

Mini Range

Authentic Smiths Instruments as fitted to the original classic mini in the UK.

Choice of black and magnolia dials.

Speedometer ranges available in MPH or KPH.

Electronic Speedometers are now available.

Chrome round bezels. 1/2v bezels are available
Speedo includes a voltage regulator and a fuel gauge.



SPEEDOMETER

MINI

Part No. **SN4421-01SA**

Type: Mechanical
Range: 0-150kph
780 turns km
Scale: Full
Dia: 80mm
Bezel: Chrome 1/2 "V"
Fitting Instructions



SPEEDOMETER

MINI

Part No. **SN4421-00SA**

Type: Mechanical
Range: 0-90 mph
1280 turns per mile
Scale: Full
Dia: 140mm
Bezel: Chrome Full "V"
Fitting Instructions
Representative Image



SPEEDOMETER

MINI

Part No. **SN4421-32**

Type: Mechanical
Range: 10 - 130 mph
1280 turns per mile
Scale: Full
Dia: 132mm
Bezel: Chrome 1/2 "V"
In-built fuel gauge
Fitting Instructions:



SPEEDOMETER

MINI

Part No. **SN4421-33**

Type: Mechanical
Range: 20 - 200 kph
800 turns per km
Scale: Full
Dia: 132mm
Bezel: Chrome 1/2
"V" In-built fuel gauge
Fitting Instructions:



SPEEDOMETER

MINI

Part No. **SN4421-60**

Type: Mechanical
Range: 0-90 mph
1250 turns per mile
Scale: Full
Dia: 140mm
Bezel: Chrome Full "V"
Fitting Instructions:



SPEEDOMETER

MINI

Part No. **SN4421-61**

Type: Mechanical
Range: 0 - 150 kph
780 turns per km
Scale: Full
Dia: 140mm
Bezel: Chrome Full "V"
Fitting Instructions:



SPEEDOMETER

MINI

Part No. **SN4421-62**

Type: Mechanical
Range: 10 - 130 mph/210 kph
1280 turns per mile
Scale: Full
Fitting:
Dia: 132mm
Bezel: Chrome Full
"V" In-built fuel gauge
Fitting Instructions:




Mini Range

Authentic Smiths Instruments as fitted to the original classic English mini.

Choice of black and magnolia dials.

Speedo ranges available in MPH or KPH.

Electronic Speedometers are now available.



OIL PRESSURE

MINI

Part No. **PL2310-00**

Type: Mechanical

Range: 0 - 100 PSI & 0-7 kg/cm²

Scale: Arc

Fitting: 1/8in NPT

Dia: 52mm

Bezel: Chrome 1/2 Round Use Fitting Kit Part No. LK-2

[Fitting Instructions](#)



OIL PRESSURE

CLASSIC BLACK

Part No. **BP2404-00C**

Type: Bimetal Electric

Range: 0-100 PSI Scale: Arc

Dia: 52mm

Bezel: Chrome 1/2 "V"

Use Sender Part No.

PTR1810-1-10

Alternative:BP2404-03C

(Chrome 1/2 Round)

[Fitting Instructions](#)



OIL PRESSURE

MINI

Part No. **PL2310-05**

Type: Mechanical

Range: 100 PSI & 0-7 Kg/cm²

Scale: Arc

Fitting: 1/8in NPT

Dia: 52mm

Bezel: Chrome 1/2 Round

Use Fitting Kit Part No. LK-2

[Fitting Instructions:](#)



OIL PRESSURE

CLASSIC MAGNOLIA

Part No. **BP2404-01C**

Type: Bimetal Electrical

Range: 0-100 PSI Scale: Arc

Fitting: Spade Dia: 52mm

Bezel: Chrome Full "V"

Use Sender Part No.

PTR1810-1-10

Alternative:BP2404-04C

(Chrome 1/2 Round) [Fitting](#)

[Instructions](#)



WATER TEMPERATURE

MINI

Part No. **BT2204-11**

Type: Bimetal Electric

Range: C - N - H

Scale: Arc

Fitting: Spade

Dia: 52mm

Bezel: Chrome

Use Sender TT4803-00A

[Fitting Instructions](#)



WATER TEMPERATURE

MINI

Part No. **BT2204-31**

Type: Bimetal Electric

Range: C - N - H

Scale: Arc

Fitting: Spade

Dia: 52mm

Bezel: Chrome

Use Sender TT4803-00A

[Fitting Instructions](#)



OIL PRESSURE

MINI

Part No. **PL2328-00C**

Type: Mechanical

Range: 0 - 100 PSI & 0-7 kg/cm²

Scale: Arc

Fitting: 1/8in NPT

Dia: 52mm

Bezel: Chrome 1/2 "V"

Use Fitting Kit Part No. LK-2

[Fitting Instructions:](#)



OIL PRESSURE

MINI

Part No. **PL2328-04C**

Type: Mechanical

Range: 0-100psi & 0-7kg/cm²

Scale: Arc

Fitting: 1/8in NPT

Dia: 52mm

Bezel: Chrome Full "V" Use

Fitting Kit Part No. LK-2


[Fitting Instructions:](#)



Mini Range

Authentic Smiths Aftermarket Instruments as fitted to the original classic mini.

Choice of black and magnolia dials.



WATER TEMPERATURE

CLASSIC BLACK

Part No. **TG1310-00C078**

Type: Mechanical
Range: 30-110° C Scale: Full

A2 Bulb Dia: 52mm
Bezel: Chrome 1/2 "V" Capillary length 78 inches. Inc 3/8 BSP to 5/8 UNF adaptor
Alternative: TG1310-23C078k2
Bulb Degree F Chrome 1/2 V



[Fitting Instructions](#)

WATER TEMPERATURE

CLASSIC BLACK

Part No. **TG1310-00CB**

Type: Stepping Motor Electrical
Range: 30-110° C

Scale: Full
Dia: 52mm

Bezel: Chrome 1/2 "V"
Use Sender Part No. TT3001-8N



[LED LIGHTING](#)
[Fitting Instructions](#)

OIL PRESSURE

CLASSIC BLACK

Part No. **PG1310-00C**

Type: Mechanical
Range: 0-100 PSI Scale: Full
Fitting: 1/8 in NPT Dia: 52mm

Bezel: Chrome 1/2 "V"
Use Fitting Kit Part No. LK-2
Use Sender Kit PTTR2300-10-8NKIT
Alternative: PG1310-17C
(Chrome 1/2 Round)



[Fitting Instructions](#)

OIL PRESSURE

CLASSIC BLACK

Part No. **PG1310-00CB**

Type: Stepping Motor Electric
Range: 0-100 PSI

Scale: Full
Dia: 52mm

Bezel: Chrome 1/2 "V"
Use Sender Kit PTTR2300-10-8NKIT



[LED LIGHTING](#)
[Fitting Instructions](#)

WATER TEMPERATURE

CLASSIC MAGNOLIA

Part No. **TG1310-02C078**

Type: Mechanical
Range: 30-110° C

A2 Bulb Scale: Full
Fitting: 3/8 BSP Dia: 52mm
Bezel: Chrome Full "V"
Comments: Capillary length 78 in.

Alternative: TG1310-10C078
(Chrome 1/2 Round)



[Fitting Instructions](#)

WATER TEMPERATURE

CLASSIC MAGNOLIA

Part No. **TG1310-02CB**

Type: Stepping Motor Electric
Range: 30-110° C
Scale: Full

Dia: 52mm
Bezel: Chrome Full "V"
Use Sender Part No. TT3001-8N



[Fitting Instructions](#)

OIL PRESSURE

CLASSIC MAGNOLIA

Part No. **PG1310-01C**

Type: Mechanical
Range: 0-100 PSI Scale: Full
Fitting: 1/8 in NPT Dia: 52mm

Bezel: Chrome Full "V"
Use Fitting Kit Part No. LK-2
Use Sender Kit PTTR2300-10-8NKIT

Alternative: PG1310-18C
(Chrome 1/2 Round)



[Fitting Instructions](#)

OIL PRESSURE

CLASSIC MAGNOLIA

Part No. **PG1310-46CB**

Type: Stepping Motor Electric
Range: 0-100 psi
Scale: Full

Dia: 52mm
Bezel: Chrome Full "V"
Use Sender Part No. PTR3000-8N-10




[Fitting Instructions](#)

Mini Range

Authentic Smiths Aftermarket Instruments as fitted to the original classic mini.

Choice of black and magnolia dials.



OIL PRESSURE & WATER TEMP

Part No. **GD1301-62C078**

Type: Mechanical
Range: 0-100 PSI / 100-230F

A2 Bulb Dia: 52mm
Bezel: Chrome 1/2 "V" Capillary length 78 inches. Requires adaptor 9915
Use LK-2 Pressure Line Kit
[Fitting Instructions](#)



OIL PRESSURE & WATER TEMP

Part No. **GD1310-00C078**

Type: Mechanical
Range: 0-100 PSI / 30-110C

A2 Bulb Dia: 52mm
Bezel: Chrome 1/2 "V" Capillary length 78 inches. Requires adaptor 9915
Use LK-2 Pressure Line Kit
[Fitting Instructions](#)



OIL PRESSURE & WATER TEMP CLASSIC MAGNOLIA

Part No. **GD1301-65C**

Type: Mechanical
Range: 0-100 PSI / 100-230F
A2 Bulb Dia: 52mm
Bezel: Chrome 1/2 "V" Capillary length 78 inches. Requires adaptor 9915 Use LK-2 Pressure Line Kit
[Fitting Instructions](#)



TACHOMETER

CLASSIC MAGNOLIA

Part No. **RVC1004-02CB**

Type: Electric
Range: 0-10000 RPM
Scale: Full Dia: 80mm
Bezel: Chrome Full "V"
4, 6, 8 Cyl. Adjustable redline pointer.
[Fitting Instructions](#)
Representative Image



TACHOMETER

CLASSIC MAGNOLIA

Part No. **RVC1006-02CB**

Type: Electrical
Range: 0-8000 RPM
Scale: Full Dia: 80mm
Bezel: Chrome Full "V"
4, 6 or 8 Cyl.
Adjustable redline pointer.
[Fitting Instructions](#)



TACHOMETER

CLASSIC BLACK

Part No. **RVC1004-00CB**

Type: Electrical
Range: 0-10000 RPM
Scale: Full
Fitting: Harness Dia: 80mm
Bezel: Chrome Full "V"
4, 6 or 8 Cyl.
Adjustable redline pointer.
Suits Tacho Pod
[Fitting Instructions](#)



TACHOMETER

CLASSIC BLACK


Part No. **RVC1006-00CB**

Type: Electrical
Range: 0-8000 RPM
Scale: Full
Fitting: Harness Dia: 80mm
Bezel: Chrome Full "V"
4, 6 or 8 Cyl.
Adjustable redline pointer. Suits Tacho Pod
[Fitting Instructions](#)



Mini Range

Authentic Smiths Aftermarket Instruments as fitted to the original classic mini.



WATER TEMPERATURE

MINI

Part No. **BT2240-18CA**

Type: 12 volt Electric

Range: 50-140c

Scale: Arc

Fitting: Spade

Dia: 52mm

Bezel: Chrome 1/2V Use

Sender TT4803-00A

[Fitting Instructions](#)



OIL PRESSURE

MINI

Part No. **BP2240-19CA**

Type: 12 volt Electric

Range: 100 PSI & 0-7 Kgcm

Scale: Arc

Fitting: 1/8in NPT

Dia: 52mm

Bezel: Chrome 1/2 V

[Fitting Instructions](#)



VOLTMETER

Part No. **ABV2220-03C**

Type: Stepping Motor Electric


Range: 9-17Volts

Scale: Arc

Dia: 52mm

Bezel: Chrome 1/2 "V"

[Fitting Instructions](#)



AMMETER

Part No. **AM1640-24C**

Type: Electric


Range: 60-0-60

Scale: Arc

Dia: 52mm

Bezel: Chrome 1/2 "V"

[Fitting Instructions](#)



VOLTMETER

Part No. **ACV1042-00C**

Type: Stepping Motor Electric

Range: 9-17Volts

Scale: Arc

Dia: 52mm

Bezel: Chrome full Round

[Fitting Instructions](#)



OIL TEMPERATURE

Part No. **ACT1043-00C**

Type: Bimetal Electric

Range: 50-170° C

Scale: Arc

Fitting: Spade Dia: 52mm

Bezel: Chrome full Round

Use Sender Part No. TT6811-01

[Fitting Instructions](#)



CLOCK

Part No. **CA1100-06C**

Type: 12 volt Electric

Range: 12hour Scale: Full

Fitting: Spade Dia: 52mm Bezel:

Chrome full round

Push Button to reset

(Do Not Turn)

[Fitting Instructions](#)



115

CLOCK

Part No. **CA1100-02C**

Type: 12 volt Electric

Range: 12hour Scale: Full

Fitting: Spade Dia: 52mm

Bezel: Chrome 1/2 v

Push Button to reset

(Do Not Turn)

[Fitting Instructions](#)



Electric Mini Speedo Range

Authentic Smiths Instruments with an update.

Choice of black and magnolia dials. Speedo ranges available in MPH or KPH.

Chrome round bezels. 1/2 v an extra option.

Speedo includes a fuel gauge. No voltage reg for temp.



SPEEDOMETER

MINI

Part No. **SN4421-01CC**

Type: Electric
Range: 0-140kph

Scale: Full
Dia: 140mm
Bezel: Chrome 1/2 "V"

Fitting Instructions



Representative image

SPEEDOMETER

MINI

Part No. **SN4421-00CC**

Type: Electric
Range: 0-90 mph

Scale: Full
Dia: 140mm
Bezel: Chrome 1/2 "V"

Fitting Instructions



SPEEDOMETER

MINI

Part No. **SN4421-60CC**

Type: Electric
Range: 0-90mph

Scale: Full
Dia: 140mm
Bezel: Chrome

Fitting Instructions



SPEEDOMETER

MINI

Part No. **SN4421-62CC**

Type: Electric
Range: 0-130 mph

Scale: Full
Dia: 140mm
Bezel: Chrome

Fitting Instructions



SPEEDOMETER

MINI

Part No. **SN4417-18CC**

Type: Electric
Range: 0-130 mph

Scale: Full
Dia: 140mm
Bezel: Chrome Full "V"

Fitting Instructions



SPEEDOMETER

MINI

Part No. **SN4417-19CC**

Type: Electric
Range: 0-210kph

Scale: Full
Dia: 140mm
Bezel: Chrome Full "V"

Fitting Instructions



Representative image

SPEEDOMETER

MINI

Part No. **SN4421-32CC**

Type: Electric
Range: 0-130 mph

Scale: Full
Dia: 140mm
Bezel: Chrome

Fitting Instructions



SPEEDOMETER

MINI

Part No. **SN4421-33CC**

Type: Electric
Range: 0-200kph

Scale: Full
Dia: 140mm
Bezel: Chrome

Fitting Instructions



Representative image

Electric Mini Speedo Range

Authentic Smiths Instruments with an update.

Choice of black and magnolia dials. Speedo ranges available in MPH or KPH.

Chrome round bezels. 1/2 v an extra option.

Speedo includes a fuel gauge. No voltage reg for temp.



SPEEDOMETER

MINI

Part No. **SN4421- 61CC**

Type: Electric
Range: 0-140 kph

Scale: Full

Dia: 140mm

Bezel: Chrome Full "V"

Fitting Instructions

Representative Image



SPEEDOMETER

MINI

Part No. **SN4421- 63CC**

Type: Electric
Range: 0-200 kph

Scale: Full

Dia: 140mm

Bezel: Chrome Full "V"

Fitting Instructions



SPEEDOMETER

MINI

Part No. **SN4421- 70CC**

Type: Electric
Range: 0-90 mph

Scale: Full

Dia: 140mm

Bezel: Chrome

Fitting Instructions



SPEEDOMETER

MINI

Part No. **SN4421-72CC**

Type: Electric
Range: 0-130 mph

Scale: Full

Dia: 140mm

Bezel: Chrome

Fitting Instruction

Representative Image



SPEEDOMETER

MINI

Part No. **SN4421- 71CC**

Type: Electric
Range: 0-140 kph

Scale: Full

Dia: 140mm

Bezel: Chrome

Fitting Instructions

Representative Image



SPEEDOMETER

MINI

Part No. **SN4421- 73CC**

Type: Electric
Range: 0-200 kph

Scale: Full

Dia: 133mm

Bezel: Chrome

Fitting Instructions

Representative Image

