







MAPLE LAKE TOWNSHIP

What Can Be Recycled: Recycling Guide

 <p>Plastic Bottles & Containers</p> <p>Recycle plastics by shape: bottles, jars, jugs and tubs. The "chasing arrows" symbol doesn't necessarily mean it's recyclable.</p> <p>Lightbulb: Clean and dry containers, then put the cap back on before tossing in the bin.</p>	 <p>Paper</p> <p>Paper, newspaper and magazines are good to recycle.</p> <p>Lightbulb: If paper is soiled or wet, compost it.</p>	 <p>Food & Beverage Containers</p> <p>Rules for recycling milk cartons, juice boxes and food cartons vary by city, county and state. Check local recycling programs for options to recycle cartons.</p> <p>Lightbulb: Make sure containers are completely empty to avoid contamination.</p>
 <p>Food & Beverage Cans</p> <p>Recycle empty tin, aluminum and steel cans.</p> <p>Lightbulb: Empty aerosol cans are also recyclable. If the can has a plastic lid, remove it before recycling.</p>	 <p>Flattened Cardboard & Paperboard</p> <p>Flatten and recycle all cardboard and paperboard.</p> <p>Lightbulb: Cardboard pizza delivery boxes without leftovers or liners should be recycled; but leftover crusts, cheese and other food should not.</p>	 <p>Glass Bottles & Containers</p> <p>Glass recycling rules vary, please check your local program guidelines.</p> <p>Lightbulb: Check local program guidelines for options to recycle glass. Some communities have curbside pickup or drop-off locations to recycle glass.</p>

Three Basic Rules

Knowing these rules and putting them into practice will help you recycle more efficiently. And it will help to ensure everything that makes it into your bin finds a second life.



RULE 1

Recycle bottles, cans, paper and cardboard

RULE 2

Keep food and liquid out of your recycling

RULE 3












No loose plastic bags and no bagged recyclables

YES
✓

ALL ITEMS UNDER THIS LINE DO NOT GO IN THE RECYCLING CART

NO
X

Orange: Recycle at McLeod County HHW Facility **ONLY**
Brown: Compostable
Red: Trash Items

Not Accepted in Your Bin



No Bagged Recyclables

Do not bag recyclables. They must be loose in the bin.

If you collect your recyclables in a bag, empty them directly into your cart and reuse the bag!



No Plastic Bags

Plastic bags are not accepted as part of curbside recycling programs - they get tangled in equipment and threaten worker safety.

Do not bag recyclables as materials inside may not get recycled. Reuse plastic bags, or learn where you can recycle them at plasticfilmrecycling.org.



No Flexible Packaging

Flexible packaging like chip bags and juice or soup pouches cannot be recycled in curbside programs.

This type of packaging is made from multiple materials preventing it from being recycled.



No Cups with Wax or Plastic Coatings

Cups with plastic or waxed coatings are not recyclable. The plastic lids should be trashed as well.

Invest in and carry a reusable cup instead.



No Polystyrene Foam & Plastic

Polystyrene foam, plastic "to-go" containers and cups are made of non-recyclable materials, and are not acceptable in the curbside recycling program.

Packing peanuts aren't recyclable either, however some shipping stores will take peanuts back for reuse.



No Tangling Items

Garden hoses, rope, leashes, wire, holiday lights, string and chains should never go in the recycling bin.

"Tanglers" can wrap around equipment, endanger workers and shut down entire recycling centers. If they are still in good condition, donate them.



No Household Items

Clothing, textiles, shower curtains, mini-pools, fencing and furniture don't go in the recycling.

Check local programs for reuse and recycling options first. Put them in the trash bin if no other options are available.



No Dirty Diapers

Dirty diapers' and pet waste's yuck factor increase when they end up where they shouldn't — the recycle bin!

These materials will spoil all of the recyclables, turning the load to trash. Trash these instead and keep recyclables clean and dry.



No Medical Waste

Medical waste can pose a safety hazard and never goes in curbside recycling or waste bins.

Needles are especially dangerous so dispose of them in a safe container like our MedWaste Tracker® box, or contact your local provider.



No Garage Waste

Car parts, scrap metal, tires, filters, propane cylinders and the like are safety hazards if put in curbside recycling or trash bins.

Check locally for special collection programs or take them to a local retailer or scrap recycler.

Please rinse/wash containers so they are free from leftover food, etc.
If they aren't clean, they may not be recyclable.