



Whole of Home

CLASSIC

Tried, tested, and trusted performance.



That's better. That's Actron.



ActronAir

ActronAir. Because Australia needs Australian air conditioning.

CLASSIC

The year 1984 saw Advanced Australia Fair become our National Anthem, the 1 dollar coin come into circulation and a small family air conditioning business open its doors. Today, ActronAir is a proud Australian company recognised for making world-class air conditioners. Well, it stands to reason. The team at ActronAir experience our harsh Australian conditions first hand, and our climate places demands on air conditioning not found in other parts of the world.

And that's why ActronAir's engineers have developed the most advanced air conditioning systems specifically for the unique and harsh Australian environment.

Classic by name, classic by nature. ActronAir's Classic is tried, tested and trusted for Australia.

Live better year round with Classic comfort

Stay cool in summer and warm in winter, live better all year round with Classic comfort control. ActronAir's Classic ducted system is engineered to deliver better comfort with better control, to heat or cool your whole house, or just a few areas.




**More than
a quarter of a
million Aussies
take comfort in
ActronAir**



A superior operating range made for Australia

Most overseas air conditioners are only designed with a maximum temperature range of 43°C to 46°C. The made-in-Australia for Australia Classic operates up to 50°C. Big deal? Yes.

The temperature around the outdoor unit can reach far higher than what they're saying on the weather report due to direct sun or heat radiating off the ground. They're often located against a wall or fence where there's low air circulation.

Classic not only operates at higher temperatures, it also performs at a higher capacity leading up to that peak temperature.

“ Nothing beats performing under extremes. Engineered for Australia, you can trust ActronAir to be there when you need it most. ”

Mark 'Frosty' Winterbottom
2015 V8 Supercars Champion

Smarter outside



Vertical discharge

The Classic's clever outdoor unit features a vertical, rather than horizontal, discharge of air. Unlike most overseas brands, we're well aware that the side of the Australian home is not only a handy space for an outdoor unit, but is also often tight. And we know if you don't let hot air escape it will surround the unit, reducing its performance and in turn lead to higher energy consumption. That's why we've engineered the Classic to release hot air upwards, rather than pushing air straight into the neighbour's fence.

Aussie tough



Louvered grille

The powder coated louvered grille guard allows for better airflow and protection against Australia's extreme weather conditions. Using only the very best quality componentry, the Classic's powder coated outdoor unit is engineered to withstand over 1,000 hours of salt spray exposure.

Here for the long haul



Coated coil protection

ActronAir uses blue fin epoxy coated protection on the Classic's indoor and outdoor coils. It reduces corrosion from the harsh Australian conditions, as well as assisting the defrosting process, thus improving heating efficiency.

Unheard of technology



Efficient EC fan

The highly efficient EC fan used in our Classic range delivers superior airflow, with quieter starting and stopping, making it perfect for sleeping babies or shift workers.

Turn on, bliss out



A smarter start-up

In winter, some air conditioners when turned on blast out unheated air until the indoor heating coil catches up. ActronAir engineers developed a better way. Classic has a smart preheat delay function so that the coil heats up before the fan comes on. That's better - simple and smart.

Pick up where you left off



Auto-restart

Blackout? No problem. Our Classic restarts automatically in its last programmed setting once the power is restored, which means you don't have to take the time to reprogram your system.



4 or 8 zones under your control

ActronAir builds its own controls in Australia to ensure they integrate well with your Classic and operate together seamlessly. An 8-zone touch pad is conveniently integrated into our master controller, avoiding the need for a second device on your wall to control zones. Importantly, the slimline controller is logical and user-friendly, with controls in easy to read 'plain English'. And with a 7 day 24 hour programmable timer, it's completely 'set and forget'.

And for precise comfort control, our system allows you to set the temperature in 0.5°C degree increments.

Our Classic also provides an optional secondary controller with mimic logic. It's ideal for those who live in large or double storey houses. Rather than having to trounce up and down every time you want to change the settings, our Classic allows you to setup a controller on each floor for absolute convenience.



Master Controller



Optional ActronConnect



Set your comfort remotely

The optional ActronConnect allows you to control your Classic ducted system wirelessly via smartphone or computer. Cool your house down on your way home, warm up the baby's room or check you've turned off the air conditioning. It's all in the palm of your hand.

Colour-coded smarts

Unlike a lot of air conditioning controls that use confusing icons and international symbols, ActronConnect is colour-coded for simplicity. There's blue for cooling, red for heating, green for fan-only operation and purple for our set and forget auto function.



Master Controller – Features and benefits

Features	Benefits
Easy to use 8-zone integrated touch pad	Eliminates the need to install a second device on your wall to control zones
On board temperature sensor	Eliminates the need to install a second device on your wall to sense temperature
7 day programmable time clocks	'Set and forget' weekly scheduler allows you to set your air conditioner to turn on and off to suit your lifestyle
24 hour programmable timer	Quick and convenient way to turn your system on before you wake up or off after you've gone to sleep
Smart defrost function	Improves heating performance in extremely cold weather
Preheat delay function	Eliminates cold drafts in Winter
Compatible with home automation for remote on/off control	Allows you to control your air conditioner as part of your home automation system
Optional secondary temperature sensor	Allows for better comfort and temperature control



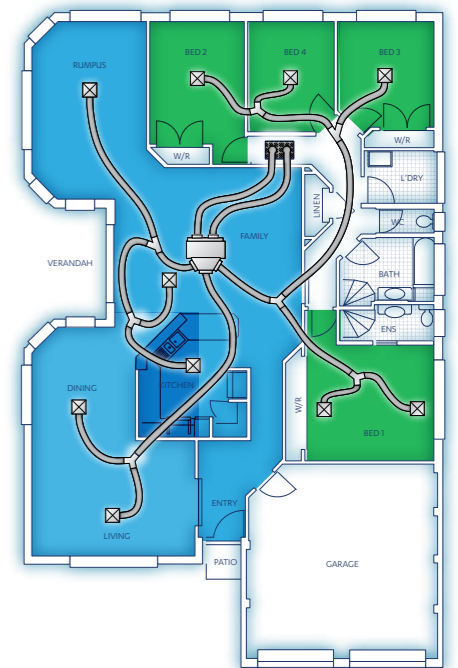
Classic zoning can save you money

With Classic Zoning, you can separate your house in up to 8 zones to maximise energy efficiency. Put simply, the more zones you have the more savings you can achieve. As long as you have your main or 'common' zone on to handle excess air flow, Classic zoning allows you to turn off other zones when they're not needed, which can save you money.

Zoned to suit you

You can also use Classic Zoning to design an air conditioning solution based on how you want to use it.

For example, if you only ever need to comfort half of your house at any one time - say a 'Day Zone' that covers your living areas throughout the day, and a 'Night Zone' that comforts your bedrooms overnight – then with Classic Zoning you can size your air conditioning unit based on only half the size of your house. That way you don't waste energy cooling rooms that aren't in use, and thanks to using a smaller unit you can live in comfort whilst also being extremely energy efficient.



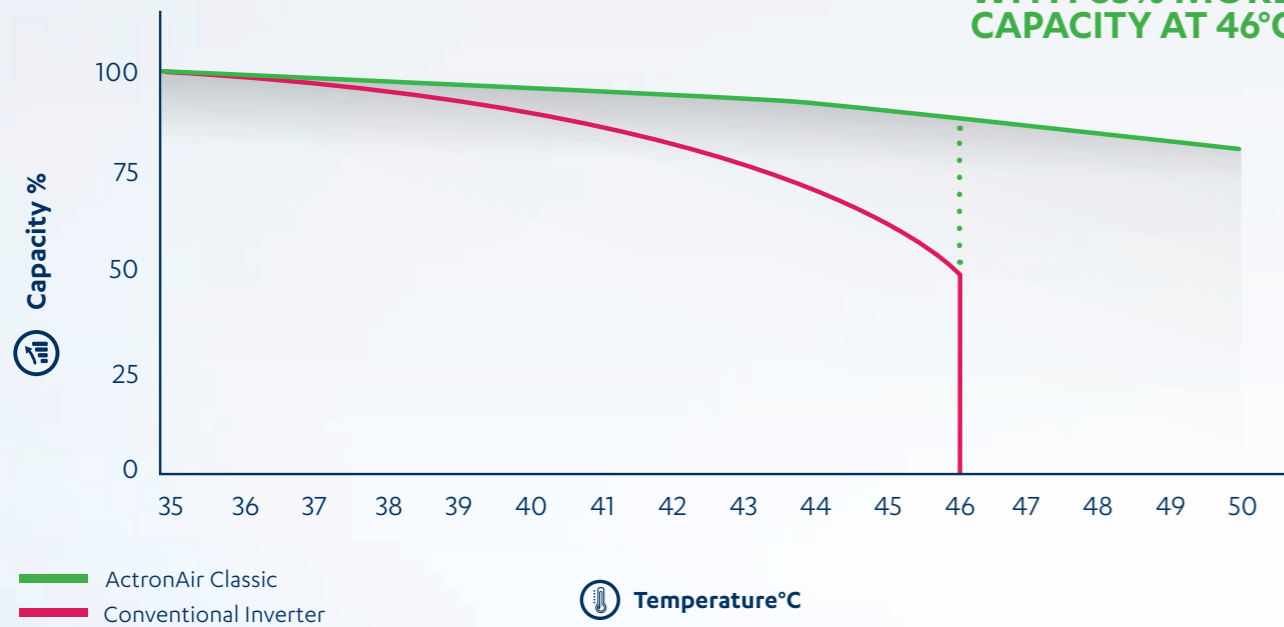
Engineered for Australia

Made with a superior operating range of -10°C to 50°C, and a host of innovative features, ActronAir's Classic ducted system is engineered to withstand the hottest and coldest conditions Australia can throw at it.

Where other air conditioners struggle and shut down, the Classic will be there for you when you need it most.

Capacity Comparison Chart

**THE CLASSIC
CONTINUES TO OPERATE
WITH 85% MORE
CAPACITY AT 46°C**



Better Service

Local service you can count on

Our Classic is designed and manufactured in Australia, so you'll never have to call far or wait long for service and support.

Our National Service Network has service staff on the ground and parts on the shelves. They're friendly, reliable and prompt. Furthermore, ActronAir's 5 year warranty will keep you comfortable with absolute peace of mind.



From zero to comfort – quickly

Our Classic also gets up to speed much faster. It's perfect for when you arrive home on a sizzling summer's day, or freezing winter's night, and need to get comfy fast. A conventional inverter can take between 5 and 10 minutes to get up to full capacity, meaning it will take longer to cool or heat your space, whereas our Classic system can get up to maximum capacity almost immediately.

Classic Split Ducted Standard Cycling (Single Phase)

Technical Information						
		Single Phase				
OUTDOOR MODEL		SRE091C	SRA101C	SRA131C	SRA151C	SRA171C
INDOOR MODEL		SRG091E	SRG101E	SRG131E	SRG151E	SRG171E
¹ Total (Gross) Capacity (kW) (AS/NZS3823.1.2)	Cooling (Rated)	9.40	10.56	12.75	15.29	17.38
	Heating (Rated)	8.00	10.12	11.69	14.84	17.02
Nett (Rated) Capacity (kW) (AS/NZS3823.1.2)	Cooling	9.00	10.16	12.24	14.97	16.80
	Heating	8.50	10.62	12.17	15.12	17.57
Input Power (kW) (AS/NZS3823.1.2)	Cooling	2.77	3.08	3.75	4.56	5.15
	Heating	2.43	2.96	3.34	4.16	4.76
² EER Rated (AS/NZS3823.1.2)	Cooling	3.25	3.30	3.26	3.28	3.26
³ COP Rated (AS/NZS3823.1.2)	Heating	3.50	3.59	3.64	3.63	3.69
Power Supply (V / Ph / Hz)	Outdoor	230V / 1Ph + N / 50Hz				
	Indoor	230V / 1Ph + N / 50Hz				
Rated Load Amps (AS/NZS3823.1.2)	Outdoor / Indoor / Total	9.5 / 2.8 / 12.3	10.9 / 2.8 / 13.7	13.9 / 3.8 / 17.7	17.7 / 2.5 / 20.2	19.7 / 4.3 / 24.0
Full Load Amps (AS/NZS3823.1.2)	Outdoor / Indoor / Total	14.2 / 3.5 / 17.7	20.5 / 3.5 / 24.0	23.1 / 4.3 / 27.4	24.0 / 4.3 / 28.3	30.7 / 4.3 / 35.0
⁴ Circuit Breaker Amps		20.0	25.0	32.0	32.0	40.0
IP Rating	Outdoor	IP44				
	Indoor	IP20				
Compressor	Type / No. per Unit	Compliant Scroll / 1				
	Starting Method	Soft Starter				
No. Refrigeration Circuits/No. Capacity Stages (Capacity range)		1/1 (100% capacity)				
Refrigerant		R410A				
Fans (Type x Number per unit)	Outdoor	Axial x1	Axial / 6 Pole External Rotor / Direct Drive x2			
	Indoor	Single Deck Centrifugal / ECM Direct Drive x1	Twin Deck Centrifugal / ECM Direct Drive x1			
Airflow Range Indoor (l/s)	Maximum	520	575	750	880	900
	Nominal	450	500	650	770	850
	Minimum	380	425	590	690	770
External Static Pressure (Pa) at:	Maximum Airflow	108	62	120	120	116
	Nominal Airflow	153	141	206	218	164
Outdoor Dimensions (mm)	Depth	370	535	580	580	580
	Height	805	940	990	990	1045
	Width	1000	1245	1320	1320	1460
Indoor Dimensions (mm)	Depth	595	595	615	615	615
	Height	410	410	412	412	412
	Width	850	850	1090	1290	1290
⁵ Nominal Weight (kgs)	Outdoor	83	119	135	136	176
	Indoor	41	41	56	59	60
Field Pipe Size	Liquid Pipe - mm (inch)	9.52 (3/8)	9.52 (3/8)	9.52 (3/8)	9.52 (3/8)	9.52 (3/8)
	Gas Pipe - mm (inch)	15.90 (5/8)	15.90 (5/8)	19.05 (3/4)	19.05 (3/4)	19.05 (3/4)
⁶ Sound Pressure Level (dBA)	Outdoor (low/high fan)	50 / 52	47 / 50	50 / 52	50 / 52	52 / 54
⁷ Sound Power Level (dBA)	Outdoor (low/high fan)	67 / 69	64 / 67	67 / 69	67 / 69	69 / 71
MEPS Compliant		Yes	Yes	Yes	Yes	Yes
⁹ Demand Response Capability (AS4755.3)		Potentially capable if alternate outdoor board is purchased				

Control Features						
LM7 Wall Controller (8 Zone)	Included	Included	Included	Included	Included	Included
LM24W Wall Controller (8 Zone) - Secondary Master Controller	Optional	Optional	Optional	Optional	Optional	Optional
Blue Epoxy Coat Coil Fin Protection - Indoor & Outdoor Coils	Standard	Standard	Standard	Standard	Standard	Standard
Remote Temperature Sensor	Optional	Optional	Optional	Optional	Optional	Optional
Home/Building Automation Remote ON / OFF Capability	Yes	Yes	Yes	Yes	Yes	Yes
Manual Inputs Capable for Third Party Control	Optional	Optional	Optional	Optional	Optional	Optional
Maximum Number of Zones	8	8	8	8	8	8
ActronConnect Module for Wireless Control	Optional	Optional	Optional	Optional	Optional	Optional

Foot Notes 1-8

- Based on unit rating excluding indoor fan kW.
- EER Rated = Energy Efficiency Ratio (Rated Capacity Cooling / Rated Input Cooling).
- COP Rated = Coefficient of Performance (Rated Capacity Heating / Rated Input Heating).
- Refer to AS/NZS 3000 "Australian/New Zealand Wiring Rules" for more details.
- Refer to Catalogue Unit Weight Distribution Guide section for details of weight points.
- Sound Pressure Level at 3m distance is determined as the measured sound pressure at 3m perpendicular to the coil side of the condenser.
- Determination of Sound Power Levels of Noise Sources, AS1217.2 - Precision Methods for Broad-Band Sources in Reverberation Rooms.

- For short pipe run of 0-20m or average 1-storey residential dwellings, 19.05mm (3/4") Gas Field Pipe and 9.52mm (3/8") Liquid Line may be used in place of the recommended 22.22mm (7/8") gas pipe and 12.7 (1/2") liquid line. Please refer to Capacity Selection Data & see Pipe Length Correction Multiplier for the drop in refrigeration capacity as a consequence of change in Gas Field Pipe diameter. Swaged end of Indoor and Outdoor Units' gas pipe to be cut in the field to fit ID into 19.05mm (3/4") replacement Field Pipe. Swaged end to be cut-off in the field to fit into field pipe.

- Third party inputs and Remote ON/OFF functions will be lost if Demand Response outdoor board is installed.
- Important Notes:**
- The Local Electricity Supply Authority may require limits on - starting current, running current and voltage drop, please check prior to purchase.
 - When the outdoor temperature exceeds the rated conditions, the cooling/heating capacities may decrease the rated nett values.
 - Specifications subject to change without notice.

Classic Split Ducted Standard Cycling (Three Phase)

Technical Information							
		Three Phase					
OUTDOOR MODEL		SRA133C	SRA153C	SRA173C	SRA203C	SRA233C	SRA260C
INDOOR MODEL		SRG131E	SRG151E	SRG171E	SRG201E	SRG231E	SRA260E
¹ Total (Gross) Capacity (kW) (AS/NZS3823.1.2)	Cooling (Rated)	13.00	15.27	17.56	19.69	22.95	25.15
	Heating (Rated)	11.85	14.45	17.38	18.75	22.30	24.30
Nett (Rated) Capacity (kW) (AS/NZS3823.1.2)	Cooling	12.40	14.68	16.99	19.06	22.35	24.00
	Heating	12.30	15.00	17.92	19.34	23.00	25.50
Input Power (kW) (AS/NZS3823.1.2)	Cooling	3.68	4.43	5.04	5.86	6.59	7.65
	Heating	3.24	3.95	4.58	5.23	6.15	7.55
² EER Rated (AS/NZS3823.1.2)	Cooling	3.37	3.31	3.37	3.25	3.39	3.14
³ COP Rated (AS/NZS3823.1.2)	Heating	3.80	3.80	3.91	3.70	3.74	3.38
Power Supply (V / Ph / Hz)	Outdoor	400V / 3Ph + N / 50Hz					
	Indoor	230V / 1Ph + N / 50Hz					
Rated Load Amps (AS/NZS3823.1.2)	Outdoor / Indoor / Total	6.3 / 4.2 / 10.5	7.1 / 4.2 / 11.3	8.7 / 4.1 / 12.8	9.0 / 4.5 / 13.5	12.0 / 4.8 / 16.8	13.7 / 4.6 / 18.3
Full Load Amps (AS/NZS3823.1.2)	Outdoor / Indoor / Total	8.3 / 4.3 / 12.6	11.7 / 4.3 / 16.0	12.3 / 4.3 / 16.6	13.9 / 5.9 / 19.8	15.9 / 6.4 / 22.3	18.6 / 4.9 / 23.5
⁴ Circuit Breaker Amps		16.0	20.0	20.0	20.0	25.0	25.0
IP Rating	Outdoor	IP44					
	Indoor	IP20					
Compressor	Type / No. per Unit	Compliant Scroll / 1					
	Starting Method	D.O.L.					
No. of refrigeration Circuits/No of capacity stages (Capacity range)		1/1 (100% capacity)					
Refrigerant		R410A					
Fans (Type x Number per unit)	Outdoor	Axial / 6 Pole External Rotor / Direct Drive x2					
	Indoor	Twin Deck Centrifugal / ECM Direct Drive x1					Twin Deck Centrifugal / 4 Pole Direct Drive x1
Airflow Range Indoor (l/s)	Maximum	750	880	900	1150	1380	1452
	Nominal	650	770	850	1000	1200	1320
	Minimum	590	690	770	900	1020	1122
External Static Pressure (Pa) at:	Maximum Airflow	120	120	116	146	139	135
	Nominal Airflow	206	218	164	188	225	200
Outdoor Dimensions (mm)	Depth	580	580	580	580	685	685
	Height	990	990	1045	1045	1105	1105
	Width	1320	1320	1460	1460	1685	1685
Indoor Dimensions (mm)	Depth	615	615	615	680	695	695
	Height	412	412	412	435	485	485
	Width	1090	1290	1290	1420	1470	1470
⁵ Nominal Weight (kgs)	Outdoor	133	135	174	185	200	245
	Indoor	56	59	60	76	90	90
Field Pipe Size	Liquid Pipe - mm (inch)	9.52 (3/8)	9.52 (3/8)	9.52 (3/8)	⁸ 12.70 (1/2)	12.70 (1/2)	15.90 (5/8)
	Gas Pipe - mm (inch)	19.05 (3/4)	19.05 (3/4)	19.05 (3/4)	⁸ 22.22 (7/8)	25.40 (1)	25.40 (1)
⁶ Sound Pressure Level (dBA)	Outdoor (low/high fan)	50 / 52	50 / 52	52 / 54	52 / 54	55 / 59	55 / 59
⁷ Sound Power Level (dBA)	Outdoor (low/high fan)	67 / 69	67 / 69	69 / 71	69 / 71	71 / 75	71 / 75
MEPS Compliant		Yes	Yes	Yes	Yes	Yes	Yes
⁹ Demand Response Capability (AS4755.3)		Potentially capable if alternate outdoor board is purchased					

Control Features							
LM7 Wall Controller (8 Zone)	Included	Included	Included	Included	Included	Included	Included
LM24W Wall Controller (8 Zone) - Secondary Master Controller	Optional	Optional	Optional	Optional	Optional	Optional	Optional
Blue Epoxy Coat Coil Fin Protection - Indoor & Outdoor Coils	Standard	Standard	Standard	Standard	Standard	Standard	Standard
Remote Temperature Sensor	Optional	Optional	Optional	Optional	Optional	Optional	Optional
Home/Building Automation Remote ON / OFF Capability	Yes	Yes	Yes	Yes	Yes	Yes	Yes
Manual Inputs Capable for Third Party Control	Optional	Optional	Optional	Optional	Optional	Optional	Optional
Maximum Number of Zones	8	8	8	8	8	8	8
ActronConnect Module for Wireless Control	Optional	Optional	Optional	Optional	Optional	Optional	-

Rated Conditions:

Cooling: 35°C DB Outdoor / Air Entering Indoor 27°C DB, 19°C WB
 Heating: 7°C DB, 6°C WB Outdoor / Air Entering Indoor 20°C DB

Warranty:

For full terms and conditions of ActronAir warranty, please refer to warranty terms document - www.actronair.com.au






ActronAir

That's better. That's Actron.

Your local ActronAir specialist



SANDCASTLE
AIR CONDITIONING & REFRIGERATION

sales@sandcastleair.com.au
www.sandcastleair.com.au