



# OVER AND UNDER ACROSS OKLAHOMA

Volume 22 Issue 3

Dedicated to the preservation, promotion and education of the art of basketry.

June 2022

## June 11 Guild Project Twill Spray Bottle

**Be sure to note the date change.**

Our project for the June meeting is a continuous mist spray bottle with a twill design. Start with a wooden slotted base and end with a braided border like none you have seen. This project is not a difficult one so it is a good introduction for new weavers who want to try something new. There will be a large selection of #1 round reed in solid colors and natural. The twill can be done with flat or flat oval in 1/4" or 11/64th. The choice is yours so kits will not be made. It only takes one or two long pieces to weave the center part of the bottle.

The bottles come in different colors too. Chose from white, red, green, blue and a few black bottles will be available. Cost of the project will be \$20.

Contact Janet for a kit for the guild meeting.  
405-812-4454  
dnjn3227@sbcglobal.net

There should be extra spray bottles if you should want a second one. Cost will be \$11.



## PRESIDENT'S NOTES

Summer is upon us. With its heat you can be sure to spend time indoors weaving all those fantastic baskets to enter into the fair. This newsletter is full of opportunities to weave and volunteer. We have the June guild meeting. It comes on a different week of the month so pay attention to the date. The project is a fun easy one. Be sure to order your kit by contacting Janet. We have the Summer Weave-In on June 25th. Mary Lee will be teaching an intermediate basket and Janet Newman will be teaching a beginner basket. Look inside to see how to order kits for the classes. Please do not ask for kits to be mailed to you.

The Quilt, Craft & Sew Festival is the same weekend as our Summer Weave-In. Lorraine Witzke will be manning the booth so Janet can teach. You can plan on attending the quilt show on the other two days. This is a great time to gather your girl friends for a day of shopping. If you want to sell baskets at the quilt show, contact Janet soon.

I have enjoyed being your president all these years but I am asking for a reprieve. I have health issues that have to be dealt with and have asked for a special election in August to fill out the rest of this term. Normally the president's election is on an odd year. Be thinking if you would like to take this office over. I will be there to help and will still do the newsletter. Janet

BWGOK meetings are held at the National Cowboy and Western Heritage Museum located near I-44 and NE 63rd Street in Oklahoma City. The meetings are held on the 3rd Saturday of the even months. Meetings generally start at 10am with weaving a project then the business meeting coincides with lunch at 12 noon. Everyone brings a covered dish to share at lunch. If you did not order a project kit come anyway and bring whatever you want to weave on. Bring finished projects to show and tell. We are usually done between 2-3.

### BWGOK Officers - Elected and Volunteer Positions

President: Janet Newman

Vice President: Mary Lee & the Norman Weavers

Secretary: Fran Cates

Treasurer: Marcia Balleweg

Membership: Janet Newman

Librarian: Susan Steele

Newsletter: Janet Newman, Newsletter submissions can be sent to: dnjn3227@sbcglobal.net

May 28-29	Chuck Wagon Festival, will need volunteers
June 11	Guild Meeting—Twill Spray Bottle—Janet Newman
June 23-25	Quilt, Craft and Sewing Festival, will need volunteers
June 25	Special Weave-In—2 classes will be taught
July 23	National Day of the Cowboy, will need volunteers & need donated
August 20	Guild Meeting, Positive Tomorrows project Plan to enter baskets in the State Fair
September 17	Fall Museum Class, will need volunteers
October 15	Guild Meeting, project is a wisk broom—Vickie Gildon, bring back PT baskets filled
November 4-6	Weavers Weekend
December 17	Christmas Party

NOTE: Please note that the June guild meeting is on the second Saturday of the month due to a conflict with the museum.

### State Fair of Oklahoma

Remember to plan your best baskets to enter into the State Fair of Oklahoma. Registration will open in July. We are hoping to have new guidelines and classes to enter the baskets in.

***ORDER YOUR GUILD MEETING PROJECT KIT, JUNE 11.***  
***ORDER YOUR KIT FOR THE SUMMER-WEAVE IN, JUNE 25.***  
***VOLUNTEER FOR AN UPCOMING EVENT.***

**BWGOK Minutes****April 16, 2022**

The meeting was called to order at 12:06.

Welcome and introductions were made.

Marcia Balleweg made a motion to approve the minutes. Sue Scott seconded the motion.

Marcia gave the treasurer's report.

BWGOK Treasurer's Report as of March 31, 2022

Balance as of January, 31, 2022	\$5329.51
---------------------------------	-----------

Expenses

SecureCare Self Storage -February	\$61.20
-----------------------------------	---------

SecureCare Self Storage – March	\$61.20
---------------------------------	---------

Shawnee Expo Center Deposit	<u>\$762.50</u>
-----------------------------	-----------------

	\$884.90
--	----------

Deposits

Dues	<u>\$375.00</u>
------	-----------------

	\$375.00
--	----------

Balance as of March 31, 2022	\$4819.61
------------------------------	-----------

**Old Business:**

- Membership: Janet Newman reported we have 99 paid members.
- Weavers Weekend: Marcia reported the selection committee was ready to work on selecting classes for the retreat.
- Beginner's Class: Janet Newman reported the Beginner Class was a success with 19 people signing up and 5 people became members at the meeting.
- Workshops/Demos: Janet hand sign-up sheets.  
 April 30—Spring Museum: 4 students are signed up  
 May 28-29—Chuckwagon Festival: reed and volunteers are needed. Will need to do a background check  
 June 23-25—Quilt, Craft & Sew Festival: need volunteers and people can sell baskets  
 June 25th—Special Summer Weave. Mary Lee and Janet Newman will teach. The meeting will be in the Annie Oakley room at the National Cowboy and Western Heritage Museum  
 July 23—National Day of the Cowboy: needs volunteers  
 September 17—Fall Museum Class: needs volunteers. Janet Newman will teach

**Calendar & Projects:**

- June 11 – Spray Bottle - Janet Newman
- June 23-25 – Quilt, Craft Sewing Festival, need volunteers and people to sell their baskets
- June 25 – Special Weave Day – Mary Lee and Janet Newman
- August 20 – Positive Tomorrows Baskets
- September 15-25 – State Fair of Oklahoma
- October 15 – Bring back PT baskets filled,
- November 4-6 – Weavers Weekend
- December 17 – Christmas Party

**New Business:**

- It was reported that State Fair Classes are being worked on.
- Susan Steele reported on being the new Librarian for the guild.
- Nancy Rimassa reported on copyright laws.

The meeting adjourned at 12:30.

## HELP WANTED—BWGOK WANTS YOU!

BWGOK will be having a special election for President at the August guild meeting. It will be discussed at the June guild meeting. Janet has served many years and needs a break. Janet will continue to do the newsletter and membership.

At the November Weaver's Weekend we will be holding elections for Vice President and Secretary. This will be a regularly scheduled election. Our current officers have also served many years and need a break.

We have many opportunities to volunteer during the rest of the year. Some of these opportunities allow us to have our room free at the cowboy museum.

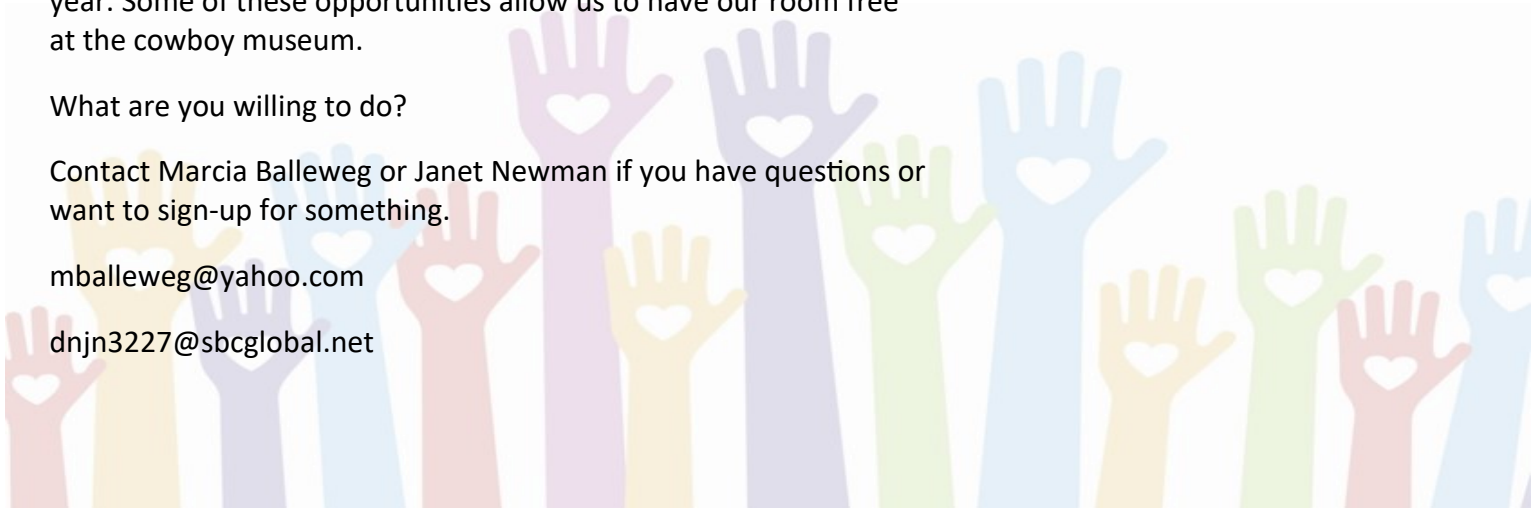
What are you willing to do?

Contact Marcia Balleweg or Janet Newman if you have questions or want to sign-up for something.

[mballeweg@yahoo.com](mailto:mballeweg@yahoo.com)

[dnjn3227@sbcglobal.net](mailto:dnjn3227@sbcglobal.net)

# VOLUNTEER



### Volunteers Needed

Check out the calendar on page 2. There are a number of times throughout the year that we need volunteers to help us keep our commitments to the Cowboy Museum. The room we meet in is not free. We are required to teach 2 classes and help with several events throughout the year. If we do not do these events we will be charged \$350 per meeting to use the facilities. If you want to help us out please contact me, Janet, at [dnjn3227@sbcglobal.net](mailto:dnjn3227@sbcglobal.net) or 405-812-4454 or Marcia Balleweg at [mballeweg@yahoo.com](mailto:mballeweg@yahoo.com) or 405-823-5073.

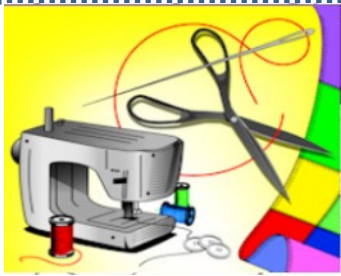
The Spring and Fall museum classes are classes the

museum offers and we help teach the patrons that sign up. These may or may not be new weavers. Anyone can sign up to take the classes including guild members. For these classes, the participants sign up on the museum website and the people pay the museum. The guild does not make anything on them but we do fulfill our contract obligations for getting our meeting classroom free.

Start planning for the Chuck Wagon Festival that will be May 28th and 29th. Once again we will have a booth on the courtyard where children will be weaving on a mat that we provide.

Check out the calendar for other volunteer opportunities.

## Things to Know



*Bring Your Friends & Family for A Great Time!*

## Quilt, Craft & Sewing Festivals

### Quilt, Craft and Sew Festival

The quilt show is June 23-25 this year. That is a Thursday through Saturday. We setup on Wednesday and teardown on Saturday. Anyone can come help and anyone can sell baskets at our booth. The booth is offered to us free of charge. What you sell your baskets for you get to keep. There is no commission to be paid. You can go online to the [www.quiltcraftsew/oklahoma.htm](http://www.quiltcraftsew/oklahoma.htm) to

find out more information about the show and to print off discount coupons for the vendors. We could use more people to work the show. If you want to put your baskets in the show, let Janet know soon.

[dnjn3227@sbcglobal.net](mailto:dnjn3227@sbcglobal.net)

## ANNUAL Chuck Wagon FESTIVAL

MAY 28 & 29 • 10:00 A.M. – 4:00 P.M.

Presented by DOGWOOD FOUNDATION

## CHUCKWAGON FESTIVAL

The Chuckwagon Festival is May 28th and 29th outdoors at the National Cowboy and Western Heritage Museum. It is from 10-4 both days. Those volunteering need to be there at 9:30. We will be helping children weave on mats. The kids love picking out a few pieces of colored reed from a tub of water and then weaving them into the mat. The kids don't do a whole mat. They just weave a few rows. We can always use more colored reed. Even if you do not come to help with our booth, bring your family out and have a grand time. It is a wonderful family day with a lot of activities.



## Summer Weave-In

June 25th, 2022 9am—4 pm

Annie Oakly Room, National Cowboy and Western Heritage Museum



### Cherokee Swirl

Taught by Mary Lee

7" x 7" x 7"

Intermediate level

Cost: \$20

The basket for the June 25th class is an intermediate level basket called Cherokee Swirl. It is woven in a twill pattern with 7mm FF and 1/4" FO reed and is about 7"X 7" X 7." There will be a handle option for those interested.



Rivercane baskets have been made in the southeast for thousands of years. They are a hallmark craft of the Cherokee people. Several Cherokee basket makers have remarked that their mothers-who, for the most part taught them to weave-did not use names for the many patterns they wove into their baskets. Quoting Rowena Bradley of Western North Carolina, "My mother never had no names or no meaning to her designs. She just made them." Instead, basket makers communicated in terms of the weave itself, for example "over-two-under-two" or "over-five-under-five." Some say pattern names were given in the early 20th century by culture workers and teachers who encouraged basketmaking in the many Indian boarding schools set up to assimilate native peoples to Anglo ways. This pattern has been revised by Mary Lee

and was originally published by Carol Tunicliffe in the 1990s. If you are interested in weaving this basket, please notify Mary Lee at [Leefam77@cox.net](mailto:Leefam77@cox.net) or call and leave a message at 405-329-6253.

### Flower File

Taught by Janet Newman

Two sizes offered

13" x 9" x 8" or 10" x 9" x 8"

Beginner Class

Cost: \$25



Flower File is a beginner basket that anyone can make. The pattern will be very detailed. You will have the choice to make a basket big enough to hold file folders. Or you can make a smaller basket that would look nice on a counter in the kitchen or in the Bathroom holding towels and washcloths.

The basket has a filled bottom with chicken feet that make the inside interesting. The basket is woven mostly with 5/8" F spokes and 3/8" F weavers in the traditional over/under weave. Brown is woven first to represent dirt in a garden. The green is used for grass. The basket has a yellow strip half way up to represent the center of the flowers. The front of the basket tapers to a "V" making for a very stylish basket. The flowers are added last and are very easy to make. You will have a choice of which basket you want to make. The larger basket has more spokes. If you would like to make the Flower File basket at the Summer Weave-In contact Janet Newman at [dnjn3227@sbcglobal.net](mailto:dnjn3227@sbcglobal.net) or leave a message at 405-812-4454. Please state which size you want to make.

## Twining a Base Row & Filler Spokes

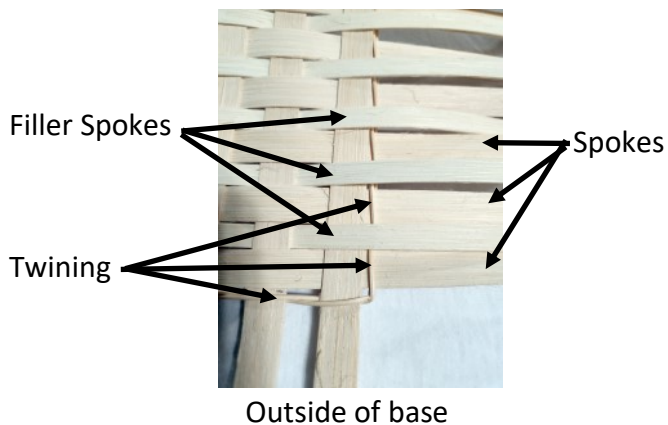


I have never felt too comfortable with twining a base row. I know it is better to have it because it gives a solid line to bend the spokes up for the sides of the basket. It just holds everything in place.

If you study the pictures to the left you will see how holes can be left when you combine a solid bottom with filler spokes and twining. The fillers can fold up inside the

twining. Sometimes the twining can slip over the sides and be loose. With this new way of twining a base row, you can eliminate these problems.

The new base row is done by weaving the base row with fillers, then twining around the base leaving the fillers out of the twining. Once the base row is twined the fillers are folded over the twining. Thus holding the twining in. I got this from a recent pattern but I honestly can not remember whose pattern it was. So sorry to that person. Let me know if you recognize this as your technique. It may only be new to me. I like it though and thought I would share it.



Inside of base

Twine the base without catching the filler spokes. Fold the fillers over and tuck them in. Then the base is finished.

The filler spokes can be made into chicken feet as seen to the right below or they can be folded over and tucked into the third spoke from the end as shown below to the left. These two techniques can be done so the fillers fold to the inside or the outside. Chicken feet can also be tucked into the weaving on the side of the basket.

