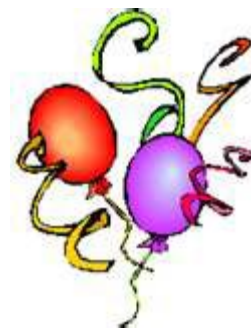


9th Annual Oklahoma

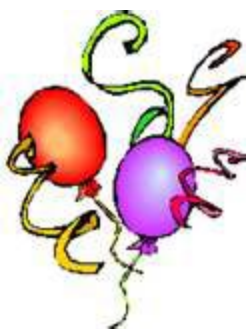


Weavers Weekend

October 24, 25, 26, 2008



Celebrate the
10th year of the
BasketWeavers Guild of Oklahoma



Registration Deadline September 8, 2008
new location

Canyon Camp and Conference Center
near Hinton Oklahoma

Dedicated to the preservation, promotion,
and education of the art of basketry

Celebrate 10: A fun and festive time is promised as the Oklahoma BasketWeavers Guild celebrates it's 10th anniversary on Saturday evening with a cake, Teacher's Market, Trash-to-Treasure Sale, Silent Auction, Raffle, and Scholarship drawing all going on at the same time. Check-in will be in the Camp Dining Hall beginning at 4:00 p.m. on Friday with classes held at the Tabernacle. Weavers will have the opportunity to begin their weekend experience with a Potluck starting at 4:30 p.m. Friday and classes beginning at 5:00 p.m. Saturday and Sunday will start with breakfast at 8:00 a.m. and classes following. Sunday classes will end by 3:00 p.m.

Location: The Ninth Annual Oklahoma Weavers Weekend will be held at the Canyon Camp & Conference Center near Hinton, OK. From Oklahoma City, travel west on I-40 about 37 miles to exit #104. Complete directions will be provided in the class confirmation letter. This large beautiful camp is nestled in a series of 5 canyons with clean sufficient facilities for more than our retreat. The weekend will offer 2, 4, 6, and 8 hour classes for all skill levels.

Basket & Seat Weaving Supplies



Wide Variety Weaving Materials
Hoops & Handles
Tools, Books, & Patterns
Kits, & Beads
much more.....

Irish Waxed Linen Thread

Waxed Linen Necklace Kits & Patterns

Fun Stuff for Fiber Arts & Embellishing!

Cords, Mizuhiki, & Wires

Supplies for coiling & weaving on gourds

Royalwood Ltd.

517-Ok Woodville Rd.
Mansfield, Oh 44907

1-800-526-1630
Fax -888-526-1618

www.RoyalwoodLtd.com

A Big Thanks to the Committee!

Janet Newman...Chairperson

Margaret Smith

Pat Horsey

Mary Sorrells

DeLavon Lyford

Marcia Balleweg

Pauline Asbury


Mary Garnett

Jo Ann Miller


Karen Scott

Judy Cowan





Gratiot Lake Basketry



Retail and Wholesale


Carole Kaeding

Gratiot Lake Basketry
58622 Railroad Street
Kearsarge, MI 49913

Phone 1-906-337-5116
Fax 1-906-337-4260

E-mail - glb@gratiotlakebasketry.com
Web Site - www.gratiotlakebasketry.com

We have a complete line of basketmaking supplies, including Bob Coker's beautifully pounded ash, dyed seagrass and interesting natural materials. We also publish a quarterly newsletter.
Call, fax, e-mail or write today for a free catalog.

featuring 

Redi-Splint Ash
Developed by Bob Coker
Black ash finely prepared and ready to use. Excellent quality, selection of widths and weights 1/64" through 7/8".

Food: Four meals will be provided by the camp staff in the Dining Hall. Meals include Saturday breakfast, lunch, dinner and Sunday breakfast. For an additional \$7.50 you can pre-order Sunday lunch. Everyone is encouraged to bring items for the Friday night potluck and/or snacks for the weekend. The potluck will be serve yourself at your convenience. Plan a container for leftovers. A microwave and refrigerator will be available. We will have a hospitality room set up off the Dining Hall with snacks and drinks. A Weaver's Corner is planned for visiting and finishing those baskets that didn't get finished in class.


Sleeping Arrangements: The camp is making available 7 cabins for our use. The cabins have different arrangements for couples, 2-4 to a room and bunkhouse rooms for up to 8. No upper bunks will be used. No more than 4 people will use a shower or restroom. Cabins will be assigned on a first-come basis and according to the number of roommates wanting to be together. Bring your own bedding, towels, and toiletries. Bring a flashlight for walking between cabins and to the Tabernacle. Make a note on your registration form for special needs and roommates. Remember, Oklahoma nights can be cool in October and classrooms may be cool so bring a lightweight jacket. The camp is not equipped for RVs. There is a Microtel in Hinton which is about 10 miles away.

Vendors this year: Vendors this year are Oklahoma Basket Supply, Bases to Weave, MeMa's Gifts, Laura Lee Zanger, Fabians, and individual teachers will be vending from their teaching areas.

Class Schedule for 2008 Oklahoma Weavers Weekend

FRIDAY, October 24, 2008

Potluck dinner starts at 4:30 p.m. in the Camp Dining Hall

5 p.m. 4 hour classes	6 p.m. 2 hour classes	 Mary Sorrells <i>Basket Weaving Classes</i> <i>Broken Arrow, OK</i> 918-251-6396
#1 Pineapple Wine Basket Laura Lee Zanger	#3 Fun Tastic Broach Rena Vickery	
#2 The Perfect Sink Stool Tom Holtkamp	#4 Small Oklahoma Basket Mary Sorrells	
	#5 Fast Track Pauline Asbury	
	#6 Just for Fun Flowers Brenda Mc Kinnon	

SATURDAY, October 25, 2008

Breakfast at 8:00 a.m.

Lunch at 12:00

Dinner at 5 p.m.

8:30 a.m. 8 hour classes	8:30 a.m. 6 hour classes	8:30 a.m. 4 hour classes	1:00 p.m. 4 hour classes	7:00 p.m. 2 hour classes
#7 Cheochee Laura Lee Zanger	#11 Emily's Tulip Basket Marty Bartlett	#14 Spice Debbie Hurd	#19 Lady's Basket Candace Katz	#24 Twisted Rag Trivet Marty Bartlett
#8 12" Nuntucket Linda Fabian	#12 Suess's Purple Cat Lee Rose	#15 Elbow Basket Mary Sorrells	#20 Basket of Hope Pauline Asbury	#25 Christmas Stocking Ornament Rena Vickery
#9 Seven Step Stool Tom Holtkamp	#13 Owen's Domed Trinket Karen Hobbs	#16 Plaid Muffin Basket Shirley Hill	#21 Country Pitcher Jackie Thomas	#26 Leather Handles Brenda McKinnon
#10 Merging Coil Rena Vickery		#17 Cathead Basket w/Braid Brenda McKinnon	#22 Duel Debbie Hurd	#27 Ok State Coin Mary Sorrells
		#18 Small Picnic/Market Billy Owens	#23 Large Shopper Billy Owens	#28 Christmas Stamps Laura Lee Zanger
				#29 Chinese Bracelet Karen Scott

SUNDAY, October 26, 2008

Breakfast at 8:00 a.m.



Special Ordered pre-paid lunch 12:00

8:30 a.m. 6 hour classes	8:30 a.m. 4 hour classes	<div> Saturday Night Celebrate 10 Ten years of the BasketWeavers Guild of Oklahoma Anniversary Cake Fourth Annual Del Garnett Scholarship Silent Auction Raffle Door Prizes Teacher's Market Trash to Treasure </div>  
#30 Woven Bottom Plaid Purse Shirley Hill	#36 Top of the Morning Pauline Asbury	
#31 Cherry Swirl Linda Fabian	#37 Mom's Favorite Tote Marty Bartlett	
#32 Perfect Bathroom Stool Tom Holtkamp	#38 Large Apple Billy Owens	
#33 Christmas Tree Bread Basket Laura Lee Zanger	#39 Quilting/Sewing Basket Rena Vickery	
#34 Elusive Candace Katz	#40 Iron Egg Karen Hobbs	
#35 Little Moses Debbie Hurd		




Hospitality-Weaver's Corner
visiting, finishing baskets, snacks, drinks

Visit the vendors, buy kits, get your supplies for the year! This is your best opportunity.

Friday Night: 5 p.m. 4 hour classes

	<p>Class #1 Pineapple Wine Basket Laura Lee Zanger</p> <p>Friday: 5 p.m. 4 Hour Class Skill: Intermediate Cost of class: \$70 Kit \$50</p>	<p>This wine basket is made with a basic twined round base. The sides are made with row by row over and under weaving and topped with more twining. Golden yellow curls accent the pineapple effect. The pineapple is a symbol of welcome. It will hold both a small or large bottle of wine or champagne and makes a lovely hostess gift. Golden yellow raffia and a welcome sign are included.</p> <p>Size: 6" diameter x 15" high Color: Green & yellow Tools: Spoke weight and small packing tool</p>
	<p>Class #2 The Perfect Sink Stool Tom Holtkamp</p> <p>Friday: 5 p.m. 4 Hour Class Skill: All Levels Cost of class: \$60 Kit not provided but can be ordered at the retreat for \$50</p>	<p>The perfect sink stool for children who aren't quite tall enough to reach the sink. It is woven in 1/2" flat and flat oval reed. It is a traditional herringbone pattern. It is traditional spilt or split weaving. It is easy and the results are fantastic.</p> <p>Size: 13" long x 11" wide x 11" high Color: No selection Tools: No special tools</p>

Friday Night: 6 p.m. 2 hour classes

	<p>Class #3 Fun Tastic Broach Rena Vickery</p> <p>Friday: 6 p.m. 2 Hour Class Skill: All Levels Cost of class: \$20 No kit</p>	<p>Wearable art with a gourd base. The base of this broach is a cut, polished and finished gourd shard. Accent with assorted colored fibers, beads, wires and materials. You can choose the art of "couched" colored pine needles or pyrographic art work on your gourd piece. You will have enough materials for two uniquely designed broaches.</p> <p>Size: 3" x 4" approximate Colors: Varies Tools: Small needle nose pliers and tweezers</p>
	<p>Class #4 Small Oklahoma Basket Mary Sorrells</p> <p>Friday: 6 p.m. 2 Hour Class Skill: Beginner Cost of class: \$13 Kit: \$13</p>	<p>This small basket is made in the shape of the state of Oklahoma on a drilled wooden base. There is a small flag attached.</p> <p>Size: 5 1/2" long x 3" wide x 2 1/2" high Colors: OK state colors are green and white Tools: No special tools</p>
	<p>Class #5 Fast Track Pauline Asbury</p> <p>Friday: 6 p.m. 2 Hour Class Skill: all Levels Cost of class: \$15 Kits \$12.50</p>	<p>A fast twill weave using sea grass and flat oval reed simultaneously, finish with a matchstick rim. Three different variegated reed to choose from. Pictured are Blue/Mauve/Seafoam, and Green/Gold/Wine, also Blue/Red/Butternut will be offered.</p> <p>Size: 5" diameter x 4" high Color: Varied see above Tools: No special tools</p>
	<p>Class #6 Just for Fun Flowers Brenda McKinnon</p> <p>Friday: 6 p.m. 2 Hour Class Skill: All Levels Cost of class: \$8 No kit</p>	<p>Make Daisy-like flowers and knot flowers just for fun, attach to baskets or make into pins or earrings. Will have pin backs and earring studs (pierced only)</p> <p>Size: Flowers vary in size Colors: Choice of colors Tools: No special tools</p>

Basket Weaving Materials

Chair Seating Supplies

Suzanne Moore's
N.C. Basket Works


Suzanne Moore

130 Main St.
P.O. Box 744
Vass, NC 28394

Phone: 910-245-3049
Fax: 910-245-3243
E-Mail: suzanne@ncbasketworks.com
www.ncbasketworks.com

Fourth Annual Del Garnett Scholarship

A drawing will be held Saturday night to reimburse the registration of one lucky person.



Bases To Weave

P.O. Box 434
Garfield, AR 72732

Web site: btw.infostatiz.com

Candace Katz

479-751-8374

candace@infostatiz.com

Debbie Hurd

479-656-3546

debbie@infostatiz.com

Saturday Morning: 8:30 a.m. 8 hour classes



Class #7
Cheochee
Laura Lee Zanger

Saturday Morning: 8:30 a.m.
8 Hour Class
Skill: Intermediate
Cost of class: \$90 Kit: \$65

This basket is woven with the richness of forest colors and the 1-3-5 twill designs of the Chief's Daughter and Man-in-the-Coffin. The base layout will be simplified by starting in a corner. Students will have the opportunity to learn to weave the first three rows simultaneously if they choose. The handle/rim combination is woven in one continuous motion.

Size: Base 6 1/2" x 9 1/2", oval rims 10" x 16", 8.5" high
Color: Spaced-dyed in shades of green, brown, & tan
Tools: Mini clips, spoke weight, small packing tool



Class # 8
12" Nantucket
Linda Fabian

Saturday Morning: 8:30 a.m.
8 Hour Class
Skill: Intermediate
Cost of class: \$70 No kit

Woven on a class mold, this 12" Nantucket style basket has a solid cherry turned base. Staves will be preformed for class.

Size: 12" diameter x 2 1/2" high
Color: Natural
Tools: Small packing tool



Class # 9
Seven Step Stool
Tom Holtkamp

Saturday Morning: 8:30 a.m.
8 Hour Class
Skill: All Levels
Cost of class: \$75 Kits not provided
but can be ordered at the retreat for \$65

A seven step bench! This is the perfect bench for anywhere you need to sit and relax. The shelf below is perfect for newspapers or magazines. This is a traditional seven-step caning and is the pattern everyone means when they say "caning". It is woven using narrow binder cane.

Size: 16" long x 18" wide x 19.5" high
Colors: No choice of color
Tools: No special tools



Class # 10
Merging Coiled Pine Needle
Rena Vickery

Saturday Morning: 8:30 a.m.
8 Hour Class
Skill: Beginner
Cost of class: \$18 No kit

This basket merges reed weaving with pine needle coiling. Students will weave the basket center from natural round reed. Coiling with natural pine needles will swirl around the reed center. Next, coiling with dark brown pine needles will twine around a deer antler. Accented with a turquoise stone and feathers.

Size: Approximately 12" x 12"
Color: Natural and dark brown
Tools: No special tools

Request your **FREE** catalog of basket making supplies today!



GH Productions Inc.
The Basket Maker's Catalog
521 E. Walnut St.
Scottsville, KY 42164

Call Toll FREE 1-800-447-7008

Shop Online:
www.basketmakerscatalog.com

McMa's Gifts Etc
Gifts By Brenda



BRENDA McKINNON
817 571-0753
2020 Schumac Lane
Bedford, Texas 76022

weavemealone@aol.com
www.weavemealone.com

Massages

Carolyn Shafer will once again offer chair massages. Take a break from class and have a massage!


OKLAHOMA BASKET WEAVERS~

Thank you for keeping the traditions of Oklahoma Basket Weaving alive!

www.basketweaving.com

V. I. Reed & Cane, Inc.
Your neighbor in Arkansas

8522 Lakeview Bay Rd.
Rogers AR 72756
1-800-852-0025



Always Superior Supplies for Superior Baskets.

Your order arrives practically overnight!

Saturday Morning: 8:30 a.m. 6 hour classes



Class #11
Emily's Tulip Basket
Marty Bartlett

Saturday Morning : 8:30 a.m.
6 Hour Class
Skill: Intermediate
Cost of class: \$46 Kit: \$44

A good sized oval basket woven using a wooden base. Graduated sides are finished with a woven border. Vining flowers are added for a festive look.

Size: 10" long x 6" wide x 7" high w/o handle
Colors: Various
Tools: No special tools



Class #12
Suess's Purple Cat
Lee Rose

Sat. Morning : 8:30 a.m.
6 Hour Class
Skill: Not for beginners
Cost of class: \$ 45 Kit: \$ 40



A delightful 4-block twill, cat's head basket (that doesn't have to be purple).....please indicate choice of color.

Size: 12" diameter at widest point x 5" high
Color: Smoked, purple, or black
Tools: Spoke weight



Class # 13
Owen's Domed Trinket
Karen Hobbs

Saturday Morning: 8:30 a.m.
6 Hour Class
Skill: All Levels
Cost of class: \$48 Kit \$37

This trinket box will start with a hand thrown pottery piece. Pine needles will be applied with waxed linen or artificial sinew as the binder. Students will learn wheat, fern and single stitches. Beads will be added and a glass knob.

Size: 8" diameter x 5" high
Colors: Varies with glazes
Tools: Small scissors

Tools to Bring:

Unless otherwise noted, plan to bring standard weaving tools, a container for water and a spray bottle.



**Door prize drawings
all day Saturday.**

Saturday Morning: 8:30 a.m. 4 hour classes

	<p>Class # 14 Spice Debbie Hurd</p> <p>Saturday Morning: 8:30 a.m. 4 Hour Class Skill: Intermediate Cost of class: \$45 Kit: \$32</p>	<p>Lots of Color! Space-dyed reed is used in different sizes to create this basket. Woven on a round wood base. Techniques include: chase weaving, double triple twining, color overlays, cross-stitch and double lashing.</p> <p>Size: 8" wide x 7" high without handle Color: Choice of space-dyed reed will be available Tools: No special tools</p>
	<p>Class # 15 Elbow Basket Mary Sorrells</p> <p>Saturday Morning: 8:30 a.m. 4 Hour Class Skill: Intermediate Cost of class: \$20 Kit \$15</p>	<p>This is a small basket in the style of the Choctaw elbow basket.</p> <p>Size: 8" wide x 2 1/2" thick x 7" high (with handle 10") Color: Several colors to choose from Tools: No special tools</p>
	<p>Class # 16 Woven Bottom Plaid Muffin Basket Shirley Hill</p> <p>Saturday: 8:30 a.m. 4 Hour Class Skill: All Levels Cost of class: \$20. No kit</p>	<p>A solid woven bottom basket base with distinctive plaid design which alternates from side to side.</p> <p>Size: 10" long x 10" wide x 7" high Color: Natural or smoked with navy, wine, or teal Tools: No special tools</p>
	<p>Class # 17 Cathead Basket w/Braid Brenda McKinnon</p> <p>Saturday Morning: 8:30 a.m. 4 Hour Class Skill: All Levels Cost of class: \$25 Kit: \$20</p>	<p>Cathead Basket with braid finish inside and out. Cathead weaving made easier with chase weaving. Tip on achieving sharper cathead given.</p> <p>Size: 8.5" diameter x 7.5" high Color: Several colors to choose from Tools: No special tools</p>
	<p>Class # 18 Small Picnic/Market Billy Owens</p> <p>Saturday Morning: 8:30 a.m. 4 Hour Class Skill: All Levels Cost of class: \$65 Kit: \$35</p>	<p>This medium market style basket will have a "herringbone" woven oak bottom, solid oak handle and I will teach the "Owens" method of lashing. I will share all things concerning White oak from how to select the best tree to how the material is prepared using a home made tool called a "split knife".</p> <p>Size: 15" long x 8.5" wide x 9" long Color: Natural white oak Tools: No special tools</p>



#1



#2



#3



#4



#5



#6



#7



#8



#9



#10



#11



#12



#13




#14



#15



#16



#17



#18



#19

Celebrate
10 years of the
BasketWeavers Guild
on Saturday night!

#20





#21



#22



#23



#24



#25



#26



#27



#28



#29



#30



#31



#32



#34



#35



#33



#40



#36



#37







#38



#39

Buy raffle tickets and win prizes.

Saturday Afternoon: 1 p.m. 4 hour classes

	<p>Class # 19 Lady's Basket Candace Katz</p> <p>Saturday Afternoon: 1 p.m. 4 Hour Class Skill: Intermediate Cost of class: \$25 Kit: \$14</p>	<p>This great little basket is created using a 1-2-3 twill design with natural weavers over dyed spokes. The finish is a braided border which holds a small ash handle in place.</p> <p>Size: 4" long x 2" wide x 2.75" high Color: Rust, blue, black, wine Tools: No special tools</p>
	<p>Class # 20 Basket of Hope Pauline Asbury</p> <p>Saturday Afternoon: 1 p.m. 4 Hour Class Skill: All Levels Cost of class: \$45 No kit</p>	 <p>This sturdy tray stresses making your own handles with flat oval reed, start/stop weave, split spokes, twill weave, and highlighting your natural wood base.</p> <p>Size: 16" long x 13" wide x 4" high, 6" with handles Color: Natural Tools: No special tools</p>
	<p>Class # 21 Country Pitcher Jackie Thomas</p> <p>Saturday Afternoon: 1 p.m. 4 Hour Class Skill: Beginner/Intermediate Cost of class: \$35 Kit: \$25</p>	<p>This uniquely shaped basket starts with a twined base. With start/stop weaving, the emphasis will be on shape control. The pitcher is large enough for a mason jar to be placed inside to hold fresh flowers, if desired.</p> <p>Size: 5" diameter x 10" width x 12" high including handle Color: Color choices will be available Tools: Basic weaving supplies</p>
	<p>Class #22 Duel Debbie Hurd</p> <p>Saturday Afternoon: 1 p.m. 4 Hour Class Skill: Intermediate Cost of class: \$46 Kit: \$32</p>	<p>Woven on wooden oval base, this basket stands out with it's color contrast and different techniques. Students will triple twine, double triple twine, triple twine arrow, continuous weave, French Randing and add color overlays. A black wrought iron handle finishes it off nicely.</p> <p>Size: 12" long x 8" wide x 7" high without handle Color: Black and Natural only Tools: No special tools</p>
	<p>Class # 23 Large Shopper Billy Owens</p> <p>Saturday Afternoon: 1 p.m. 4 Hour Class Skill: All Levels Cost of class: \$65 Kit: \$35</p>	<p>This large tote style basket will have a "herringbone" woven oak bottom, large oval top, solid oak handle. I will teach the "Owens" method of lashing. I will share all things concerning White Oak from how to select the best tree to how the material is prepared using a home made tool called a "split knife".</p> <p>Size: 12" long x 6" wide x 9" high Color: Natural White Oak Tools: No special tools</p>

Saturday Evening: 7 p.m. 2 hour classes



Class # 24
Twisted Rag Trivet
Marty Bartlett

Saturday Evening: 7 p.m.
2 Hour Class
Skill: All Levels
Cost of class: \$18 Kit: \$18

Make a 9" square trivet to set that hot casserole on. You will learn how to twine a rag rug. You will get directions on making your own loom for placemats or rugs. A great use for scrap fabric.

Size: 9" square
Color: Varies
Tools: Scissors



Class # 25
Christmas Stocking Ornament
Rena Vickery

Saturday Evening: 7 p.m.
2 Hour Class
Skill: Beginner
Cost of class: \$18 No kit

This darling little flat reed Christmas stocking will look so cute on your Christmas tree or decorating a wreath. The stocking will be adorned with a reed box attaching a piece of holly. The stocking is hung with satin ribbon. Each student will make two stockings. They make great package decorations.

Size: 7" tall x 5" at toe
Color: Natural with color trim added
Tools: No special tools



Class # 26
Leather Handles
Brenda McKinnon

Saturday Evening: 7 p.m.
2 Hour Class
Skill: All Levels
Cost of class: \$20 No kit

Learn to braid your own leather handles... from cowhide to handles. You will make a pair of 20" handles in class.

Size: 20" Length
Colors: Choice of light or dark leather
Tools: No special tools



Class # 27
Oklahoma State Coin Basket
Mary Sorrells

Sat. Evening: 7 p.m.
2 Hour Class
Skill: Beginner
Cost of class: \$16 Kit: \$12

This round basket is made on a slotted wooden base that has been drilled in the center to add an Oklahoma State quarter. It is a continuously woven basket with spaced-dyed reed.

Size: 5 1/4" wide x 3 1/2" high
Color: Several colors to choose from
Tools: No special tools



Class # 28
Christmas Stamps
Laura Lee Zanger

Saturday Evening: 7 p.m.
2 Hour Class
Skill: All Levels
Cost of class: \$40 Kit: \$30

These Christmas Stamps are small twill mats with the designs of an ornament and a Christmas tree. They are very small being made with 1/8" ash. The sides are cut with pinking shears or a rotary cutter to give the look of a postage stamp. They can be used on a Christmas tree or a gift.

Size: 2" x 2"
Color: Red and green
Tools: Small packing tool and squirt bottle



Class # 29
Chinese Bracelet
Karen Scott

Saturday Evening: 7 p.m.
2 Hour Class
Skill: Intermediate and up
Cost of class: \$40 No kit

This beautiful European style bracelet is made from rich imported willow ribbon with the rarely taught Chinese Knot.

Size: Fits the wrist x 1 1/4" wide
Color: No color choices
Tools: Side cutters and awl

Sunday Morning: 8:30 a.m. 6 hour classes

	<p>Class # 30 Woven Bottom Plaid Purse Shirley Hill</p> <p>Sunday Morning: 8:30 a.m. 6 Hour Class Skill: All Levels Cost of class: \$30 No kit</p>	<p>This solid woven bottom basket has a distinctive plaid design on two sides. Colors chosen dictate a dramatic or subtle design. Handle is made from shaker tape and is incorporated in the inside weaving to avoid disrupting the design.</p> <p>Size: 8" long x 3" wide x 8" high Colors: Natural or smoked with navy, wine or teal Tools: No special tools</p>
	<p>Class # 31 Cherry Swirl Linda Fabian</p> <p>Sunday Morning: 8:30 a.m. 6 Hour Class Skill: All Levels Cost of class: \$50 Kit: \$35. w/o mold</p>	<p>This basket has cherry staves woven in a twill design. Top it off with a solid cherry rim and lid. All wooden parts will be pre-finished for class.</p> <p>Size: 6" wide x 6" high Color: Cherry rim and lid Tools: No special tools</p>
	<p>Class # 32 Perfect Bathroom Stool Tom Holtkamp</p> <p>Sunday Morning: 8:30 a.m. 6 Hour Class Skill: All Levels Cost of class: \$75 Kits not provided but, can be ordered at the retreat for \$65</p>	<p>Do you need a really good bathroom stool? This saddle stool is the perfect height and the prepared natural 6mm rush used for weaving loves dampness. This is the traditional rush pattern which can be used on any chair, stool or rocker that has rung construction. It is finished in natural oak.</p> <p>Size: 16" long x 12" wide x 18" high Color: Natural Tools: No special tools</p>
	<p>Class # 33 Christmas Tree Bread Basket Laura Lee Zanger</p>  <p>Sunday Morning: 8:30 a.m. 6 Hour Class Skill: Intermediate Cost of class: \$70 Kit: \$50</p>	<p>The Christmas Tree Bread Basket begins by weaving a Christmas tree into the base and then it develops into a cathead. The sides are woven in a 2/2 twill chase weave with flat oval reed that gives the illusion of candy cane spirals. The student will learn how to make the unique twill base, how to combine multiple twill techniques, chase weave, make a cathead and shaping.</p> <p>Size: 11" long x 8" wide x 3" high Color: Red, green, and natural Tools: Spoke weight, mini clips, & small packing tool</p>
	<p>Class # 34 Elusive Candace Katz</p> <p>Sunday Morning: 8:30 a.m. 6 Hour Class Skill: Intermediate Cost of class: \$55 Kit: \$42</p>	<p>Start with a slotted round base and weave 1-2-3 twill with space-dyed reed. Finish with several rows of 4-rod wale using 2 pieces of round reed as one weaver. Finish with a closed notched handle and lash with 3 mm reed.</p> <p>Size: 8" diameter x 7" high without handle Color: Some color choices will be available. Tools: No special tools</p>
	<p>Class # 35 Little Moses Debbie Hurd</p> <p>Sunday Morning: 8:30 a.m. 6 Hour Class Skill: Intermediate/Advanced Cost of class: \$48 Kit: \$28</p>	<p>This basket is full of techniques and pattern changes. Students will learn 2/1 twill, 2 variations of 5-rod wale, stacking sections to create a scalloped top and finish with a saw-tooth rim.</p> <p>Size: 11" long x 6" wide x 9" high Color: Choice of colors will be available Tools: No special tools</p>

Sunday Morning: 8:30 a.m. 4 hour classes

	<p>Class # 36 Top of the Morning Pauline Asbury</p> <p>Sunday Morning: 8:30 a.m. 4 Hour Class Skill: All Levels Cost of class: \$42.50 Kit \$35</p>	<p>Woven on a slotted wooden base for a flat foundation. This basket uses triple twining, twining with sea grass, smoked Cherokee Wheel embellishment, lid lip, and lid creation.</p> <p>Size: Diameter 10" x 7" high without lid, 9" with lid Color: No color choices Tools: No special tools</p>
	<p>Class # 37 Mom's Favorite Tote Marty Bartlett</p> <p>Sunday Morning: 8:30 a.m. 4 Hour Class Skill: All Levels Cost of class: \$40 Kit \$38</p>	<p>A great sized tote for carrying all those goodies you need for the day. Various liners will be available as well as some color if you choose to use it.</p> <p>Size: 8" long x 6" wide x 9" high Color: Varies Tools: No special tools</p>
	<p>Class # 38 Large Apple Billy Owens</p> <p>Sunday Morning: 8:30 a.m. 4 Hour Class Skill: All Levels Cost of class: \$65 Kit: \$35.</p>	<p>This large round garden style basket will have a "working" woven oak bottom, solid oak handle and I will teach the "Owens" method of lashing. I will share all things concerning White oak from how to select the best tree to how the material is prepared using a home made tool called a "split knife".</p> <p>Size: 14" diameter x 9" high Color: Natural white oak Tools: No special tools</p>
	<p>Class # 39 Quilting/Sewing Basket Rena Vickery</p> <p>Sunday Morning: 8:30 a.m. 4 Hour Class Skill: All Levels Cost of class: \$35 No kit</p>	<p>This sewing basket is perfect for those quilting or sewing get-to-gathers. It is woven with flat reed with colored oak or braided seagrass in the middle. The oak handle is drilled for a dowel so you can attach a spool of thread, ribbon, or yarn. Also, makes a great basket for gift wrapping paper and ribbon. Woodburning on sides of handle if desired.</p> <p>Size: 12" long x 10" wide x 7" high without handle Color: Varies Tools: No special tools</p>
	<p>Class # 40 Iron Egg Karen Hobbs</p> <p>Sun. Morning: 8:30 a.m. 4 Hour Class Skill: All Levels Cost of class: \$32 Kit: \$28</p>	 <p>This basket starts with a wrought iron "J" hook. The body of the basket is formed with ribs and two god's eyes. Students will have a variety of colors to choose from for forming the god's eye.</p> <p>Size: 4" long x 4" wide x 9" high Color: Blue, red, green Tools: Sharp awl, scissors</p>

All classes on Sunday end by 3:00 p.m. Lunch on Sunday is by special pre-order only at a cost of \$7.50 each (see order form). Happy Weaving!

REGISTRATION DEADLINE SEPTEMBER 8, 2008

NOTE—REGISTRATION DOES NOT INCLUDE CLASS FEES

Please return one registration form for each participant, along with a **SELF-ADDRESSED, STAMPED** business-size envelope. Be sure to include a check for the total amount due for **registration only**. Couples may combine registration checks and send only one envelope.

Do not send money for class fees or basket kits until you have received your registration and class confirmations. Confirmations will be mailed about September 15, 2008.

When you receive your class confirmation, you will also receive an order form to obtain kits from any instructor who is on the "Kits Available Form". Kits will be available for pick-up from instructors between classes. (Please not during class.)

All cancellations must be in writing to Janet Newman. There will be a \$25.00 processing fee subtracted from all refunds. No refund will be offered after October 1, 2008.

Make registration checks payable to:
BasketWeavers Guild of Oklahoma

Mail to:
BWGOK
Janet Newman
3401 Eagle Lane
Bethany, OK 73008

REGISTRATION INFORMATION

Fill out the Registration Form on the following page with the class number and name. List the classes you want in priority order within each time block. Please put 3 choices for each slot. Putting only one choice will leave you without a class should that class not make or is full.

Registration fee for the 9th Annual Oklahoma Weavers Weekend is \$80.00 for BWGOK members. For non-guild members, the fee is \$95.00 which includes guild membership and newsletters for the following year. Saturday only with three meals is \$40.00. Sunday only with breakfast is \$20.00. Please understand that we are charged per person for use of the conference center and for meals. Sunday lunch is **special pre-order only** for \$7.50.

Full registration fee includes:

- Two nights lodging at the camp ground
- Four meals, (Saturday breakfast, lunch and dinner, Sunday breakfast) Sunday lunch is an extra \$7.50. Be sure to mark on the registration form if you want Sunday lunch and add to registration fee.
- A wide variety of classes to choose from for all skill levels
- A Registration Goodie Bag, Door prizes, Silent Auction, Raffle, Trash-to-Treasure Sale, Teacher's Market, Vendors

Direct all questions to Janet Newman,
405-789-4540 or dnjn3227@sbcglobal.net.

Trash-To-Treasure Sale

A garage sale for weaving items. Bring all those unwanted weaving and craft items taking up space and make money to buy more. Everyone is encouraged to bring items. You will be responsible for your own set-up and selling of your items. You keep the money. Tables will be provided. Contact Mary Sorrells at 918-251-6396 or marysorrells@cox.net if you have questions.



331946 E. Hwy 66
P.O. Box 647
Wellston, OK 74881
Phone 405-356-2224
email: info@oklahomabasketsupply.com

Quality Basketry Supplies
Basket Weaving Classes

Open Friday 10:00 am to 5:00 pm,
Saturday 10:00 pm to 5:00 pm
and by appointment.

Class schedule and catalog at
www.oklahomabasketsupply.com
Orders gladly taken by phone or email.



Located on historic Rt. 66, just west of Hwy 102



BasketWeavers Guild of Oklahoma - Weavers Weekend 2008 Registration Form

Name: _____ Phone with area code: _____

Address: _____ City: _____

State: _____ Zip: _____ E-Mail: _____

Please list any special needs: _____

List Roommates: _____

Circle your choice for attending the retreat:

Full Registration \$80 /\$95	Saturday Only Classes with Meals \$40	Sunday Only Class with breakfast \$20
---------------------------------	--	--

Is this your first time to attend Weavers Weekend? _____ Would you like to donate to the Raffle/Door Prizes? _____

Indicate your class choices: 1st, 2nd, & 3rd. Leaving out a 2nd, & 3rd choice does not guarantee you a class.

Friday PM	Class #	Class Time	Number of Hours	Name of Basket Class	Instructor	Cost
1						
2						
3						
Saturday Morning						
1						
2						
3						
Saturday Afternoon						
1						
2						
3						
Saturday Evening						
1						
2						
3						
Sunday Morning						
1						
2						
3						

To reserve your place at the 9th Annual Weavers Weekend, **send a check or money order** for one of the following:

Guild Members \$80.00

Non-Member \$95.00 (includes one year membership)

Saturday only with 3 meals \$40.00

Sunday only with Breakfast \$20.00

Extra People/Spouses \$65. (2 nights + 4 meals, no classes)

Extra People/Spouses not spending the night \$10 per meal

Sunday Lunch is extra for everyone and can be pre-ordered for \$7.50 x _____how many = _____

Mark if ordering Sunday Lunch and add to registration fee.

Do not send class or kit money at this time.

INCLUDE A SELF-ADDRESSED STAMPED BUSINESS ENVELOPE. This is so your class confirmations and kit order form can be sent to you. Instructors taking classes must fill out the registration form with class choices and mail to Janet Newman. Direct questions to Janet Newman 405-789-4540, dnjn3227@sbcglobal.net

Registration Deadline is September 8, 2008

Make registration checks or money orders payable to:

BasketWeavers Guild of Oklahoma and mail to:

**Janet Newman
3401 Eagle Lane
Bethany, OK 73008**

BasketWeavers Guild of Oklahoma
c/o Janet Newman
3401 Eagle Lane
Bethany, Ok 73008

Sponsored by
BasketWeavers Guild of Oklahoma
new location this year
Canyon Camp and Conference Center
near Hinton, Oklahoma

The catalog can be found on the web at:
<http://www.okbasketweaversguild.com>