



Classic

3/4" (18mm) thick MFC board, with melamine laminate on both sides, and PVC banding of matching color on all edges.



Pale Pine



Dark wood



Bianca wood



Deluxe

3/4" (18mm) inch thick MFC board, with melamine laminate on both sides, and PVC banding of matching color on all edges.

5 piece shaker door with 3" stiles and rails, and 3/8" panel. (2" rails are applied for insufficient height drawer fronts)
MDF cored, water based PU paint of matt finish on both sides.




White Shaker




Walnut



Rustic Oak
4-8 Weeks
(Non-stock in Vancouver)





Delight

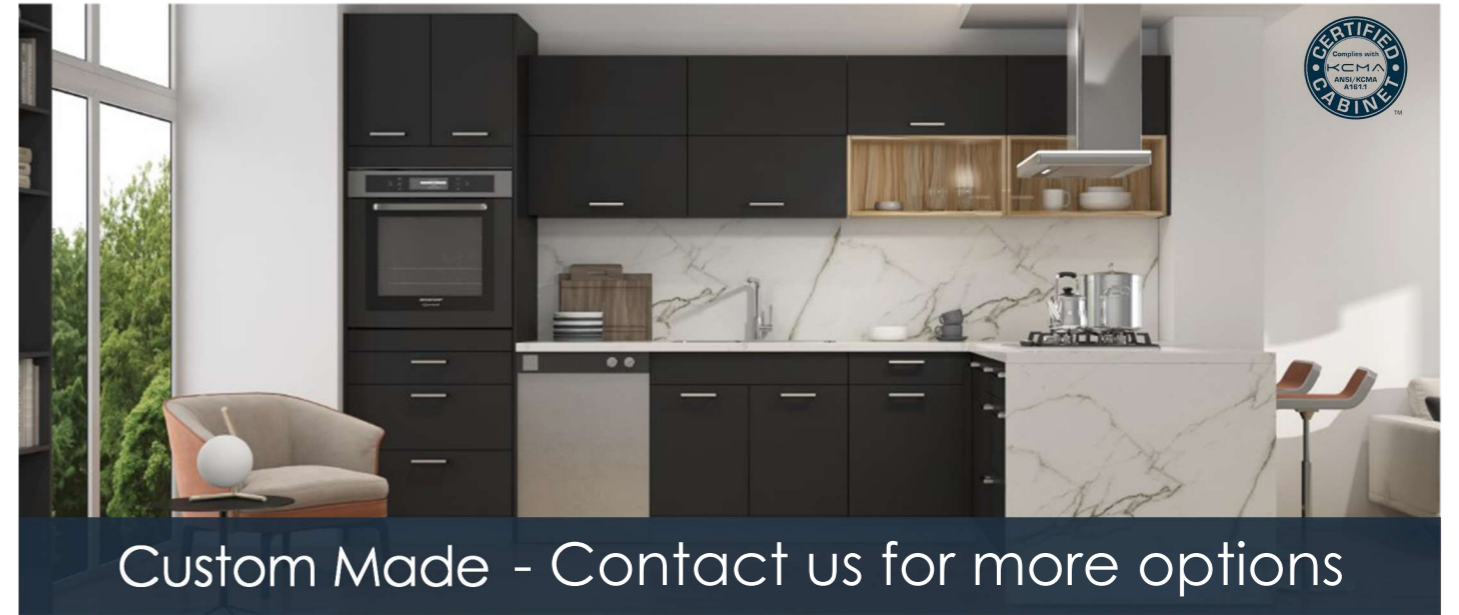
3/4" (19mm) thick MDF board, with PET laminate on the exterior and melamine laminate on the interior, ABS banding of matching color on all edges.




Glossy Grey




Glossy White



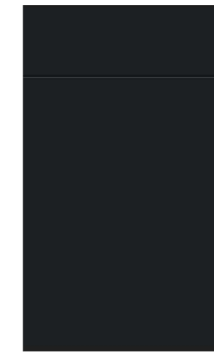
Custom Made - Contact us for more options



Matte White



Matte Grey



Matte Black



Fabric Grey



Ebony UV



Concrete



Brown Oak



Custom Color

Project



2022 Richmond
Dark Wood

2022 Richmond
Dark Wood

2021 Richmond
Glossy Grey & Glossy White

2022 Coquitlam
Glossy White & Walnut



2022 Coquitlam
Glossy White & Walnut



2021 Richmond
Glossy White & Rustic Oak



2021 Burnaby
White Shaker



2019 Surrey
Dark Wood & Glossy White




2021 Vancouver
Pale Pine



2021 Coquitlam
Glossy White

Project



2021 Coquitlam
Glossy White

2022 Richmond
Pale Pine & Glossy White

2021 Langley
Pale Pine



2020 North Vancouver
White Shaker



2022 Richmond
Pale Pine




2019 Surrey
Dark Wood & Glossy White



2023 Vancouver
Glossy White



2021 Richmond
White Shaker



2020 Langley
Rustic Oak

Material Facts

Side Panel, Shelving, and Bottom Panel

3/4" (18mm) plywood board with creamy white color melamine laminate on both sides and PVC edge banding of matching color.

Drawer Panel

Drawer bottom & back panel apply 5/8" (16mm) plywood board, with creamy white color melamine laminate on both sides and PVC edge banding of matching color.

Back Panel

Top & bottom rail of 3/4"(18mm) plywood, 1/4"(6mm) MDF cored .

Drawer Hardware

Full-extension soft-close drawer glides of 500mm glide length.

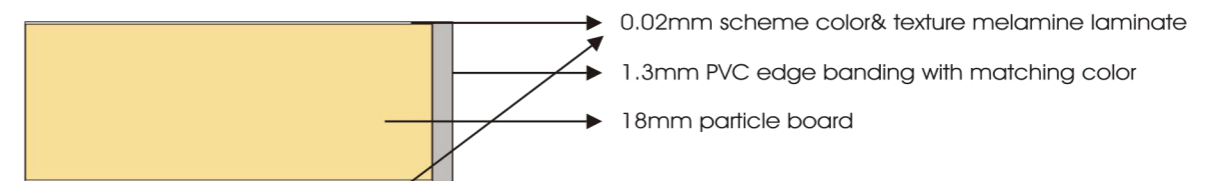
Hinge Hardware

Adjustable 110° degree opening soft close*hinges, easy to install.

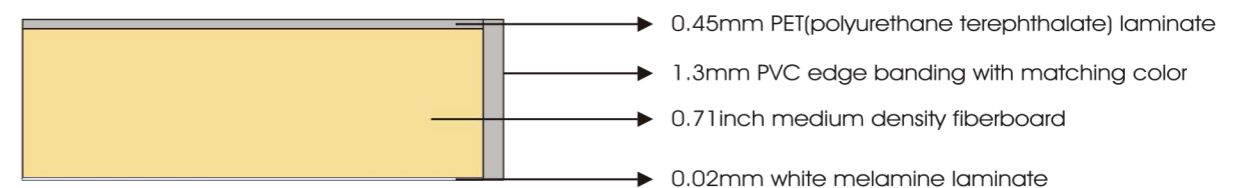
Adjustable Leg

Adjustable leg height ranges from 4 1/2" to 5 1/2". suitable for aluminum alloy toe-kick and matching door panel toe-kick.

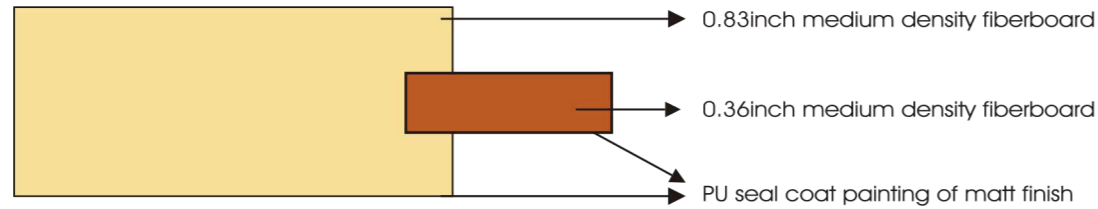
*Not applicable to non-standard hinges



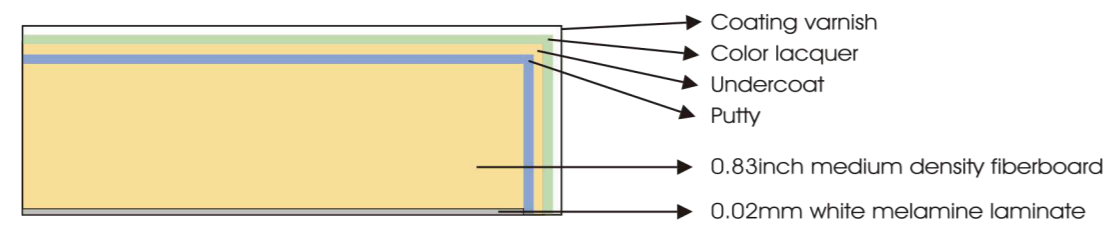
Product Specification — Classic Series & Deluxe Series Doors	
Core material	EPA title VI compliant particle board
Coating finish	0.02mm melamine laminate
Back finish	
Edge banding	1.3mm PVC edge banding with matching color & texture
Features	Environment friendly material Significant cost advantage. Vivid wood texture & color. Never fading, no color difference between any doors.



Product Specification — PET doors (GW, GA, GG)	
Core material	EPA title VI compliant medium density fiberboard
Coating finish	0.45mm PET (polyurethane terephthalate) laminate
Back finish	0.02mm white melamine laminate
Edge banding	1.3mm PVC edge banding with matching color
Features	Moisture resistance, acid and alkali tolerance. High glossy & vivid color finish. Easy to clean Antibacterial, safe for direct food contact. Never fading, no color difference between any doors.



Product Specification — Shaker Doors (WSK, GSK, BSK)	
Door Frame	EPA title VI compliant medium density fiberboard
Door Center	EPA title VI compliant medium density fiberboard
Connecting Structure	Stiles and rails connected with tenon and dowels
Coating Finish	PU (polyurethane) seal coat painting, matte finish
Features	Historically popular door style. Suitable for contemporary, transitional interior design. Seal coat painting brings durable quality. Better bending resistance results from the stability of MDF physical properties

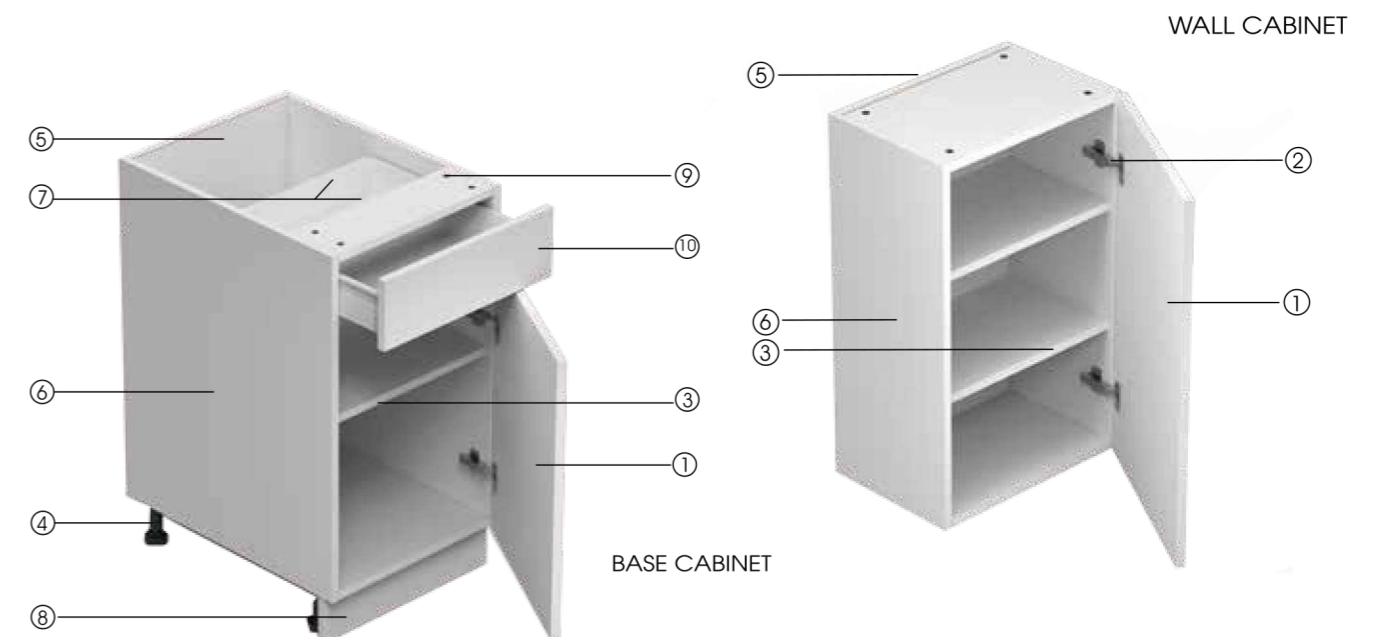


Product Specification — Luxury Doors (Lacquer Finish)	
Core material	EPA title VI compliant medium density fiberboard
Coating finish	0.15mm of lacquer finish
Back finish	0.02mm white melamine laminate
Features	4 layers of lacquer finish with 22 processes of manufacture. High glossy lacquer finish, free from edge bandings. Unique J shaped handle design. Easy to clean & maintain

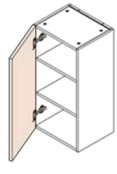
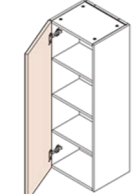
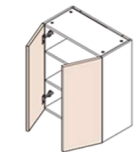
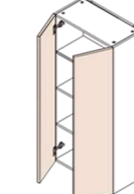
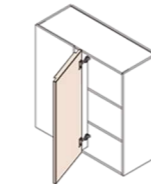
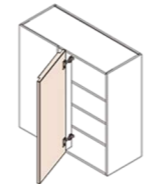
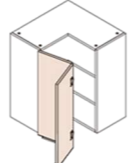
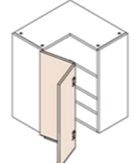


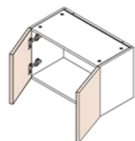
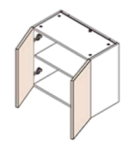
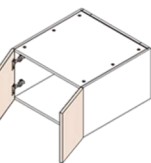
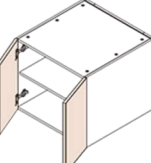
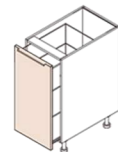
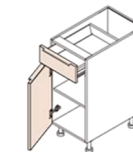
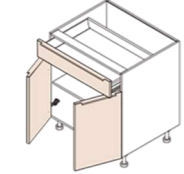
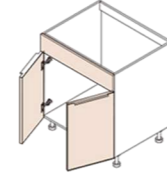
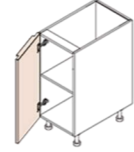
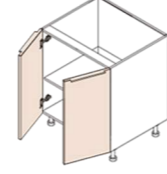
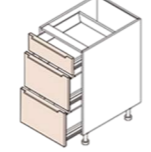
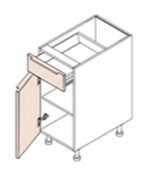
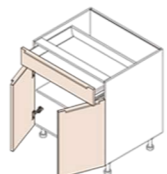
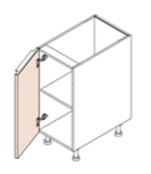
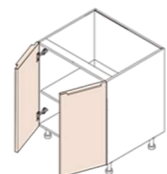
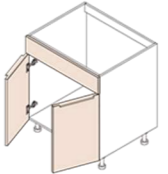
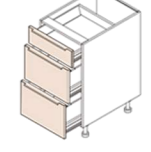
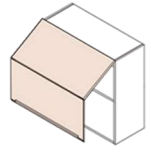

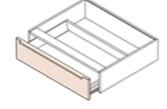

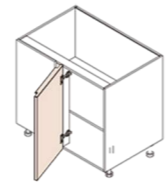
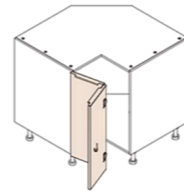
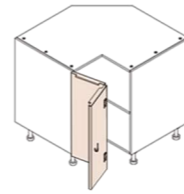
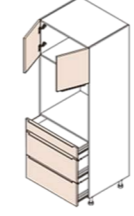
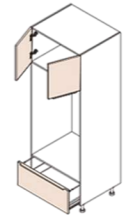
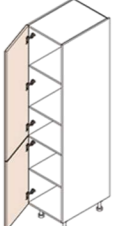
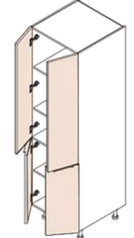
GoldenHome is built to last. It is manufactured to precise standards using all Plywood Construction. All hinges and drawer glides are fully adjustable and utilize soft close technology for a Luxury look and feel.

Cabinet Structure

- ① Door Panel
- ② Adjustable soft-close hinge
- ③ 3/4"(18mm) melamine laminated plywood shelf
- ④ Adjustable Legs
- ⑤ 1/4"(6mm) back panel with top and bottom enforced rail
- ⑥ 3/4"(18mm) plywood side panels
- ⑦ 5/8"(16mm) melamine laminated plywood bottom panel & back panel of the drawer
- ⑧ Toe-kick of aluminum or matching door material
- ⑨ Easy-to-Install cam-lock system with dowels for extra strength
- ⑩ Full-access soft-close adjustable drawer system



Standard Cabinet Size and Item Numbers

													
Item: Wall Cabinet Code: WO930, WO936, W1230, W1236 W1530, W1536, W1830, W1836 W2130, W2136 HxD: 30/36" x 12"	Item: Wall Cabinet Code: WO942, W1242, W1542 W1842, W2142 HxD: 42" x 12"	Item: Wall Cabinet Code: W2430, W2436, W2730, W2736 W3030, W3036, W3330, W3336 W3630, W3636 HxD: 30/36" x 12"	Item: Wall Cabinet Code: W2442, W2742, W3042 W3342, W3642 HxD: 42" x 12"	Item: Wall Blind Corner Cabinet Code: WBC3030, WBC3036 HxD: 30/36" x 12"	Item: Wall Blind Corner Cabinet Code: WBC3042 HxD: 42" x 12"	Item: Wall Easy Reach Cabinet Code: WER2430, WER2436 HxD: 30/36" x 12"	Item: Wall Easy Reach Cabinet Code: WER2442 HxD: 42" x 12"	Item: Wall Corner Cabinet Code: WDC2430, WDC2436 HxD: 30/36" x 12"	Item: Wall Corner Cabinet Code: WDC2442 HxD: 42" x 12"	Item: Wall Cabinet Code: W3012, W3015, W3018, W3021 W3612, W3615, W3618, W3621 HxD: 12/15/18/21" x 12"	Item: Wall Cabinet Code: W3024, W3624 HxD: 24" x 12"	Item: Wall Cabinet For Fridge Code: W301224, W361224, W301524 W361524, W301824, W361824 W302124, W362124 HxD: 12/15/18/21" x 24"	Item: Wall Cabinet For Fridge Code: W362424 HxD: 24" x 24"
													
Item: Base Spice Rack Cabinet Code: BSR06, BSR09 HxD: 30" x 24"	Item: Base Cabinet Code: B12, B15, B18, B21 HxD: 30" x 24"	Item: Base Cabinet Code: B24, B27, B30, B33, B36, B42 HxD: 30" x 24"	Item: Sink Base Cabinet Code: SB30, SB33, SB36, SB42 HxD: 30" x 24"	Item: Base Full Door Cabinet Code: B09FD, B12FD, B15FD B18FD, B21FD HxD: 30" x 24"	Item: Base Full Door Cabinet Code: B24FD, B27FD, B30FD B33FD, B36FD HxD: 30" x 24"	Item: Drawer Base Cabinet Drawers Code: DB12, DB15, DB18 DB21, DB24, DB27 DB30, DB33, DB36 HxD: 30" x 24"	Item: Vanity Base With 1 Door+1 Drawer Code: VB15, VB18, VB21 HxD: 30" x 21"	Item: Vanity Base With 2 Doors+1 Drawer Code: VB24, VB30, VB36 HxD: 30" x 21"	Item: Vanity Base With 1 Door Code: VB15FD, VB18FD, VB21FD HxD: 30" x 21"	Item: Vanity Base With 2 Doors Code: VB24FD, VB30FD, VB36FD HxD: 30" x 21"	Item: Vanity Sink Base With 2 Doors+1 Fake Drawer Code: VSB24, VSB27, VSB30, VSB36 HxD: 30" x 21"	Item: Vanity Base With Drawers Code: VD12, VD15, VD18 VD21, VD24 HxD: 30" x 21"	
													
Item: Wall Bi-folding Cabinet Code: WBF2430, WBF3030, WBF3630 HxD: 30" x 12"	Item: Wall Single Lift Cabinet Code: WSL2412, WSL2712, WSL3012 WSL3612, WSL2415, WSL2715 WSL3015, WSL3615 HxD: 12/15" x 12"	Item: Vanity Knee Drawer Code: VKD240621, VKD300621 HxD: 06" x 21"	Code: ROT18, ROT21, ROT24 ROT27, ROT30, ROT33 ROT36	Item: Base Blind Corner Cabinet Code: BBC36-42 (36Carcass+15Door) BBC42-45 (42Carcass+18Door) HxD: 30" x 24"	Item: Base Lazy Susan Cabinet Code: BLS33, BLS36 HxD: 30" x 24"	Item: Base Easy Reach Cabinet Code: BER33, BER36 HxD: 30" x 24"	Item: Single Oven Cabinet With 3 Drawers Code: OC3084, OC3090, OC3096 HxD: 84/90/96" x 24"	Item: Double Oven Cabinet With 1 Drawer Code: DOC3084, DOC3090, DOC3096 HxD: 84/90/96" x 24"	Item: Pantry Cabinet Code: PC1584, PC1590, PC1596 PC1884, PC1890, PC1896 HxD: 84/90/96" x 24"	Item: Pantry Cabinet Code: PC2484, PC2490, PC2496, PC3084 PC3090, PC3096, PC3684, PC3690 PC3696 HxD: 84/90/96" x 24"			

Standard Cabinet Size and Item Numbers

