



2023 PRODUCT CATALOG

ECO-DURABLE • MAINTENANCE-FREE • OUTDOOR FURNITURE





TABLE OF CONTENTS

- 4 Why Frog?
- 5 Leaping the Competition
- 6 Resinwood

- 8 Benches
- 18 Tables
- 23 Bike Racks
- 24 Receptacles
- 29 Message Centers
- 30 Adirondack
- 35 Plaza Collection
- 36 Accessories

- 38 Mounting Options
- 39 Warranty Information

PB 6HEXADACED

Benefits of
**FROG'S RESINWOOD
PLASTIC**



LOW MAINTENANCE

Never needs to be painted, stained, or waterproofed, ever.



DURABLE

Won't rot, chip, splinter, crack, or peel and is impervious to insects.



FADE RESISTANT

UV protection keeps colors vibrant and rich.



EASY TO CLEAN

A little soap and water goes a long way.




RECYCLED

All recycled content used is 100% post-consumer.

Landfill to Landscape


FROG'S RESINWOOD PLASTIC




LANDFILL TO LANDSCAPE

BEHIND THE MATH: ONE = ZERO


21 MILK JUGS = 1 POUND OF RECYCLED PLASTIC



 = 100 MILK JUGS



3400 MILK JUGS =
ONE 6-FOOT PARK BENCH



6300 MILK JUGS =
ONE 6-FOOT PICNIC TABLE



1 CONSCIENTIOUS DECISION = A STEP TOWARD ZERO FOOTPRINT

Why is Frog Furnishings
**LEAVING THE
COMPETITION?**


INDUSTRY LEADING QUALITY

Our state-of-the-art manufacturing processes, careful attention to detail, and unique engineering expertise ensures the product you are receiving is one of the best.

COMPETITIVE PRICING

Frog offers competitive pricing.

FAST SHIPPING

Look for this symbol  to indicate products available for Quick Ship. Most of our Quick Ship items ship in 2 business days or less!

DISTRIBUTION PARTNERS

Frog Furnishings sells all products exclusively through distribution. We promote, advertise and actively market our products through partnership participation. Distributors are our lifeline to the end user and we stand behind them 365 days a year.

EXCEPTIONAL SERVICE

Since 2000 Frog has taken great pride in providing a high level of service and sales support which continues to create loyal and long-term distributor relationships.

GREEN INITIATIVE

Frog's premium Resinwood plastic reduces landfill and helps to fight deforestation.

MADE IN THE USA

Frog Furnishing's products are proudly made in Kansas, centrally located to service all of our customers.

WHY FROG?

RESINWOOD

Frog's Resinwood plastic lumber is made from the highest quality materials on the market and serves as the backbone for the products in this catalog. Our Resinwood plastic lumber contains no fillers, like the sawdust used by many other manufacturers to cut costs. Our material is solid through and through, meaning the color is vibrant throughout the plank, and there are no holes or voids, highlighting Frog's commitment to quality and craftsmanship. Our HDPE (High Density Polyethylene) Resinwood lumber contains recycled plastic that is 100% post-consumer, helping to reduce landfill space and fight deforestation.



Frog Furnishings products stand out due to the careful attention paid to the cleaning of the material. Our raw material enters our machines without contaminants, residues, or foreign objects which maximizes the integrity and durability of the products we create. Additionally, our UV Stabilization Phase protects the color and structure of our product, ensuring the plastic lumber will be maintenance-free for years to come. Custom colors, sizes, and lengths are available for quantity orders.



COLORS

COLOR	NAME	COLOR CODES*	STOCK COLORS
	BLACK	BLA	
	BLUE	BLU	
	BROWN	BRO	X
	CEDAR	CED	X
	GRAY	GRA	X
	GREEN	GRE	X
	RED	RED	
	WHITE	WHI	

* Insert color code in product number. (See SKU Builder on page 7)

SIZE CHART

NOMINAL SIZE	ACTUAL SIZE	LBS. / FT.	STANDARD LENGTH
3/4" x 3"	.5" x 2.5"	0.5 lbs.	12'
1" x 4"	.75" x 3.5"	0.8 lbs.	12'
1" x 6"	.75" x 5.5"	1.4 lbs.	12'
2" x 4"	1.5" x 3.5"	1.6 lbs.	6', 8', 12'
2" x 4" bullnose	1.5" x 3.5"	1.6 lbs.	12'
2" x 6"	1.5" x 5.5"	2.5 lbs.	12'
2" x 6" bullnose	1.5" x 5.5"	2.4 lbs.	12'
2" x 8"	1.5" x 7.5"	3.5 lbs.	12'
2" x 10"	1.5" x 9.5"	4.5 lbs.	6', 8'
2" x 12"	1.5" x 11.5"	6.1 lbs.	12'
3" x 4"	2.5" x 3.5"	2.4 lbs.	12'
3" x 4" bullnose	2.5" x 3.5"	2.4 lbs.	12'
3" x 6"	2.5" x 5.5"	4.3 lbs.	12'
4" x 4"	3.5" x 3.5"	3.6 lbs.	8'
6" x 8" x 8"	6" x 8" x 8"	125 lbs.	8'

*NOTE: All sizes and weights are approximate. All plastic lumber will shrink and expand to some degree during periods of extreme heat or extreme cold.

CUSTOM OPTIONS

SIZES

Since our products are made right here in the USA, we are in the unique position to create custom sizes for many of our products. Extra long benches are often requested for playing fields. Custom length tables are perfect for large shelters. Let us know if you have a special request and we'll do our best to service you.



COLORS

Custom color recycled planks are a unique way to carry a color theme or show branding throughout an environment. Schools and universities can show their school pride through our vast color selection and custom color options. Quantity orders are generally expected for custom color requests.

ENGRAVING

Custom engraving provides the perfect chance for customers to relay a special message or to honor someone's memory. This is ideal for memorial and donor bench programs and is very popular with schools and universities. Our team of specialized designers will work with your wording and logo to create a masterpiece that can be enjoyed for years to come. Engraving may add several weeks to lead times.

DESIGN

Have a specific design in mind? Work with one of our sales team members to see it come to life! Once a design is chosen and finalized, production will create a build plan and provide a project timeline. Custom designs are generally only considered for large-scale projects. They can be the perfect way for schools and businesses to make a strong statement.

ICON LEGEND

- IN-GROUND J-BOLT (PB 1999)
- IN-GROUND T-MOUNT (PB 1997)
- ITEM QUALIFIES FOR QUICK SHIPPING
- LIMITED SUPPLY AVAILABLE
- SURFACE ELITE BOLT (PB 1008JAY)
- SURFACE L-BRACKET (PB 1008)
- SURFACE POST MOUNT (PB 1995)
- SURFACE U-BRACKET (PB 1998)
- SURFACE WEDGE ANCHOR (RMO 6020)

SKU BUILDER

All product orders need the following information included: size, product color, and product name, with additional specifications available in various products (i.e., mount option).

Example:

PB 4 CED SQPIC ADA

Size Color Product code Additional specifications

BENCHES

Stop and enjoy the view from one of our stylish and durable benches. Made to withstand the wear and tear of high traffic areas, yet subtle enough for the most scenic views, Frog's Resinwood is the seating solution for your outdoor space. Virtually maintenance-free, Frog Furnishings benches will hold up to all weather elements and will not splinter, crack, or warp.



PB 6CEDGFHER



CED: SHOWN WITH GREEN END-FRAMES



GRA GRE BRO



CED: SHOWN WITH BLACK END-FRAMES



GRA GRE BRO

HERITAGE

ex. PB 6CEDGFHER



Surface Wedge Anchor



Qualifies for Quick Shipping

The Heritage Bench is our most classic series in the Frog Furnishings line. This timeless design features beautifully crafted end-frames and provides an aesthetically pleasing look for endless possibilities.

- Available for Quick Ship
- Available in 4', 5', 6' or 8' lengths
- Features 9 2"x4" Resinwood slats
- Heavy duty under structure bracing prevents sagging
- Choose from four standard Resinwood colors
- Heavy duty, cast aluminum frames can be powder-coated in standard colors of green or black
- Custom colors available
- Stainless Steel Hardware
- Portable and/or Surface Mount
- Surface Wedge Anchors included
- Optional armrest available for additional cost (Page 36)

Length	Support Bases	Weight
4 ft	2	100 lbs
5 ft	2	120 lbs
6 ft	2	140 lbs
8 ft	2	190 lbs

HERITAGE, BACKLESS

ex. PB 4CEDBFHERBAC



Surface Wedge Anchor



Qualifies for Quick Shipping

The Heritage Bench without back complements the line by offering seating from both sides and providing additional seating capabilities for your environment.

- Available for Quick Ship
- Available in 4', 5', 6', and 8' lengths
- Features 5 2"x4" Resinwood slats
- Heavy duty under structure bracing prevents sagging
- Choose from four standard Resinwood colors
- Heavy duty, cast aluminum frames can be powder-coated in standard colors of green or black
- Custom colors available
- Stainless Steel Hardware
- Portable and/or Surface Mount
- Surface Wedge Anchors included

Length	Support Bases	Weight
4 ft	2	70 lbs
5 ft	2	80 lbs
6 ft	2	90 lbs
8 ft	2	120 lbs



BLU



GRA GRE BRO



RED CED

CONTOUR

ex. PB 6BLUBFCON



The Contour Bench is our standard slat bench that features bull-nosed slats.

- Available in 4', 6', and 8' lengths
- Features 8 2"x4" Resinwood slats
- Choose from four standard Resinwood colors
- Heavy duty, powder-coated structural steel frames in black
- Custom colors available
- Stainless Steel Hardware
- Surface Mount or Inground Mount
- Surface Wedge Anchors included

Length	Support Bases	Weight
4 ft	2	110 lbs
6 ft	3	160 lbs
8 ft	4	210 lbs



GRE



GRA CED BRO

JAMESON

ex. PB 6GREBFJAM



The Jameson Bench provides additional comfort through robust dimensional bull-nosed slats, hidden hardware, and the ability to add armrests.

- Available in 4', 6' and 8' lengths
- Features 8 3"x4" Resinwood slats
- Top and bottom slats are bull-nosed for comfort
- Choose from four standard Resinwood colors
- Custom colors available
- Stainless Steel Hardware
- Surface Mount or Inground Mount
- Surface Wedge Anchors included
- Center and side armrests add-ons are available

Length	Support Bases	Weight
4 ft	2	140 lbs
6 ft	3	190 lbs
8 ft	4	240 lbs




GRA



CED GRE BRO

TRAILSIDE

ex. PB 6GRATRA



The Trailside Bench is the most robust backless bench in the Frog Furnishings line. The durable 4x4 slats provide longevity you can trust in heavy-use environments.

- Available in 4', 6' and 8' lengths
- Features 4 4"x4" Resinwood slats
- Choose from four standard Resinwood colors
- Custom colors available
- Stainless Steel Hardware
- Surface Mount or Inground Mount
- Surface Wedge Anchors included

Length	Support Bases	Weight
4 ft	2	100 lbs
6 ft	3	145 lbs
8 ft	4	195 lbs



CED



GRA GRE BRO

CREEKSIDE

ex. PB 6CEDCRK



The Creekside Bench differentiation comes from the bull-nosed slats on both sides of the bench. The added detail provides comfort that can be accessed from either side.

- Available in 4', 6' and 8' lengths
- Features 4 3"x4" Resinwood slats
- Front and back slats are bull-nosed for comfort
- Choose from four standard Resinwood colors
- Custom colors available
- Stainless Steel Hardware
- Surface Mount or Inground Mount
- Surface Wedge Anchors included

Length	Support Bases	Weight
4 ft	2	66 lbs
6 ft	3	100 lbs
8 ft	4	135 lbs



PB 4GRECOLE



COMFORT PARK AVENUE

ex. PB 6GRACPAE

 J-Bolt |
  Surface Elite Bolt |
  Qualifies for Quick Shipping

The Comfort Park Avenue is the most popular bench in the Frog Furnishings line featuring the widest seating surface and recessed hardware. The Comfort Park Avenue features an ageless look that contains not only recycled slats but recycled bases. The bases can be mounted to concrete by adding a Surface Elite Bolt or J-Bolt package.

- Available for Quick Ship in select colors (Blue and Red not available for Quick Ship)
- Available in 4', 6' and 8' lengths
- Features 7 2"x4" Resinwood slats
- Heavy duty, recycled bases in black
- Choose from six standard Resinwood colors
- Custom colors available
- Stainless Steel Hardware
- Portable and/or Surface Mount
- Surface Elite Bolt or J-Bolt Mounting Available

GRA



Length	Support Bases	Weight
4 ft	2	110 lbs
6 ft	3	160 lbs
8 ft	4	215 lbs

* Quick ship not available for color option



GRE



COLONIAL

ex. PB 6GRECOLE

 J-Bolt |
  Surface Elite Bolt

The Colonial Bench is another fully recycled bench with wider planks and recessed hardware. The bases can be mounted to concrete by adding a Surface Elite Bolt or J-Bolt package.

- Available in 4', 6' and 8' lengths
- Features 4 2"x6" Resinwood slats
- Heavy duty, recycled bases in black
- Choose from four standard Resinwood colors
- Custom colors available
- Stainless Steel Hardware
- Portable and/or Surface Mount
- Surface Elite Bolt or J-Bolt Mounting Available

Length	Support Bases	Weight
4 ft	2	105 lbs
6 ft	3	160 lbs
8 ft	4	210 lbs



BRO



NEWPORT

ex. PB 6BRONNEW

 J-Bolt |
  L-bracket |
  Qualifies for Quick Shipping

The Newport Bench features a modern day, contour design with recycled slats and bases. Optional side armrests are available that can offer additional support for the user.

- Available for Quick Ship
- Available in 4', 6' and 8' lengths
- Features 6 2"x4" Resinwood slats and 2 2"x6" bull-nosed slats
- Resinwood armrests will match the slat color
- Heavy duty, recycled bases in black
- Choose from four standard Resinwood colors
- Custom colors available
- Stainless Steel Hardware
- Portable and/or Surface Mount
- L-Bracket or J-Bolt Mounting Available

Length	Support Bases	Weight	Optional armrest information (2 armrests)		
4 ft	3	105 lbs	Gray	PB1174	4 lbs
6 ft	3	130 lbs	Green	PB1175	4 lbs
8 ft	4	165 lbs	Cedar	PB1176	4 lbs



8' SPORT BENCH SHOWN IN CUSTOM COLOR CONFIGURATION

ST. PETE

ex. PB 6CEDSTP

Surface Wedge Anchor

The industrial strength aluminum legs sets the St. Pete Bench apart from the other recycled benches in the Frog Furnishings offering. The angled legs provide a unique, modern look.

- Available in 4', 6' and 8' lengths
- Features 9 2"x4" Resinwood slats
- Industrial grade aluminum bases
- Top and bottom slats are bull-nosed for comfort
- Choose from four standard Resinwood colors
- Custom colors available
- Stainless Steel Hardware
- Surface Mount
- Surface Wedge Anchors included



GRE



GRA

CED

BRO

Length	Support Bases	Weight
4 ft	3	75 lbs
6 ft	3	110 lbs
8 ft	4	140 lbs

SPORT

ex. PB 6GRESPOE

J-Bolt Surface Elite Bolt



Qualifies for Quick Shipping

The Sport Bench plays on our most popular fully recycled bench without a back. The Sport Bench is perfect for team seating on any sports field or for seating between two courts.

- Available for Quick Ship in select colors (Blue and Red not available for Quick Ship)
- Available in 4', 6' and 8' lengths
- Features 9 2"x4" Resinwood slats
- Heavy duty, recycled bases in black
- Outer slats are bull-nosed for comfort
- Choose from six standard Resinwood colors
- Custom colors available
- Stainless Steel Hardware
- Portable and/or Surface Mount
- L-Bracket or J-Bolt Mounting Available



GRE



GRA

CED

BRO



RED*

BLU*

Length	Support Bases	Weight
4 ft	2	75 lbs
6 ft	3	115 lbs
8 ft	4	140 lbs

* Quick ship not available for color option

BROOKLYN

ex. PB 6CEDBROOK

J-Bolt L-bracket

The Brooklyn Bench combines stylish recycled plastic bases with a unique profile of varying Resinwood slat sizes.

- Available in 4' and 6' lengths
- Features 5 2"x4" and 2 2"x3" Resinwood slats
- Heavy duty, recycled bases in black
- Top and bottom slats are bull-nosed for comfort
- Choose from four standard Resinwood colors
- Custom colors available
- Stainless Steel Hardware
- Portable and/or Surface Mount
- L-Bracket or J-Bolt Mounting Available



CED



GRA

GRE

BRO

Length	Support Bases	Weight
4 ft	2	90 lbs
6 ft	3	125 lbs




BLU

Length	Support Bases	Weight
4 ft	2	170 lbs
6 ft	2	190 lbs
8 ft	2	210 lbs

CHARLESTON

ex. PB 6BLUCHA

 Surface Wedge Anchor

The Charleston Bench is manufactured with a steel contour seat and an aluminum cast ornate frame for exceptional style. This bench can also be used with the add-on option to create a custom length bench.

- Available in 4', 6' and 8' lengths
- Thermoplastic finish
- Choose from five standard thermoplastic colors
- 1-½" thick cast aluminum frame
- Stainless Steel Hardware
- Portable and/or Surface Mount
- Add-on sections available
- Optional center arm kit sold separately



BLA

Length	Support Bases	Weight
4 ft	2	115 lbs
6 ft	2	125 lbs
8 ft	2	145 lbs

JACKSON

ex. PB 6BLAJAC

 Surface Wedge Anchor

The Jackson Bench provides a classic look at an attractive price. This slat design bench is lightweight but durable.

- Available in 4', 6' and 8' lengths
- Powder-coat finish
- Choose from five standard powder-coat colors
- 1-½" square tubing frame
- Stainless Steel Hardware
- Portable and/or Surface Mount



BLA

Length	Support Bases	Weight
4 ft	2	218 lbs
6 ft	2	248 lbs

SAVANNAH

ex. PB 6BLASAV

 Surface Wedge Anchor

The most popular of our non-recycled benches, the Savannah boasts a contoured slat seat for extra comfort and a thermoplastic seat and frames.

- Available in 4' and 6' lengths
- Thermoplastic finish
- Choose from five standard thermoplastic colors
- 2" x 2" all MIG welded square tube frame
- Stainless Steel Hardware
- Portable and/or Surface Mount
- Powder-coat option available for an upcharge




RED

Length	Support Bases	Weight
4 ft	2	125 lbs
6 ft	2	160 lbs

DURHAM

ex. PB 6REDDUR


 Surface Wedge Anchor

The sleek Durham Bench features an artistic elliptical end frame to create visual appeal in any setting.

- Available in 4' or 6' lengths
- Powder-coat finish
- Choose from five standard powder-coat colors
- Cast aluminum frame
- Stainless Steel Hardware
- Portable and/or Surface Mount

TABLES

Frog Furnishings broad selection of tables make it easy to provide users spaces to socialize, dine, meet, or learn. Reach out to one of our customer care specialists who can walk you through seating options based on your setting and capacity needs.




PB APIC6GRA



HEX

ex. PB 6HEXCED



Qualifies for Quick Shipping

The Hex Table is the most popular table in the Frog Furnishings product line. While it is often imitated it can rarely be duplicated. Available with three bench seats or two, it comes standard with heavy duty black recycled plastic frames.

- Available for Quick Ship
- Available with three or two bench seats
- Heavy duty, recycled bases in black
- Outer slats are bull-nosed for comfort
- Choose from four standard Resinwood colors
- Custom colors available
- Stainless Steel Hardware
- Portable and/or Surface Mount
- L-Bracket or Surface Elite Bolt Mounting Available

Length	Weight
6 ft, 3 bench seats	250 lbs
6 ft, 2 bench seats	210 lbs

CED



ADACED



GRA



GRE



BRO

A FRAME

ex. PB APIC6CEDADA



Qualifies for Quick Shipping

The traditional A-Frame Table is constructed of various sized Resinwood slats and can blend into any environment. The ADA model features an extended top to promote inclusion and socialization for the entire community.

- Available for Quick Ship in select colors (*Blue and Red not available for Quick Ship)
- Available in 6' and 8' lengths
- Heavy duty, recycled bases in black
- Choose from six standard Resinwood colors
- Custom colors available
- Stainless Steel Hardware
- Portable and/or Surface Mount
- L-Bracket or J-Bolt Mounting Available

Length	Support Bases	Weight
6 ft	2	260 lbs
6 ft ADA	2	280 lbs
8 ft	3	350 lbs

CED



ADACED



GRA



GRE



BRO



RED*



BLU*

* Quick ship not available for color option



PB 6GRAPARKP



PB 4GRESQPIC

TABLES



GRA



CED GRE BRO



BLU* RED*

* Quick ship not available for color option



BLU



GRA GRE BRO



RED* CED

* Quick ship not available for color option

PARK PLACE

ex. PB 6GRAPARKP



J-Bolt



Surface Elite Bolt



Qualifies for Quick Shipping

The fully recycled Park Place Table's walk through design means no stepping over the bench to sit, creating an attractive, comfortable option for all users.

- Available for Quick Ship in select colors (Blue and Red not available for Quick Ship)
- Available in 6' and 8' lengths
- Features 5 2"x10" Resinwood slats
- Heavy duty, recycled bases in black
- Choose from six standard Resinwood colors
- Custom colors available
- Stainless Steel Hardware
- Portable and/or Surface Mount
- J-Bolt or Surface Elite Bolt Mounting Available

Length	Support Bases	Weight
6 ft	3	310 lbs
6 ft ADA	3	280 lbs
8 ft	3	350 lbs

GALVANIZED FRAME

ex. PB 6BLUGFPIC



U-bracket

Length	Weight
6 ft	230 lbs
6 ft ADA	255 lbs
8 ft	270 lbs

Our Galvanized Frame recycled slat table provides a traditional aesthetic perfect for parks, campgrounds, and endless other settings.

- Available in 6' and 8' lengths
- Features 5 2"x10" Resinwood slats
- Hot dipped, galvanized 2-3/8" OD steel frame
- Black frames available upon request for an upcharge
- Galvanized angle iron cross braces to prevent sagging
- Choose from six standard Resinwood colors
- Custom colors available
- Stainless Steel Hardware
- Portable and/or Surface Mount
- U-Bracket Mounting Available



GRE



GRA CED BRO



RED BLU



CED



GRA GRE BRO



RED* BLU*

* Quick ship not available for color option

SQUARE

ex. PB 4GRESQPIC



U-bracket

Length	Weight
4 ft	250 lbs
4 ft ADA	220 lbs

The Square Table is popular amongst the hospitality industry as several tables can be incorporated into a large seating area. Using a combination of the standard tables and ADA versions, along with incorporating umbrellas utilizing the strategically placed umbrella hole, the Square Table is a versatile option.

- Features 9 2"x10" Resinwood slats
- Heavy Duty 1-5/8" OD steel tube powder-coated black
- Choose from six standard Resinwood colors
- Custom colors available
- Stainless Steel Hardware
- Portable and/or Surface Mount
- U-Bracket mounting available

T-TABLE

ex. PB 4CEDBFSPIC



Surface Wedge Anchor

Length	Weight
4 ft	320 lbs
4 ft ADA	270 lbs

The T-Table's unique pedestal style base provides a durable, permanent installation that will last for years to come. The cantilevered arms allow for easy cleanup. The T-Table comes in both standard (4 bench seats) and ADA (3 bench seats) styles.

- Features 9 2"x10" Resinwood slats
- Heavy Duty 1-5/8" OD steel tube powder-coated black
- Choose from six standard Resinwood colors
- Custom colors available
- Stainless Steel Hardware
- Inground or Surface Mount
- Surface Wedge Anchors included with Surface Mount installation



PB BIKEGRE

KIDS

ex. PB KPIC4CED

The Kids Table solid top table was specifically designed with children in mind. The flat surface allows children to write or play with ease.

- Features 2 2" x 4" Resinwood slats for seats
- Black recycled frame is constructed out of a combination of 2" x 6" and 2" x 4" Resinwood slats
- Heavy Duty 1-5/8" OD steel tube
- powder-coated black
- Choose from either Cedar or Green color schemes
- Stainless Steel Hardware
- Portable and/or Surface Mount
- L-Bracket mounting available

	L-bracket
Length	4 ft
Support Bases	2
Weight	86 lbs

TODDLER

ex. PB 6CEDTODPIC

The Toddler Table provides a little more surface than the Kids Table and provides a perfect place to sit, take a break or have a snack after a long day on the playground.

- Features 5 1" x 6" Resinwood slats
- Heavy duty, recycled bases in black
- Choose from four standard Resinwood colors
- Stainless Steel Hardware
- Portable and/or Surface Mount
- J-Bolt or L-Bracket mounting available

	J-Bolt	L-bracket
Length	6 ft	6 ft
Support Bases	3	3
Weight	106 lbs	106 lbs



YOUTH

ex. PB 6CEDYOUPIC

The largest of our kid tables, the Youth Table is the perfect solution for elementary aged children who aren't quite ready for our adult-sized tables.

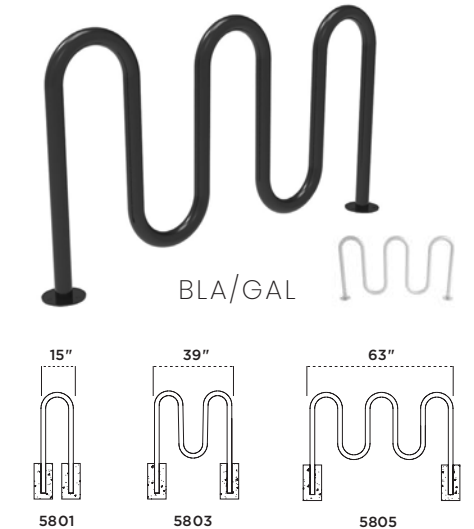
- Features 4 2" x 4" and 4 2" x 6" Resinwood slats
- Heavy duty, recycled bases in black
- Choose from four standard Resinwood colors
- Stainless Steel Hardware
- Portable and/or Surface Mount
- J-Bolt or L-Bracket mounting available

	J-Bolt	L-bracket
Length	6 ft	6 ft
Support Bases	3	3
Weight	230 lbs	230 lbs



BIKE RACKS

Your bike has worked hard enough. Give it a rest on a premium bike rack. With Resinwood and powder-coated steel options, you can park your bike and be on your way.



GRID BIKE RACK

ex. PB BIKECED

Frog's Grid Bike Rack is a robust design, constructed to hold 6-10 bikes, and is accessible from either side. The slat spacing is designed to accommodate the most popular bike locks on the market.

- Features 2"x4" and 2"x3" Resinwood slats
- Choose from two standard Resinwood colors
- Custom colors available
- Portable and/or Surface Mount

	L-bracket
Length	6 ft
Weight	135 lbs

WAVE BIKE RACK

ex. PB BIKEGAL3ING

No bike-friendly setting is complete without the popular Wave Bike Rack. The arching loops provide parking for 3-7 bikes.

- 2-3/8" OD steel tubing
- Black powder-coat finish
- Inground or Surface Mount
- L-Bracket Mounting available

	Surface Wedge Anchor
--	----------------------

Part Number	Number of Bikes	Number of Loops	Length
PB BIKEGAL(BLA)2ING(SUR)	2	1	15"
PB BIKEGAL(BLA)5ING(SUR)	5	3	39"
PB BIKEGAL(BLA)7ING(SUR)	7	5	63"

RECEPTACLES

Keep your outdoor space litter free in a stylish way. Browse our Resinwood and powder-coat options for your next receptacle.



PB 32CEDHD



STANDARD/HEAVY DUTY ROUND

ex. PB 32R**CE**DHD



Our most popular receptacle series offer a clean look that compliments any environment. Add more flexibility to maintenance by choosing the Standard Hinged design for easy access.

- Standard Round features 24 1"x4" Resinwood slats
- Standard Receptacle comes with optional hinged door
- Heavy Duty Round features 24 2"x4" slats
- 32 gallon capacity
- Black plastic lid
- Heavy duty zinc coated hardware
- Custom colors available
- Portable and / or Surface Mount
- L-Bracket or T-Mount mounting available
- Plastic liner is not included

Model	Capacity	Weight
Standard	32 gal	60 lbs
Standard Hinged	32 gal	65 lbs
Heavy Duty	32 gal	110 lbs



STANDARD/HEAVY DUTY SQUARE

ex. PB 32S**CE**DHD



This series can be placed right up against a building to maximize space and aesthetics. The Standard version is offered in both a 20 gallon and a 32 gallon capacity.

- Standard Square features 28 1"x4" Resinwood slats
- Heavy Duty Square features 24 2"x4" slats
- Standard Square is available in either a 20 or 32 gallon capacity
- Heavy Duty Square is available in 32 gallon capacity
- Black plastic lid with 11" diameter hole
- Heavy duty zinc coated hardware
- Custom colors available
- Portable and / or Surface Mount
- L-Bracket or T-Mount mounting available
- Plastic liner is not included

Model	Capacity	Weight
Standard	20 gal	75 lbs
Standard	32 gal	90 lbs
Heavy Duty	32 gal	170 lbs





STANDARD ROUND MULTI-CAN

ex. PB 32RDBL**CED**



Model	Weight
32 gal	135 lbs


The Standard Round Multi-Can is one of our more popular receptacles due to its ability to offer a trash side and a recycling side. There is an option to engrave labels onto each lid to communicate what should be discarded in each specific can.

- Features 1"x4" Resinwood slats
- Black plastic lid with 11" diameter hole
- Choose from the following engraved lids: PAPER, PLASTIC, ALUMINUM, TRASH, RECYCLE, GLASS
- Choose from two or three 32 gallon square receptacles
- Heavy duty zinc coated hardware
- Custom colors available
- Portable and / or Surface Mount
- L-Bracket mount available
- Plastic liner is not included
- Choose from five standard Resinwood colors



SQUARE RECYCLING CENTER

ex. PB 96S**CEDREC**



Model	Number of Cans	Weight
64 gal	2 cans	180 lbs
96 gal	3 cans	270 lbs

The Square Recycling Center provides the flexibility of two or three cans with the choice of engraved labels based on your community recycling needs.

- Features 1"x4" Resinwood slats
- Black plastic lid with 11" diameter hole
- Choose from the following engraved lids: PAPER, PLASTIC, ALUMINUM, TRASH, RECYCLE, GLASS
- Choose from two or three 32 gallon square receptacles
- Heavy duty zinc coated hardware
- Custom colors available
- Portable and / or Surface Mount
- L-Bracket mount available
- Plastic liner is not included
- Choose from five standard Resinwood colors



RIDGEVIEW

ex. PB 32RID**CED**



The Ridgeview is one of our most stylish and durable receptacles. It features an engraved pattern on all four sides and is assembled using heavy-duty black deck screws.

- Resinwood slats and HDPE sheet
- Choose from four standard Resinwood colors
- Heavy duty black deck screws
- Portable and / or Surface Mount
- L-Bracket mounting available
- Plastic liner is not included

Model	Capacity	Weight
Standard	32 gal	75 lbs



BLA



GRE

LEXINGTON

ex. PB 36LEX**BLA**

Surface Wedge Anchor

This classic-style receptacle is perfect for any city street and park. The bonnet lid protects against the force of mother nature and can easily be removed if necessary.

- 36 gallon capacity
- Powder-coated finish
- 1/8" x 2" steel flat slats
- All MIG welded frame
- Portable and/or surface mount
- Lid and liner included

Capacity	Weight
36 gal	103 lbs



MESSAGE CENTERS

JACKSON

ex. PB 36JAC**BLA**

Surface Wedge Anchor

The Jackson Receptacle and bench (pg. 16) pair perfectly together to give any outdoor setting an upscale look and feel.

- 36 gallon capacity
- Powder-coated finish
- 1/8" x 2 steel flat slats
- All MIG welded frame
- Portable and / or Surface Mount
- Flat top lid and liner included

Capacity	Weight
36 gal	123 lbs



BLA



GRE

STANDARD

ex. PB MC2P**CED**

Surface Post Mount



CED

Our Standard Message Center is the perfect product for storing park maps, directories, and local event information. It features two clear acrylic panels that slide side to side.

- Posts are 4"x4" and fiberglass infused
- High-quality black tack board
- Shatter resistant clear plastic
- Specially coated locking mechanisms
- Custom colors available
- Weather-resistant design
- Surface mount available for an additional cost

Small Message Center, Tack Board Dimensions: 23" x 17"

20" X 3 1/2" X 29.25"	One Side, No Posts	40 Lbs	PB MC1 _ _ _
20" x 3 1/2" x 29.25"	One Side, One Post	70 lbs	PB MC1P _ _ _

Medium Message Center, Tack Board Dimensions: 23" x 30"

36" x 3 1/2" x 29.25"	One Side, No Posts	60 lbs	PB MC1 _ _ _
36" x 3 1/2" x 29.25"	One Side, Two Posts	120 lbs	PB MC1P _ _ _
36" x 5 1/2" x 29.25"	Two Sides, No Posts	80 lbs	PB MC2D _ _ _
36" x 5 1/2" x 29.25"	Two Sides, Two Posts	115 lbs	PB MC2DP _ _ _

Large Message Center, Tack Board Dimensions: 34" x 44"

51" x 3 1/2" x 36"	One Side, No Posts	90 lbs	PB MC3 _ _ _
51" x 3 1/2" x 36"	One Side, Two Posts	155 lbs	PB MC3P _ _ _
51" x 5 1/2" x 36"	Two Sides, No Posts	145 lbs	PB MC3D _ _ _
51" x 5 1/2" x 36"	Two Sides, Two Posts	190 lbs	PB MC3DP _ _ _

HINGED

ex. PB MC2HP**CED**

Surface Post Mount



CED

The Hinged Message Center offers a hinged door solution to display all of your messaging needs.

- Eco-durable recycled plastic
- Posts are 4"x4" and fiberglass infused
- Marine-grade stainless steel hardware
- High-quality cork
- Shatter-resistant door
- Vandal-resistant locking mechanisms
- Custom colors available
- Weather-resistant design
- Surface mount available for an additional cost

Small Hinged, Tack Board Dimensions: 23" x 17"

One Side, No Post	40 lbs	PB MC1H _ _ _
One Side, One Post	70 lbs	PB MC1HP _ _ _

Medium Hinged, Tack Board Dimensions: 23" x 30"

One Side, Two Posts	60 lbs	PB MC2H _ _ _
One Side, Two Posts	120 lbs	PB MC2HP _ _ _

Large Zig-Zag Hinged, Tack Board Dimensions: 34" x 44"

Three Sides, Four Posts	400 lbs	PB MC3HPZIG _ _ _
Six Sides, Four Posts	565 lbs	PB MC3HDPZIG _ _ _

ADIRONDACK

Take Frog Furnishings dockside with our Adirondack collection. Our fade and weather resistant, maintenance-free furniture is perfect for your backyard oasis or pool deck.



PB ADSEAWHI



WHI



SEASIDE

ex. PB ADSEAWHI



Qualifies for Quick Shipping

The Frog Furnishings Seaside Chair was built with extreme comfort in mind. Made with a 6 slatted contoured back, this chair reflects the traditional style of your everyday Adirondack chair, but with added comfort. The entire chair is made from Frog's Resinwood making the chair maintenance-free. The product is UV stabilized to protect against fading. Stainless steel hardware comes standard with this product.

Weight

53 lbs

*Quick Ship available for White and Cedar products only.

OTTOMAN

ex. PB ADTRAOTWHI



Qualifies for Quick Shipping



WHI



The Frog Furnishing Traditional Ottoman pairs universally with Frog's Adirondack Chairs. The quality of the ottoman ensures a pristine appearance in all weather conditions with zero maintenance. The UV-stabilized ottoman is made with Frog's Resinwood and stainless steel hardware.

Weight

14 lbs

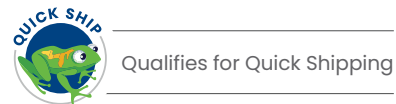
*Quick Ship available for White and Cedar products only.

ADIRONDACK



SIDE TABLE

ex. PB ADTRAST^{WHI}



Qualifies for Quick Shipping

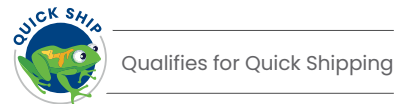
The Frog Furnishings Traditional Side Table conveniently accompanies some of our other Adirondack products, giving you a space to set your belongings. The entire side table is made from Frog's Resinwood and stainless steel hardware, making it maintenance-free, and UV stabilization to protect against fading from the sun.

Weight
12 lbs

*Quick Ship available for White and Cedar products only.

PENSACOLA

ex. PB ADPENCL^{WHI}



Qualifies for Quick Shipping

The Frog Furnishings Pensacola Chaise Lounge is made from various sized Resinwood slats and is perfect for the beach, pool, backyard, patio or anywhere you're looking for relaxation and perhaps a cold drink. The entire product is UV stabilized to protect against fading. Stainless steel hardware comes standard with this product.

Weight
75 lbs

*Quick Ship available for White and Cedar products only.



WHI



CLEARWATER

ex. PB ADCLR^{WHI}



Qualifies for Quick Shipping

Made with various sized Resinwood plastic slats, this chair rises above the rest. It is designed to resist the worst conditions and offers the same level of comfort as our lower seats. As a result of its 29.5" seat height, you can look over high patio railings and reach higher tables. UV stabilized to protect against sun fading and is maintenance-free. Stainless steel fasteners come standard with this product.

Weight
78 lbs

*Quick Ship available for White and Cedar products only.



WHI



CHARLESTON

ex. PB ADCHA^{WHI}



Qualifies for Quick Shipping

The Frog Furnishings Charleston Adirondack Rocking Chair was built with extreme comfort in mind. Made with a 6 slatted contoured back, this chair reflects the traditional style of the modern Adirondack Chair and is perfect for rocking out on a porch. The entire chair is made from Frog's Resinwood making the chair maintenance-free. The product is UV stabilized to protect against fading. Stainless steel hardware comes standard with this product.

Weight
58 lbs

*Quick Ship available for White and Cedar products only.



RIVIERA

ex. PB ADRIV**WHI**



Qualifies for Quick Shipping

The Frog Furnishings Riviera Adirondack 2-Seat Chair was built with extreme comfort and utility in mind. Each of the two chairs has a 6 slatted contoured back. This chair reflects the traditional style of your modern Adirondack Chair. But with two seats, it is both practical and more comfortable than a traditional chair. The entire chair is made from Frog's Resinwood making the chair maintenance-free. The product is UV stabilized to protect against fading. Stainless steel hardware comes standard with this product.

Weight

90 lbs

*Quick Ship available for White and Cedar products only.

WHI



CED

BLU

BRO



GRAND ISLE

ex. PB ADGIS**WHI**



Qualifies for Quick Shipping

The Frog Furnishings Grand Isle Adirondack 3-Seat Chair was built with extreme comfort and utility in mind. Each of the three chairs has a 6 slatted contoured back. This chair reflects the traditional style of your modern Adirondack Chair. With three seats, it is both practical and more comfortable than a traditional chair. The entire chair is made from Frog's Resinwood making the chair maintenance-free. The product is UV stabilized to protect against fading. Stainless steel hardware comes standard with this product.

Weight

118 lbs

*Quick Ship available for White and Cedar products only.

WHI



CED

BLU



BRO



PLAZA COLLECTION



CED



GRA



GRE



BRO



CED



GRA



GRE



BRO



CED



GRA



GRE



BRO



CED



GRA



GRE



BRO

PLAZA BENCH

ex. PB 6**CEDSF**PLZBAC

Surface Wedge Anchor

Length	Back Supports	Weight
4 ft	2	160 lbs
6 ft	3	195 lbs
6 ft Backless	3	100 lbs

Made with either four or eight 2" x 4" Resinwood slats and an extremely durable, steel, silver powder-coated frame, this style bench is ideal for anyone looking to impress the next passerby. Contoured boards are included for comfort and the frame is made with holes for surface mounting. Stainless steel hardware is standard. Mounting hardware is provided.

PLAZA CHAIR

ex. PB 24**CEDSF**PLZCHR

Surface Wedge Anchor

Seat Height	Weight
24"	105 lbs

Made with eight 2" x 4" and two 1" x 4" Resinwood slats and a sturdy, silver powder-coated, steel frame, this chair isn't your typical back patio chair. It's built to last and last and last some more. If you wish to mount, there are holes in the frame for this. Comes with mounting hardware. Stainless steel standard.

PLAZA RECEPTACLE

ex. PB 32**PLZSF**CED

Surface Wedge Anchor

Capacity	Weight
32 gal	140 lbs

Made with twenty 1" x 4" Resinwood slats and a very heavy duty, steel, silver powder-coated frame, this receptacle makes even the trash inside feel beautiful. A durable, heavy lid comes with a cable for securing it to the framing. Stainless steel hardware is standard. Mounting kit included for surface mounting.

PLAZA TABLE

ex. PB 42**CEDSF**PLZTB

Surface Wedge Anchor

Width	Weight
42"	155 lbs

Made with eight 2" x 4" and two 2" x 6" bullnosed Resinwood slats and a highly durable, silver powder-coated steel frame, this table is perfectly matched with the Plaza Chair or either of the Plaza Benches. It also doubles as a bench perfect for ski towns and other resorts and high traffic areas. Frames come with surface mount holes and hardware. Stainless steel hardware standard.

ACCESSORIES

Looking for ways to customize your Frog products? Check out our selection of accessories below.



PB 6CEDGFHER



BLA



BLA

ARMRESTS

ex. PB 1079

Our Heritage and Jameson benches come with the option for armrests. The Heritage armrest is made for the center of the bench whereas the Jameson armrest can be used either on the ends or in the center or both. Each armrest is high quality and powder-coated to ensure a long lifespan.

Model	Weight	Part Number
Heritage, BLA	5 lbs	PB1076
Heritage, GRE	5 lbs	PB1077
Jameson, BLA	5 lbs	PB1078
Jameson, GRE	5 lbs	PB1079

GRA



TRASH LINERS

ex. PB 32GLINER

We offer heavy duty trash liners for each receptacle in the Frog Furnishings line. Replace your existing liners with these highly durable liners or buy them for one of your new Frog receptacles.

Model	Weight
32 gal Round	6 lbs

*due to supply constraints, the product pictured may not be the product shipped

GRA



DOMES LIDS

ex. PB 32DOME

Each trash liner in the Frog Furnishings line comes with the option to add a round dome lid. These dome lids are commercial grade plastic lids great for keeping the rain out and the trash in. All dome lids have a heavy duty hinged door.

Model	Weight
32 gal Round	5 lbs

*due to supply constraints, the product pictured may not be the product shipped



RAIN BONNETS

ex. PB 32RBONBLU

Made from HDPE plastic sheet and Resinwood, Frog's rain bonnets provide the perfect solution for keeping mother nature out and keeping trash in. Fits all round and square trash receptacles.

Model	Weight
32 gal Round	12 lbs
32 gal Square	12 lbs

MOUNTING OPTIONS


Many of Frog's site furnishings are sturdy enough to be placed in service without using an in-ground or surface mount. However, all of our products are designed with easy mounting in mind.



J 1. In-Ground J-Bolt (PB 1999)

Frog's in-ground mounting kit is simple and effective. Simply attach our solid steel J-Bolts to the bottom of the plastic base, and set the base in concrete, quickcrete or dirt. The J-Bolt's shape makes it nearly impossible to pull out, and the below ground mount is guaranteed to last.

Box includes 4.



L 2. Surface L-Bracket (PB 1008)

Frog's surface mounting kits utilize a unique Poly-L bracket, which is pound for pound as strong as steel. Our Poly-L brackets are recommended for almost all products with plastic bases. Standard lag screws, Tap-Cons, or rebar can be used to secure the Poly-L bracket to any surface.

Box includes 2.



U 3. Surface U-Bracket (PB 1998)

Our standard U-Brackets are recommended for surface mounting our galvanized frame picnic tables and other items with irregular shaped bases. The galvanized U-Bracket will not rust, and is made to last.

Kit includes four brackets, eight screws, and one concrete drill bit.



T 4. In-Ground T-Mount (PB 1997)

Our round trash receptacles can be mounted into the ground with our Resinwood plastic T-Mount. This heavy duty and maintenance-free option allows for the receptacle to sit slightly above the ground.

Kit includes 1 mount.



W 5. Surface Wedge Anchor (RMO 6020)

The 3/8" concrete wedge anchor is used to secure metal frames to concrete surfaces. This type of mount kit is excellent for deterring theft or movement of products.

Kit includes 4 anchors.



B 6. Surface Elite Bolt (PB 1008JAY)

The Elite Bolt surface mount kit allows any product made with the Elite Series base to be secured to a concrete surface. A concrete drill bit is included as well as a drill bit for the plastic base and all necessary hardware for securing the base to the surface.

Kit includes 4 bolts and 2 bits.



P 7. Surface Post Mount (PB 1995)

The Surface Post mount can be used to secure any 4x4 post to a hard surface, such as concrete. The heavy duty black steel mount can be bolted to the surface and the 4x4 post can be secured by screwing through the holes in the mount into the fiberglass infused plastic post.



PB 6BLUSPOE

POLICIES

POLICIES & WARRANTY INFORMATION

FROG PRODUCT WARRANTY

Frog Furnishings guarantees all materials and workmanship for 5 years on any product made from Resinwood. Frog guarantees all materials and workmanship for one year on any product made of steel, aluminum, or a combination of metal and plastic. The guarantee excludes vandalism, improper use, corrosion caused by chemicals, and acts of God. Claims must be filed within the warranty timeframe of the original invoice date and must be accompanied by the original invoice or invoice number.

ORDERING MADE EASY

Ordering products is as simple as contacting Frog Furnishings through their website. A sales representative will then follow up with you, answer any questions, and provide you with up-to-date pricing and shipping information for all Frog products.

Please visit www.frogfurnishings.com/contact to get in touch with us.



15750 S. Keeler Terrace
Olathe, KS 66062
913-361-7611
info@frogfurnishings.com


frogfurnishings.com

  
@frogfurnishings