


# Maintenance Report

## Work Done

### Hi Everyone!


- We are currently working in the clubhouse adapting a new space for the HOA office, after this project we will start in the beach pool area to repair a broken pipe, that's run under the cool deck.
- As of today, we have rescued 5 water heaters that had reached the end of their life span.
- We repaired 13 pool pumps and installed a new one.
- Spa blowers were serviced Baja, Grande and Bonita.
- We continued to repair the fire fighting system, there are many parts that we have fixed but apparently, it is a complete reconstruction and the parts cannot be purchased in Puerto Peñasco, we made great improvements in the system.
- A new sand filter was installed in the slide pool.



# Maintenance Report

## Work Done

- The pavers were finished, and the stone tables were relocated.
- The palapas on the beach were separated and the leaves were changed, 120 palms were ordered to be trimmed, 13 are still pending.
- The red lights on the roofs were repaired (Obstruction Lights ).
- The restaurant's kitchen ceiling was repaired, it had been damaged by a water leak from the clubhouse bathrooms.
- The lights in all the pergolas, in the grill areas, have been replaced.





# We fixed 5 Spa heaters


We welded some pipes  
because they were leaking



Baja



Grande





Bonita

Spa Blowers have been fixed

# 13 PUMPS REPAIRED

We have labeled all the pumps with the day of service date, and every 8 months (4 February 2021) we will be service again





## Fire System

---

- We continue to repair the fire system, there are many parts that we have fixed.
- Apparently, a complete reconstruction will be needed, and the parts cannot be purchased in Puerto Peñasco, we have made improvements to the system



New Pump  
Installation on  
Slide Pool



# New Sand Filter Installation

---


Slide Pool




# Pavers installation in Bonita



After



Before








Obstruction Lights

“Before”

# Obstruction Lights “After”





Now all building have new operational Obstruction Lights

# Obstruction Lights

Obstruction lighting is the use of illumination to reveal any obstacles occupying air space and potentially causing danger to an aircraft, such as communication towers, wind turbines, and water tanks. These lights are placed at the highest point on the structure possible in order to avoid the lights being blocked by something else. This tactic has proved useful in greatly decreasing aircraft collisions and saving lives.



The lights in all the pergolas, in the grill areas, have been replaced.

---

