




SHOW #1

PATTERN BOOK

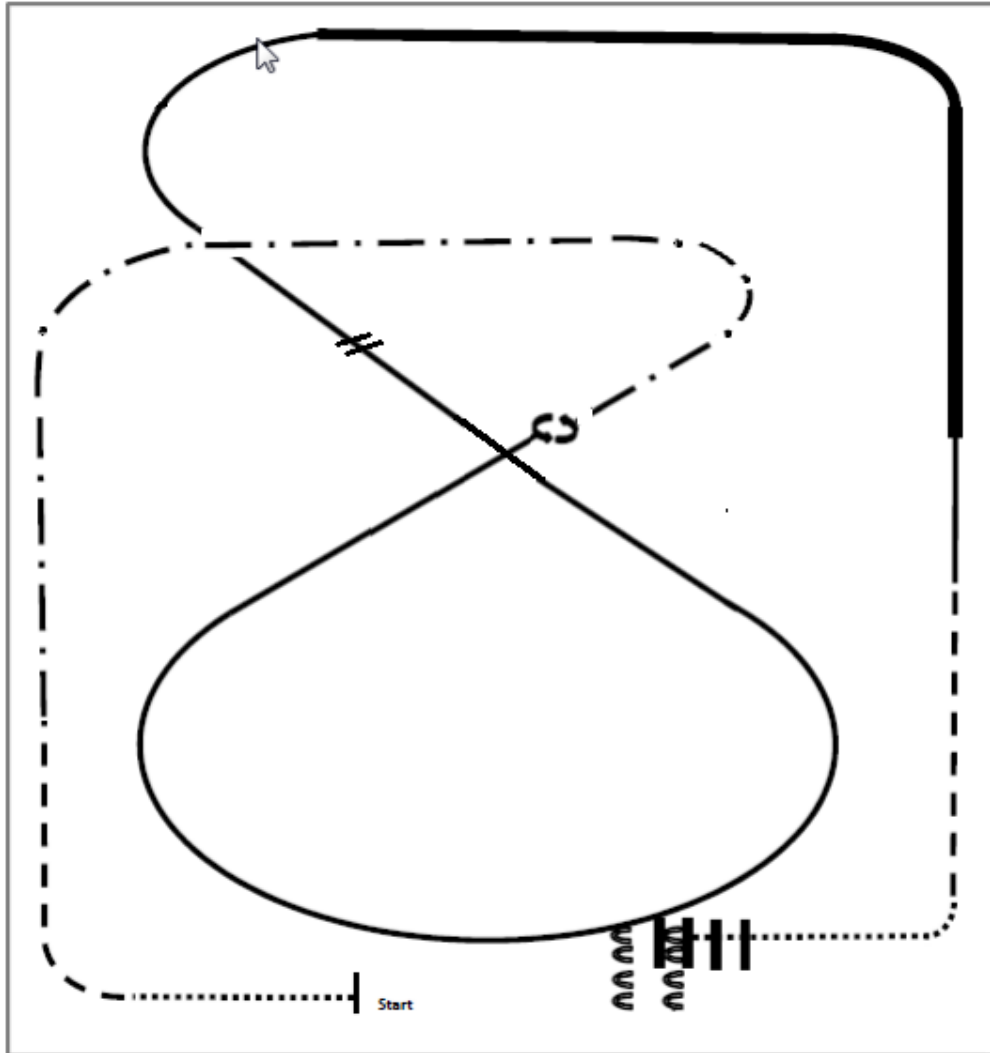
WWW.WESTCOASTRANCHHORSE.COM

RANCH RIDING – WALK TROT



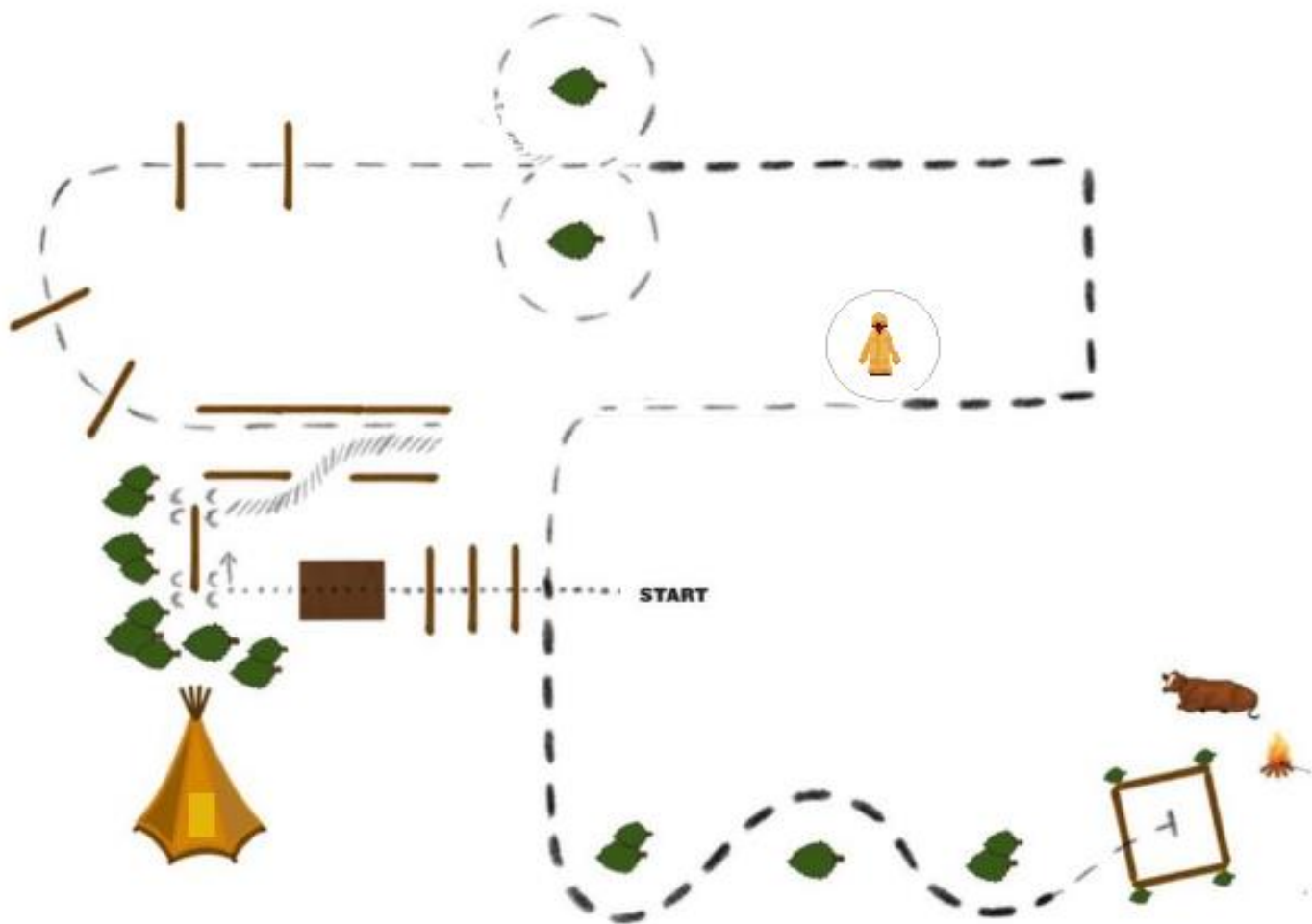
- | | |
|--------------------|-------------------------|
| 1. Walk | 5. Stop, 180 Left |
| 2. Trot | 6. Trot |
| 3. Stop, 360 Right | 7. Stop, Back |
| 4. Extended Trot | 8. Side Pass Pole Right |

RANCH RIDING – WALK TROT LOPE



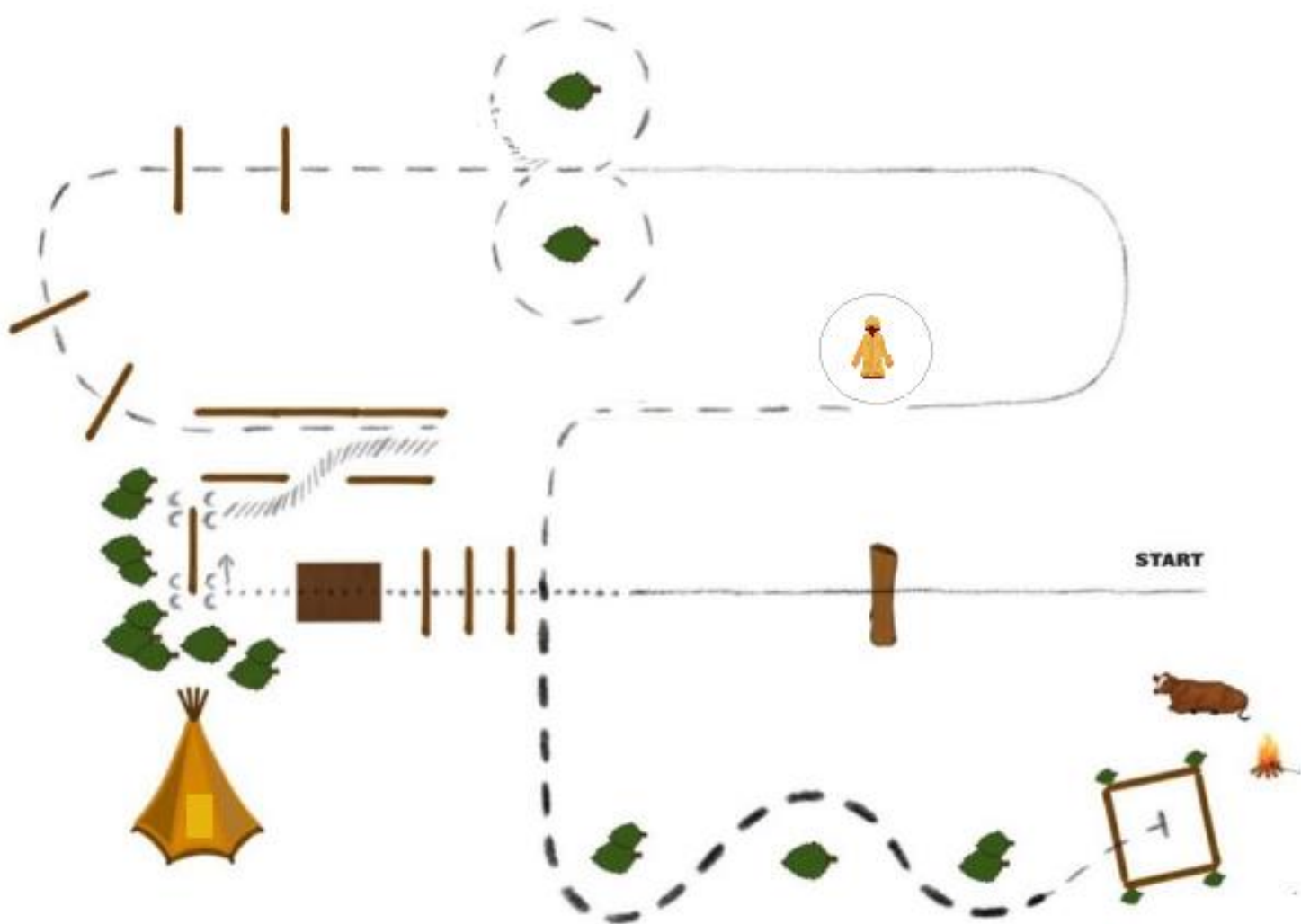
1. Walk
2. Trot
3. Ext. Trot
4. Stop, Turn left 360°
5. Lope left lead
6. Change leads
7. Lope right lead
8. Ext. Lope right lead, Lope right lead
9. Trot
10. Walk
11. Walk over
12. Sidepass left

RANCH TRAIL - WALK TROT



1. Walk, walk over poles & bridge
2. Stop, sidepass right over pole
3. Back as shown and into chute
4. Trot over logs
5. Trot figure 8 (either way first)
6. Extended trot
7. Stop, pick up slicker, extended walk circle, replace slicker
8. Trot, extended trot around bushes as shown
9. Walk into box, stop, 360 left, walk out

RANCH TRAIL – WALK TROT LOPE



1. Lope left lead over log
2. Walk, walk over poles & bridge
3. Stop, sidepass right over pole
4. Back as shown and into chute
5. Trot over logs
6. Trot figure 8 (either way first)
7. Lope right lead
8. Stop, pick up slicker, extended walk circle, replace slicker
9. Trot, extended trot around bushes as shown
10. Trot into box, stop, 360 left, walk out