



SHOW #3

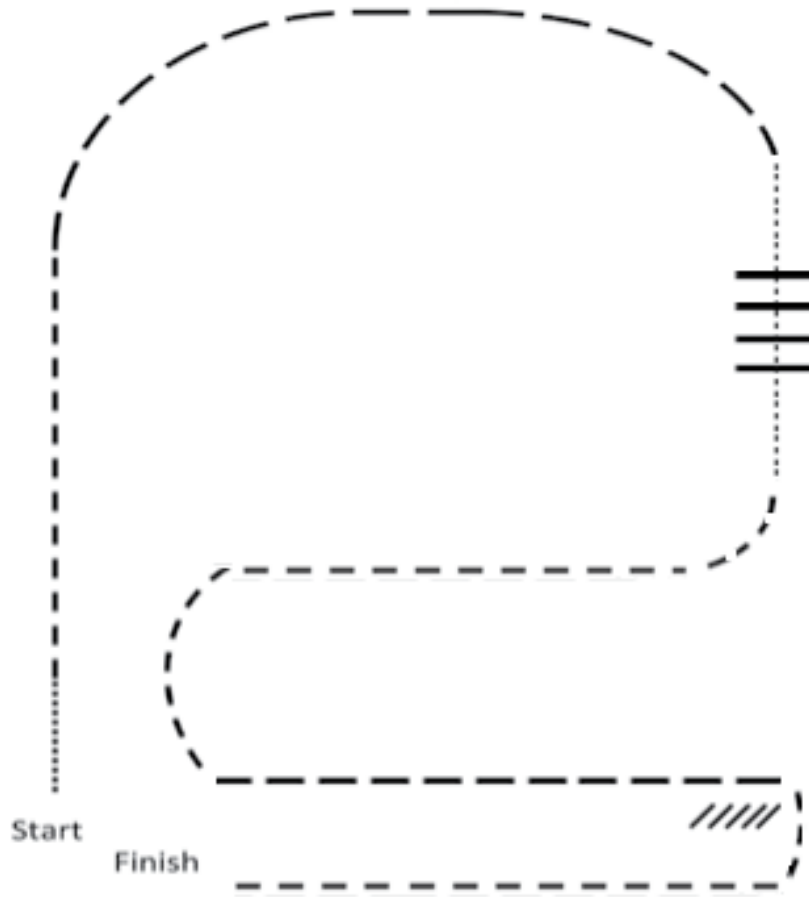
‘SPOOKTACULAR’

PATTERN BOOK

---

[WWW.WESTCOASTRANCHHORSE.COM](http://WWW.WESTCOASTRANCHHORSE.COM)

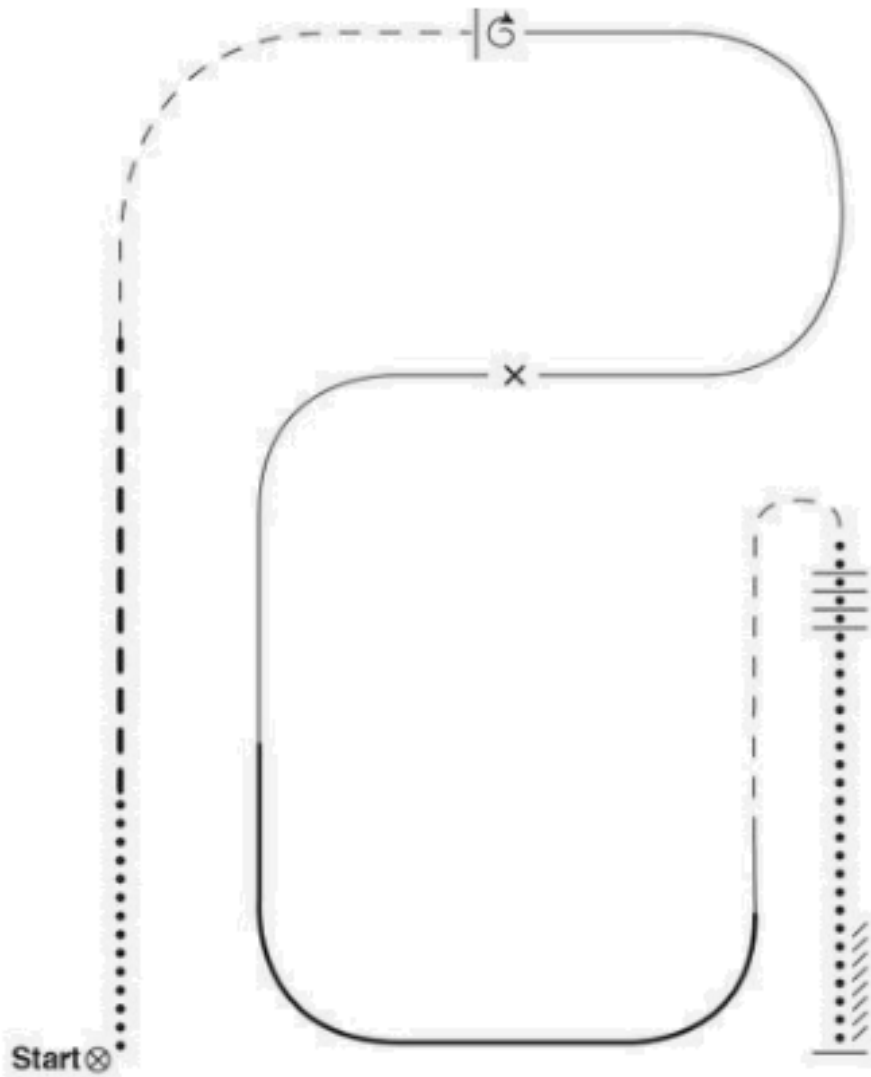
# RANCH RIDING – WALK TROT



 JENNIFER DAWSON COURSE DESIGN

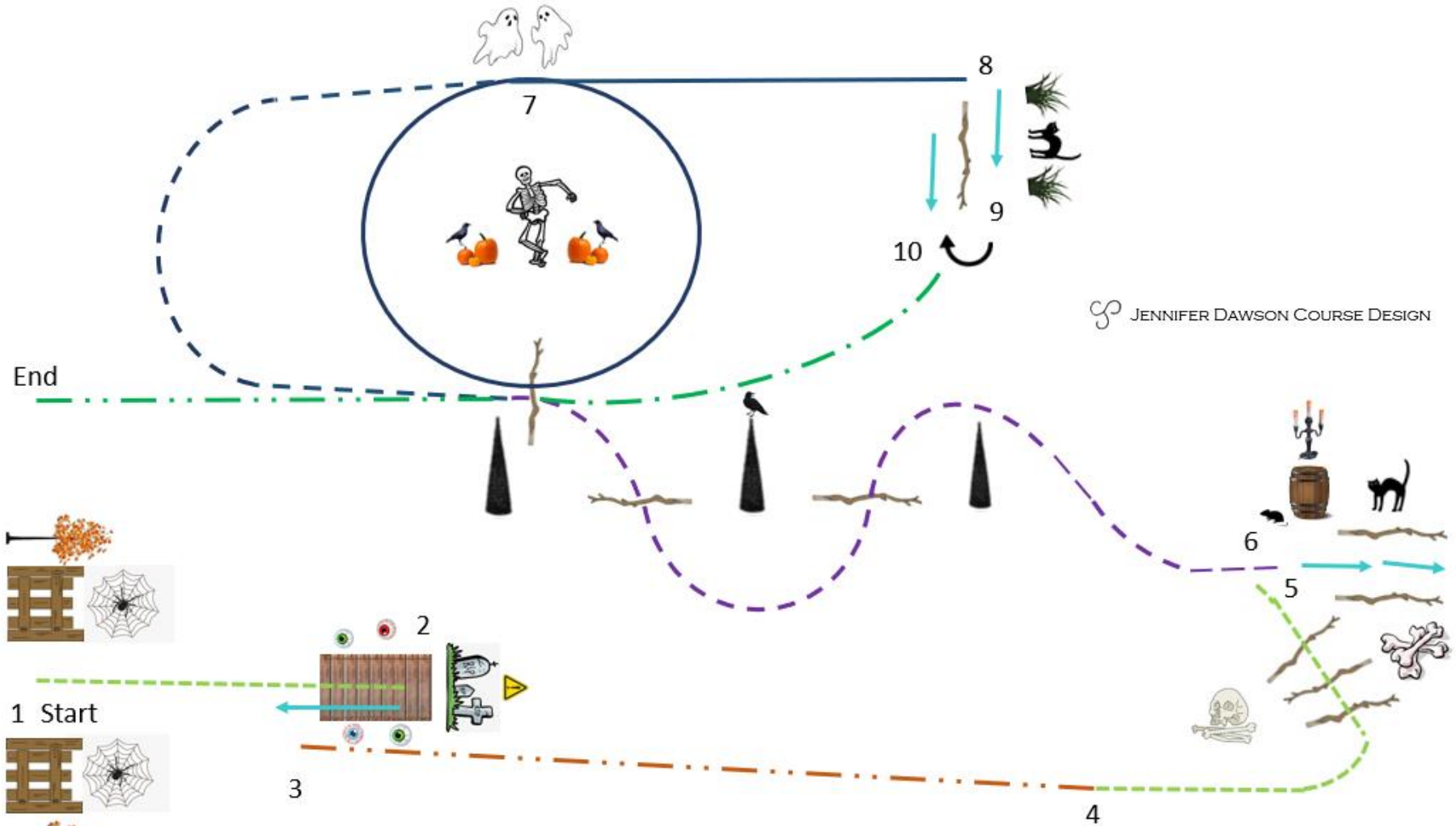
1. Walk 3 horse lengths
2. Trot
3. Extended trot
4. Walk, walk over poles
5. Trot
6. Extended trot
7. Stop and back
8. Trot to exit

# RANCH RIDING – WALK TROT LOPE



- |                    |                           |
|--------------------|---------------------------|
| 1. Walk            | 7. Lope left lead         |
| 2. Extended trot   | 8. Extended lope, collect |
| 3. Trot            | 9. Trot                   |
| 4. Stop, 360 right | 10. Walk over logs        |
| 5. Lope right lead | 11. Walk                  |
| 6. Change leads    | 12. Stop and back         |

# SPOOKY RANCH TRAIL – ALL DIVISIONS



1. Work gate right hand push
2. Walk onto bridge, back off
3. Extended trot
4. Walk, walk through boneyard
5. Stop, pick up item, back chute, walk forward, stop, replace item
6. Trot around trees and poles as shown
7. WT: Trot circle and over log  
WTL: Lope right lead circle and over log
8. Stop, sidepass log right
9. 180 right
10. Extended trot over pole and to exit