



Int'l Ranch Horse Ranch Horse Classic

SHOW #3

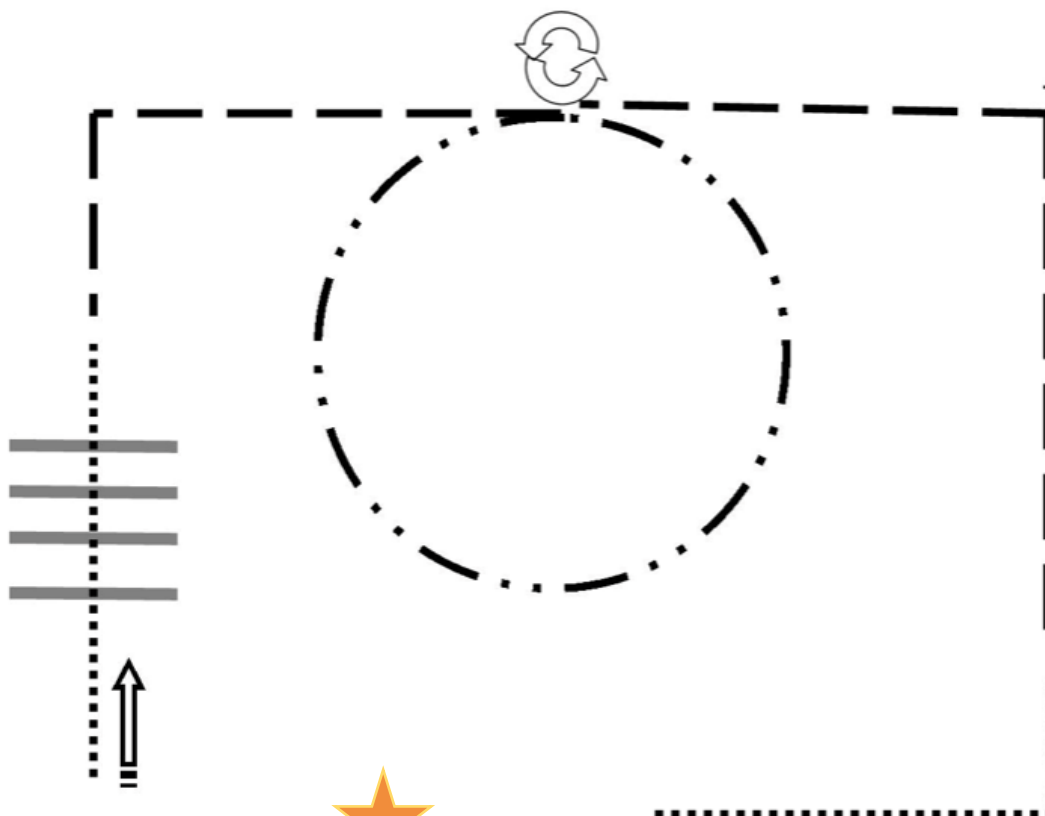
PATTERN BOOK





RANCH RIDING – WALK TROT

1. WALK
2. EXTEND TROT 1/2 WAY UP THE ARENA
3. TURN LEFT EXTEND TROT TO CENTER
4. TROT CIRCLE TO THE LEFT
5. STOP
6. 360 degree TURN TO LEFT
7. EXTENDED TROT
8. WALK OVER RAILS
9. STOP & BACK ONE HORSE LENGTH

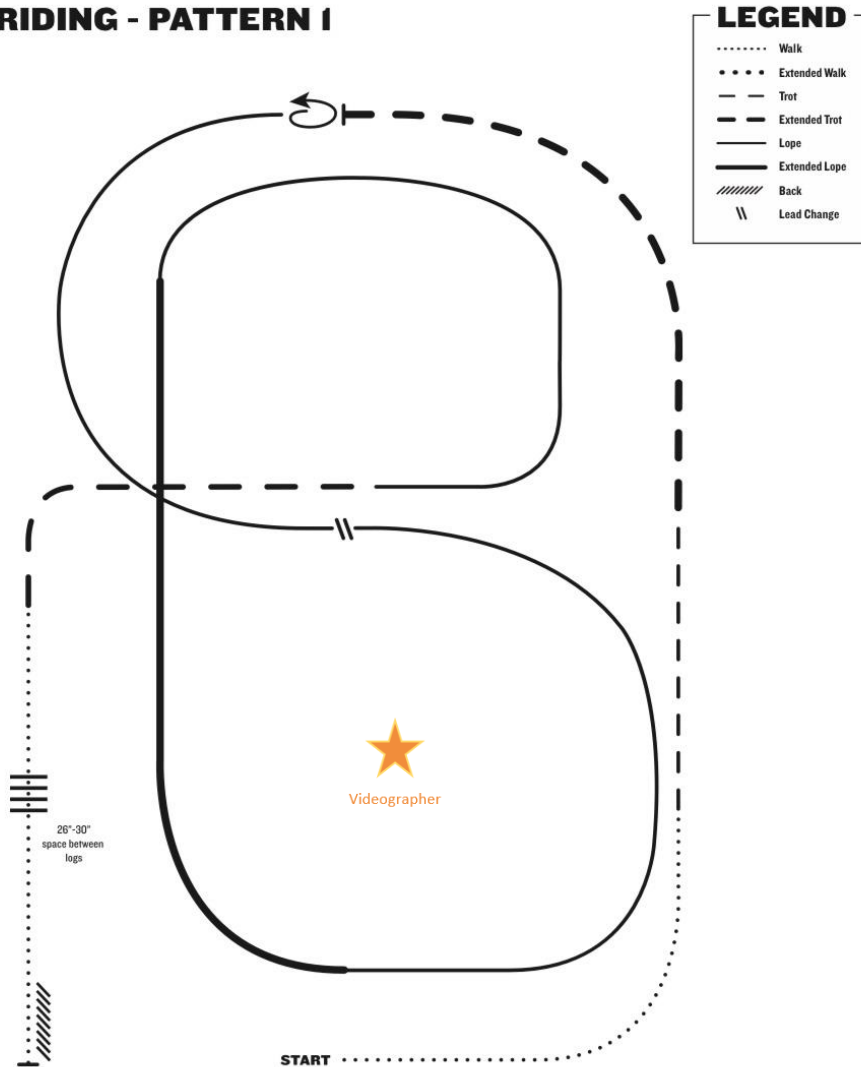


Videographer



RANCH RIDING – WALK TROT LOPE

RANCH RIDING - PATTERN I



1. Walk
2. Trot
3. Extend the trot, at the top of the arena, stop
4. 360° turn left
5. Left lead 1/2 circle, lope to the center
6. Change leads (simple or flying)
7. Right lead 1/2 circle
8. Extended lope up the long side of the arena (right lead)
9. Collect back to a lope around the top of the arena and back to center
10. Break down to an extended trot
11. Walk over logs
12. Stop and back

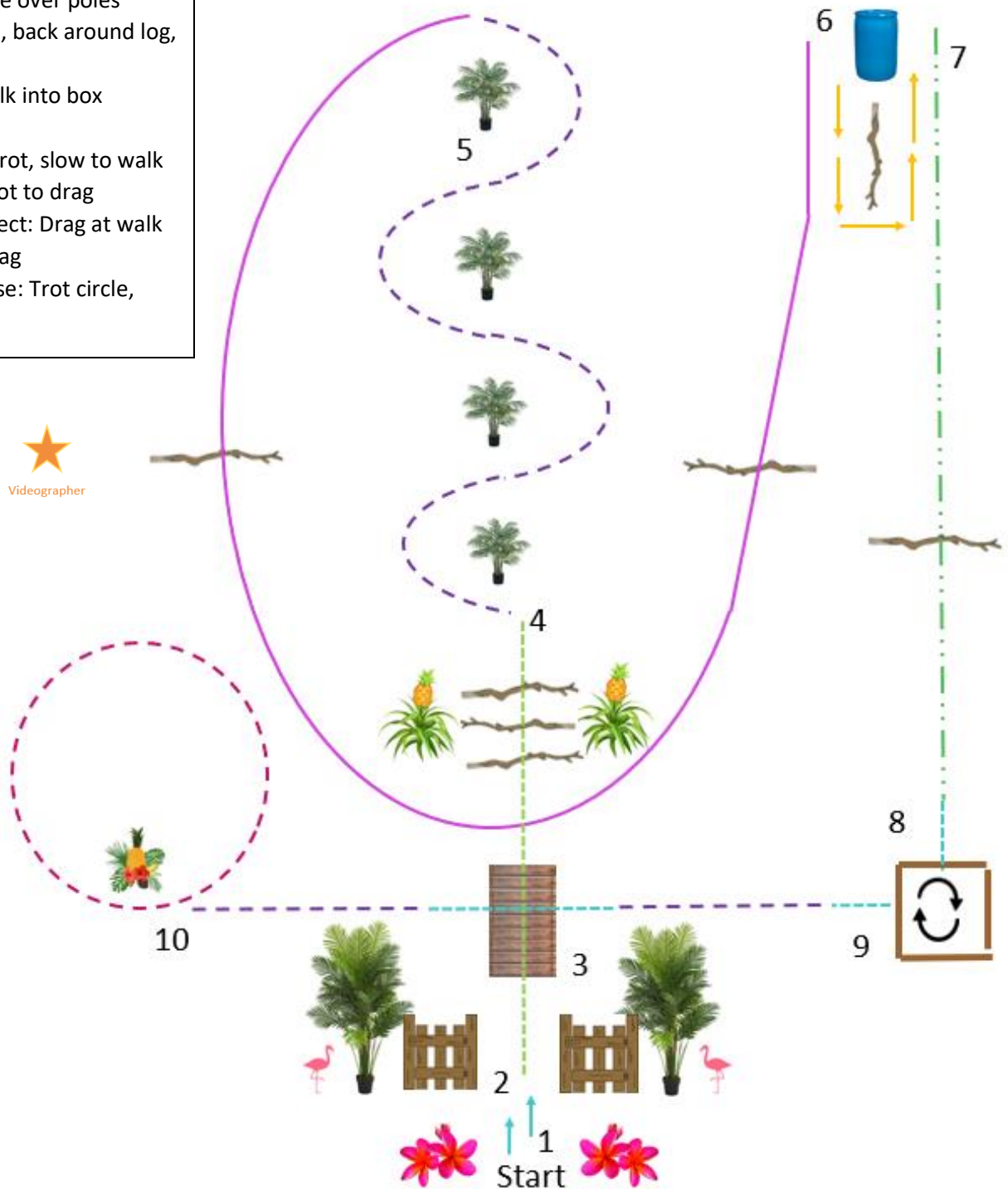
Note: The drawn description of this pattern is only intended for the general depiction of the pattern. Exhibitors should utilize the arena space to best exhibit their horses.

Revised 05-2021

TROPICAL RANCH TRAIL – WALK TROT LOPE

1. Sidepass right to gate
2. Work gate right hand push
3. Pivot ¼ turn left, walk bridge, walk poles
4. Trot serpentine
5. Lope left lead, lope over poles
6. Stop, pick up item, back around log, replace item
7. Extended trot, walk into box
8. 1 ¼ turn right
9. Walk out of box, trot, slow to walk to cross bridge, trot to drag
10. Open/Am/Am Select: Drag at walk or trot, replace drag
11. Youth, Green Horse: Trot circle, stop

*Put on lei before beginning pattern



TROPICAL RANCH TRAIL – WALK TROT

*Put on lei before beginning pattern

1. Sidepass right to gate
2. Work gate right hand push
3. Pivot ¼ turn left, walk bridge, walk poles
4. Trot serpentine and circle around last bush, trot to barrel
5. Stop, pick up item, back around log, replace item
6. Extended trot, walk into box
7. 1 ¼ turn right
8. Walk out of box, trot, slow to walk to cross bridge, trot to drag
9. Extended walk circle and to exit

