

# INTERNATIONAL RANCH HORSE WORLD SHOW 2022

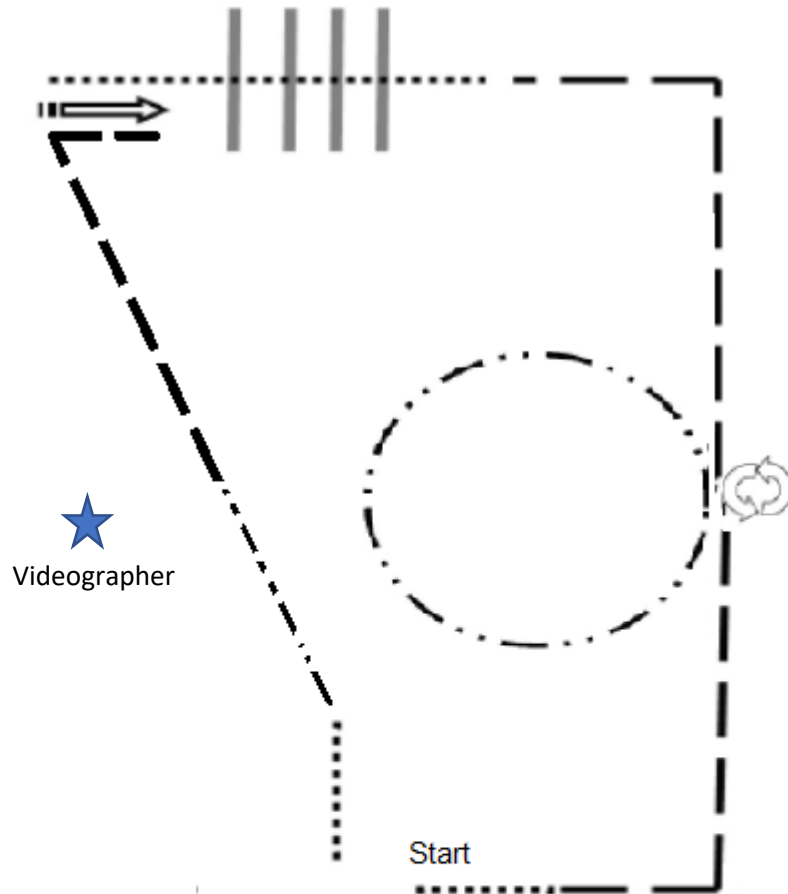
## PATTERN BOOK



---

[WWW.IRANCHHORSE.COM](http://WWW.IRANCHHORSE.COM)  
[WWW.WESTCOASTRANCHHORSE.COM](http://WWW.WESTCOASTRANCHHORSE.COM)

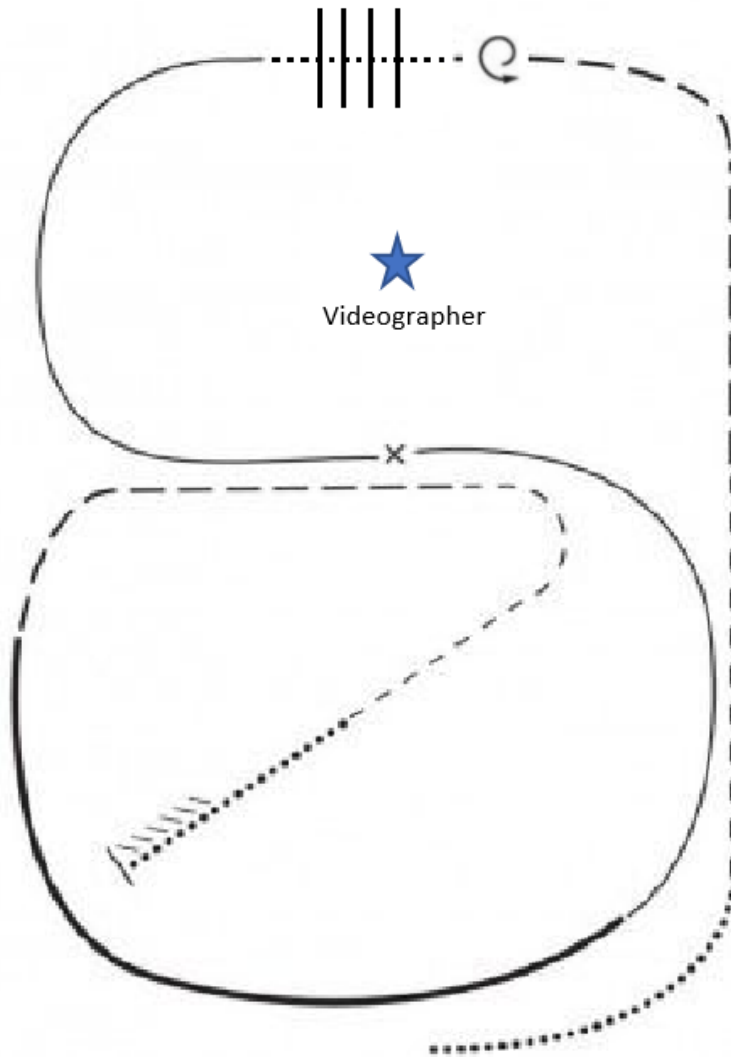
# RANCH RIDING – WALK TROT



1. Walk
2. Extended trot
3. Stop and 360 left
4. Trot circle to left
5. Extended trot
6. Walk poles
7. Stop and back
8. Extended trot
9. Trot
10. Walk to exit



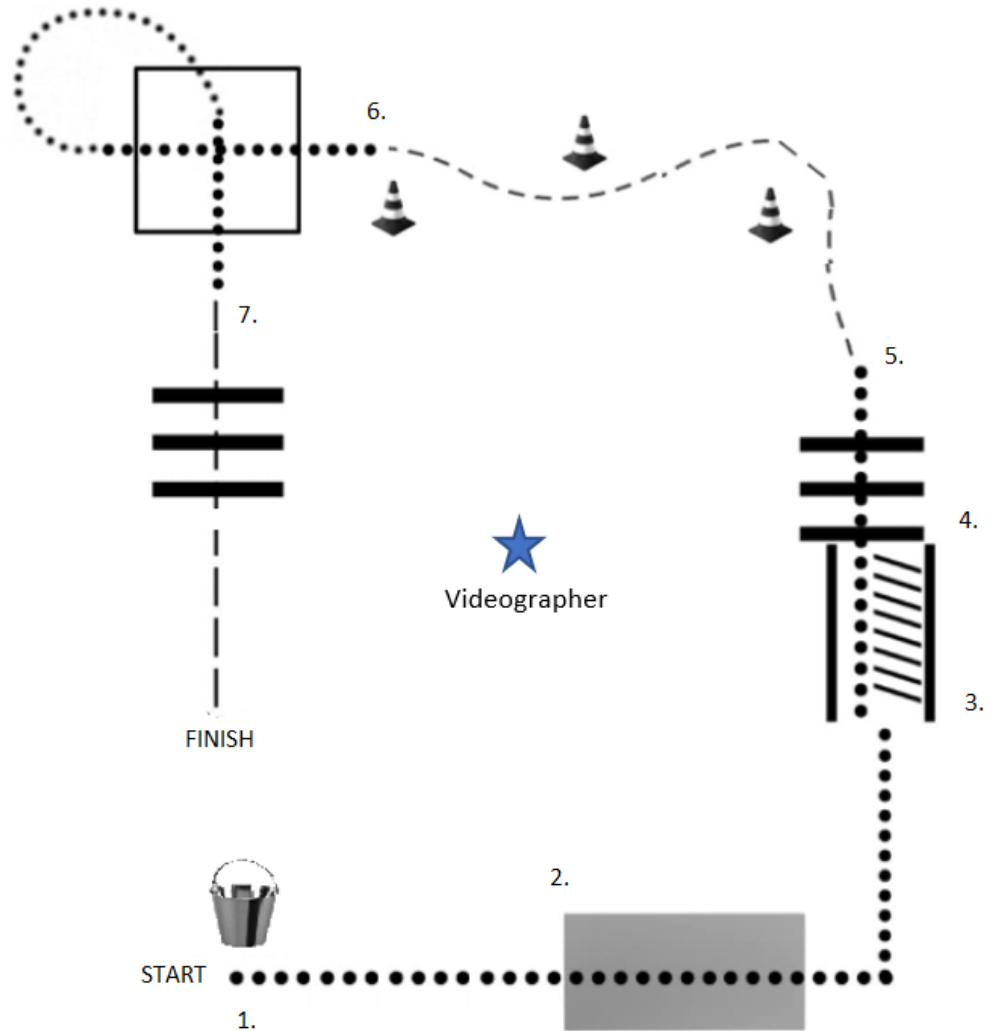
# RANCH RIDING – WALK TROT LOPE



1. Walk
2. Trot
3. Extended trot
4. Stop and 360 left
5. Walk poles
6. Lope left lead
7. Change leads, simple or flying
8. Lope right lead
9. Extended lope
10. Extended trot
11. Trot
12. Walk
13. Stop and back



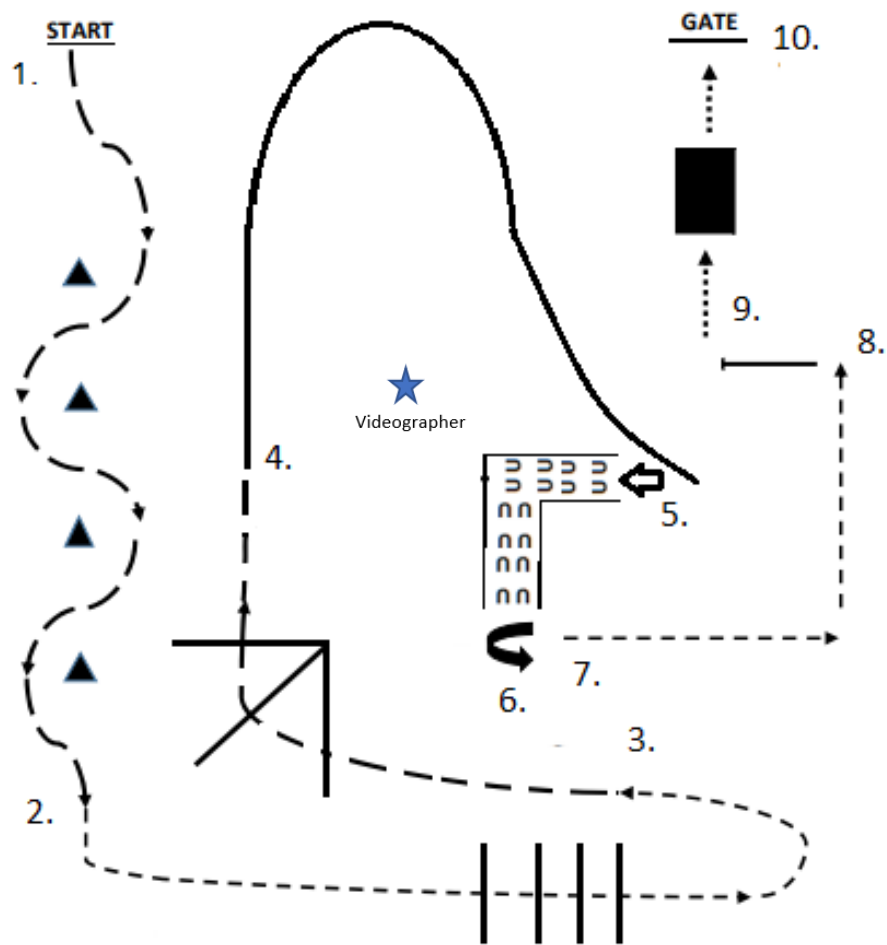
# RANCH TRAIL – LEADLINE & IN-HAND



1. Pick up bucket, walk 20 feet and set down (handler can assist leadliners)
2. Walk bridge, turn corner at walk
3. Walk into chute, back chute
4. Walk over poles
5. Trot around cones
6. Walk through box as shown
7. Trot poles, stop



# RANCH TRAIL – ALL WT & WTL DIVISIONS



1. Pick up rope, secure to saddle before beginning, extended trot serpentine
2. Trot, trot over poles extended walk after poles
3. Extended trot over poles
4. WT Divisions: Continue extended trotting  
WTL Divisions: Lope right lead
5. Continue to in front of chute, stop, back chute & out of chute
6.  $\frac{3}{4}$  turn left
7. Trot, trot around corner
8. Stop, side pass left, stop
9. Walk, walk bridge
10. Work gate, either hand push

