

RANCH HORSE CELEBRATION 2024



Featuring

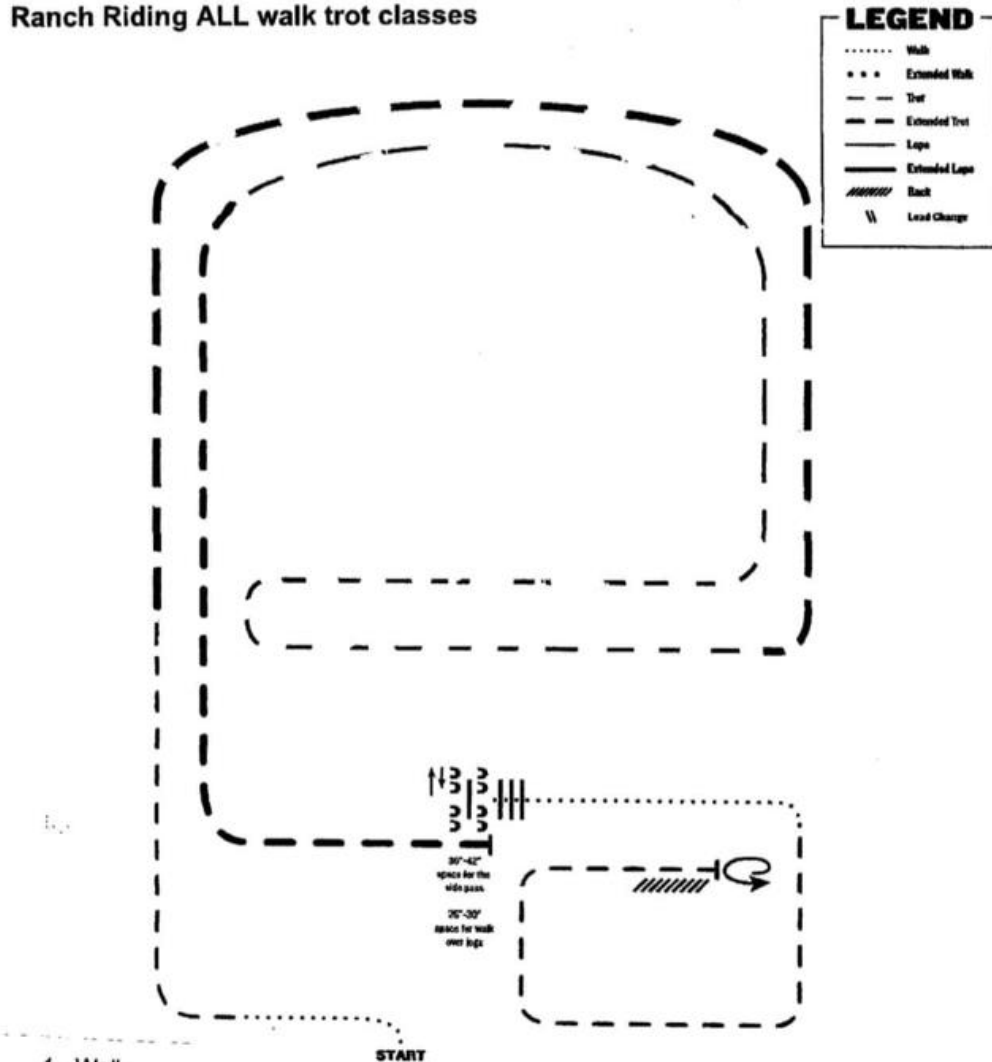


WWW.WESTCOASTRANCHHORSE.COM

RANCH RIDING – WALK TROT

(Short Stirrup, Green Rider WT & Green Horse WT)

Ranch Riding ALL walk trot classes



1. Walk
2. 2 Trot
3. Extended trot
4. Trot
5. Extended trot
6. Stop, side pass Left, side pass Right ½ way
7. Walk over poles
8. Trot
9. Stop, 360 turn Left and back

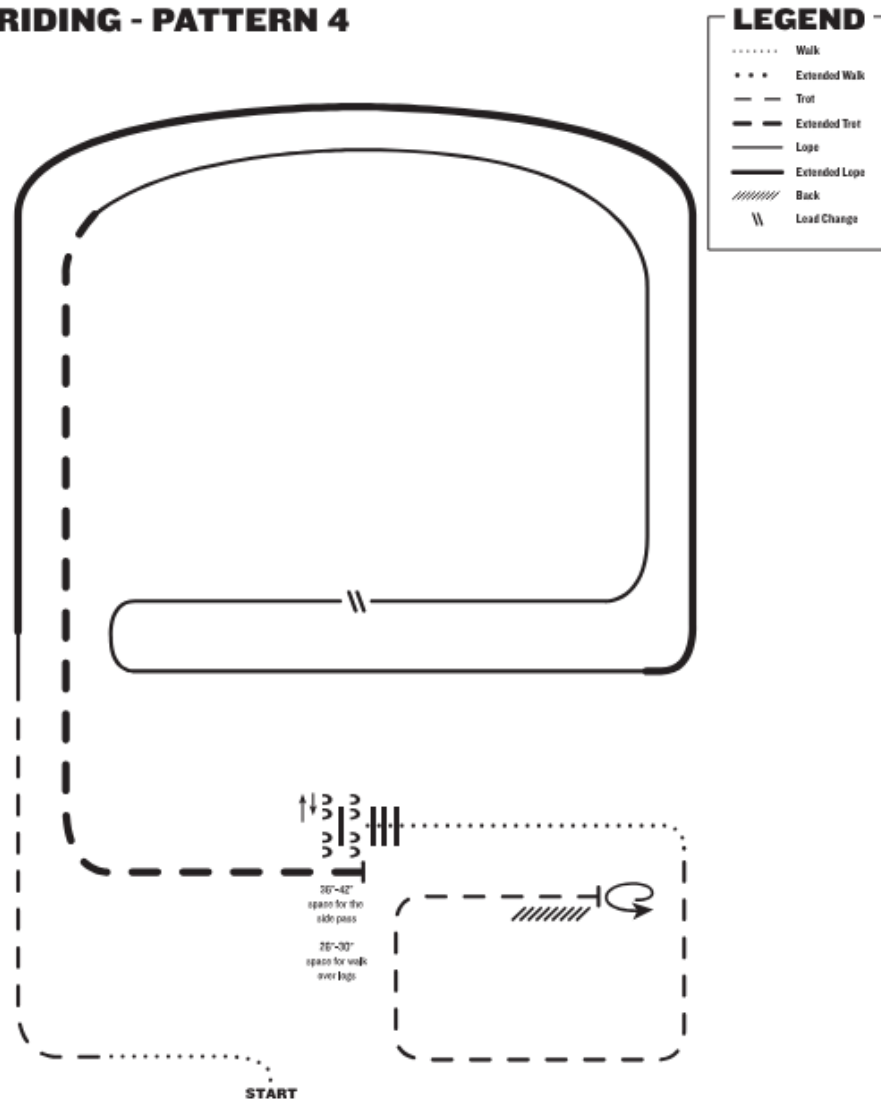
Note: The drop in elevation of this arena is only around 1 in 100 feet. The general direction of the arena is from the top left to the bottom right. The arena is not a perfect square and the poles are not perfectly square.

Revised 05-2021

RANCH RIDING – WTL

(Open, Amateur, Am. Select, Am. Ltd, Youth & Green Horse WTL)

RANCH RIDING - PATTERN 4



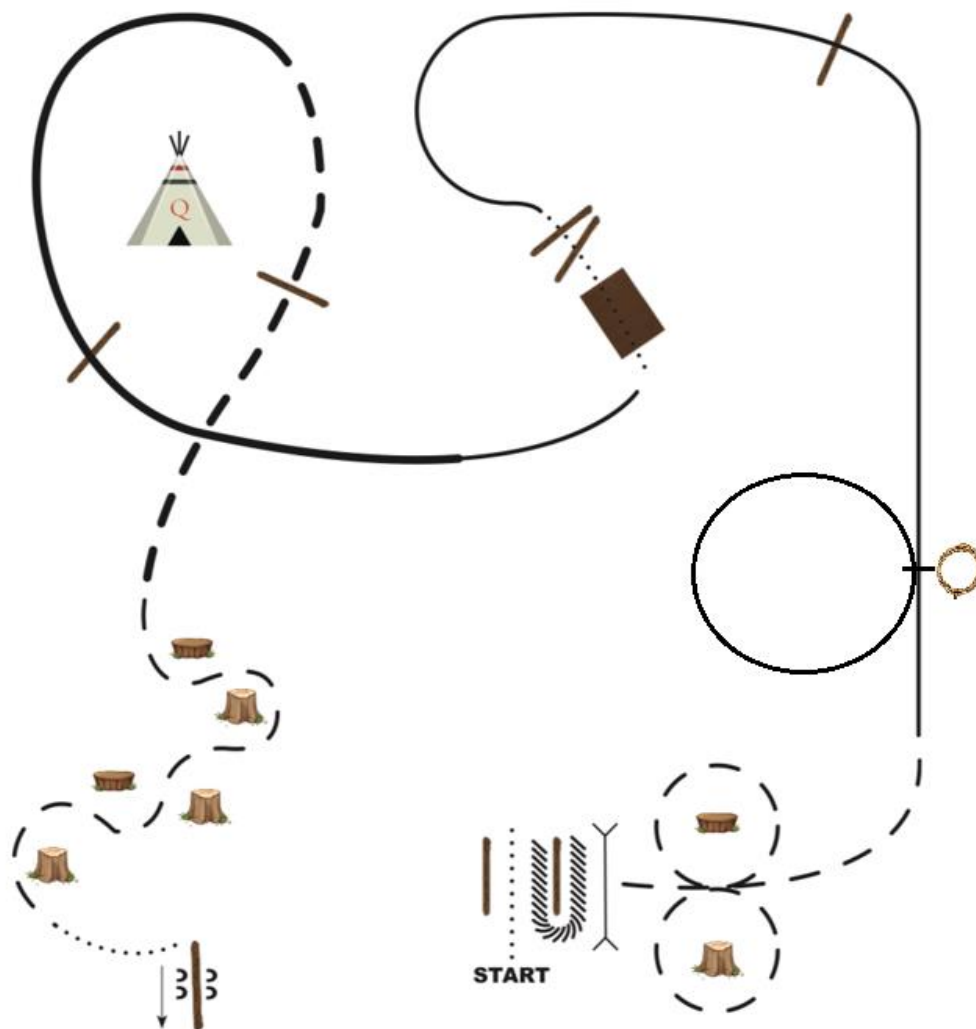
- I. Walk
2. Trot
3. Extended lope right lead
4. Lope right lead
5. Change leads (simple or flying)
6. Lope left lead
7. Extended trot
8. Stop, side pass left, side pass right, 1/2 way
9. Walk over logs
10. Walk
- II. Trot square
12. Stop, 360° turn left, and back

Note: The drawn description of this pattern is only intended for the general depiction of the pattern. Exhibitors should utilize the arena space to best exhibit their horses.

Revised 05-2021

RANCH TRAIL – WTL

(Open, Amateur, Am. Select, Am. Ltd, Green Horse WTL & Youth)

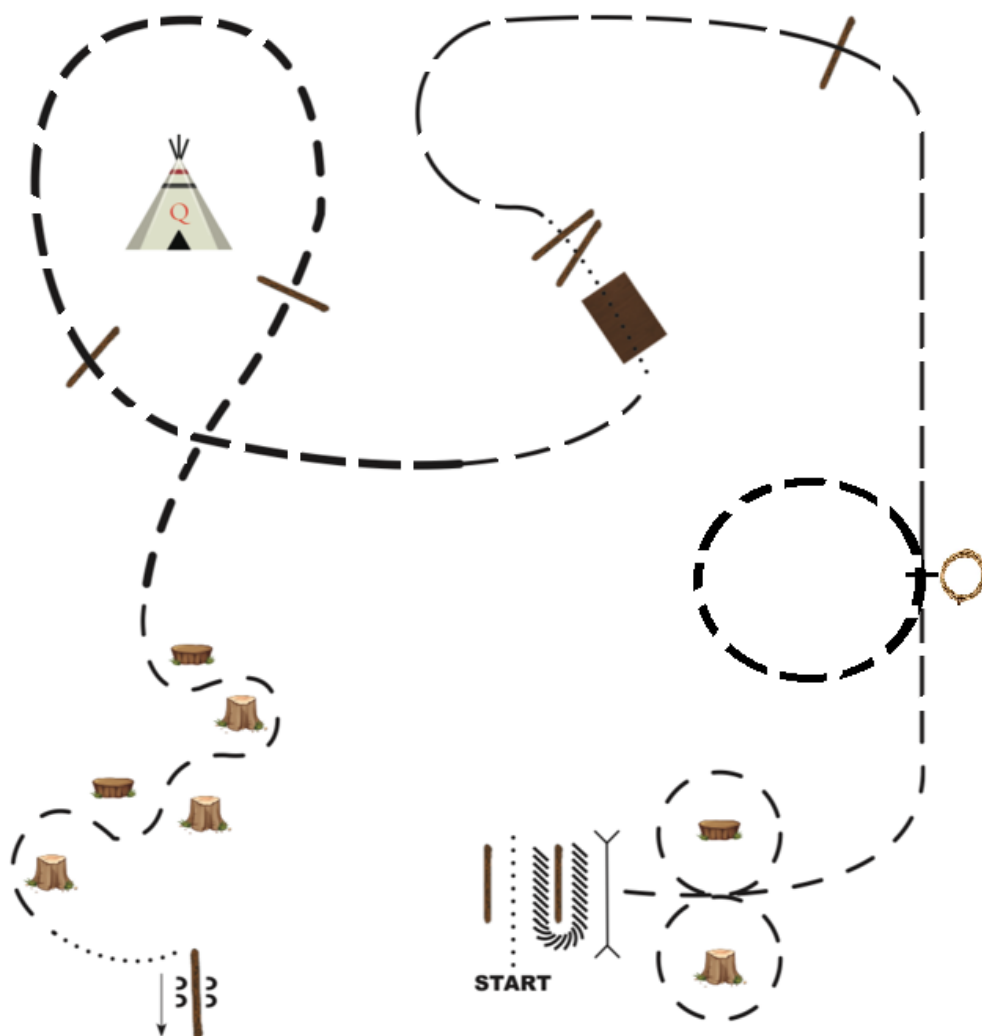


1. Walk into chute, stop, back U to gate
2. Work gate, left hand
3. Trot figure 8 around stumps, either direction first
4. Lope left lead, stop at rope stand, lope left lead circle, replace rope
5. Lope log as shown
6. Walk logs and bridge
7. Lope, progress to extended lope and over log
8. Extended trot and over log
9. Collect to trot, trot around stumps and plants
10. Walk, stop, sidepass right

Adapted from AQHA Level 1 West Championships Ranch Trail pattern

RANCH TRAIL – WALK TROT

(Short Stirrup, Green Rider and Green Horse WT)



1. Walk into chute, stop, back U to gate
2. Work gate, left hand
3. Trot figure 8 around stumps, either direction first, trot to rope stand
4. Stop at rope stand, extended trot left circle, replace rope
5. Trot log as shown
6. Walk logs and bridge
7. Trot, progress to extended trot and over logs
8. Collect to trot, trot around stumps and plants
9. Walk, stop, sidepass right

Adapted from AQHA Level 1 West Championships Ranch Trail pattern

5 | Page

Ranch Horse Celebration & WCRH Championships
WCRH 2024

www.westcoastranchhorse.com