

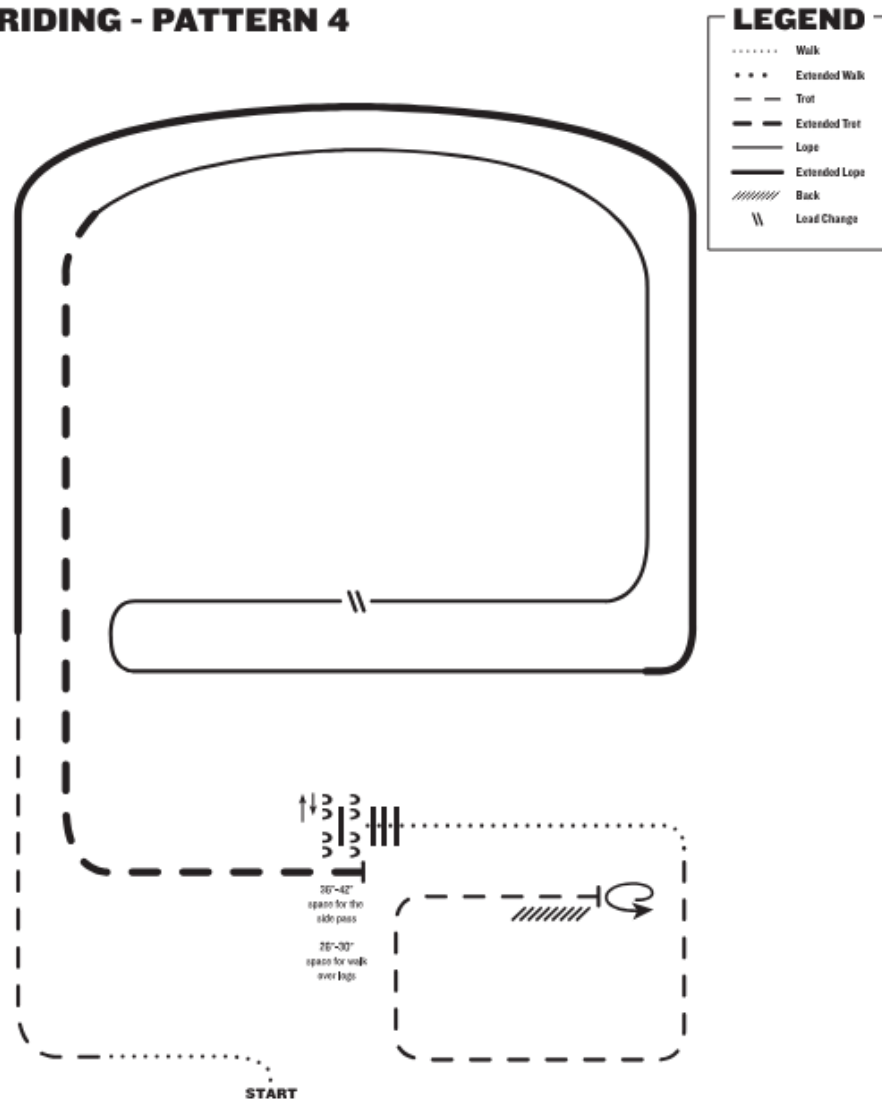
RANCH HORSE CELEBRATION 2026



RANCH RIDING #1 SATURDAY- WTL

(Open, Amateur, Am. Select, Am. Ltd, Rookie, L1 classes, Non Pro, Youth & Green Horse WTL)

RANCH RIDING - PATTERN 4



1. Walk
2. Trot
3. Extended lope right lead
4. Lope right lead
5. Change leads (simple or flying)
6. Lope left lead
7. Extended trot
8. Stop, side pass left, side pass right, 1/2 way
9. Walk over logs
10. Walk
11. Trot square
12. Stop, 360° turn left, and back

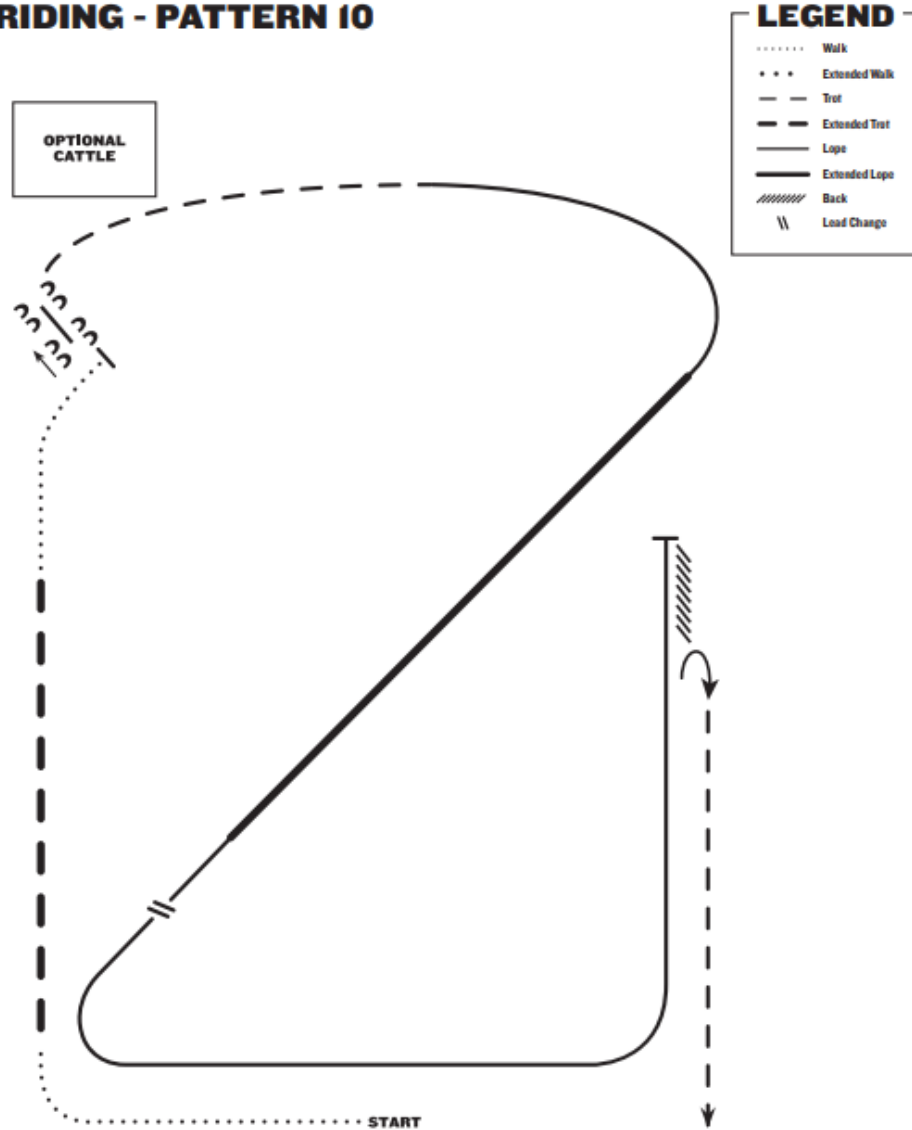
Note: The drawn description of this pattern is only intended for the general depiction of the pattern. Exhibitors should utilize the arena space to best exhibit their horses.

Revised 05-2021

RANCH RIDING #2 SUNDAY – WTL

(Open, Amateur, Am. Select, Rookie, L1 classes, & Youth)

RANCH RIDING - PATTERN 10



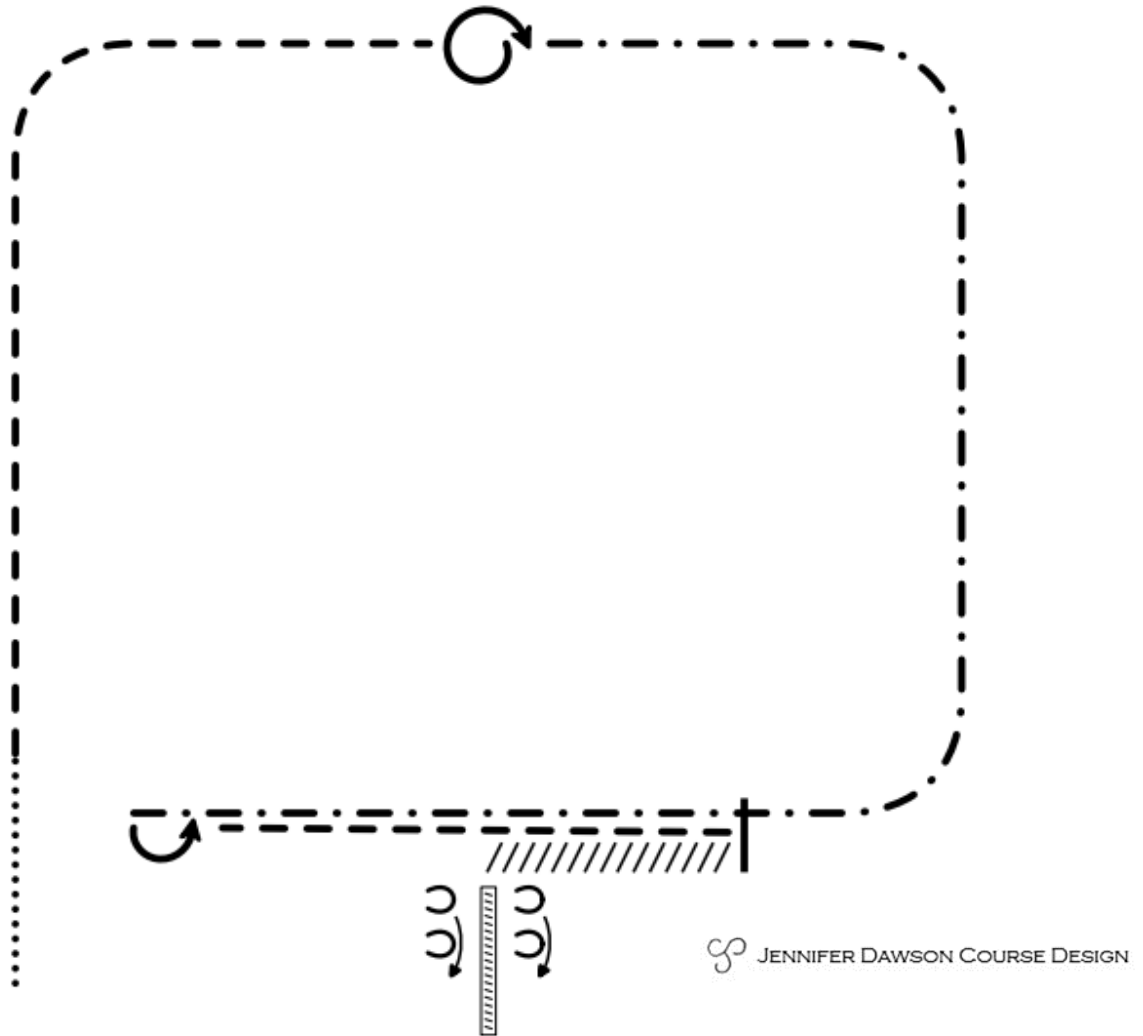
LEGEND	
.....	Walk
.....	Extended Walk
- - - -	Trot
- - - -	Extended Trot
————	Lope
————	Extended Lope
//////	Back
∩	Lead Change

- I. Walk
2. Extended trot
3. Walk
4. Stop, side pass left over log
5. Trot
6. Lope right lead
7. Extended lope right lead
8. Collect lope and change leads (simple or flying)
9. Lope left lead
10. Stop and back
- II. 1/2 turn right
12. Trot

Note: The drawn description of this pattern is only intended for the general depiction of the pattern. Exhibitors should utilize the arena space to best exhibit their horses.

RANCH RIDING #2 SUNDAY – WALK TROT

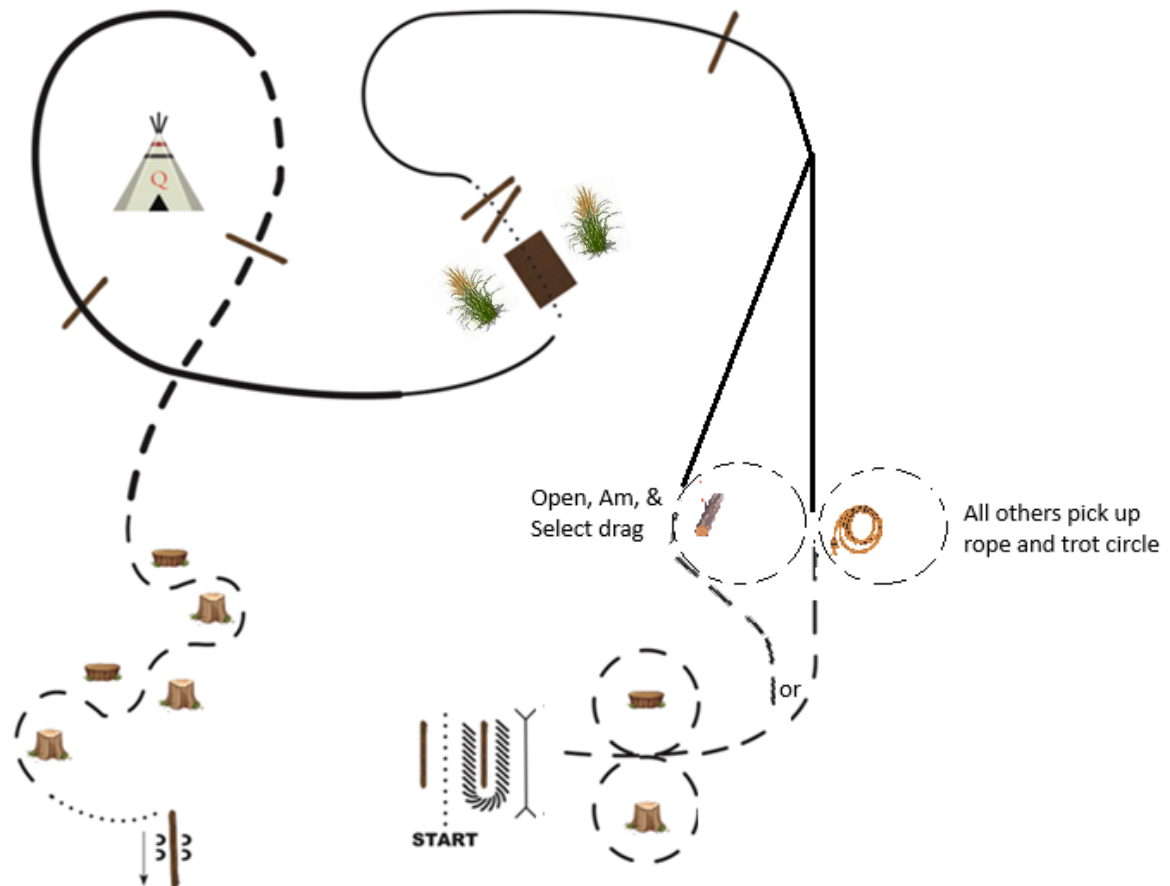
(Small Fry)



1. Walk
2. Trot
3. Stop and spin 360 right
4. Extended trot
5. Stop, 180 left
6. Trot
7. Stop and Back
8. Sidepass pole right

RANCH TRAIL #1 SATURDAY – WTL

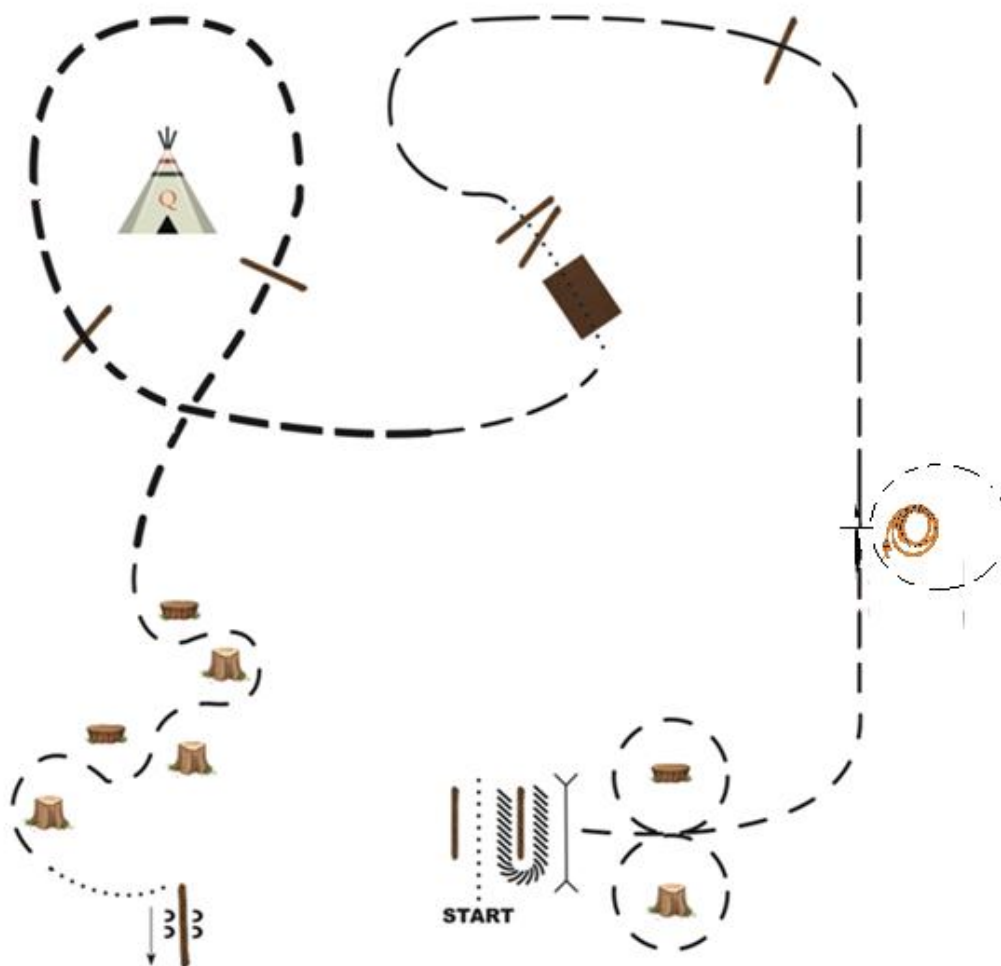
(Open, Amateur, Am. Select, Am. Ltd, L1, Green Horse WTL, Non Pro & Youth)



1. Walk into chute, stop, back U to gate
2. Work gate, left hand
3. Trot figure 8 around stumps, either direction first
4. *Open, Am, Select*: Trot to drag stand, drag at walk or trot to right, stop, replace drag
Youth, Am Ltd, Non Pro, Rookie & L1 classes (do not drag): Trot, stop at rope stand, pick up rope, trot circle to right, stop, replace rope
5. Lope log as shown
6. Walk logs and bridge
7. Lope, progress to extended lope and over log
8. Extended trot and over log
9. Collect to trot, trot around stumps and plants
10. Walk, stop, sidepass right

RANCH TRAIL #1 SATURDAY – WALK TROT

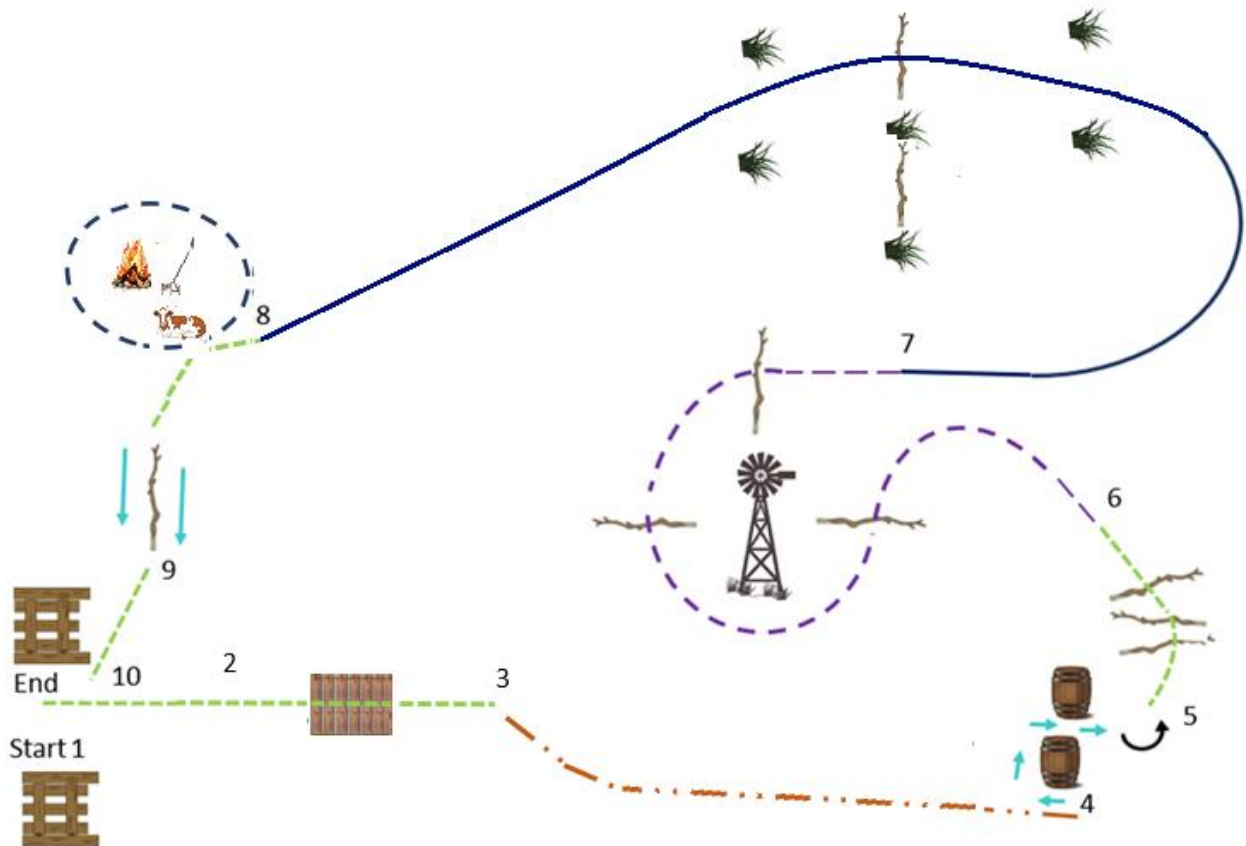
(Short Stirrup, Green Rider, Youth WT and Green Horse WT)



1. Walk into chute, stop, back U to gate
2. Work gate, left hand
3. Trot figure 8 around stumps, either direction first, trot to rope stand
4. Stop at rope stand, pick up rope, trot circle right, stop, replace rope
5. Trot log as shown
6. Walk logs and bridge
7. Trot, progress to extended trot and over logs
8. Collect to trot, trot around stumps and plants
9. Walk, stop, sidepass right

RANCH TRAIL # 2 SUNDAY – WTL

(Open, Amateur, Am. Select, Rookie, L1, & Youth)



1. Open gate, right hand push, leave open
2. Walk, walk over bridge
3. Extended trot and stop at barrel
4. Stop and back around barrel as shown
5. $\frac{3}{4}$ turn to left and walk over logs
6. Trot as shown and over logs
7. Lope left lead as shown, around plants and over log
8. Walk to calf
Open, Am & Select: Drag faux calf around branding fire, stop, replace drag
Youth, Rookie & L1 classes (do not drag): Trot circle around branding fire
9. Walk to log, sidepass left
10. Walk to gate, go through gate, close gate, exit