

The "business" of culling

Yuval Noah Harari: "We just don't need the vast majority of you. Organisms are algorithms"

That means us...

World Economic Forum (WEF) adviser [Yuval Noah Harari](#) considers the human population to be obsolete, useless, redundant and "Hackable." - "Common people" are right to be fearful of a future in which they will be made "redundant". - <https://thepeoplesvoice.tv/wef-humans-are-plague-ai-cure/>

We are on the threshold of their Final Solution, control of all communication channels to issue ultimatums to humanity, manage reactions and create solutions, the "Do what I say, or else."



While you are sold to believe that America has reliable, compassionate, caring, and modern health care and you should live a good long life. **It's a lie.** The average family paid \$22,463 in health insurance premiums in 2022, not including out-of-pocket co-pays and deductibles. More than 100,000,000 Americans are in Medical debt.

(think about the statistic below while we go through the rest of the deep dive.)

The U.S. has the lowest life expectancy among large, wealthy countries while it far outspends its peers on healthcare

Life expectancy (2021) and per capita healthcare spending (2021 or nearest year, PPP adjusted)

Country	Life expectancy ▲	Health spending, per capita
United States	76.1	\$12,318
United Kingdom	80.8	\$5,387
Germany	80.9	\$7,383
Austria	81.3	\$6,693
Netherlands	81.5	\$6,190
Belgium	81.9	\$5,274
Comparable Country Average	82.4	\$6,003
France	82.5	\$5,468
Sweden	83.2	\$6,262
Australia	83.4	\$5,627
Switzerland	84.0	\$7,179
Japan	84.5	\$4,666

Notes: See Methods section of "How does U.S. life expectancy compare to other countries?"

Source: KFF analysis of CDC, OECD, Japanese Ministry of Health, Labour, and Welfare, Australian Bureau of Statistics, and UK Office for Health Improvement and Disparities data • Get the data • PNG

Peterson-KFF
Health System Tracker

o what was their WEF solution?

Dr. Yeadon, former Pfizer vice president and chief scientist calls it a “supranational operation designed to injure, to maim and to kill deliberately.” He knew for certain when he started seeing his Pfizer colleagues appearing on TV and telling blatant lies to the masses. <https://rumble.com/v2oasxo-pfizer-exec-admits-covid-vaccines-are-a-bioweapon-to-depopulate-the-earth.html> He also warns that it will involve the deaths of millions, if not billions, of people.

(It's not the first time a Pfizer insider has blown the whistle and the mainstream media has done everything they can to cover up the news.) - <https://thepeoplesvoice.tv/pfizer-exec-admits-covid-vaccines-are-a-bioweapon-to-depopulate-the-earth/>

Pfizer executive Janine Small made a now infamous bombshell admission during a EU.. hearing in October, “Regarding the question around did we know about stopping immunization before it entered the market...No.,” Small admitted.

If they weren't interested in preventing transmission... what were they interested in doing?

I started with with the May 10/2023 article:

U.S. “Non-Profit” Hospitals & CEOs Racked Up Huge Pandemic Profits:

https://openthebooks.substack.com/p/top-us-non-profit-hospitals-and-ceos?utm_source=direct&r=19q8t1&utm_campaign=post&utm_medium=web

Open The Books (<https://www.openthebooks.com/>) auditors investigated America's healthcare system and basically proved what we all suspected, while people are being damaged and dying literally everywhere, "non-profit" hospitals and their CEOs are getting richer. Looking at specifically 2021 they discovered the top 20 "non-profit" hospital assets went from \$200.6 Billion to \$324.3 Billion while also receiving Congress's bailouts, another \$23 Billion of your American tax dollars, only 2 "partially" repaid their bailouts. More than 2 years after the Trump administration issued, and the Biden administration finalized (01/2021) a healthcare transparency rule an independent audit found that nearly three-quarters of hospitals in the country were not complying.

20 LARGEST U.S. NON-PROFIT HOSPITALS

HOSPITAL SYSTEM NAME	HEADQUARTERS	COVID AID	TOP EXEC. SALARY	SALARY YEAR	NET ASSETS	YEAR ENDING	NET ASSETS AS OF 2021
KAISER PERMANENTE	OAKLAND, CA	\$500 MILLION*	\$6.2 MILLION	2019	\$32.2 BILLION	2018	\$52.9 BILLION
ASCENSION HEALTHCARE	ST. LOUIS, MO	\$2.7 BILLION	\$13 MILLION	2021	\$23.5 BILLION	2019	\$29.3 BILLION
COMMONSPRINT HEALTH (Formerly Dignity Health)	SAN FRANCISCO, CA	\$3.6 BILLION	\$17.4 MILLION	2020	\$8.4 BILLION	2018	\$21.9 BILLION
TRINITY HEALTH	LIVONIA, MI	\$2.3 BILLION	\$2.9 MILLION	2019	\$13.3 BILLION	2018	\$18.5 BILLION
PROVIDENCE ST. JOSEPH HEALTH	RENTON, WA	\$3 BILLION	\$10.9 MILLION	2019	\$14.4 BILLION	2018	\$17.8 BILLION
MAYO CLINIC HEALTH SYSTEM	ROCHESTER, MN	\$350,000*	\$2.8 MILLION	2019	\$9.2 BILLION	2018	\$17.7 BILLION
MASS GENERAL BRIGHAM	SOMERVILLE, MA	\$1.7 BILLION	\$4.1 MILLION	2020	\$9.7 BILLION	2019	\$16.2 BILLION
CLEVELAND CLINIC HEALTH SYSTEM	INDEPENDENCE, OH	\$118 MILLION	\$3.3 MILLION	2019	\$9.8 BILLION	2018	\$15.7 BILLION
ADVOCATE HEALTH (Advocate Aurora Health/Atrium Health)	MILWAUKEE, WI	\$662 MILLION	\$13.4 MILLION	2019	\$11.7 BILLION	2019	\$14.3 BILLION
ADVENT HEALTH (Formerly Adventist Health System)	ALTAMONTE SPRINGS, FL	\$747 MILLION	\$4.7 MILLION	2019	\$4.1 BILLION	2018	\$14.3 BILLION
NORTHWESTERN MEDICINE (Formerly Northwestern Memorial Healthcare)	CHICAGO, IL	\$419 MILLION	\$7.3 MILLION	2020	\$8.3 BILLION	2019	\$11.9 BILLION
INTERMOUNTAIN HEALTHCARE (IMC HEALTH SERVICES)	SALT LAKE CITY, UT	\$518 MILLION	\$4.9 MILLION	2019	\$7.1 BILLION	2018	\$11.7 BILLION
SUTTER HEALTH	SACRAMENTO, CA	\$1.8 BILLION	\$5.5 MILLION	2019	\$9.1 BILLION	2018	\$11.4 BILLION
UPMC - UNIVERSITY OF PITTSBURGH MEDICAL CENTER GROUP	PITTSBURGH, PA	\$1.4 BILLION	\$9.5 MILLION	2020	\$5.7 BILLION	2018	\$11.3 BILLION
NEW YORK-PRESBYTERIAN HEALTHCARE SYSTEM	NEW YORK, NY	\$124 MILLION	\$12.4 MILLION	2019	\$8.3 BILLION	2018	\$11.1 BILLION
INDIANA UNIVERSITY HEALTH (IU HEALTH)	INDIANAPOLIS, IN	\$726 MILLION	\$3.7 MILLION	2020	\$7 BILLION	2018	\$10.3 BILLION
HOUSTON METHODIST	HOUSTON, TX	\$580 MILLION	\$3.5 MILLION	2020	\$5 BILLION	2018	\$10.2 BILLION
BON SECOURS MERCY HEALTH	CINCINNATI, OH	\$1.1 BILLION	\$15.8 MILLION	2019	\$1.8 BILLION	2018	\$9.9 BILLION
TEXAS HEALTH RESOURCES	ARLINGTON, TX	\$283 MILLION	\$3 MILLION	2019	\$6 BILLION	2018	\$9.5 BILLION
BAYLOR SCOTT & WHITE HEALTH	DALLAS, TX	\$1 BILLION	\$4.5 MILLION	2019	\$6 BILLION	2018	\$8.6 BILLION
TOTALS		\$23.6 BILLION	\$148.8 MILLION		\$200.6 BILLION		\$324.3 BILLION

Note: Net assets taken from the organization's audited financial statements; salary data taken from most recent reported 990 tax filings, 2019/20. Covid-aid amounts from covid19watch.org. * Hospital system returned some of its Covid aid

[LEARN MORE AT OPENTHEBOOKS.COM](https://www.openthebooks.com/)

GRAPHIC: CARES Act and ARPA provided big bailouts for wealthy non-profit hospitals during the Covid-pandemic.

The "Fat Cats" did alright. Executives racked up packages frequently exceeding \$10 million per year. In one case, the CEO of Ascension Healthcare based in St. Louis, Missouri made \$13 million in 2021 – with more than \$22 million over 3 years.

Top systems saw their combined net assets soar 62%, or \$124 billion, in 3 years to 2021.

- **Mayo Clinic:** jumped 92 % from \$9.2 billion in 2018 to \$17.7 billion in 2021. Mayo Clinic CEO, Dr. Gianrico Farrugia, received a 27% raise in 2021

- **Cleveland Clinic Health System:** jumped 60% to \$15.6 Billion in 2021 - CEO and President Tom Mihaljevic, M.D
- **Intermountain Healthcare:** jumped 63 % to \$11.6 billion - Dr. Marc Harrison is the President and CEO
- **Northwestern Medicine:** jumped 43 % to \$11.9 Billion - Dean Harrison was the CEO in 2021
- **Indiana University Health System:** jumped 47 % to \$10.3 Billion from \$7 Billion - December 2021 outgoing CEO Thomas F. Zenty III

None complied fully with U.S. government price transparency rules

The Fourth Semi-Annual Hospital Price Transparency Compliance Report

February 6, 2023 concluded: "This blatant obfuscation of prices and flouting of the rule demonstrates that implementation and enforcement efforts must be rigorously examined and markedly strengthened to improve compliance, enable technology innovators to parse the pricing data, and empower American consumers with upfront prices,"

<https://static1.squarespace.com/static/60065b8fc8cd610112ab89a7/t/63dfc34f156b45423beb87b7/1675608912170/PatientRightsAdvocate.org+Feb+2023+Price+Transparency+Compliance+Report.pdf>

In August 2022, PRA found only 16-percent of hospitals were compliant, only four hospitals have been fined.

Ascension Healthcare:

- 2021 Net assets: \$29.3 billion
- 2018 Net assets: \$23.5 billion
- **Top Paid Exec Salary: \$13 million**
- **Covid-19 Aid Received: \$2.7 billion**
- Hospitals in compliance: 4 out of 105 reviewed
- Percent compliance: 4%

Baylor Scott & White Health:

- 2021 Net assets: \$8.6 billion
- 2018 Net assets: \$6 billion
- **Top Paid Exec Salary: \$4.5 million**
- **Covid-19 Aid Received: \$1 billion**
- Hospitals in compliance: 9 out of the 41 reviewed
- Percent compliance: 22%

Bon Secours Mercy Health:

- 2021 Net assets: \$9.8 billion

- 2018 Net assets: \$1.8 billion
- **Top Paid Exec Salary: \$15.7 million**
- **Covid-19 Aid Received: \$1.1 billion**
- Hospitals in compliance: None of the 39 reviewed
- Percent compliance: 0%

Houston Methodist:

- 2021 Net assets: \$10.1 billion
- 2018 Net assets: \$5 billion
- **Top Paid Exec Salary: \$3.5 million**
- **Covid-19 Aid Received: \$580 million**
- Hospitals in compliance: None of the 3 reviewed
- Percent compliance: 0%

Kaiser Permanente:

- 2021 Net assets: \$52.8 billion
- 2018 Net assets: \$32.2 billion
- **Top Paid Exec Salary: \$6.2 million**
- **Covid-19 Aid Received: \$500 million**
- Hospitals in compliance: three of 39 reviewed
- Percent compliance: 7.7%
- **Kaiser Permanente returned its Covid-aid, except Kaiser Foundation's subsidiary, Maui Health System, which kept \$11.8 million in aid**

New York-Presbyterian Healthcare System:

- 2021 Net assets: \$11 billion
- 2018 Net assets: \$8.3 billion
- **Top Paid Exec Salary: \$12.4 million**
- **Covid-19 Aid Received: \$124 million**
- Hospitals in compliance: None of the 10 reviewed
- Percent compliance: 0%

Providence St. Joseph Health:

- 2021 Net assets: \$17.7 billion
- 2018 Net assets: \$14 billion
- **Top Paid Exec Salary: \$10.9 million**
- **Covid-19 Aid Received: \$3 billion**
- Hospitals in compliance: None of 52 reviewed
- Percent compliance: 0%

Texas Health Resources:

- 2021 Net assets: \$9.5 billion
- 2018 Net assets: \$6 billion
- **Top Paid Exec Salary: \$2.9 million**
- **Covid-19 Aid Received: \$283 million**
- Hospitals in compliance: None of the 9 reviewed
- Percent compliance: 0%

Trinity Health:

- 2021 Net assets: \$18.5 billion
- 2018 Net assets: \$13.3 billion
- **Top Paid Exec Salary: \$2.9 million**
- **Covid-19 Aid Received: \$2.3 billion**
- Hospitals in compliance: 2 out of the 61 reviewed.
- Percent compliance: 3%

UPMC (University of Pittsburgh Medical Center Group):

- 2021 Net assets: \$11.3 billion
- 2018 Net assets: \$5.7 billion
- **Top Paid Exec Salary: \$9.5 million**
- **Covid-19 Aid Received: \$1.4 billion**
- Hospitals in compliance: None of the 33 reviewed of its 40 total.
- Percent compliance: 0%

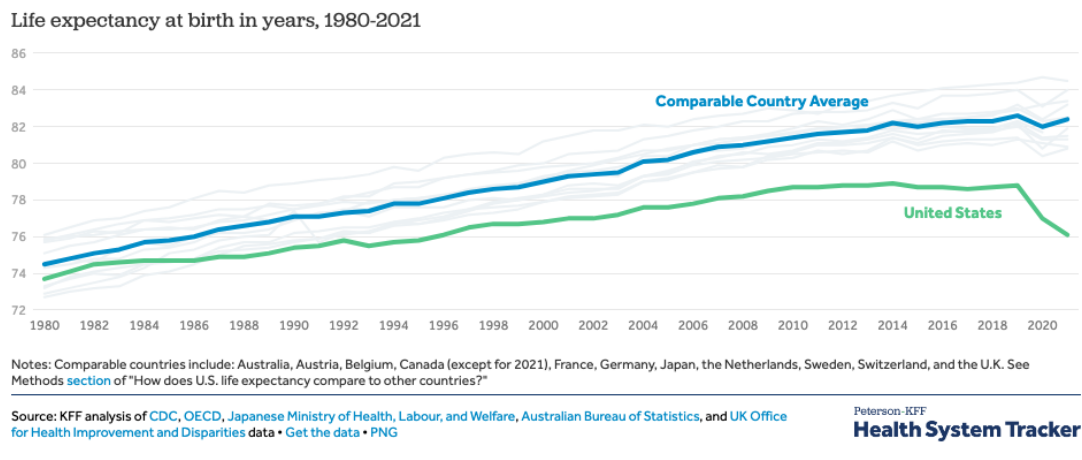
In the top 20 largest non-profits, for every \$1 in U.S. taxpayer Covid bailout, their net assets jumped on average \$5. That means they turned \$23 Billion of your dollars into about \$115 Billion in their net assets.

Cleaning it up is possible. Patient Rights Advocate found 489 hospitals with "exemplary" files so, there is no excuse!!!

But it gets worse... U.S. life expectancy walked off a cliff **during** Covid, **not because of Covid**. You already know the truth of that. The graphic shows not only that but it immediately shows us another "darker" trend, the dropping life expectancy trend has been going on for 40 years.

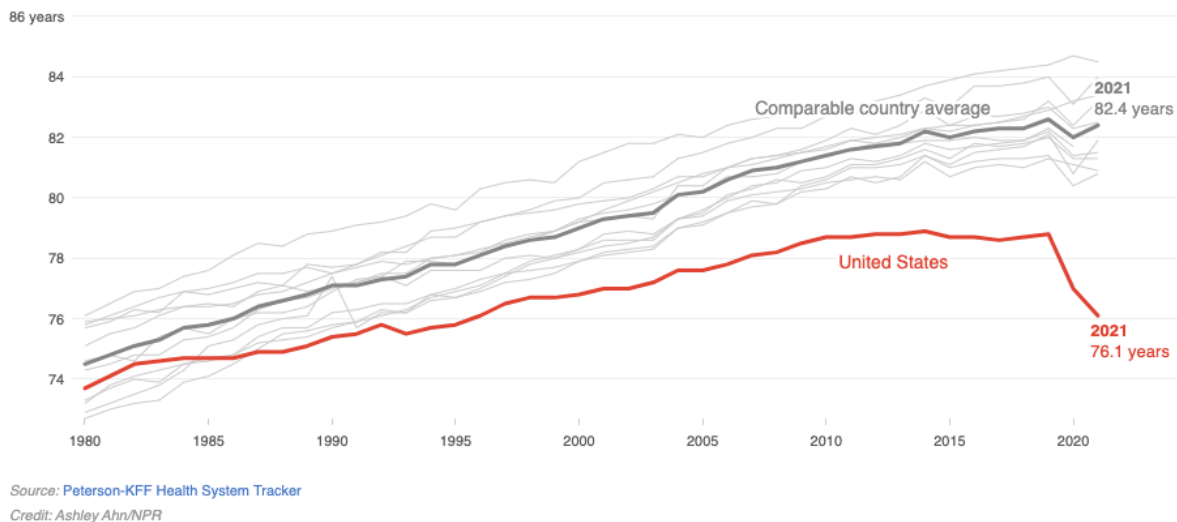
<https://www.healthsystemtracker.org/chart-collection/u-s-life-expectancy-compare-countries/#Life%20expectancy%20at%20birth%20in%20years,%201980-2021>

From 2020 to 2021, life expectancy continued to decline in the U.S. while rebounding in most comparable countries



Life expectancy continues to decline in the U.S. as it rebounds in other countries

Life expectancy around the world decreased in 2020 due to COVID-19. Most peer countries rebounded by 2021, while the U.S. continued to decline.



Sidebar: OTB also published a report on the finances of Dr Anthony Fauci specifically:

I screen captured the top 10 take aways:

[https://www.openthebooks.com/assets/1/6/Dr. Fauci Oversight Report v4.pdf](https://www.openthebooks.com/assets/1/6/Dr._Fauci_Oversight_Report_v4.pdf)

TOP 10 TAKEAWAYS

- 1** **Dr. Anthony Fauci** is considered the nation's top infectious disease expert and chief medical advisor to the president. As director of the National Institute of Allergy and Infectious Diseases, he is the highest paid public servant in the country, **making \$434,312 in 2020** and **\$456,028 in 2021**. Dr. Fauci out earned the president, four-star generals, and all 4.3 million of his colleagues.
- 2** **Dr. Fauci was the third highest paid** federal employee in 2018 at \$399,625 and his pay increased to **\$417,608 by 2019**.
- 3** **In a 10-year period** between 2010 and 2019, Dr. Fauci made \$3.6 million in salary.
- 4** **Dr. Fauci became the early face of the White House Coronavirus Task Force**, which led to **hundreds of media interviews**.

Between Jan. 1, 2020, and June 15, 2021, Dr. Fauci participated in 354 television, radio, podcast, and online interviews, including lectures, panel discussions, speeches, and press conferences.
- 5** **In 2004**, Dr. Fauci got a permanent pay hike for his **"biodefense research activities."** His pay raise was justified because of his increased workload post-9/11 responding to bioterrorism threats and to prevent the next pandemic.

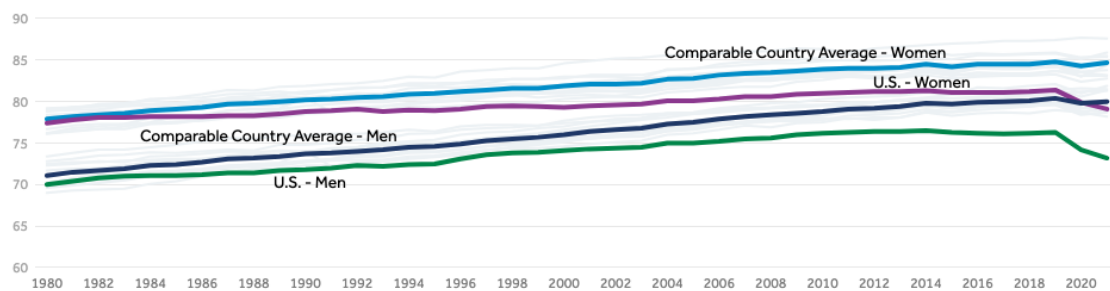
- 6 **When Dr. Fauci retires**, he'll collect a more than \$355,000 annual retirement package – the largest federal pension in history.
- 7 **For more than a year, NIH withheld public information** about Dr. Fauci's finances, denying our Open Records request. In October 2021, we had to sue NIH to produce those records.
- 8 **Dr. Fauci's wife, Christine Grady** is the chief bio-ethicist at the National Institutes of Health Clinical Center, **making \$234,284 in 2020** and **\$238,970 in 2021**. Grady out earned the vice president.
- 9 **The Fauci household's net worth** rivals \$11 million. That includes \$794,369 in gains for Dr. Fauci in the stock, bond, and money market portfolio during 2020. His total investment account was \$8.4 million and his wife's investments was another \$2.1 million.
- 10 **While NIH only gave OpenTheBooks.com a small portion** of its redacted files on Dr. Fauci, U.S. Senator Roger Marshall (R-Kan.) **forced the release** of Fauci's unredacted 2019 and 2020 financial disclosures. Marshall cited OpenTheBooks investigations.



If we want to gauge how well their plans *are or if they are* working, we can see the impacts of the "Bill Gates's, and Anthony Fauci's, and the WHO's and Pharma's corps as clear as day now, the sudden walk off the cliff here in these charts may explain why we finally noticed. <https://www.healthsystemtracker.org/chart-collection/u-s-life-expectancy-compare-countries/#Life%20expectancy%20and%20healthcare%20spending%20per%20capita,%201980-2021>

The life expectancy gap between men and women has widened more in the U.S. than in comparable countries

Life expectancy at birth in years, 1980-2021



Note: Comparable countries include: Australia, Austria, Belgium, Canada (except for 2021), France, Germany, Japan, the Netherlands, Sweden, Switzerland, and the U.K. See Methods [section](#) of "How does U.S. life expectancy compare to other countries?"

Source: KFF analysis of CDC, OECD, Australia Bureau of Statistics, German Federal Statistical Office, Japanese Ministry of Health, Labour, and Welfare, and UK Office for Health Improvement and Disparities [data](#) • [Get the data](#) • [PNG](#)

Peterson-KFF
Health System Tracker

One of the challenges I have with all of this data is that it is all seemingly compiled by the same "globalist" nations, the same methods, the same usual suspects and of course the same ones NOT providing data.

Methods

Life expectancy data in this analysis were gathered from the [CDC](#), the [OECD](#), the [Japanese Ministry of Health, Labour, and Welfare](#), the [Australian Bureau of Statistics](#), and the [UK Office for Health Improvement and Disparities](#). Some life expectancy data for 2021 are estimates or provisional. For 2021 United Kingdom data, life expectancy data for England were used. 2021 data for Canada were unavailable and therefore excluded from the 2021 comparable country average. 2021 values for Australia, Japan, and the United Kingdom are averages of life expectancy estimates for males and females. Number on charts may not average to the comparable country average due to rounding. OECD data have a break in series for Canada in 1982, Germany in 1991, Switzerland and Belgium in 2011, and France in 2013. Comparable country average life expectancy in the chart "Life expectancy in years at given age, 2021" excludes the UK, Germany, and Canada, as data were not available for these nations for all ages. For health spending data, the 1991 data point for Germany is unavailable; from 1980-1990, health spending data in France is only available for 1980, 1985, and 1990. Therefore, data for France is only shown from 1990 onward. For comparable country average health spending in 2021, we used 2020 data points for the following countries due to missing 2021 data: Australia, Belgium, France, Japan, Netherlands, and Switzerland.

So I gathered some more information, it only makes the picture darker.

According to this March 25, 2023 NPR report: 'Live free and die?' The sad state of U.S. life expectancy <https://www.npr.org/sections/health-shots/2023/03/25/1164819944/live-free-and-die-the-sad-state-of-u-s-life-expectancy>

If this is not enough for action against this syndicate I also found Maternal mortality in the U.S. reached a high in 2021, the U.S. had one of the worst rates of maternal mortality in the country's history

*The maternal mortality rate for 2021 was 32.9 deaths per 100,000 live births, compared with a rate of 23.8 in 2020 and 20.1 in 2019 which is **more than ten times the estimated rates of some other high income countries, including Australia, Austria, Israel, Japan and Spain which all hovered between 2 and 3 deaths per 100,000 in 2020.***

<https://www.npr.org/sections/health-shots/2023/03/16/1163786037/maternal-deaths-in-the-u-s-spiked-in-2021-cdc-reports>

The New Crisis of Increasing All-Cause Mortality in US Children and Adolescents: <https://jamanetwork.com/journals/jama/article-abstract/2802602>

The Official CDC Report is here: <https://www.cdc.gov/nchs/data/hestat/maternal-mortality/2021/maternal-mortality-rates-2021.htm>

It's STILL my absolute opinion that these people have not just incentivized, but corporatized mass murder but the "who is behind this insane ideology" is becoming clearer

I've found evidence suggesting this real life conspiracy began as early as 1946-1947 but for today this is evidence you all can find. The moneyed few (elite) have been working on depopulating the planet for decades, Baxter Dmitri says it can be traced back to 1972 and Dennis Meadows a "Club of Rome" and WEF member. Now, looking into this guy tells you one thing, he may be the "actual Father" of the premeditated crime spree waging war on our unsuspecting populations.

Here is a brief excerpt;

He started working at the faculty of the Massachusetts Institute of Technology in the late 1960s. From 1970 to 1972 at MIT he was director of the "Club of Rome Project on the Predicament of Mankind". Further on Meadows has been a tenured professor in faculties of management, engineering, and social sciences and he has developed innovative and complex strategic games. He has been the Director of three university research institutes: at MIT, Dartmouth College and the University of New Hampshire. He is the Past President of the International System Dynamics Society and the International Simulation and Games Association. He co-founded (with his wife & lead writer) the Balaton Group in 1982, (<https://www.balatongroup.org/>) a network of professionals in over 30 countries involved in systems science, public policy and sustainable development. This organization alone is probably worthy of a deep dive. https://en.wikipedia.org/wiki/Balaton_Group

Listen to a 2017 interview where Dennis claims that genocide of 86% of the world's population is "inevitable." *However, he insists that a "benevolent" dictatorship could accomplish the mass depopulation "peacefully."*

Video length 10:31: <https://www.youtube.com/watch?v=Db06uvJBtZg&t=8s>

Club of Rome Biography: <https://www.clubofrome.eu/honorary-membership-to-be>

You can actually read his book here, learn about the foundation of the depopulation cult genocide for yourself:

<https://archive.org/details/TheLimitsToGrowth/mode/2up>

Some additional links:

Forbes June 26, 2019: <https://www.forbes.com/sites/adamandrzejewski/2019/06/26/top-u-s-non-profit-hospitals-ceos-are-racking-up-huge-profits/?sh=7e1f81f119df>

USA Today May 10,

2020: <https://www.usatoday.com/story/news/health/2020/05/10/coronavirus-should-rich-hospitals-bankroll-better-pandemic-plans/3048437001/>

OTB June 24, 2019: [://www.openthebooks.com/top-82-us-non-profit-hospitals-quantifying-government-payments-and-financial-assets--open-the-books-oversight-report/](http://www.openthebooks.com/top-82-us-non-profit-hospitals-quantifying-government-payments-and-financial-assets--open-the-books-oversight-report/)

<https://www.youtube.com/watch?v=Dbo6uvJBtZg&t=8s&authuser=0>