

# Deep Dive #20: Is America getting "Big Bangs" or cap guns for your bucks?

Does America still have the biggest baddest military in the world, or just the most expensive?

Are Americans getting what they are expecting for their Billions of tax dollars?

Where is US foreign policy taking America that it needs 3X the military expense as any other nation on earth???

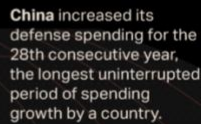
I started with a look at this global map from the Visual Capitalist website: <https://www.visualcapitalist.com/mapped-largest-military-budgets-2022/>

## **World's Top 40 Largest Military Budgets**

No shock.

The United States remains by far the world's biggest military spender, three times more than the amount spent by China, the world's #2 spender. (Had it not been for the highest levels of inflation since 1981, the 0.7 per cent real-terms increase in US spending in 2022 would have been even higher.)

## 2022



Fun facts, at the end of WWII with nearly 12 million men enlisted under only 7 4-Star Generals/Admirals the US Military expense peaked at about \$1.2 Trillion dollars.  
Today America has 44 4-star Generals/Admirals and about 1.4 million active duty personnel











## On the Global scale:

### The Largest Military Budgets in 2022

The **United States** accounts for almost 40% of global military expenditures, with its 2022 spend coming to \$877 billion.

Here are the top 40 largest military budgets in the world for 2022 in U.S. dollars:

Search:

Rank	Country	Military Budget (Billions)	% of World Military Spend
1	 U.S.	\$876.9	39.0%
2	 China	\$292.0	13.0%
3	 Russia	\$86.4	3.9%
4	 India	\$81.4	3.6%
5	 Saudi Arabia	\$75.0	3.3%
6	 UK	\$68.5	3.1%
7	 Germany	\$55.8	2.5%
8	 France	\$53.6	2.4%
9	 South Korea	\$46.4	2.1%
10	 Japan	\$46.0	2.1%

Showing 1 to 10 of 40 entries

[< Previous](#) [Next >](#)

**China**, ranked second in absolute terms, accounts for another 13% of world military expenditure at \$292 billion.

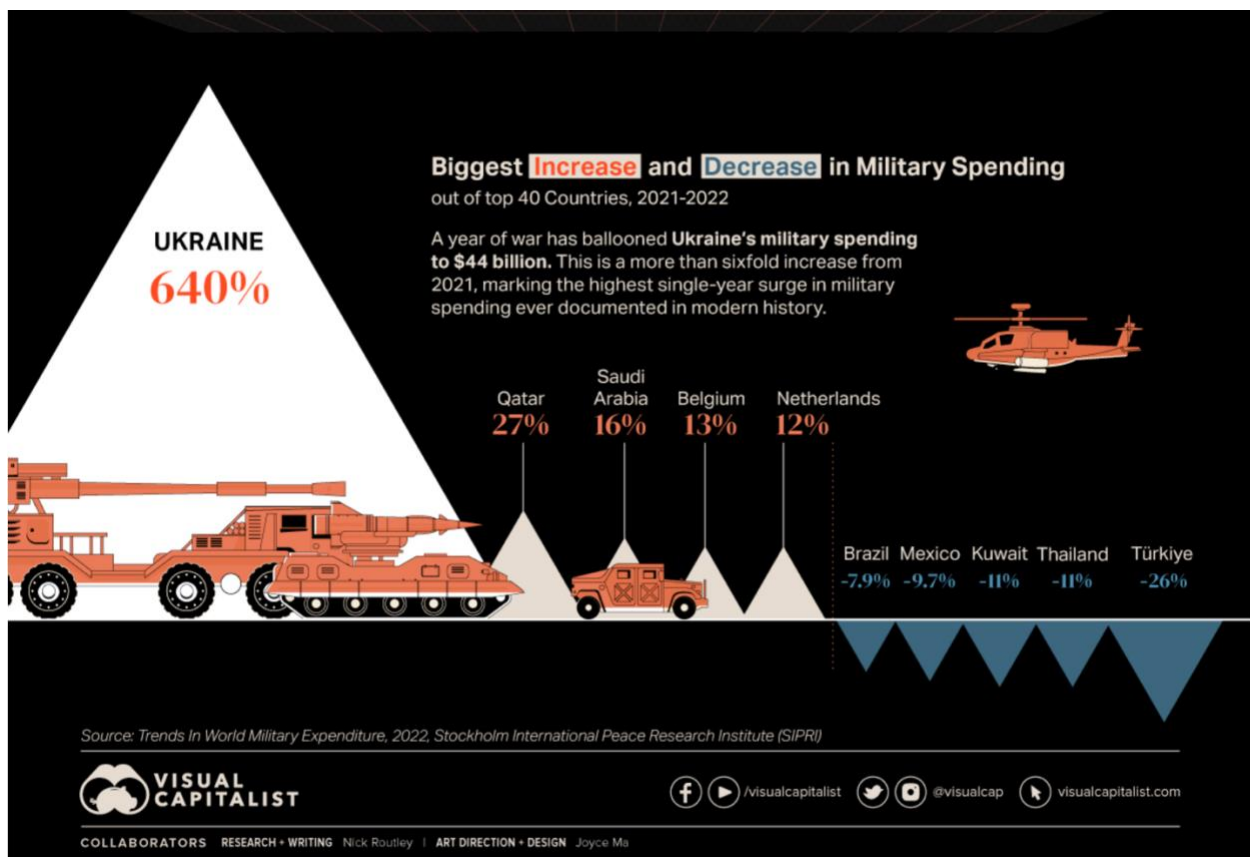
China, allocating an estimated \$292 billion in 2022 was 4.2 per cent more than in 2021 and **63 per cent more than in 2013**. China's expenditure has increased for 28 consecutive years

On average, states in the Middle East had the highest military burden in 2022, at 3.9 per cent of GDP, Europe had the next highest burden (2.5 per cent),

Military spending by NATO members totalled \$1,232 billion in 2022, 0.9 per cent higher than in 2021. The US alone spends 3/4 of Nato's spending. It makes the UK's 68.5 Billion, (the highest

military spending in Central and Western Europe) seem almost irrelevant. (With these kinds of peanuts invested, how does Boris Johnson have the ability to torpedo the peace deal that almost was between Russia and Ukraine?)

Meanwhile... **Ukraine's military burden rose from 3.2 per cent of GDP in 2021 to 34 per cent of GDP in 2022.**



## Country % Change(2021-22) Rank Change(2021-22)



Ukraine 640% +25



Qatar 27% +2



Saudi Arabia 16% +3



Belgium 13% 0



Netherlands 12% 0



Sweden 12% -1



Poland 11% 0



Russia 9.2% +2



Denmark 8.8% +3



Spain 7.3% -1

Ukraine's dramatic increase represents the highest single-year jump ever recorded by SIPRI, that's a vivid before/after picture of a nation in conflict. A great resource is SIPRI (Stockholm International Peace Research Institute): <https://www.sipri.org/>

Spending figures and GDP are in US dollars, at current prices and exchange rates. Changes are in real terms, based on constant (2021) US dollars. Percentages below 10 are rounded to 1 decimal place; those over 10 are rounded to whole numbers. Figures and percentage shares may not add up to stated totals or subtotals due to the conventions of rounding.

Rank		Country	Spending (\$ b.), 2022	Change (%)		Spending as a share of GDP (%) <sup>b</sup>		World share (%), 2022
2022	2021 <sup>a</sup>			2021-22	2013-22	2022	2013	
1	1	United States	877	0.7	2.7	3.5	4.0	39
2	2	China	[292]	4.2	63	[1.6]	[1.7]	[13]
3	5	Russia	[86.4]	9.2	15	[4.1]	[3.9]	[3.9]
4	3	India	81.4	6.0	47	2.4	2.5	3.6
5	8	Saudi Arabia	[75.0]	16	-2.7	[7.4]	[9.0]	[3.3]
<b>Subtotal top 5</b>			<b>1 412</b>	..	..	..	..	<b>63</b>
6	4	United Kingdom	68.5	3.7	9.7	2.2	2.3	3.1
7	7	Germany	55.8	2.3	33	1.4	1.2	2.5
8	6	France	53.6	0.6	15	1.9	1.8	2.4
9	10	South Korea	46.4	-2.5	37	2.7	2.1	2.1
10	9	Japan	46.0	5.9	18	1.1	0.9	2.1
<b>Subtotal top 10</b>			<b>1 682</b>	..	..	..	..	<b>75</b>
11	36	Ukraine	44.0	640	1 661	[34]	1.6	2.0
12	11	Italy	33.5	-4.5	24	1.7	1.4	1.5
13	12	Australia	32.3	0.3	47	1.9	1.6	1.4
14	13	Canada	26.9	3.0	49	1.2	1.0	1.2
15	14	Israel	23.4	-4.2	26	4.5	5.5	1.0

The United States sent \$19.9 billion worth of military aid to Ukraine, which was ***the largest donation of military aid by any country to a single beneficiary in any year since the end of the cold war.*** SIPRI reported that based on the available figures for the three biggest donors and reasonable estimates for other

assistance funds, it is likely that US financial military aid to Ukraine totalled at least \$30 billion in 2022.

Interestingly, after **Zelensky's**

**tantrum**, <https://twitter.com/ZelenskyyUa/status/1678707674811187200>

his scolding; **US and UK call for more gratitude from Kyiv after Zelenskiy's Nato**

**complaint**: <https://www.theguardian.com/world/2023/jul/12/uk-defence-secretary-ben-wallace-suggests-ukraine-could-say-thank-you>

and his about

face <https://www.theguardian.com/world/2023/jul/12/zelenskiy-forced-to-recalibrate-to-avert-nato-summit-falling-out-ukraine>

Nato also did a basic about face and just like magic, Zelensky hails the NATO Summit in Vilnius, Lithuania, as a "meaningful success" for his country after the G7 made a joint declaration of support for Ukraine in its war with Russia. Zelensky thanks the world leaders for the security guarantees provided "on the way to NATO" membership through a series of bilateral and multilateral agreements. "Today we are bringing home a significant security victory for Ukraine, for our country, for our people, for our children. It opens for us absolutely new security opportunities," Zelensky says.

<https://www.c-span.org/video/?c5077347/president-zelensky-calls-nato-summit-meaningful-success-ukraine>

With the G7 agreeing to "ensuring a sustainable force capable of defending Ukraine now and deterring Russian aggression in the future" as well as maintaining economic support and helping with reconstruction.

What does the tab on that look like?

What does American foreign policy look like when you start thinking about upcoming funding requests?



Who is getting all this money, like what stores are they spending this loot in???

On December 9, 2021 as reported by Time Magazine (<https://time.com/6127359/biden-summit-for-democracy/>) Joe Biden spoke to representatives of more than 100 countries during a virtual democracy summit at the White House in Washington DC, after having recently abandoned Afghanistan to an Islamist autocracy and famine, **and a \$650 million dollar Saudi arms deal** (<https://www.reuters.com/world/middle-east/us-state-dept-okays-650-million-potential-air-to-air-missile-deal-saudi-arabia-2021-11-04/>) he thought having a "democracy summit" was a good idea put on display some of the worlds worst offenders who could possibly pose as responsible upholders of freedom and extoll his virtue on how to save the world from those like themselves Got it Brandon... More than 30 percent of the 110 invited countries are classified by U.S.-based non-profit Freedom House as only "partly free." 3 were classified as "not free at all"

China was undisturbed by it's exclusion from this summit claiming "it, too, is a democracy—one that works," according to a position paper released by China's apex governing body, the State Council. [http://www.news.cn/english/2021-12/04/c\\_1310351231.htm](http://www.news.cn/english/2021-12/04/c_1310351231.htm)

It plays on the growing perception that something broken about the Western model. Time magazine referenced a "**much-cited Princeton University study in 2014 by political scientists Martin Gilens and Benjamin Page looked at nearly 1,800 policy issues over two decades and found that ordinary Americans had virtually no influence on how these were handled by politicians, who were swayed more by economic elites and small interest groups**" and went on to say "*It's no surprise then that 85% of Americans now say their political system needs to change. They are thoroughly disillusioned with*



their governing structures, and it's not because China and Russia promise a better alternative and have successfully conspired to erode trust in democracy. It's because of what democracies have done to themselves." which they sourced from the Daily Caller here: <https://dailycaller.com/2021/10/21/poll-pew-research-center-political-reform-economy-healthcare/>

So when I went to check out this much lauded document I was at first disappointed to find it removed.

 PRINCETON UNIVERSITY

[Release Notes](#) [Events](#) [Di](#)



**Princeton Site Builder**  
Documentation

[Content](#) [Media & Documents](#) [Layout & Blocks](#) [Themes & Design](#)

[Home](#) » Page not found

## Page not found

The requested page could not be found.

but thanks to the way back machine I was able to retrieve the document: [https://web.archive.org/web/20230628062943/https://scholar.princeton.edu/sites/default/files/mgilens/files/gilens\\_and\\_page\\_2014\\_testing\\_theories\\_of\\_american\\_politics.doc.pdf](https://web.archive.org/web/20230628062943/https://scholar.princeton.edu/sites/default/files/mgilens/files/gilens_and_page_2014_testing_theories_of_american_politics.doc.pdf) and boy oh boy was it worth it!

Here is the preface:

*Each of **four theoretical traditions** in the study of American politics—which can be characterized as **theories of Majoritarian Electoral Democracy, Economic-Elite Domination**, and two types of interest-group pluralism, **Majoritarian Pluralism and Biased Pluralism**—offers different predictions about **which sets of actors have how much***

***influence over public policy: average citizens; economic elites; and organized interest groups, mass-based or business-oriented. A great deal of empirical research speaks to the policy influence of one or another set of actors, but until recently it has not been possible to test these contrasting theoretical predictions against each other within a single statistical model. We report on an effort to do so, using a unique data set that includes measures of the key variables for 1,779 policy issues. Multivariate analysis indicates that economic elites and organized groups representing business interests have substantial independent impacts on U.S. government policy, while average citizens and mass-based interest groups have little or no independent influence. The results provide substantial support for theories of Economic-Elite Domination and for theories of Biased Pluralism, but not for theories of Majoritarian Electoral Democracy or Majoritarian Pluralism.***

### **Biggest takeaways:**

- World military expenditure rose by 3.7 per cent in real terms in 2022, to reach a record high of \$2240 billion.
- Global spending grew by 19 per cent over the decade 2013–22 and has risen every year since 2015.
- World military expenditure rose by 3.7 per cent in real terms
- Total world military spending accounted for 2.2 per cent of global gross domestic product (GDP)
- The five biggest spenders in 2022 were the United States, China, Russia, India and Saudi Arabia, which together accounted for 63 per cent of world military spending
- The USA's military spending increased by 0.7 per cent to \$877 billion in 2022.
- Russia's military spending is estimated to have grown by 9.2 per cent in 2022, to \$86.4 billion.

- China's military spending rose for the 28th consecutive year, to reach \$292 billion
- Ukraine's military spending rose by 640 % to \$44.0 billion or 34 per cent of GDP. (The total does not include military aid supplied to Ukraine)
- Military expenditure grew in four of the five geographical regions in 2022.

NATO didn't 'create any incentive' for Putin to stop the Ukraine war: <https://www.aljazeera.com/news/2023/7/12/nato-didnt-create-incentive-for-putin-to-stop-ukraine-war>

Russia's Foreign Ministry spokesperson Maria Zakharova suggested NATO was already at war with Russia because of its support for Ukraine militarily. After NATO and the G7 announced new defence packages for Ukraine, the Kremlin also warned that more security guarantees to Ukraine would be "dangerous" and infringe on Russia's security. Kremlin spokesperson Dmitry Peskov told reporters it was an ideal time for Moscow to maintain good relations with Beijing and said that "a visit to China" was on the Russian president's agenda.

At their meeting in Lithuania, NATO leaders said, "The deepening strategic partnership between the People's Republic of China and Russia and their mutually reinforcing attempts to undercut the rules-based international order run counter to our values and interests." China's European Affairs Director-General Wang Lutong said in a tweet that NATO's accusations about China were "false".

The hawks want war, the M.I.C. is raking it in from all sides. These are the same supranational corporations making bank on military spending with their captured political system where they the "sponsors" keep making bank while implementing the ESG insanity that is driving financial collapse, turning the world into 3rd world sh!thole status and war.... right back into the arms of the MIC.

Go Brandon...

---

---

---

---

Glossary;

Military expenditure: refers to all government spending on current military forces and activities, including salaries and benefits, operational expenses, arms and equipment purchases, military construction, research and development, and central administration, command and support. It also includes military aid (in the military expenditure of the donor country). SIPRI therefore discourages the use of terms such as ‘arms spending’ when referring to military expenditure, as spending on armaments is usually only a minority of the total.

---