



# LED Back Lit Flat Panel Multi Watt Multi CCT



1x4 – 20W / 25W / 30W



2x2 – 20W / 25W / 30W



2x4 – 30W / 35W / 40W

## FEATURES

- IP rating – dry location
- Glare-free / flicker free lighting
- 50,000 hours lifetime

## APPLICATIONS

- Offices
- Schools
- Supermarkets
- Schools
- Warehouses
- Logistic Centers
- Exhibition Halls



<b>CONSTRUCTION</b>	<b>CONTROLS AND DIMMING</b>
Steel and aluminum frame. PMMA lens material to prevent panel from yellowing. The entire fixture functions as a heat sink to keep the LED's cooler to prolong the life of the light.	0-10V dimming. Suitable for use with LED dimmers.
<b>OPTICAL SYSTEM</b>	<b>INSTALLATION AND MOUNTING</b>
Samsung 2835 LED chips. 120° beam angle.	Fits standard T-bar and narrow grid drop ceilings. Surface mount, Recessed kit or suspension mount.
<b>ELECTRICAL</b>	<b>WARRANTY</b>
120-277V input. -20°C to 50°C (-4°F to 122°F).	5-year limited warranty. Actual performance may differ as a result of end-user environment and application.

## OPTIONAL ACCESSORIES




Emergency Back-up Driver  
120-EMBU-25WHV



T-Bar Mount for  
Emergency Driver  
120-MT-FP-EMBTB

## MOUNTING OPTIONS



Surface Mount  
120-MTU-FP/TR-S14  
120-MTU-FP/TR-S22  
120-MTU-FP/TR-S24



Recessed Mount  
120-MT-FP-R14  
120-MT-FP-R22  
120-MT-FP-R24



Aircraft Cable Kit  
120-MT-FP-ACK



# LED Back Lit Flat Panel Multi Watt Multi CCT

## Part Number 1201-14FP-30-50-DIM

WATTAGE SELECTABLE	CCT SELECTABLE	LUMENS	EFFICACY	VOLTAGE	CRI	POWER FACTOR	THD	REPLACES
20W	3500K/4000K/5000K	2,500LM	125lm/W	120-277V	83.1	.9	15%	150W HID
25W	3500K/4000K/5000K	3,125LM	125lm/W	120-277V	83.1	.9	15%	150W HID
30W	3500K/4000K/5000K	3,750LM	125lm/W	120-277V	83.1	.9	15%	150W HID

## Part Number 1201-22FP-30-50-DIM

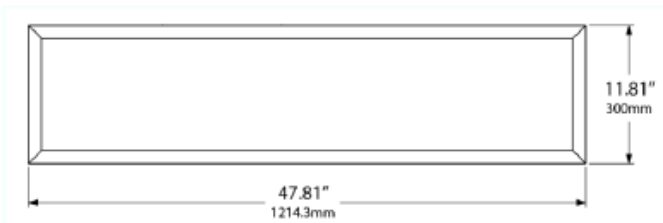
WATTAGE SELECTABLE	CCT SELECTABLE	LUMENS	EFFICACY	VOLTAGE	CRI	POWER FACTOR	THD	REPLACES
20W	3500K/4000K/5000K	2,500LM	125lm/W	120-277V	83.1	.9	15%	150W HID
25W	3500K/4000K/5000K	3,125LM	125lm/W	120-277V	83.1	.9	15%	150W HID
30W	3500K/4000K/5000K	3,750LM	125lm/W	120-277V	83.1	.9	15%	150W HID

## Part Number 1201-24FP-40-50-DIM

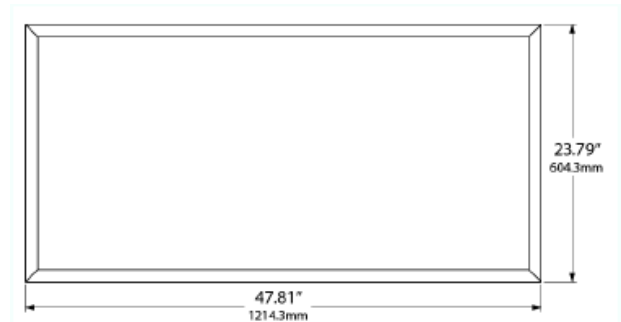
WATTAGE SELECTABLE	CCT SELECTABLE	LUMENS	EFFICACY	VOLTAGE	CRI	POWER FACTOR	THD	REPLACES
30W	3500K/4000K/5000K	3,750LM	125lm/W	120-277V	83.8	.9	15%	200W HID
35W	3500K/4000K/5000K	4,375LM	125lm/W	120-277V	83.8	.9	15%	200W HID
40W	3500K/4000K/5000K	5,000LM	125lm/W	120-277V	83.8	.9	15%	200W HID

### PRODUCT MEASUREMENTS

1x4



2x4



2x2

