



LED Foldable Linear High Bay Multi Watt 5000K



70W / 90W / 110W or 145W / 160W / 175W

180W / 200W / 220W or 290W / 320W / 350W or 360W / 400W / 440W



NEW STYLE - FOLDING

FEATURES

- IP40 rated
- Foldable Sides
- DC 12V auxiliary
- 50,000 hours lifetime

APPLICATIONS

- Factories
- Logistic Centers
- Supermarkets
- Warehouses



MOUNTING OPTIONS:



Pendant Mount

120-MTU-P



Chain & Hook

(included)

CONSTRUCTION Die-formed galvanized steel, white paint. Isolated driver with wide voltage input option. Frosted PMMA lens.	CONTROLS AND DIMMING 0-10V dimming standard. Suitable for use with LED dimmers.
OPTICAL SYSTEM Lumileds 2835 LED chips. 120° beam angle.	INSTALLATION AND MOUNTING Easy installation. Hanging hook or pendant mount.
ELECTRICAL 120-277V input. -20°C to 40°C (-40°F to 104°F).	WARRANTY 5-year limited warranty. Actual performance may differ as a result of end-user environment and application.

ACCESSORIES *(continues on page 2)*



Microwave Sensor
120-MWS-MW-ACYG1

Microwave Bluetooth Sensor
120-MWS-BT-ACYG1

PIR Sensor
120-PIR -ACYG1

PIR Bluetooth Sensor
120-PIR-BT-ACYG1



LED Foldable Linear High Bay Multi Watt 5000K



Remote Control
120-RCU-ACYG1



Photocell – Daylight Sensor
120-PCU-DS-226



Motion Sensor
120-MSU-BM-ANT54T



Remote Control
120-RCU-100

Part Number 120-2FLHBX-T110-50-27-DIM

WATTAGE SELECTABLE	CCT	LUMENS	EFFICACY	VOLTAGE	CRI	POWER FACTOR	THD	REPLACES
70W	5000K	10,640LM	152lm/W	120-277V	80	.9	20%	400W HID
90W	5000K	13,680LM	152lm/W	120-277V	80	.9	20%	400W HID
110W	5000K	16,720LM	152lm/W	120-277V	80	.9	20%	400W HID

Part Number 120-2FLHBX-T175-50-27-DIM

WATTAGE SELECTABLE	CCT	LUMENS	EFFICACY	VOLTAGE	CRI	POWER FACTOR	THD	REPLACES
145W	5000K	22,040LM	152lm/W	120-277V	80	.9	20%	400W-600W HID
160W	5000K	24,320LM	152lm/W	120-277V	80	.9	20%	400W-600W HID
175W	5000K	26,600LM	152lm/W	120-277V	80	.9	20%	400W-600W HID

Part Number 120-4FLHBX-T220-50-27-DIM

WATTAGE SELECTABLE	CCT	LUMENS	EFFICACY	VOLTAGE	CRI	POWER FACTOR	THD	REPLACES
180W	5000K	27,360LM	152lm/W	120-277V	80	.9	20%	575W-1000W HID
200W	5000K	30,400LM	152lm/W	120-277V	80	.9	20%	575W-1000W HID
220W	5000K	33,440LM	152lm/W	120-277V	80	.9	20%	575W-1000W HID

Part Number 120-4FLHBX-T350-50-27-DIM

WATTAGE SELECTABLE	CCT	LUMENS	EFFICACY	VOLTAGE	CRI	POWER FACTOR	THD	REPLACES
290W	5000K	44,080LM	152lm/W	120-277V	80	.9	20%	1000W-1400W HID
320W	5000K	48,640LM	152lm/W	120-277V	80	.9	20%	1000W-1400W HID
350W	5000K	53,200LM	152lm/W	120-277V	80	.9	20%	1000W-1400W HID

Part Number 120-4FLHBX-T440-50-27-DIM

WATTAGE SELECTABLE	CCT	LUMENS	EFFICACY	VOLTAGE	CRI	POWER FACTOR	THD	REPLACES
360W	5000K	54,720LM	152lm/W	120-277V	80	.9	20%	1400W-1700W HID
400W	5000K	60,800LM	152lm/W	120-277V	80	.9	20%	1400W-1700W HID
440W	5000K	66,880LM	152lm/W	120-277V	80	.9	20%	1400W-1700W HID

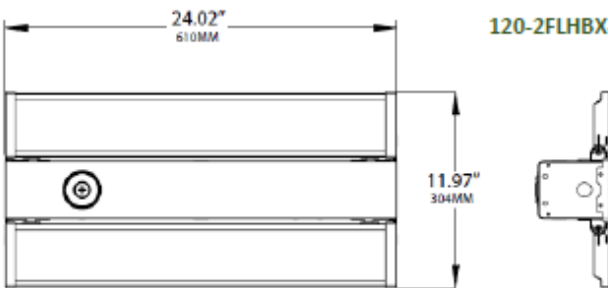
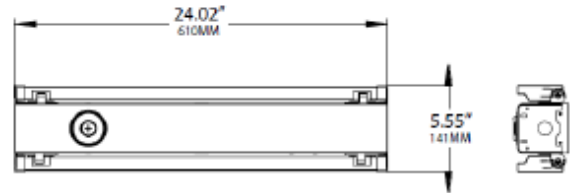


LED Foldable Linear High Bay Multi Watt 5000K

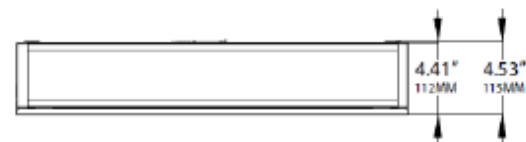
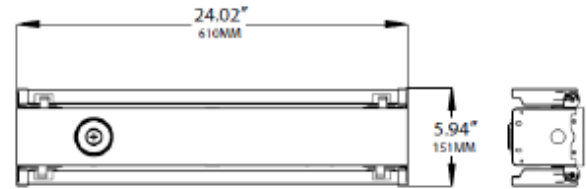
PRODUCT DIMENSIONS



120-2FLHBX-T110-50-27-DIM



120-4FLHBX-T175-50-27-DIM



120-4FLHBX-T220-50-27-DIM/ 120-4FLHBX-T350-50-27-DIM/ 120-4FLHBX-T440-50-27-DIM

