



US00D826694S

(12) **United States Design Patent**  
**Templeman et al.**

(10) **Patent No.:** **US D826,694 S**  
(45) **Date of Patent:** **\*\* Aug. 28, 2018**

(54) **EXTRUDED STICKER FOR SPACING WOOD**

3,686,817 A 8/1972 Adams  
3,900,957 A 8/1975 Denton et al.  
4,059,914 A 11/1977 Dobson  
(Continued)

(71) Applicant: **DSV Holdings, LLC**, Osage Beach,  
MO (US)

(72) Inventors: **Steven W. Templeman**, Lake Ozark,  
MO (US); **Scott W. Templeman**,  
Carthage, MO (US)

(73) Assignee: **DSV Holdings LLC**, Osage Beach, MO  
(US)

(\*\*) Term: **15 Years**

(21) Appl. No.: **29/608,135**

(22) Filed: **Jun. 19, 2017**

FOREIGN PATENT DOCUMENTS

WO 2009105253 A2 8/2009

OTHER PUBLICATIONS

An experimental study of the characteristics of fluid flow and heat transfer in the multiport microchannel flat tube, posted Apr. 2014, [retrieved Mar. 12, 2018]. Retrieved from Internet, <URL: https://reginnovations.org/key-scientific-articles/experimental-study-characteristics-fluid-flow-heat-transfer-multiport-micro.\*

(Continued)

*Primary Examiner* — Barbara Fox

*Assistant Examiner* — Kristin E Reed

(74) *Attorney, Agent, or Firm* — Martin & Associates,  
LLC; Derek P. Martin

**Related U.S. Application Data**

(63) Continuation-in-part of application No. 29/568,190,  
filed on Jun. 16, 2016.

(51) **LOC (11) Cl.** ..... **08-05**

(52) **U.S. Cl.**  
USPC ..... **D8/354**

(58) **Field of Classification Search**  
USPC ..... D8/354, 376, 16, 17, 19, 37, 47, 71, 89,  
D8/101, 363, 373, 377, 390, 391, 404;  
D6/512, 524, 528, 534, 672, 680.1, 680.2,  
D6/705.7, 708.25; D25/38.1, 119, 122,  
D25/123

CPC ..... A47G 33/004; A47H 1/00; A47H 13/00;  
A47H 15/00; B44C 1/18; B44C 5/02;  
B44C 5/04; B44C 5/0415; E01B 11/00

See application file for complete search history.

(57) **CLAIM**

The ornamental design for an extruded sticker for spacing wood, as shown and described.

**DESCRIPTION**

FIG. 1 is an end view of an extruded sticker for spacing wood showing the new design, with the opposing end view being identical;

FIG. 2 is a top view thereof, with the opposing bottom view being identical;

FIG. 3 is a side view thereof, with the opposing side view being identical; and,

FIG. 4 is a perspective view thereof, with the broken line not forming part of the claimed design.

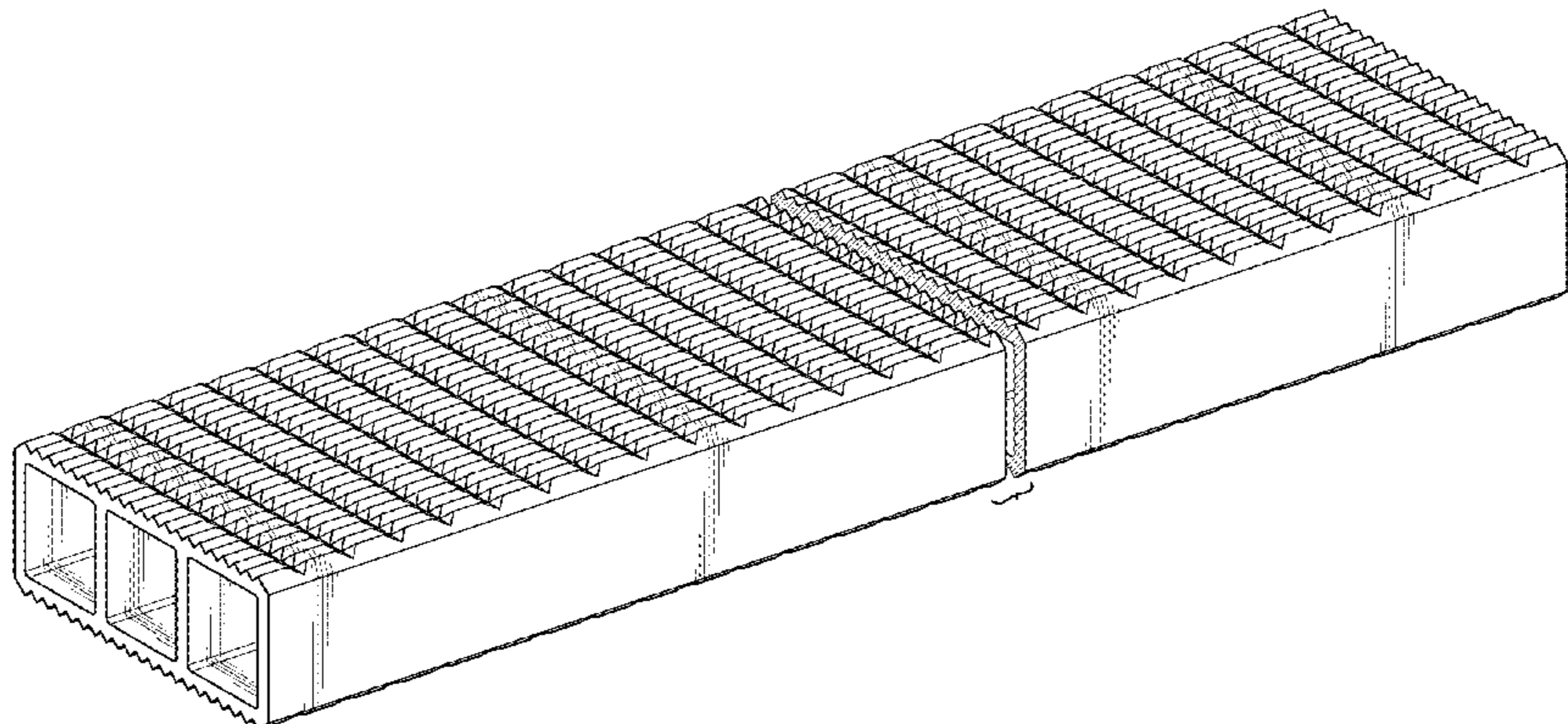
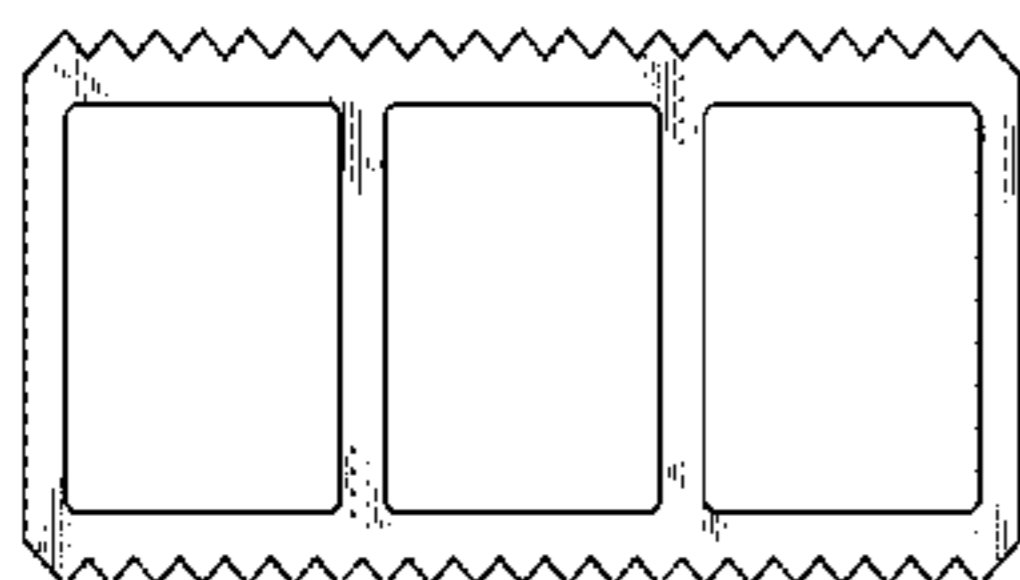
The extruded sticker for spacing wood is shown with a symbolic break in its length. The appearance of any portion of the article between the break lines forms no part of the claimed design.

**1 Claim, 3 Drawing Sheets**

(56) **References Cited**

U.S. PATENT DOCUMENTS

D19,126 S 6/1889 Bell  
D22,187 S \* 1/1893 Harsha ..... D8/376  
1,274,306 A 7/1918 Moisson  
D216,014 S 11/1969 Dupont



(56)

References Cited

U.S. PATENT DOCUMENTS

4,198,034 A \* 4/1980 Svirklys ..... B65D 19/0095  
256/72

4,199,870 A 4/1980 Arsenault

4,660,727 A 4/1987 Levine

D289,587 S 5/1987 Levine

4,663,860 A 5/1987 Beall

4,788,777 A \* 12/1988 Davis ..... F26B 25/185  
34/239

5,131,559 A \* 7/1992 Ariyoshi ..... B29C 45/2624  
220/507

D343,350 S 1/1994 Gold

5,345,695 A 9/1994 Graham

D372,539 S \* 8/1996 Davies ..... D25/119

5,813,137 A 9/1998 Townsend

6,134,803 A 10/2000 Gilchrist et al.

D451,612 S 12/2001 Thibault et al.

6,435,355 B1 8/2002 Brown

6,517,926 B1 \* 2/2003 Therrien ..... B65G 1/14  
108/53.1

RE38,118 E 5/2003 Townsend

D474,845 S \* 5/2003 Babka ..... D25/119

D488,964 S 4/2004 Dagan

7,003,898 B2 2/2006 Aaron

D538,219 S 3/2007 Rakow

D569,655 S 5/2008 Williams

D577,269 S 9/2008 Ropek

D588,880 S 3/2009 Chou

7,926,199 B2 4/2011 Aaron

D664,025 S \* 7/2012 Horn ..... D8/354

D664,921 S \* 8/2012 Stone ..... D13/110

D689,206 S \* 9/2013 Ellsworth ..... D25/125

8,556,976 B2 \* 10/2013 Jacofsky ..... A61F 2/447  
606/86 A

9,121,177 B1 9/2015 Sorkin

D744,666 S \* 12/2015 Weber ..... D25/119

9,309,714 B2 \* 4/2016 Nieminen ..... E06B 3/66323

D796,344 S \* 9/2017 Paulick ..... D25/115

9,851,148 B2 \* 12/2017 Templeman ..... F26B 25/185

D807,153 S \* 1/2018 Templeman ..... D8/354

OTHER PUBLICATIONS

Composite Decking for Stickered Lumber, posted Nov. 2008, [retrieved Mar. 12, 2018]. Retrieved from Internet, <URL: <http://www.finewoodworking.com/2008/11/01/composite-decking-for-stickered-lumber> >.\*

Topic: Air drying 4/4 Red Oak, posted Aug. 8, 2015, [retrieved Mar. 12, 2018]. Retrieved from Internet, <URL: <http://forestryforum.com/board/index.php?topic=84908.0> >.\*

Brown, Lawrence D., "Dry Kiln Sticker Repair Costs and Procedures", 15th Meeting of the Western Dry Kiln Clubs, 1963.

Denig et al, "Drying Hardwood Lumber", USDA Forest Service Forest Products Laboratory General Technical Report FPL-GTR-118, 2000.

Rash, James K., "Engineered Kiln Stickers—A New Way to Save Costs", Chemicals Division Simpson Timber Company, Portland, Oregon, 1973.


Peabody et al., "Plastic Stickers for the Kiln Drying Operation", Portland Industrial Plastics Company, 1971.

Teesdale, L.V., "The Kiln Drying of Southern Yellow Pine Lumber", US Dept. of Agriculture, Jan. 1930.



Hendess et al., "Pipe and Tubing Extrusion", The SPE Guide on Extrusion Technology and Troubleshooting, Society of Plastics Engineers, 2001.

Zhang et al, "An experimental study of the characteristics of fluid flow and heat transfer in the multiport microchannel flat tube", Applied Thermal Engineering, vol. 65, Issues 1-2, Apr. 2014.

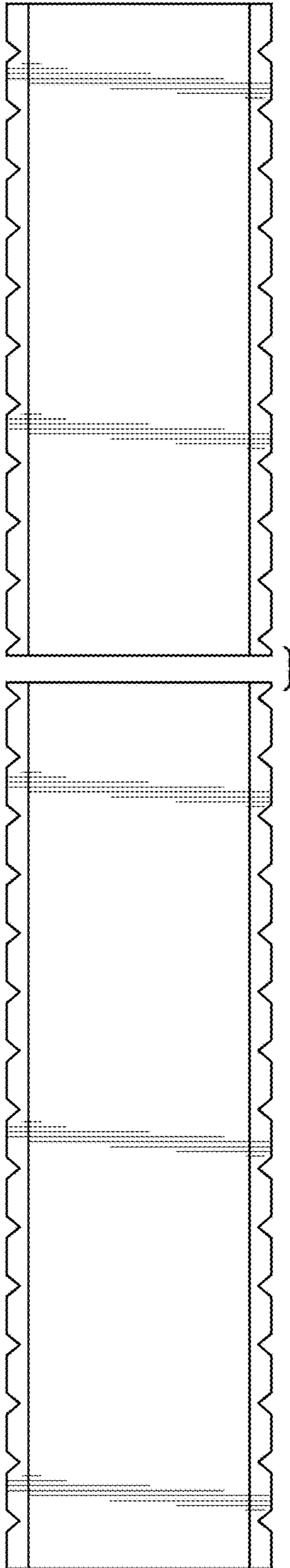
\* cited by examiner



**FIG. 1**



**FIG. 2**



**FIG. 3**

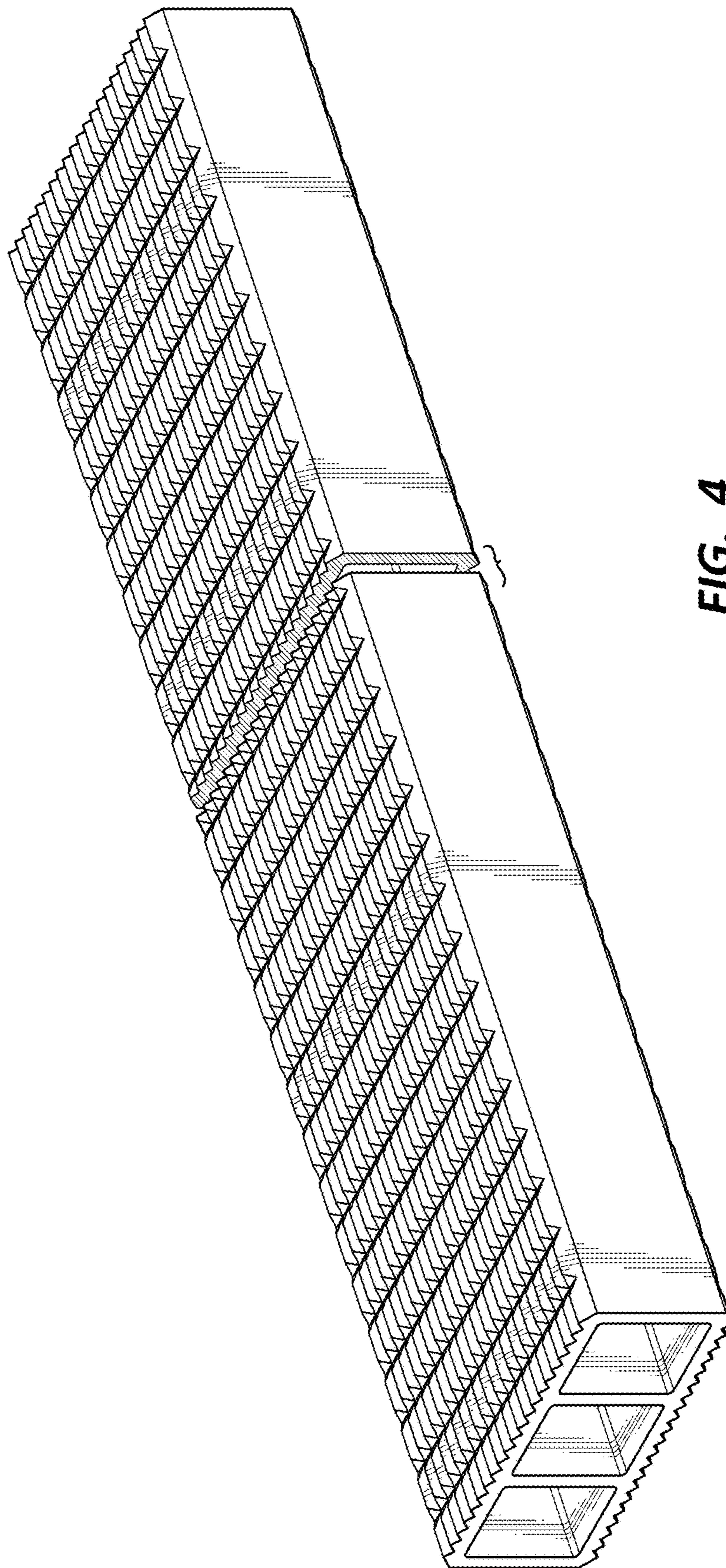


FIG. 4