

Online Services Booking



This is what you will see:

stx Login

Email
(e.g. example@mail.com)

Password
(passwords are case-sensitive)

[Email my password to me](#)

Important Information for Returning Guests

As part of our continuing effort to bring you the best service possible, we have recently upgraded our Online Booking system. To ensure your online security and verify your identity, your password may have been changed. If you have not already done so, please select [Email my password to me](#) and enter the email address that you have used in the past. Your new password will be sent to you immediately.

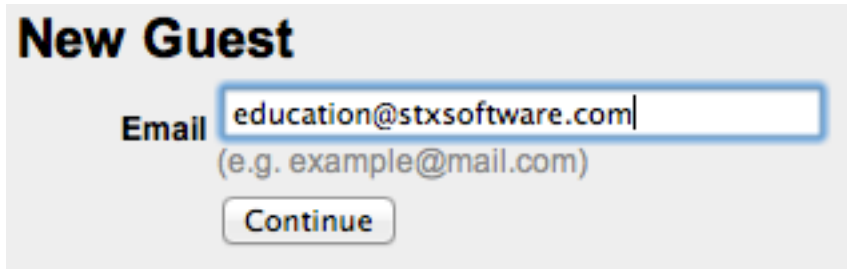
Your new password is case sensitive, so once you receive it, simply **copy and paste your new password into the password field**. Once you have successfully logged in, you may change your password following the instructions provided in the "edit profile" window.

New Guest

If you are a first time visitor to this site and would like to register for Online Booking, we welcome you and invite you to register now.

NEW CLIENTS

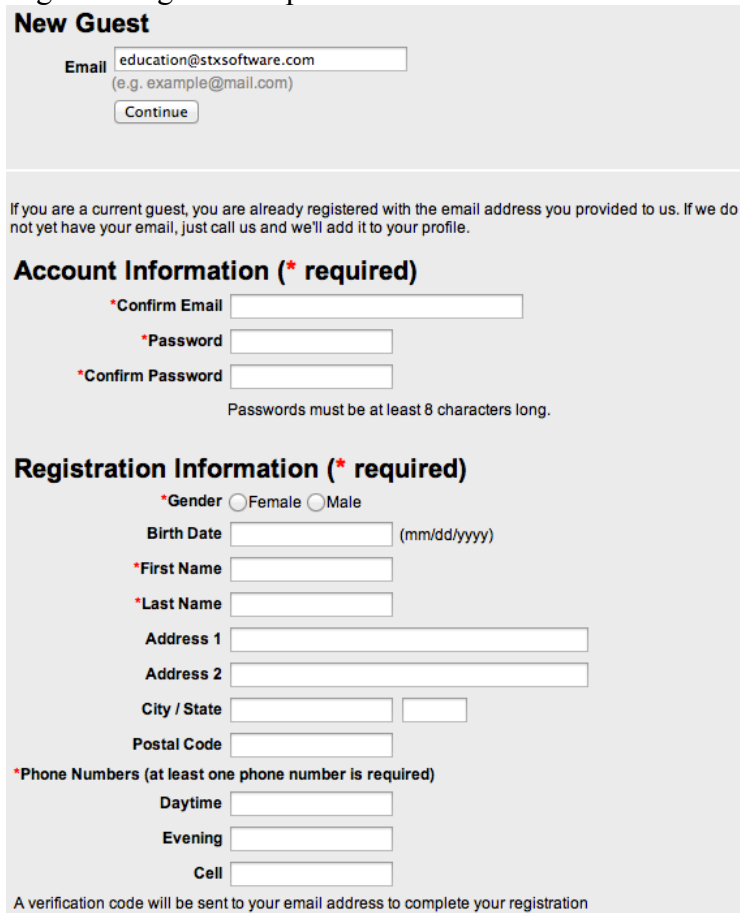
If you are a first time visitor to Darling Hair Boutique and would like to book an appointment online, click the NEW GUEST button.



New Guest

Email
(e.g. example@mail.com)

You will be asked to enter an email address.
If your email address does NOT already exist in our STX client records, click CONTINUE to begin the registration process.



New Guest

Email
(e.g. example@mail.com)

If you are a current guest, you are already registered with the email address you provided to us. If we do not yet have your email, just call us and we'll add it to your profile.

Account Information (* required)

*Confirm Email

*Password

*Confirm Password

Passwords must be at least 8 characters long.

Registration Information (* required)

*Gender Female Male

Birth Date (mm/dd/yyyy)

*First Name

*Last Name

Address 1

Address 2

City / State

Postal Code

*Phone Numbers (at least one phone number is required)

Daytime

Evening

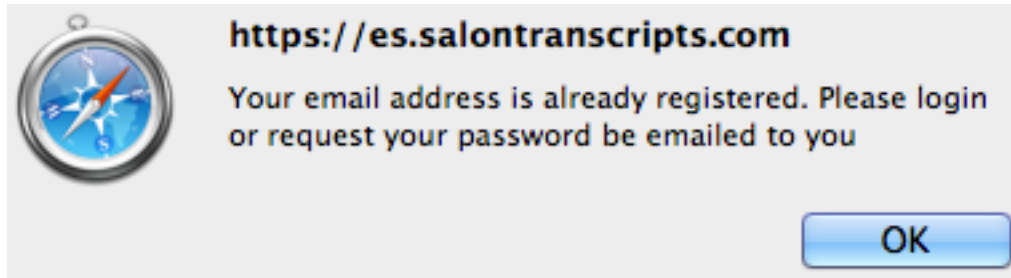
Cell

A verification code will be sent to your email address to complete your registration

If you are already in our database and have an email address on file, you are already registered to use the online booking system.

If you are already in our database and do not have an email address on file, call us and we will add it to your card and you will be able to utilize the online booking feature 781-449-4284

If you get this:



Your email address is already in our existing STX client records. Click OK to login

Fields marked with a red * indicate the information is required to complete the registration process.

- *Confirm Email – Retype the email address being registered.
- *Password – Type an 8-character password, which must include at least 1 number.
- *Confirm Password – Retype the password.

While the physical address is not required, it is recommended that you enter the information for our records. At least one phone number is required to complete the registration process.

Verification

You have received a registration code in your email. Please enter that value here to complete your registration now.

A verification code will be emailed immediately to the address being registered. Highlight the verification code and copy/paste into the verification field.

Verification

You have received a registration code in your email. Please enter that value here to complete your registration now.

Click REGISTER



<https://es.salontranscripts.com>

Your registration was successful. Please log in.

Once the registration is complete, you will be able to log into the online booking system.

EXISTING CLIENTS

stx Login

Email
(e.g. example@mail.com)

Password
(passwords are case-sensitive)

[Email my password to me](#)

Important Information for Returning Guests

As part of our continuing effort to bring you the best service possible, we have recently upgraded our Online Booking system. To ensure your online security and verify your identity, your password may have been changed. If you have not already done so, please select [Email my password to me](#) and enter the email address that you have used in the past. Your new password will be sent to you immediately.

Your new password is case sensitive, so once you receive it, simply **copy and paste your new password into the password field**. Once you have successfully logged in, you may change your password following the instructions provided in the "edit profile" window.

If you are logging into the online booking system for the first time, clicking EMAIL MY PASSWORD TO ME will provide you with a temporary password

If you forget your password, clicking the EMAIL MY PASSWORD TO ME will send you your previously created password.

Once you have successfully logged in, you can change your password by clicking the EDIT PROFILE link

You can also use this link to update your information

ONLINE BOOKING SYSTEM

Brenda Reed

support@salontranscripts.com

[edit profile](#)

Points:

200 Online Services Rewards

[APPOINTMENTS](#) [ORDER GIFT CARDS](#) [LOGOUT](#)

Previous Appointments

Date	Time	Description
Tuesday November 09, 2010	3:00PM	Foil Highlight with Brenda Haircut for Men with Brenda book similar
Monday November 22, 2010	2:30PM	Retouch with Brenda book similar
Monday January 17, 2011	1:30PM	Foil Highlight with Brenda Haircut for Women with Brenda Blowdry with Brenda book similar

Future Appointments

Date	Time	Description
Friday February 11, 2011	4:30PM	Blowdry with Brenda book similar change cancel

Book New Appointment

Book New

Click the BOOK NEW button to schedule a new appointment

Search For Appointments

Requested Services Remove

Please select a service type... ↓

↓ ↓ X

Add Another Service

Specify your preferred date and time

◀ January ▶

Sun Mon Tue Wed Thu Fri Sat

						1
2	3	4	5	6	7	8
9	10	11	12	13	14	15
16	17	18	19	20	21	22
23	24	25	26	27	28	29
30	31					

Anytime ↓

Search

Book Selected

The **Search For Appointments** area opens to the right.

Using the **Requested Services** popup menus, first select the type of service to be booked.

Once the type of service is selected, select the actual service to be booked.

Once the actual service is selected, select the desired service provider, or leave it set to **Any Provider**.

Click **Add Another Service** to book multiple services, and follow the same steps as stated above.

Search For Appointments

Requested Services Remove

Color & Highlighting ↓

Foil Highlight ↓ Brenda ↓ X

Hair Cutting for Men & Women ↓

Haircut for Women ↓ Brenda ↓ X

Hair Styling ↓

Blowdry ↓ Any Provider ↓ X

Add Another Service

Click the **X** button next to any service to remove it from the appointment request.

Make sure each service request is as desired.

It is highly recommended the services be requested in the order they are normally performed.

Specify your preferred date and time

January

Sun	Mon	Tue	Wed	Thu	Fri	Sat
						1
2	3	4	5	6	7	8
9	10	11	12	13	14	15
16	17	18	19	20	21	22
23	24	25	26	27	28	29
30	31					

Anytime
 Before Noon
 Noon – 6PM
 After 6PM

Search

Book Selected

When the appointment details are as desired, use the **Specify your preferred date and time** area to search for appointment availability.

All dates showing in **RED** indicate dates in the past, or dates unavailable based on the *Online* settings in STX. Dates showing in **GRAY** indicate possible availabilities for requested appointments. The date showing in **GREEN** is the 'active' date being clicked.

Anytime
 Before Noon
 Noon – 6PM
 After 6PM

Use the popup menu to specify a particular time of day for the desired appointment. Click **Search** when ready to find an available time option.

There are no matching openings on Mon Jan 24
Consider these alternatives.

Available Appointments

Tuesday January 25

07:30 AM
 09:45 AM
 02:15 PM
 02:45 PM

Special Instructions (200 characters max)

This is my wedding anniversary and I need to look extra good!

Duration: 2h 45m
Price: 205

If there are no matching openings on the 'active' **GREEN** date, a message will appear suggesting the next date with available openings.

Click the desired time for the appointment.

When hovering the mouse arrow over a specific time, the **Duration** and **Price** will appear. These show only if the *Online* settings in STX allow them to show.

Enter a note in the **Special Instructions** area if desired. The note will appear with the appointment on the STX booking calendar. The **Book** button will activate below the *Special Instructions* area.

Book: January 25 at 02:15 PM

Click the **Book:** button to schedule the requested appointment.

https://es.salontranscripts.com

Book New Appointment:
 Tuesday, January 25 @ 02:15 PM
 * Foil Highlight with Brenda
 * Haircut for Women with Brenda
 * Blowdry with Brenda

Cancel OK

Details of the appointment request will appear.

Click **Cancel** to make changes.

Click **OK** to continue booking the desired appointment.