

# Class A CDL Pre-Trip Inspection Tractor Trailer

## FRONT OF TRACTOR

### ☐ LIGHTS & REFLECTORS

- o Proper Color
- o Working
- o Not Broken
- o Not cracked

### ☐ LEAKS

- o Check for puddles
- o Check for drips under engine

Lights

License Plate

Leaks



■ Pre-Trip Inspection Test Items

■ Reference Items

## ENGINE COMPARTMENT - PASSENGER SIDE

### ☐ WATER PUMP

- o Mounted Securely
- o No missing bolts or parts
- o Hoses attached securely
- o No leaking hoses or water pump
- o Belts no more than 3/4 inch of play
- o Belts not cracked, frayed, or damaged

### ☐ ALTERNATOR

- o Mounted Securely
- o No missing bolts or parts
- o Wires good connections, not frayed
- o Belt no more than 3/4 inch of play
- o Belts not frayed or cracked

### ☐ OIL LEVEL

- o Check for level and condition

### ☐ PLUS ALL OTHER HOSES & WIRING

- o Not cracked, frayed, or broken
- o Belts no more than 3/4 inch of play
- o Hoses not leaking

Engine Air Duct Work

Engine Air Duct Work

Oil Dip Stick

Oil Fill

Accessory Drive Belts

Water Pump



Turbo Charger

Alternator

■ Pre-Trip Inspection Test Items

■ Reference Items

# Class A CDL Pre-Trip Inspection Tractor Trailer

## ENGINE COMPARTMENT - DRIVER SIDE

- ☐ **COOLANT**
  - o Check for level and condition
  - o Hoses attached and not leaking
- ☐ **POWER STEERING RESERVOIR**
  - o Mounted properly
  - o Hoses attached and not leaking
  - o Check for level and condition
- ☐ **AIR COMPRESSOR**
  - o Mounted Securely
  - o No missing bolts or parts
  - o No air leaks at lines
  - o Check if gear or belt driven
  - o Belt no more than  $\frac{3}{4}$  inch of play
  - o Belts not cracked or frayed
- ☐ **STEERING GEAR BOX**
  - o Mounted properly
  - o No missing parts, nuts or bolts
  - o Lines and hoses not leaking or broken



■ Pre-Trip Inspection Test Items

■ Reference Items

- ☐ **POWER STEERING RESERVOIR**
  - o Mounted properly
  - o Hoses attached and not leaking
  - o Check for level and condition
- ☐ **AIR COMPRESSOR**
  - o Mounted Securely
  - o No missing bolts or parts
  - o No air leaks at lines
  - o Check if gear or belt driven
  - o Belt no more than  $\frac{3}{4}$  inch of play
  - o Belts not cracked or frayed
- ☐ **STEERING GEAR BOX**
  - o Mounted properly
  - o No missing parts, nuts or bolts
  - o Lines and hoses not leaking or broken
- ☐ **STEERING LINKAGE**
  - o Pitman arm, Drag link, Steering knuckle, Tie rods and tie rod ends
    - o Not cracked, bent or broken
  - o Castle nuts and cotter pins
    - o Not missing and in place

## ENGINE COMPARTMENT - DRIVER SIDE CON'T



■ Pre-Trip Inspection Test Items

■ Reference Items




## ENGINE COMPARTMENT - DRIVER SIDE CON'T

### ☐ AIR COMPRESSOR

- o Mounted Securely
- o No missing bolts or parts
- o No air leaks at lines
- o Check if gear or belt driven
- o Belt no more than  $\frac{3}{4}$  inch of play
- o Belts not cracked or frayed

### ☐ STEERING GEAR BOX

- o Mounted properly
- o No missing parts, nuts or bolts
- o Lines and hoses not leaking or broken



■ Pre-Trip Inspection Test Items

■ Reference Items

## ENGINE COMPARTMENT - AIR COMPRESSOR

### ☐ AIR COMPRESSOR

- o Mounted Securely
- o No missing bolts or parts
- o No air leaks at lines
- o Check if gear or belt driven
- o Belt no more than  $\frac{3}{4}$  inch of play
- o Belts not cracked or frayed



■ Pre-Trip Inspection Test Items

■ Reference Items

## FRONT SUSPENSION

- ☐ **LEAF SPRINGS**
  - o Not shifted or out of place
  - o Not cracked, broken or missing
- ☐ **SPRING MOUNTS**
  - o Mounted securely- front, back, and U-bolts
  - o Not cracked or broken
- ☐ **SHOCK ABSORBER**
  - o Mounted Securely
  - o Not bent or dented
  - o Not leaking



■ Pre-Trip Inspection Test Items

■ Reference Items

## FRONT SUSPENSION CON'T

- ☐ **LEAF SPRINGS**
  - o Not shifted or out of place
  - o Not cracked, broken or missing
- ☐ **SPRING MOUNTS**
  - o Mounted securely- front, back, and U-bolts
  - o Not cracked or broken
- ☐ **SHOCK ABSORBER**
  - o Mounted Securely
  - o Not bent or dented
  - o Not leaking



Air Dryer location varies depending on model.  
Located either behind the front bumper or behind the fuel tank.

■ Pre-Trip Inspection Test Items

■ Reference Items



## FRONT BRAKES

### □ HOSES AND LINES

- o Mounted securely
- o Not leaking
- o Not cracked or frayed

### □ CHAMBER

- o Mounted securely
- o Not dented or damaged
- o Not leaking

### □ SLACK ADJUSTER

- o No more than 1 inch of free play at the push rod with the brakes released.
- o Not bent, broken, loose, or missing parts

### □ DRUMS

- o Not cracked, broken or dented
- o No oil leaking from inner oil seal, free of debris

### □ LININGS

- o No cracked, broken or missing parts
- o Not less than ¼ inch in thickness



■ Pre-Trip Inspection Test Items

■ Reference Items

## FRONT BRAKES CON'T

### □ HOSES AND LINES

- o Mounted securely
- o Not leaking
- o Not cracked or frayed

### □ CHAMBER

- o Mounted securely
- o Not dented or damaged
- o Not leaking

### □ SLACK ADJUSTER

- o No more than 1 inch of free play at the push rod with the brakes released.
- o Not bent, broken, loose, or missing parts

### □ DRUMS

- o Not cracked, broken or dented
- o No oil leaking from inner oil seal, free of debris

### □ LININGS

- o No cracked, broken or missing parts
- o Not less than ¼ inch in thickness



■ Pre-Trip Inspection Test Items

■ Reference Items

## FRONT WHEEL

- **TIRES**
  - o Proper inflation – company or manufacturer specification
  - o No bulges, cuts, or retreads
  - o Minimum tread depth of 4/32"
- **RIMS**
  - o Not bent, cracked, No welding repairs.
- **LUG NUTS**
  - o None are missing
  - o Tight – no shiny threads, or rust trails
- **OUTER HUB OIL SEALS**
  - o Not leaking, no missing bolts
  - o Proper oil level



■ Pre-Trip Inspection Test Items

■ Reference Items

## DRIVER FUEL AREA

- **DRIVER'S DOOR**
  - o Door opens and closes properly
  - o Seal is in good condition
- **DRIVER'S MIRRORS**
  - o Clean and free of obstruction
  - o Not cracked, broken, or damaged
  - o Mounted securely
- **FUEL TANK**
  - o Mounted securely
  - o Not leaking
  - o Seal in cap OK



■ Pre-Trip Inspection Test Items

■ Reference Items

# Class A CDL Pre-Trip Inspection Tractor Trailer

- ❑ **AIR LINES & ELECTRIC LINE**
  - o Not cracked, frayed, cut, or kinked
  - o Mounted securely at the glad hands
  - o Not leaking

- ❑ **BATTERY BOX & BATTERIES**
  - o Box is mounted properly
  - o Batteries are secure in the box
  - o Lid secure
  - o Connections not corroded

- ❑ **CATWALK**
  - o Mounted properly
  - o Not, missing, or damaged
  - o Free of obstructions


- ❑ **DRIVE SHAFT**
  - o Not bent, or damaged
  - o Coupling, U-joints appear secure

- ❑ **EXHAUST SYSTEM**
  - o Securely mounted
  - o Not dented or damaged
  - o Not leaking

- ❑ **FRAME**
  - o Not cracked, or damaged
  - o No missing bolts
  - o No illegal welds

- ❑ **LIGHTS & REFLECTORS**
  - o Clean and working

## BEHIND THE CAB



■ Pre-Trip Inspection Test Items

■ Reference Items

## FRONT OF TRAILER

- ❑ **HEADER BOARD**
  - o No holes or missing rivets

- ❑ **LIGHTS & REFLECTORS**
  - o None broken, cracked, or missing
  - o Working and proper color of amber



■ Pre-Trip Inspection Test Items

■ Reference Items



## DRIVE AXLE SUSPENSION

- ☐ **CONTROL ARM MOUNT**
  - o Mounted securely
  - o Not bent, broken or damaged
- ☐ **CONTROL ARM**
  - o Mounted securely – front, back, and U-bolts
  - o Not cracked, or broken
- ☐ **SHOCK ABSORBER**
  - o Mounted Securely
  - o Not bent, dented or leaking
- ☐ **TORSION BAR**
  - o Mounted Securely
  - o Not bent, broken or damaged
- ☐ **AIR BAGS**
  - o Mounted Securely
  - o Not leaking




■ Pre-Trip Inspection Test Items

■ Reference Items

## DRIVE AXLE SUSPENSION CON'T & FIFTH WHEEL

- ☐ **CONTROL ARM MOUNT**
  - o Mounted securely
  - o Not bent, broken or damaged
- ☐ **CONTROL ARM**
  - o Mounted securely – front, back, and U-bolts
  - o Not cracked, or broken
- ☐ **SHOCK ABSORBER**
  - o Mounted Securely
  - o Not bent, dented or leaking
- ☐ **TORSION BAR**
  - o Mounted Securely
  - o Not bent, broken or damaged
- ☐ **AIR BAGS**
  - o Mounted Securely
  - o Not leaking



■ Pre-Trip Inspection Test Items

■ Reference Items



## DRIVE BRAKES & DRIVE SHAFT

- ☐ **HOSES AND LINES**
  - o Mounted securely
  - o Not leaking
  - o Not cracked or frayed
- ☐ **CHAMBER**
  - o Mounted securely
  - o Not dented or damaged
  - o Not leaking
- ☐ **SLACK ADJUSTER**
  - o No more than 1 inch of free play at the push rod with the brakes released.
  - o No bent, broken, loose, or missing parts
- ☐ **DRUMS**
  - o Not cracked, broken or dented
  - o No oil leaking from inner oil seal, free of debris
- ☐ **LININGS**
  - o No cracked, broken or missing parts
  - o Not less than ¼ inch in thickness



■ Pre-Trip Inspection Test Items

■ Reference Items

## DRIVE WHEELS

- ☐ **TIRES**
  - o Proper inflation - company or manufacturer specification.
  - o No bulges or cuts, can have retreads
  - o Minimum tread depth of 2/32"
- ☐ **RIMS**
  - o Not bent or cracked
  - o No welding repairs
- ☐ **LUG NUTS**
  - o None missing
  - o Tight – no shiny threads, or rust trails
- ☐ **OUTER AXLE SEAL**
  - o Not leaking, no missing bolts
- ☐ **SPACE OR SPACER**
  - o Check for objects between wheels
  - o Check for proper spacing



■ Pre-Trip Inspection Test Items

■ Reference Items

# Class A CDL Pre-Trip Inspection Tractor Trailer


## REAR OF TRACTOR

### ☐ LIGHTS & REFLECTORS

- o Not cracked, or broken
- o Working and proper color

### ☐ SPLASH GUARDS

- o Not missing or torn and properly mounted



■ Pre-Trip Inspection Test Items

■ Reference Items

### ☐ MOUNTING BOLTS

- o None missing or broken

### ☐ RELEASE ARM

- o Not bent, broken, or damaged
- o Engaged in the lock position

### ☐ LOCKING PINS

- o No missing or broken parts
- o Engaged and locked

### ☐ PLATFORM

- o Securely holds skid plate
- o Not cracked, or broken

### ☐ SKID PLATE

- o Mounted properly on the platform
- o Properly greased
- o Tilting freely

### ☐ KING PIN

- o Not broken, bent, or damaged

### ☐ APRON

- o No bends or damage to visible portions


### ☐ GAP

- o Check that the trailer apron is lying flat on the fifth wheel skid plate

### ☐ JAWS

- o Check that the locking jaws are fully closed around the shank of the king pin

## COUPLING SYSTEM



■ Pre-Trip Inspection Test Items

■ Reference Items

# Class A CDL Pre-Trip Inspection Tractor Trailer

## SIDE OF TRAILER

- ❑ **LANDING GEAR**
  - o Fully raised and handle secure
  - o No missing parts
  - o Support frame not cracked, broken, or damaged
- ❑ **FRAME**
  - o Not cracks, bends, or damaged
  - o No missing or damaged cross members
  - o No signs of holes or damage to trailer floor
- ❑ **TANDEM RELEASE**
  - o Locking pins secure and locked in place
  - o Release handle is secure
- ❑ **LIGHTS & REFLECTORS**
  - o Working and proper color
  - o Front and side are amber
  - o Rear edge is red
  - o Not broken, cracked, or missing



■ Pre-Trip Inspection Test Items

■ Reference Items

## TRAILER SUSPENSION

- ❑ **LEAF SPRINGS**
  - o Not shifted or out of place
  - o Not cracked, broken or missing
- ❑ **SPRING MOUNTS**
  - o Mounted securely – front, back, and U-bolts
  - o Not cracked, or broken
- ❑ **TORQUE ROD**
  - o Mounted Securely
  - o Not bent, broken or damaged
- ❑ **SHOCK ABSORBER (If Equipped)**
  - o Mounted Securely
  - o Not bent, dented or leaking
- ❑ **AIR BAGS (If Equipped)**
  - o Mounted Securely
  - o Not leaking



■ Pre-Trip Inspection Test Items

■ Reference Items



## □ HOSES AND LINES

- o Mounted securely
- o Not leaking
- o Not cracked or frayed

## □ CHAMBER

- o Mounted securely
- o Not dented or damaged
- o Not leaking

## □ SLACK ADJUSTER

- o 90 degrees with brakes applied.
- o No more than 1 inch of free play at the push rod with the brakes released.
- o No bent, broken, loose, or missing parts

## □ DRUMS

- o Not cracked, broken or dented
- o No oil leaking from inner oil seal, free of debris

## □ LININGS

- o No cracked, broken or missing parts
- o Not less than 1/4 inch in thickness

## TRAILER BRAKES



■ Pre-Trip Inspection Test Items

■ Reference Items

## □ TIRES

- o Proper inflation-company or manufacturer specification.
- o No bulges or cuts, can have retreads
- o Minimum tread depth of 2/32"

## □ RIMS

- o Not bent or cracked
- o No welding repairs

## □ LUG NUTS

- o None missing
- o Tight – no shiny threads, or rust trails

## □ OUTER HUB OIL SEAL

- o Not leaking, no missing bolts
- o Fluid level OK

## □ SPACE OR SPACER

- o Check for objects between wheels
- o Check for proper spacing

## TRAILER WHEELS




■ Pre-Trip Inspection Test Items

■ Reference Items

# Class A CDL Pre-Trip Inspection Tractor Trailer

## REAR OF TRAILER

- ☐ **DOORS**
  - o Not bent, broken, or damaged
  - o Close and latch securely
  - o Hinges secure, no damage
- ☐ **DOOR TIES**
  - o Not missing, broken, and securely mounted
- ☐ **SPLASH GUARDS**
  - o Mounted properly
  - o Not missing, ripped or torn
- ☐ **DOT BUMPER**
  - o Not bent or damaged
- ☐ **LIGHTS & REFLECTORS**
  - o Working and proper color
  - o Not broken, cracked, or missing



■ Pre-Trip Inspection Test Items

■ Reference Items

- ☐ **EMERGENCY EQUIPMENT**
  - o Spare electrical fuses
  - o 3 reflective triangles
    - o Red ands mounted securely
  - o Fire extinguisher
    - o Minimum of 10 BC
    - o Fully charged
    - o Securely mounted
- ☐ **SAFETY BELT**
  - o Latches securely
  - o Mounted securely
- ☐ **STEERING WHEEL**
  - o No more than 10 degrees of free play
- ☐ **CLUTCH**
  - o Engages and disengages smoothly
- ☐ **SHIFTER**
  - o Moves in and out of gear properly
  - o Range selector works
- ☐ **WATER TEMP GAUGE**
  - o Gauge is working (170 – 210 degrees)
- ☐ **OIL PRESSURE GAUGE**
  - o Gauge is working properly
  - o Normal oil pressure (20 - 45 PSI)
  - o Check that the warning light goes out
- ☐ **AMMETER/VOLTMETER**
  - o Gauge shows (12 – 14) volts to show battery is charging and that the generator or alternator is working properly

- ☐ **LIGHTING INDICATORS**
  - o Left and right turn signal
  - o 4-Way Flashers
  - o High beam indicator
- ☐ **HORNS**
  - o Electric (Street) horn works properly
  - o Air horn works properly
- ☐ **HEATER & DEFROSTER**
  - o Move switch from heat to defrost
  - o Check for air flow
- ☐ **WINDSHIELD**
  - o Clean and free of obstruction
  - o Not cracked or broken
- ☐ **WIPERS & WASHER**
  - o Working
  - o Mounted securely to wiper arm
  - o Rubber not torn
  - o Washer sprays properly
- ☐ **MIRRORS**
  - o Clean and adjusted

## IN CAB INSPECTION



- ☐ **PARKING BRAKE VALVES**
  - o Both are present and not leaking
  - o Place vehicle in 1st gear
  - o Release the tractor (yellow valve)
  - o And slowly pull against the trailer to ensure the coupling is secure, tug again to ensure that the brakes will work. Pull the tractor Valve out.
  - o Release trailer (Red valve)
  - o And slowly tug against the tractor brakes to ensure they work.