










Gloucester 48/24

Results

Nat.	Positi	Bib	Name	Pace (min)	Avg	Last	Laps	Behind	Dist (KM)	Time
48 Hour										
Female										
	1.	49	Viktoria Brown	13:15	03:18	05:35	874	-	349.648	47:59:43
	2.	12	Mara Guler	14:10	03:32	08:15	815	-59 LAP	326.314	47:53:19
	3.	6	Marianne Makinen	14:23	03:35	05:14	802	-72 LAP	320.877	47:49:04
	4.	13	Simone Durry	14:36	03:38	02:03	783	-91 LAP	313.200	47:23:09
	5.	4	Paula Wright	15:52	03:57	03:33	729	-145 LAP	291.677	47:57:44
	6.	52	Nichola Duffy	14:53	03:43	04:16	688	-186 LAP	275.200	42:25:41
	7.	57	Marsha Muller	16:58	04:14	03:16	681	-193 LAP	272.768	47:57:30
	8.	47	Krisztina Dr. Drabik	17:25	04:20	05:35	665	-209 LAP	266.048	47:59:43
	9.	46	Christiane Hornyanszki	18:26	04:36	14:59	628	-246 LAP	251.202	47:59:18
	10.	50	Marietta Ignacz	18:38	04:39	05:11	620	-254 LAP	248.320	47:56:06
	11.	59	Amy Mower	18:59	04:44	04:39	609	-265 LAP	243.809	47:57:22
	12.	1	Amelia Griffith	20:36	05:08	03:35	561	-313 LAP	224.672	47:58:03
	13.	40	Charlotte Smith	20:58	05:14	03:45	551	-323 LAP	220.753	47:57:46
	14.	61	Jaide Downs	21:27	05:21	04:25	539	-335 LAP	215.809	47:57:22
	15.	17	Edda Bauer	21:45	05:26	03:15	531	-343 LAP	212.768	47:57:29
	16.	10	Alex Roudayna De La	22:47	05:41	02:06	508	-366 LAP	203.298	47:59:37
	17.	20	Sandra Brown	18:03	04:30	04:56	435	-439 LAP	174.000	32:32:30
	18.	24	Kate Condon	27:37	06:53	04:45	419	-455 LAP	167.699	47:58:47
	19.	38	Anne Green	20:31	05:07	04:27	403	-471 LAP	161.200	34:16:12
	20.	53	Mylene Elliott	24:40	06:09	05:00	300	-574 LAP	120.000	30:40:13
	21.	18	Miriam Kudermann	39:00	09:43	07:35	295	-579 LAP	118.064	47:42:13
	22.	39	Michelle White	16:28	04:06	129:07	293	-581 LAP	117.200	20:00:12
	23.	26	Pamela Storey	42:12	10:31	04:44	274	-600 LAP	109.778	47:58:30
Male										
	1.	48	Szabolcs Beda	11:50	02:57	02:50	977	-	390.838	47:54:51
	2.	56	Lukasz Sagan	12:17	03:04	07:04	942	-35 LAP	376.911	47:57:11
	3.	21	Dan Lawson	12:28	03:07	06:46	926	-51 LAP	370.592	47:54:09
	4.	8	Dominik Erne	13:36	03:23	03:16	851	-126 LAP	340.564	47:58:43
	5.	5	Jari Soikkeli	14:51	03:42	02:47	779	-198 LAP	311.677	47:58:46
	6.	16	Michael Irrgang	15:50	03:57	02:27	731	-246 LAP	292.575	47:58:58
	7.	23	Luke Ivory	15:55	03:58	01:30	727	-250 LAP	291.064	47:58:53
	8.	27	Richard Quennell	16:15	04:03	03:49	713	-264 LAP	285.205	48:00:01
	9.	51	Szilard Fodor	16:47	04:11	01:42	690	-287 LAP	276.026	47:59:55
	10.	36	Keith Burge	16:47	04:11	02:17	689	-288 LAP	275.897	47:58:33
	11.	32	Dave More	17:15	04:18	01:59	671	-306 LAP	268.583	47:59:09
	12.	7	Matteo Tenchio	18:19	04:34	02:31	631	-346 LAP	252.702	47:58:15
	13.	30	Stephen Hobbs	18:44	04:40	02:15	618	-359 LAP	247.311	47:59:38
	14.	43	Jean-Louis Vidal	18:49	04:41	03:52	615	-362 LAP	246.129	47:58:17
	15.	60	Jeff Hagen	19:02	04:45	03:21	607	-370 LAP	243.138	47:57:39
	16.	14	Michael Bohm	19:50	04:57	06:25	583	-394 LAP	233.377	47:57:42
	17.	45	Laurent Auzeric	20:08	05:01	02:48	574	-403 LAP	229.902	47:58:15
	18.	3	Richard Mcchesney	14:35	03:38	04:40	529	-448 LAP	211.600	31:57:26
	19.	35	Bill Smith	22:35	05:38	05:17	512	-465 LAP	205.018	47:57:13
	20.	29	Steven Battle	22:44	05:40	02:01	509	-468 LAP	203.778	47:59:04
	21.	33	Richard Townsend	22:56	05:43	03:29	505	-472 LAP	202.006	48:00:00





Gloucester 48/24

Results











Nat.	Positi	Bib	Name	Pace (min)	Avg	Last	Laps	Behind	Dist (KM)	Time
	22.	41	Nathan Flear	15:24	03:50	142:39	440	-537 LAP	176.000	28:05:25
	23.	22	Aj Marchant	17:11	04:17	04:31	429	-548 LAP	171.600	30:33:49
	24.	63	William Heldenbrand	27:41	06:54	05:18	417	-560 LAP	167.136	47:55:48
	25.	58	Jimmie Barnes	28:01	06:59	35:00	411	-566 LAP	164.427	47:43:31
	26.	15	Fabian Benz	14:12	03:32	04:18	405	-572 LAP	162.000	23:49:30
	27.	62	Lion Caldwell	22:09	05:31	04:35	403	-574 LAP	161.200	36:59:38
	28.	31	Peter Simpson	22:27	05:36	06:17	403	-574 LAP	161.200	37:30:19
	29.	44	Didier Da Costa	15:36	03:53	10:37	354	-623 LAP	141.600	22:53:14
	30.	25	Grant Jeans	13:17	03:19	05:36	341	-636 LAP	136.400	18:46:00
	31.	19	Kunal Yadav	35:48	08:55	04:44	323	-654 LAP	129.379	47:58:30
	32.	64	Bob Mcubbin	36:56	09:12	04:06	313	-664 LAP	125.384	47:58:11
	33.	34	Barrett Abernethy	18:57	04:43	170:08	302	-675 LAP	120.800	23:42:57
	34.	9	David Kellner	10:58	02:44	03:08	251	-726 LAP	100.400	11:24:35
	35.	55	Jimme Bonestroo	12:53	03:13	02:44	146	-831 LAP	58.400	07:47:40
	36.	28	Brian Emmott	18:07	04:31	14:27	34	-943 LAP	13.600	02:33:06

24 Hour

Female





	1.	111	Natalie Cranfield	13:12	03:29	19:28	384	-	162.190	22:11:57
	2.	106	Hannah Bown	12:42	03:21	05:23	324	-60 LAP	136.847	18:00:47
	3.	132	Anna Seeley	18:09	04:46	00:54	239	-145 LAP	100.946	18:58:36
	4.	103	Victoria Barnes	15:42	04:08	04:16	54	-330 LAP	22.808	03:42:32

Male

	1.	115	Matt Field	09:40	02:33	23:21	558	-	235.750	23:37:14
	2.	101	Dave Andrews	10:03	02:39	03:34	545	-13 LAP	230.254	23:58:03
	3.	130	Daniel Rothwell	10:19	02:43	02:08	531	-27 LAP	224.470	23:59:12
	4.	112	Ugis Datavs	10:41	02:49	02:45	512	-46 LAP	216.435	23:58:51
	5.	119	Andy Jones	11:52	03:08	02:58	461	-97 LAP	194.926	23:58:40
	6.	138	Scott Wiggans	12:52	03:23	03:10	426	-132 LAP	179.987	23:59:21
	7.	109	Christopher Cowley	12:55	03:24	01:54	424	-134 LAP	179.185	23:59:39
	8.	124	Peter Mileham	13:08	03:28	02:41	417	-141 LAP	176.284	23:58:50
	9.	108	Chris Coleman	13:45	03:37	03:04	399	-159 LAP	168.528	24:00:03
	10.	131	Martin Scharp	10:56	02:53	05:25	395	-163 LAP	166.836	18:54:59
	11.	129	Brian Robb	13:57	03:41	04:53	392	-166 LAP	165.790	23:58:15
	12.	121	Tom Marsh	14:01	03:41	13:33	383	-175 LAP	161.767	23:28:59
	13.	125	David Nightingale	13:28	03:33	02:42	381	-177 LAP	160.923	22:26:41
	14.	139	Joseph Smith	15:08	03:59	03:38	362	-196 LAP	152.929	23:58:48
	15.	127	Andy Poole	16:06	04:14	09:20	336	-222 LAP	141.969	23:41:16
	16.	137	Adrian Vanstone	14:21	03:47	05:04	326	-232 LAP	137.692	20:29:11
	17.	118	Mike Hoskin	17:54	04:43	05:38	305	-253 LAP	129.120	23:56:20
	18.	110	Ashley Cox	15:23	04:03	134:17	293	-265 LAP	123.754	19:43:20
	19.	135	Matt Smith	16:05	04:14	07:59	288	-270 LAP	121.642	20:16:35
	20.	116	Robin Gardner	14:20	03:46	08:57	277	-281 LAP	116.996	17:22:09
	21.	126	Colin Palmer	17:13	04:32	05:16	267	-291 LAP	112.772	20:06:45
	22.	113	Mert Derman	11:28	03:01	03:59	259	-299 LAP	109.393	12:59:50
	23.	117	David Hoben	21:25	05:39	04:49	255	-303 LAP	107.940	23:57:27
	24.	136	Ian Thomas	10:50	02:51	02:37	254	-304 LAP	107.282	12:03:02
	25.	141	Jamie Sutton	21:30	05:39	08:47	237	-321 LAP	100.101	22:18:10

Gloucester 48/24

Results

Nat.	Positi	Bib	Name	Pace (min)	Avg	Last	Laps	Behind	Dist (KM)	Time
	26.	133	Jeevendra Singh	23:41	06:13	22:37	206	-352 LAP	87.008	21:20:26
	27.	100	Paul Ali	11:04	02:55	02:04	191	-367 LAP	80.672	09:15:15
	28.	122	Ray Mccurdy	30:38	08:03	04:05	179	-379 LAP	75.617	23:59:55
	29.	128	Gordon Richards	16:49	04:25	08:54	157	-401 LAP	66.312	11:33:08