

Para District Obedience Dog Club Inc.

ISSUE 1 - 2017

Slipcollar

'Sydnee'
Cover Story pg.14



GOURMET DOG TREATS


**bow
wow**TM

Obedience
Graduations pg.19

Kennel Cough in Dogs
Pg.12

Jenkins Reserve, end of Saints Road, PO Box 497, 5108

Ph; 8281 7849 Ah; 8251 3274

Office hours: Sunday mornings 9—11am (subject to change)

www.paradogtraining.com.au /info@paradogtraining.com.au



PARA DISTRICT OBEEDIENCE DOG CLUB INC.

General Club Rules

1. Dogs are not allowed in Clubrooms.
2. Bitches in season are not allowed on Club grounds.
3. Dogs may not be off lead unless permitted by an Instructor.
4. Dogs & handlers must not use equipment without permission.
5. All incidents of dog attacks (provoked or unprovoked) must be reported immediately to the Head Instructor who will act accordingly. The incident must be recorded in the Incident Report book in the Office. An appeal to the decision made by the Head Instructor may be made in writing to the Club Secretary and the incident discussed at the next Committee meeting.
6. Children under 10 must be supervised by an adult at all times on the Club grounds.
7. If your dog fouls on the Club grounds you must clean up the deposit immediately. Poo bags are provided on the grounds. If your dog urinates on a Club building or structure, you rinse it off with water.
8. Smoking is not permitted in class or in Club buildings.
9. No alcoholic drinks are permitted in class or in Club buildings.
10. If you arrive late, do not enter your class. Wait until the instructor indicates that you may join.
11. Members must wear sensible shoes – no thongs or bare feet.

12. Any member not in class may not exercise their dog in the vicinity of classes in progress.
13. Please keep dogs well apart to avoid confrontations.
14. All handlers and dogs participate at their own risk.
15. A current vaccination certificate must be presented upon joining or attending a complimentary class. It must also be presented when renewing an existing membership.
16. Dogs carrying a contagious disease may not attend until they are cleared in writing by a qualified vet.
17. Abusive or foul language is not tolerated on Club grounds.
18. Your membership badge must be worn in class. "I forgot" badges are available from the office.
19. There will be no training for Obedience if the Saturday night forecast for Sunday is 32°C or over for the Elizabeth area.
20. There will be no training for non-trialers in Agility if the Thursday night forecast for Friday is 32°C + for the Elizabeth area. There will be no training for non-trialers in Agility if the Thursday night forecast for Friday is 32°C + for the Elizabeth area.
21. There will be no training for beginners in Flyball if the Sunday night forecast for Monday is 32°C + for the Elizabeth area.
22. Any class may be cancelled due to stormy or inclement weather at the discretion of the Head Instructor (s).
23. Sun protection is encouraged for you and your dog.
24. All injuries must be reported and recorded.
25. Class instructors in consultation with the discipline Head Instructor, reserve the right to send a dog back to a lower class if it is to the advantage of the dog and/or handler.

Contents Page - Issue 1 2017

2. General Club Rules
4. Contents Page
5. Committee Members 2016
6. Respect the Yellow Bandana – Please Give Them Space
7. Slipcollar Advertising
8. Head Obedience Instructors Report
9. Kristina Smith—Pet Sitting, Dog Walking, Pet Transportation
10. Class times and session information
11. Membership Fees
12. Kennel Cough in Dogs
14. Cover Story ‘Sydnee’ by Nicole Elkins
19. Obedience Graduations
20. Trophy award winners 2016
22. Snake Avoidance
23. Reminder from the Registra
25. Head Agility Instructors Report
26. Head Flyball Instructors Report
29. Paws 4 Massage
30. Adelaide Pet Photos
31. Bow Wow



Committee members 2017

	<u>Name</u>	<u>Email</u>
President	Julian Stokes	julianstokes13@gmail.com
Vice President	Val Holland	clutterbug28@hotmail.com
Secretary	Carmel Nottle	carmel.nottle@unisa.edu.au
Assistant Secretary	<i>Position Vacant</i>	
Treasurer	Ronnie Schmidt	barfsa@bigpond.com
Assistant Treasurer	Sharon Page	sharpage4@bigpond.com
Obedience Head Instructor	Jan Cooper	jj.cooper@bigpond.com
Obedience Trial Manager	Jess Huser	quenikia@hotmail.com
Agility Head Instructor	Chrissy Dalla Valle	PDODCAgility@internode.on.net
Agility Trial Manager	Leigh Stretton	Leigh@nuskope.com.au
Flyball Head Instructor	Carmel Nottle	carmel.nottle@unisa.edu.au
DWD Instructor	Irma crews	icrews@bigpond.net.au
Website Administrator	Alli Dawson	allison19@optusnet.com.au
Magazine Editor	Leigh Stretton	leigh@nuskope.com.au
Registrar	Carmel Nottle	carmel.nottle@unisa.edu.au
	Nicole Elkins	
	Mary Dalla Valla	
General Committee	Amber Hillier	
	Jason Hillier	
	Michelle OConnor	

Respect the Yellow Bandana – Please Give Them Space



In 2017 the Committee has decided to try using a simple and uniform approach to identifying dogs at training that require a little extra space. This is not isolating or pointing fingers at problem dogs, and it is not about identifying aggressive dogs, but rather recognising that some dogs can be fearful, anxious, nervous or highly excitable and just need a little extra room and time at training. If everyone at the club knows and respects dogs wearing a yellow bandana hopefully every dog can have a rewarding and positive experience at training. Bandana's will be available for purchase at the club shop for \$4. Before you purchase a bandana speak to your instructor or the Head Instructor to see if this is something that may benefit you and your dog.

If you see a dog wearing a yellow bandana please give it a little extra space when passing even if you don't have a dog with you. As you pass avoid eye contact with the dog.

If you do have a dog try to pass with your dog on the outside of you, keep it on a short leash and its attention on you. When you are in class, just make a note of any dogs with a yellow bandana and try to give them a little extra space.

If your dog is wearing a yellow bandana ensure it is worn at all times while on the grounds and not just during training. Be mindful of where you stand to try and give people passing enough room to give you space as they pass whenever possible particularly when in the carpark or around the club buildings. If you are passing someone else keep your dog at a safe distance and its attention on you. In class be mindful of other dogs wearing a yellow bandana and work away from them if possible. Always speak to your instructors about what your dog is and isn't comfortable with to keep training a positive experience.

Hopefully if everyone recognises and respects dogs wearing a yellow bandana everyone can have a rewarding training experience.

Thank you

PDODC Committee and Instructors

Slipcollar Classifieds & Advertising

25 words or less, single issue = \$2

1/2 page, single issue = \$5

Full page, single issue = \$10

1/2 page, full year = \$30

Full page, full year = \$60

All adverts should be emailed to the magazine editor:

leigh@nuskope.com.au

Head Obedience Report

Hi everyone and welcome to another year of Obedience for 2017.

There is nothing more satisfying than to see a well mannered and obedient dog, but reaching that goal requires commitment from both dog and handler.

Here at Para we have a team of excellent instructors on hand who can teach you to train your dog properly and achieve that result, however Practise—Perseverance and above all else Patience, are three things you have to remember to be successful. There is no set time for you and your dog to reach the different levels of obedience as some dogs learn quicker than others in a class situation. The most important thing is to enjoy the challenges that each class requires and work together as a team. If you find any problems, I would urge you to speak to your instructor who can give you lots of helpful tips and advice to correct the situation.

We are all volunteers giving our time and knowledge that makes the club a success, therefore if any member can give a helping hand in any capacity it would be most appreciated. Just speak with any instructor, we never turn anyone away from joining our family of helpers.

Happy Training.

Jan Cooper Head Obedience Instructor





Kare4petz
ADELAIDE

Animal care ... when you're not there

Pet Sitting, Dog Walking & Pet Transportation



Pet Sitting

Kare4petz Adelaide will be there for your animals when you are unable to be there. Having your pets cared for in their own environment reduces stress and helps to keep your animals happy. Packages are tailored to suit your needs and ensure that your pets have a relaxing time and you come home to happy animals.



Dog Walking

Dogs need exercise to stay healthy and a walk during the day will help to reduce boredom and increase the dog's mental stimulation. All walking is done on lead and the duration is as agreed.



Pet Transportation

Pet transportation is available. This service is suitable for people that have a need to get their animals to a vet, the airport or another location. Dogs must be on lead or in a crate and cats must be in a carry cage. Bookings must be confirmed at least one week prior to the required pick up date.



Kristina Smith

M: 0421 960 108 🐾 **E: kris@kare4petz.com.au**

www.kare4petz.com.au 🐾 www.facebook.com/kare4petz/

CLASS TIMES AND SESSION INFORMATION

Whether you aspire to gain titles in dog sports or just want to train for fun and to have an obedient dog that is a good member of the community, PDODC offers its members choices, advice and support.

Obedience Class Times: Sunday Mornings

8.30am. Utility

9.30am. Puppies/First Timers, & Class 5

10.20am. Class 6

10.20am. First Timers (*New Members*)
Information Session

10.30am Learners & Class 2

11.15am Class 4

11.20am Class 3

11.25am Class 1



OFFICE OPENING HOURS

Sunday

9.00am - 11.00am

(Subject to change)

**Rally Obedience
Sunday Morning**

9:15am

ITEMS FOR SALE AT PDODC SHOP

All items vary in price and can be purchased on Sunday mornings during office opening hours. Tug Toys, Dumbbells, Liver Treat Bags, Slip Collars, Martingales, Clickers, leads and collars in different sizes and colours.

RAFFLE PRIZES NEEDED

Got any items sitting at home not being used that would be suitable for raffle prizes? Why not donate these items to the club?

Donations are appreciated to help raise money for the club at trials held at your club throughout the year.

Please deposit in the office.

Membership Fees 2017**New membership pay an additional joining fee of \$5**

Junior (10-17yrs) \$35

Single \$55

Double/Family \$65

Single Pensioner \$45

Double Pensioner \$55 (Full Pension Card) required

Agility, Flyball and Dances with Dogs classes have an additional cost of \$3 per lesson and \$1 for each additional dog, to cover lighting and up keep of equipment. Membership fees cover a year of training from February to November.

Obedience Graduations: For Your Information

Grades 1 & 2 are graduated on the first Sunday of the month

Grades 3 & 4 are graduated on the last Sunday of the month

However, this may not be possible every month due to HOT weather, long weekends, rain, inclement weather or unforeseen circumstances. So there will be exceptions made if and when, there

Kennel Cough in Dogs

If your dog is hacking away or constantly making noises that make it sound like he's choking on something, he may have a case of kennel cough, or canine infectious tracheobronchitis. Although kennel cough can sound terrible, most of the time it is not a serious condition, and most dogs will recover without treatment.

What is Kennel Cough?

Just as human colds may be caused by many different viruses, kennel cough itself can have multiple causes. One of the most common culprits is a bacterium called *Bordetella bronchiseptica* m-- which is why kennel cough is often called Bordetella. Most dogs that become infected with *Bordetella* are infected with a virus at the same time. These viruses, which are known to make dogs more susceptible to contracting Bordetella infection, include canine adenovirus, canine distemper virus, canine herpes virus, parainfluenza virus and canine reovirus.

Dogs "catch" kennel cough when they inhale bacteria or virus particles into their respiratory tract. This tract is normally lined with a coating of mucus that traps infectious particles, but there are a number of factors that can weaken this protection and make dogs prone to kennel cough infection, which results in inflammation of the larynx (voice box) and trachea (windpipe).

These factors include:

- Exposure to crowded and/or poorly ventilated conditions, such as are found in many kennels and shelters
- Cold temperatures
- Exposure to dust or cigarette smoke
- Travel-induced stress

Symptoms of Kennel Cough

The classic symptom of kennel cough is a persistent, forceful cough. It

This is distinct from a cough-like sound made by some dogs, especially little ones, which is called a reverse sneeze. Reverse sneezes can be normal in certain dogs and breeds, and usually only indicates the presence of post-nasal drip or a slight irritation of the throat.

Some dogs with kennel cough may show other symptoms of illness, including sneezing, a runny nose, or eye discharge.

If your dog has kennel cough, he probably will not lose his appetite or have a decreased energy level.

Treating and Preventing Kennel Cough

Kennel cough is contagious. If you think your dog might have the condition, you should keep him away from other animals and contact your veterinarian.

Although most cases of kennel cough will resolve without treatment, medications may speed recovery or minimize symptoms during the course of infection. These include antibiotics that target *Bordetella* bacteria and cough medicines. You may also find that keeping your dog in a well-humidified area and using a harness instead of a collar, especially for dogs that strain against a leash, will minimize the coughing.


Most dogs with kennel cough recover completely within three weeks, though it can take up to six weeks in older dogs or those with other medical conditions. Because serious, ongoing kennel cough infection can lead to pneumonia, be sure to follow up with your veterinarian if your dog doesn't improve within the expected amount of time. Also, if your dog at any time has symptoms of rapid breathing, not eating, or listlessness, contact your vet right away, as these could be signs of more serious conditions.

There are three forms of vaccine for kennel cough: one that is injected, one that is delivered as a nasal mist, and one that can be given by mouth. Although these vaccines may help, they do not guarantee protection against kennel cough or infectious tracheobronchitis because it can be caused by so many different kinds of bacteria and viruses. Also, it is important to realize that neither form of the kennel cough vaccination will treat active infections.

Sydnee

By Nicole Elkins


I have a perfect dog. She has never put a foot wrong, she is always obedient, a wonderful jogging partner, and never came to training. My 11 year old cocker spaniel, Alison, is so perfect that I decided to put in an order for one of her relatives. Sydnee Cocker-
too (so named due to being cocker spaniel number 2) was born 5 days before Christmas 2014, landed from Broken Hill on Valentine's Day 2015, and hit with the full force of a category 5 hurricane. This is her story.



I always read stories in the club magazine about the amazing dogs who have been champions across all the different disciplines, and I admire the incredible dogs I see at training who can do extraordinary things. And let's be honest, I'm jealous of them. Don't we all wish that we had one of those dogs? Sydnee is not one of those dogs. Sydnee is naughty. So when Sydnee was suggested as a topic for the magazine, I couldn't see the point in writing about my just-turned-two menace, who hasn't trialed and has no titles, other than the fact that the whole club would get to know how badly behaved my dog is! After some thought though, I decided it might be worth sharing her story, so that people with their own little terrors can relate and take



Our PDODC story began one Friday night in April when Sydnee and I marched down to agility training (because obedience looked boring, and was for those 'doggy people', so we weren't joining that). I had never trained a dog before, but Sydnee was awesome at agility. I was super happy with her progress, and she loved it. That all changed one night though, when something terrible happened. Our instructor said we were ready to come off



lead. Wow. It turned out Sydnee was not so good at agility. Not nearly as good as she was at running circles around the edge of the class until she tired out because she was too fast to be caught. This went on, more or less, for the rest of 2015, until finally there was more actual agility than uncontrolled running, and we graduated to the next class. The class where they use real equipment.

Well, this increased Sydnee's love for agility 10 fold. She couldn't believe her luck when she realised that not only was she going to be let off lead, but there was all sorts of fun equipment to play on. She wasted no time in designing her own agility courses, particularly incorporating tunnels, the scramble and jumps, always running back to me with a huge, proud grin on her face, not understanding why Mummy wanted to strangle her. Probably her greatest stroke of genius though, was the night she worked out she could get the treat at the end of the course, without actually having to run the course, by taking 10 steps to her left and stealing it. The rest of 2016 progressed much like this, with gradual improvement, and we have now

Just when I thought I'd seen all her tricks, Sydnee has now decided to start pulling up stumps, mid-course, and high-tailing it to the car, ready to go home! She is, however, weaving straight and doing the contacts well - unfortunately she just doesn't care much for the jumping courses that Chrissy and Michelle design...




Right about the time Sydnee started legging it at agility, I decided it we needed to brave the 'doggy people', and join obedience. Sydnee is a reasonably clever little dog, and seemed to be breezing through the classes. It took her 6 weeks to get from P1 to Class 2, graduating into class 2 in September 2015. This was when she began experiencing a strange temporary deafness that seemed to coincide with class every week. She didn't drop once in class for over 6 months, and she interpreted the term 'stay' as 'get up and wander around as you please'.



There was even the day when, after always having a perfect recall, she decided she would attempt to break Usain Bolt's 100m record, dashing across the oval to visit my mum's Labrador. Our instructor, Alex, had taught Sydnee for a few months, left to train her own pup, graduated with him, and

We were in that class for a year and 2 months before we finally graduated (by the skin of our teeth) into class 3 in November 2016. We have now made it into class 4, improved our behaviour somewhat, and obedience is now probably my favourite discipline ...and the 'doggy people' tuned out to be pretty ok too!

By the beginning of 2016, Sydnee was 12 months old and, so along we went on a Monday night to try flyball. Sydnee hated it. I could tell by her face that she thought it was the most ridiculous, pointless exercise ever. I mean, why would you bother running up to a box, putting your paws on it and running back again? This went on for months, with minimal



progress. Then a ball started popping out of the box. She thought the new ball-dispensing machine was fabulous. She'd go up, trigger it, the ball would hit her in the face (because she couldn't catch), she would pick it up, and walk off to chew it. We tried all sorts of antics to get her to bring it back to me - the usual food bribery, dancing with her stuffed brown dog, hurdling the jumps myself. None of it worked. She took her own good time, and the day she was good enough to do a full run, flyball was suddenly her favourite thing to do, ever. It only took a few months from then for her to be training with the trialers and be invited to join a team for the first competition of 2017 (albeit with me doing backwards running star jumps and cheering her on at the top of my voice to get her to bring the ball over the line). In

There was the time she decided it would be easier to get a ball out of the bucket than the box, and when Carmel wouldn't let her, they had a stare-down for about a minute before Sydnee gave up, took the ball from the box and finished her run; or the time where she convinced herself it was her job to take the ball from the other lane before the dog running in that lane could get it ...and we won't mention that I still occasionally have to repeatedly throw (little) tennis balls at her head to remind her to catch them!

Being a gun dog, she also tried her hand at retrieving, which, sadly, was a failure, resulting in another escapade to the car park to sit next to the car. This was funny, given that about six months later she decided she would have another, more successful, crack at being a gun dog, retrieving a dead pigeon from the garden and laying it to rest on my pillow. Recently, she also attempted swimming, which she was quite good at, except for the fact that her preference was to cling to my back and have me tow her around West Lakes.

I guess the point I'm trying to make about Sydnee is, that although she isn't naturally good at anything, and she can be infuriating, we haven't given up. We always turn up, even though it seems like we are sometimes going backwards, and we keep giving it our best. We try to put it in perspective, and have as much fun as we can. Even though we provide the entertainment most of the time, I can see that my little class clown is making progress on the big picture. We have our first flyball competition in a few weeks, we will trial in obedience soon, and although agility is a bit further off, we will trial in that too. My advice to anyone new to training, especially with a 'difficult' dog like Sydnee, is not to quit, take as much help from the amazing instructors as you can, and enjoy spending time with your dog,

Obedience Graduations

Congratulations to all graduates and TOM's (Team Of Month)

Graduation and TOM certificates are available if requested by the handler. Please see Val if you would like one.

Class 1—2

Sandy & Brock TOM →

Jean & Sammy



Ali & Parker

Kathy & Penny

Lyn & Casey

Belinda & Hugo

Sue & Kyrie TOM →



Class 2—3

Michelle & Lottie TOM →



Katherine & Holly

Louise & Oliver

Val & Bella

Kathryn & Jango

Lynne & Kaycee TOM →



Class 3—4

Helen & Jazmyn TOM →

Doug & Summer

Keryn & Lolly

Michelle & Banjo


Megan & Ruby

Katherine & Holly TOM

Julian & Loki

Nicole & Sydnee

Michelle & Lottie



Class 4—5

Mariot & Metre TOM →

Alex & Treble TOM



Club Member Titles & Trophies Awarded 2016

Handler	Dog	Obedience	Rally Obedience	Agility/ Jumping/ Games	Flyball	DWD
Alex Stapledon	Noah				FMX	
Amber Hillier	Jess				FDCh & AFCh	
Carmel Nottle	Gypsy	FM				
Carmel Nottle	Bunji	RA				
Chrissy Dalla Valle	Jess	CCD			FM	
Christine Edwards	Zac	CCD				
Geoffrey Evans	Harley	CDX				
Jan Cooper	Banjo	CDX	RN & RA			
Jenny Ellis	Speck	CCD	RA			
Jenny Ellis	Jessy	CDX	RA			
Karen Moralee	Sparky	CCD		JDX		
Karen Walker	Tessa				FDX & FDCh	
Kay Gosnold	Desta	FM				
Kim Leyland	Bear	CCD	RN			
Leigh Stretton	Asha	FM				
Linda Hedges	Cleo			SPD & JDX		
Linda Hedges	Ashwyn	UD		ADO		
Linley Nicholson	Emjay				AFCh	
Lorraine Watts	Holly	RE				
Lucy Stapledon	Hendrix	RN				
Marianne Keller	Ronya	RA				
Mary Dalla Valle	Jaye				FD, FDX & FDCh	
Mel Smith	Fielder				FD	
Michelle Stokes	Scarlett	FM				
Peggy Stewart	Keisha	CCD	RN			
Rachael Fagan	Narla			AG CH 500		
Robyn French	Dakota	CCD				
Rose Ince	Rex			JDX & ADX		
Roy Ellis	Tilly	CCD				
Sandra Kramer	Penny		RN			HTM.S & FS.S
Scott Cousins	Sasha				FD & FDX	
Tori Watkin	Anya				AFCh	
Vickie Lindeblad	Koral				FDCh & AFCh	

Flyball Encouragement Award - Nicole & Sydnee

Agility Encouragement Award - Stephanie & Massey

Obedience Encouragement Award - Alli & Parker

Top Rally Obedience Award - Jan Cooper & Shartooz Quatro Banjo Player

Top Agility Award - Rachael Fagan & Macy's Mystic Blue Sapphire

Top Obedience Award - Linda Hedges & Ashwyn

Top DWD Award 2016 - Sandra Kramer & Glenmave Ready To Rock And Roll

Top Obedience Trialling Dog - Linda Hedges & Ashwyn UD ADO

Obedience Trialling Bitch - Jenny Ellis & Emberforde Alice In Wonderland
CDX RA

Agility Champion Shield - Rachael Fagan & Macy's MysticBlueSapphire

SNAKE AVOIDANCE

Hi everyone, here at Para one of our Instructors Jess & her husband Ben own a variety of snakes & reptiles, they have kindly offered to come & give us their expert advice on teaching our dogs to avoid snakes by reinforcement based teaching methods. If you are interested in attending the class could you please put your name down, there will be a list at the Instructors table outside the office, then we will arrange to have the lesson one Sunday afternoon after training, as soon as possible.



Jan Cooper.

Amendment to article in issue 4 2016

Rose is pictured below with her dog 'Rex' not Summer, as stated in issue 4 2016. (apologies Summer)



Congratulations Para Districts on winning the 'Shannon Memorial Team Shield' at the German Shepherd Dog Club Agility / Jumping Trial on the 3rd September, 2016. Well done handlers and dogs on a superb effort!

From left to right:: Rose & Rex, Rachael & Narla, Victor & Ashwyn (owner, Linda Hedges)

Reminder from the Registrar for P.D.O.D.C. After applying for the title at Dogs SA.

If you meet the criteria for title recognition please complete a PDODC Application for Title Recognition Form and provide this along with your qualification cards (copies preferred), ANKC Title certificate (copies preferred) and proof of payment of fees (if required) to the Registrar, Carmel Nottle, for recording ASAP. You will only receive recognition of a title if you put PDODC down as your **first** club. The application form and criteria for title recognition can be found on the PDODC website and Facebook page, and copies are available in the office. Paperwork can be submitted electronically to carmel.nottle@unisa.edu.au or via the tray in the office.

NEW GROOMER IN NORTHERN SUBURBS



MENTION THIS FLYER
AND RECIEVE 10% OFF
YOUR 1ST GROOMING
VISIIT

**2 Comley Court Salisbury
Plains SA 5109**

Jessica Geue Dog Groomer / Qualified Vet Nurse
0447271562

ALL BREED CLIPPING AND GROOMING MATTED DOGS A SPECIALTY

2 COMLEY COURT SALISBURY PLAINS SA 5109

SERVICES WE OFFER

PICK UP SERVICE
FULL CLIP& BATH
TIDY UP & BATH
CLIP ONLY
BATH/BLOW DRY AND BRUSH
PUPPY 1ST CLIP&BATH
ALL GROOMS INCLUDE NAIL CLI/EAR PLUCK AND ANAL GLANDS
EXPRESSED
PENSIONERS RECIEVE 10% OFF ANY FULL CLIP AND GROOM

CALL US TODAY FOR AN APPOINTMENT

JESICA GEUE 0447271562

Facebook: K9-Kutz

Agility Report

Welcome back for another year of Agility Training! Hope you all had a good break and practiced lots ;)

So far we have only had to cancel one training session due to hot weather, just unfortunate it is then followed by a long weekend.

It's good to see familiar faces back again, along with a few new ones. Just a reminder that training is now an extra \$3/night (+\$1/dog for any additional dogs).

We have a couple of trials coming up this year with the first one in June followed by the second one in September. More details to come closer to the dates.

If you are interested in doing agility with your dog, the dog needs to be at least 6 months old, come down around 6:30 on a Friday night and give it a go. Please remember to wear suitable footwear and bring lots of treats for your furry friend.

Chrissy – Head Agility Instructor

PDODC Agility Class Times Fridays (pm)

6:30pm Set-up

7:00pm-7:45pm New Dogs, Puppies and Non Triallers

7:30pm Set-up Triallers

8:00pm-9:00pm Triallers

If the estimated Friday maximum temperature for Elizabeth on channel 9 news, Thursday Night, is over 32 or higher, there will be no training.

There will be no training on a long weekend where the Friday or Monday is a public holiday.

Flyball Report

Well the year has started off with a rush although for some of us training didn't really stop over the summer break. Over the Easter Long weekend we will have two teams travelling to Hastings in Victoria for the Australian Flyball Association National Championships. The teams did some training and times over summer to ensure that we are ready for the event and hope to do the club proud.

To help us prepare for Nationals we will also be running our first competition of the year on Saturday March 25th. We will have a number of new dogs competing in their first competition along with some very experienced dogs. We are expecting there to be 5 teams competing, three from Para and two from Dover. Make sure you come down and check out some of the action with racing starting at 9am.

Also on the agenda for the near future is a demonstration of the sport at the inaugural Doggy's Big Day Out at Kapunda on Sunday April 9th as well as the first of the Dover competitions on Saturday May 6th. While at the time of writing this report it is forecast to be 38 degrees today, hopefully there aren't too many more hot days ahead and the rain stays away so we can make the most of training. Other than that training is going well and everyone is excited for the year ahead.



If you are interested in knowing more about Flyball or would like to give it a try with your dog feel free to come down to training on a Monday night. Beginners starts at 6:30pm. To begin training your dog must be 12 months of age and preferably in grade 3 obedience. If they aren't in grade 3 but have a fairly reliable recall and are motivated by food, a ball, or fun then come down and we can do an assessment to see if they are ready to start. If they aren't quite ready we can give you a few things to work on and you can always try again a little down the track. A dog of any size can compete in Flyball and we are always looking for more small dogs to join our teams. It also doesn't matter if your dog isn't super-fast, team racing is handicapped to allow for the difference in dog speeds. We always welcome new dogs no matter what shape, size or speed and most importantly no matter how crazy.

Happy Training

Carmel

PDODC Flyball Class Times - Mondays (pm)

6.30pm Set-up and Dog assessment


6.45pm. Beginners

7.30pm Intermediate / Triallers

Weather rule - If the temperature for Monday is forecast on Sunday evening for 32 degrees or higher, there will be no training. If stormy or inclement weather, training may also be called off.

ALL DISCIPLINES! !

Please don't forget to wear your club badges



Increase to Agility, Flyball & DWD training

Reminder that the above disciplines are now \$3 per dog and \$1 for each additional dog.

Help needed!

We have our agility trial coming up on Saturday June 3rd. If you can help in any way, either for a half or a full day , please see an instructor.

Thank you Allingtons!

Thank you Allingtons for you donation of plastic bags.

The Biztek Digital logo features the company name in a stylized, 3D font with a blue lightning bolt graphic. The background is orange with binary code (0s and 1s) and a faint image of a computer monitor. Contact information is listed in the bottom right corner.

1224 Northeast Road,
St Agnes SA 5097
Ph: 08 8264 1011
E: sales@Biztekdigital.com.au

- We service and repair computers and laptops,
 - We offer online computer assistance by remote control,
 - We can provide domain names and website hosting,
 - Website design and maintenance using various packages,
 - Get your ADSL connections through TPG,
- and utilise data salvage using Payam Data Recovery in their 'clean room' in Adelaide.





PAWS 4 MASSAGE

Massage for you canine friend
Relaxation, Remedial and Reiki

If your dog has been injured, showing signs of lameness a massage may be able to assist them.

As with people a relaxing massage can aid wellbeing for your canine friend.

Offering by appointment only
After Hours or Weekends

Phone Rosemary on **0414 252 374**




Adelaide Pet Photos 🐾 🐾



Capturing the fun, love
& joy
you share with your dog.

Pet portrait photo shoots
with professional photographer
Janet Coelho
at her studio in Mawson Lakes.

SPECIAL for PPODC members
Free photo shoot with proof of membership
(usually \$125)



Ts&Cs
Minimum spend on prints, canvas,
books or usb etc \$200

Studio photo shoots only

Dogs only, no humans!

Call Janet for more info
& detailed print pricing.



www.adelaidepetphotos.com.au

Ph: 0423 026 060





PARA DISTRICT OBEDIENCE DOG CLUB UNIFORM

Contact person – Linley Nicholson

Embroidered Club Uniforms are available to all members of PDODC. Orders are placed on a monthly basis. If you would like to order club clothing, please use the order form below and hand it in to the office.

Name:..... Contact Number

Item	Size	Quantity	Price
Polo Shirt Kids 4 – 14 Ladies 8 – 20 Adults Small - XL			\$28.00 \$32.00 \$32.00
Spray Jacket Kids 4 – 14 Adults XS – 5XL			\$45.00 \$47.00
Polar Fleece Vest Kids 4 - 14 Ladies 8 – 20 Adults S – 5XL			\$33.00 \$36.00 \$36.00
Polar Fleece Full Zip Kids 4 - 14 Ladies 8 – 20 Adults S – 3XL			\$30.00 \$50.00 \$58.00
Caps & Beanies			\$12
TOTAL			\$