

June/July/August

Slipcollar



big bucket carryish

premium carryish



Photography Pg. 20




slinnings warehouse



Top Novice Border Collie 2013

After FX Productions



Cover Story
Saba Pg. 8



Jenkins Reserve, end of Saints Road, Salsbury PO Box 497, 5108
Ph: 8281 7849 Aft: 8251 3274 Office hours: Sunday mornings
www.paradogtraining.com.au info@paradogtraining.com.au



CONTENTS PAGE

2. Obedience Graduation Photos; Team of Month Contents Page
3. 2013 Committee Members & Executive Team
4. 2013 President's report: Greg Davey
5. Head Obedience / Vice President's Report
6. Obedience Graduations
7. Cover Story: Saba by Jan Mitchell
8. Agility Class Times, Hot Weather, & Public Holiday Policies
9. Agility Head Instructor's Report: Chrissy Dalle Valle
10. Dog Whisperer: Cesar Millan
11. Reminder from the Registrar
14. What is ANKC *herding* all about? C Course
16. **Herding: TRAINING DAY** Saturday, 6th July, 2013
17. DWD's Head Instructor's Report: Sharon Page
18. Obedience Class Times, Office Opening Times & Information
19. Dog Handler Etiquette
20. After FX Productions: Professional Photography
21. PETStock Assist
22. PETStock Dog Care
25. PETStock Dog Owners Check List
26. Rainbow Bridge Bio Cremation
27. Flyball Class Times & report by Head Instructor, Martin Watt
28. Flyball Calendar of Events
29. Advertisements
31. General Club Rules
32. PARA DISTRICT OBDIENCE DOG CLUB UNIFORM



Committeemembers 2013

| Position | Name | Email |
|---------------------------|---------------------|------------------------------|
| President | Greg Davey | greg.davey55@gmail.com |
| Immediate Past President | Julian Stokes | julianstokes13@gmail.com |
| Vice President | Ray Gunter | fhs1@bigpond.com |
| Secretary | Carmel Nottle | carmelnottle@unisa.edu.au |
| Assistant Secretary | Linley Nicholson | linleyhn@yahoo.com.au |
| Treasurer | Jess Huser | quenikia@hotmail.com |
| Assistant Treasurer | Greg Davey | greg.davey55@gmail.com |
| Obedience Head Instructor | Ray Gunter | fhs1@bigpond.com |
| Agility Head Instructor | Chrissy Dalla Valle | chrissyvd@internode.on.net |
| Flyball Head Instructor | Martin Watt | mw109@adam.com.au |
| DWD Head Instructor | Sharon Page | sharpage4@bigpond.com |
| Magazine Editor | Leigh Stretton | leigh@nuskope.com.au |
| General Committee | Peter Alderson | palderson@phoenixsocc.org.au |
| | Mary Dalla Vale | breaJaye@internode.on.net |
| | Linley Nicholson | linleyhn@yahoo.com.au |
| | Amber Bruemmer | amberangel713@live.com.au |



4

2013 Presidents Report June 2013



Hi All,
So far this year the club has held an Obedience trial & Agility Trial & a Flyball Trial with some good attendances.

Thanks must go to all those that assisted with Stewarding, Organizing helping with food BBQ Fundraising Cooking for Judges & Stewards, Trial Secretaries & there helpers, without this help the club would struggle to have these events. Congratulations to all the Members & their dogs that have graduated over the last few months, thanks must go to the great instructors without the persistence many people would not have achieved the success.

Thanks must go to Bunning's for the Kind Donation to our club of two metal hose reels to hold our ropes for setting up of the trial rings, without the help of organizations like them we would struggle to make ends meet. We are looking for people to aspire as Instructors for Obedience on Sunday's if you are interested please see Ray, Sharon or Jan at the table on Sunday mornings they will be only too happy to explain what is involved. It is good to see a constant number of people bringing along their Puppies to learn obedience are still experiencing large numbers. Thanks must go to Julian & his band of helpers for making this run so well.

Regards
Greg Davey

I hope to see you all enjoying training if you have any suggestions or comments that will assist the club to run smoothly please come & see me. I hope everyone continues to enjoy training.

5

Obedience Graduations CONGRATULATIONS on your hard work
April/May/June 2013 and in no particular order

Class 2-3

Georgia & Reggie TOM

Greg & Buddy TOM

Kathie & May TOM

Ben & Abyss

Kerry & Samba

Vicki & Gienah

Sarah & Koda

Catharine & Smoke

Robert & Oscar

Marian & Brooksy

Kevin & Sally

Jeffrey & Harley

Catharine & Cole

Alan & Jasper

Class 4-5

Monica & Piper TOM

Sharon & Winston TOM

Sally & Lexi TOM

Heidi & Suza

Larissa & Emjay

Trish & Zoe

Lorraine & Hollie

Lyn & Brogan TOM

Christine & Zac TOM

Class 1-2

Kevin & Sally TOM

Kylie & Sam TOM

Georgia & Reggie TOM

Robert & Oscar

Jodie & JB

Marion & Brooksy

Bronte & Ollie

Susan & Tinka

Georgia & Reggie TOM

Jeffrey & Harley

Dee & Diezel

Alan & Jasper

Claire & Hershey

Max & Choco

Stewart & Nala

Dianne & Zac

Mery & Jason

Frank & Cade

Class 3-4

Chris & Zac TOM

Vicki & Gienah

Mary & Jaye

Peggy & Myra

Kylie & Lucy

Kerry & Samba

Fiona & Mac

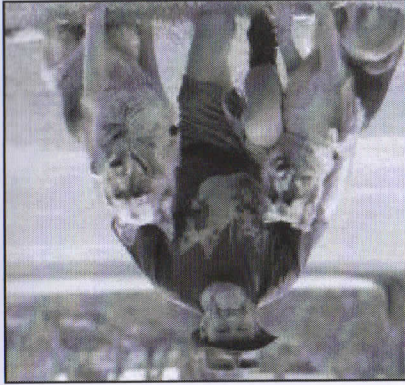
Linley & Koda

Edward & Cobber

Carmel & Bunji

**HEAD INSTRUCTOR/
 VICE PRESIDENTS REPORT**

I am still looking for more instructors as class sizes seem to have grown to the stage where individual instruction is impossible, so if any one is interested in becoming and instructor please talk to me, Jan or Sharon on a Sunday morning.



Even with the large class sizes classes have run relatively well due to the expertise and diligence of the instructors and I thank them all for the effort that they put in, special thanks must go to Sharon who does class book and does most of the organizing without her I would be lost.

Now on a brighter note I was successful in getting a Salisbury Council Grant to enclose the shed verandah, this will be done August/September so I am told, this area will then become the storage space for all of the Flyball equipment currently stored in the central area between the canteen and office. I have long term plans to upgrade the central storage area and turn part of it into a permanent shop for the leads and collars etcetera, this will free up verandah space and will save time by not having to unpack and repack shop stock on a Sunday morning it will also give the shop attendants some where to sit out of the wind in winter.

Salisbury Council has also indicated that they will have a look at our toilet facilities with the view to upgrading them and they are also going to look a few other areas that could perhaps be included in that upgrade.

Happy Training

Ray Gunter

VP/Head Obedience Instructor

Obedience Graduations: For Your Information
 There seems to be a lot of confusion as to when graduations take place. The grade 1 & 2's are graduated on the first Sunday of the month and the grade 3 & 4's are done on the last Sunday of the month, however this may not be possible every month due to H-O-T weather, long weekends, rain, inclement weather or unforeseen circumstances. So there will be exceptions made if and when, there needs/ has to be. **Please** help your instructor in every way possible by not complaining when you don't graduate to the next class, there is usually a good reason why your graduation hasn't taken place. Your instructor will be able to tell you the reason why, and then you can work on what has held you back, in readiness for the next scheduled graduation.

Saba's Story

Hi everybody my name is Damaronte Reine de Saba, "Saba" to my friends. I am a long stock coat German Shepherd Dog.

I live with my adopted mum and two sisters Bonnie, a Collie Rough and Pebbles a Border Collie.

I have my CCD title and one pass in Novice and I hope to get my CD title this year.

My real mum and dad now both

Champions in the show ring also trained at the club. Monte my Dad has CDX and

Barn Barn my mum has CCD just like me.



I am two years old and mum says I am very lucky to have reached that age as I was such a naughty puppy. I'll bet she has already told you just how naughty I was.I ate the handle off her new TV cabinet, also chewed one of the door off, I took a big chunk out of the wine rack.

One day when mum was out I open a bottle of her best wine, half of which spilled on the carpet in the lounge room and I shared what was left with

Bonnie and Pebbles. When mum got home she put me out in the yard to think about what I had done. That is not the worst things I did, I ripped up the lounge room carpet and when mum got home she was very angry and I copped what for. There was carpet and underfelt from one end of the house to the other.

Bonnie and Pebbles took off and hid leaving me to take all the blame.

Saba

there!

Come and say hello, you can't miss me I'm the biggest German Shepherd



I suppose I deserved all the blame as I got caught on more than a few occasions nibbling on the carpet. We now have new carpet which I like.

Since I am a big girl now I don't try to

destroy the house or the furniture. I still like to dig holes in the yard.

I love to train at the club on Sundays

when mum can get there. The thing I love most of all is when I find a friend who will

run with me after training.

PDODC Agility Class Times - Fridays (pm)

6:30pm Set-up

7:00pm-7:45pm New Dogs, Puppies

and Non Trialers

7:30pm Set-up Trialers

8:00pm-9:00pm Trialers

IF THE ESTIMATED FRIDAY MAXIMUM TEMPERATURE FOR

ELIZABETH (ON CHANNEL 9 NEWS, THURSDAY NIGHT) IS 32° OR

HIGHER, THERE WILL BE NO TRAINING

PLEASE NOTE

THERE WILL BE NO TRAINING ON A LONG WEEKEND FOR ALL

DISCIPLINES (WHERE THE FRIDAY OR MONDAY IS A PUBLIC HOLIDAY)

Well here we are nearly half way through the year, where does the time go?

Agility is going strong this year with all classes having strong

attendance and I appreciate all the help and assistance from the instructor

team.

PDDC has competed in the first 2 quarter Auslunk courses, finishing

the first quarter in 4th place. The second quarter is still being run and

results will be available later this month/early next month.

Para's first agility trial, which was held on the 25th May, went well with

approximately 380 entries. It was a fun day. I thank not only the

Judges, Stewards and Competitors on the day, but also the people that

helped out behind the scene, including the girls in the office, the girls &

guys in the canteen/club (including making the judge's lunch), the girls

entering in all the competitors, and all the helpers on the day: setting up

the gazebos, getting the rings ready, and assisting in adjusting the

rings when required and packing up the equipment at the end of the day.

Para's next agility trial is on 28th September and work is already

underway to make this trial just as successful. If you are thinking of

entering a trial for the first time, assisting at a trial is a great introduce-

tion to trial etiquette and how a trial is run. If you want to help, in any

way, please see me or any other committee member.

See ya out there on a Friday night.

Chrissy - PDDC Head Agility Instructor 2013

DOG WHISPERER

By Cesar Millan

I rehabilitate dogs. I train people. I am Cesar Millan, and the world knows me as the Dog Whisperer.

I was born in Culiacán, Sinaloa, Mexico, and grew up working with animals on my grandfather's farm. Because of my natural

way with dogs, they would follow me everywhere. Other kids would bully me and call me el perro—"the dirty dog boy." But I tried to not let the negativity get to me, and for my 13th birthday my wish was to become the best dog trainer in the world.

It's no secret that I jumped the border into the US when I was 21. Here I spoke no

English and knew no one. I was homeless living on the streets for 2 months and

eventually got a job as a dog groomer and dog walker. So here's a Mexican guy

walking 30 or 40 dogs off leash. I didn't even know walking dogs off leash was

illegal.

I developed a following and got a reputation for being able to work with the

most aggressive dogs. In 1994, I met Jada Pinkett, then a sitcom actress (now Jada

Pinkett Smith, after her marriage to Will Smith). She became one of my clients and

biggest supporters. When I told her I wanted to be on TV, she told me I needed to

learn English first and she even paid for my English tutor for the year.

Then after a profile of me ran in the Los Angeles Times, I was approached by

several production companies to develop a TV show. I started working on a pilot

for Dog Whisperer with Cesar Millan. It first aired in 2004 on National Geographic

and would become National Geographic's #1 show. The show is now on Nat Geo

WILD and broadcast in more than 80 countries!

I got married in 1994 and had two sons, Andre in 1995 and Calvin in 2001. But in

June 2010, I received news of my divorce while in London and it made my whole

world come down. I felt defeated, a big sense of guilt and failure. I had my boys



The engagement on the site, Facebook, and Twitter is unbelievable. I'm closing in on 2.3 million fans on Facebook and 450,000 followers on Twitter, and I've never seen a group of smarter, more passionate, and engaged fans anywhere online.

One of the things I'm most proud of is the Dog Psychology Center (DPC). The DPC started off as a dream while I was trying to make my way as a dog trainer in South Central Los Angeles.


At the time, I was surrounded by a community of drug abusers, graffiti-covered buildings and an overall negative energy. This was no place to make a dream come true. But with the support of friends and family, and the luck of a vacant parking lot, that dream took roots.

Today the DPC looks a little different. It sits in the hills of Santa Clarita. I never thought my dreams of owning a center where dogs can come together as a pack and be rehabilitated would ever turn out as it has. It has been a beautiful transformation over time and I am ready to really focus on getting back to the basics of rescuing dogs, rehabilitating them and then placing them in good homes. I want to recreate the farm experience from when I was a kid in Mexico and invite children to come learn the natural way of life, including actual farming and working with other species too. I would also love to open the facility to other dog trainers and have them come and learn together as a community.

Another long-time dream I'm really proud of is The Millan Foundation. The foundation has provided financial support and rehabilitation expertise to animal shelters around the world since its inception on Valentine's Day 2007. One of the many programs that is making a big difference in the lives of children is called Mutt-i-grees. Based on my principles, it teaches children empathy, social skills, self-awareness and has been shown to combat bullying in schools.

I hope that I can be an inspiration to everyone out there who is trying to live their dreams. Even though the odds of succeeding were against me, I tried to never think about the negative. Being an immigrant, not speaking English, and coming from a poor

background has never been at the forefront of my thinking. The dream was always at the forefront. When you're poor, you have nothing to lose and nothing to be afraid of. Holding onto the dream and having nothing to lose is what helped me succeed.



I was at the lowest level I had ever been emotionally and psychologically. It was also my first summer without Daddy, who had passed on the previous February after being with me for nearly sixteen years. In fact, Daddy had helped Andre learn how to walk, and had helped me rehabilitate many a dog and train many a dog lover.



He also helped me pick out his protégé, Junior, who joined the pack as a puppy in 2008 and has grown into another calm and mellow pit bull ambassador. He has been especially helpful in dealing with aggressive dogs. Although Junior has been attacked, he has never retaliated. He just calmly stands his ground, which defuses the situation.

His was definitely the right energy to have around in that difficult summer of 2010, but it still took me two years to finally come back to a good place. This year has been a tremendous period of growth, rebuilding and rehabilitation for me and my pack.

My son Calvin is living with me and he also has a natural way with dogs. I was really touched this past year when he turned 13 and made the same wish I did: to become the best dog trainer in the world. I had a lot of fun working on the Denny's Skillet Whisperer video, with him playing my son in the Spanish version. My love life has also moved on and I'm dating a wonderful woman named Jahira—both she and Calvin accompanied me to the Annual Impact Awards Gala where I was recognized for Outstanding Reality Show portraying positive images of Hispanics in the media.

I've taken 100% ownership of my website and transformed it into far more than a fan site—a place where a highly engaged community of dog lovers can come for help with their dog, to discuss relevant dog issues openly and honestly, and to get the tools they need to lead a happy, fulfilling life with their dogs.

What is ANKC herding all about?

C course

This is a course designed to simulate graze work, for example, in the real world the sheep, after being in the barn or small holding area, are taken to an area to graze (this area is not fenced and generally has non harvested crops next to it or it may be a non fenced community area), to get to this area the sheep may need to be walked to the graze area over or along roads with traffic and bridges. Depending on the size of the flock there are generally two or more dogs being used at the same time to do this job (the ANKC course only uses one dog at a time on the course).

The dogs role is to be the boundary enforcer ensuring the sheep stay in the nominated area and **not do any damage to nearby crops, without interfering with their grazing. When in**

movement the sheep follow the Shepherd, who walks at the front of the flock, and the dogs work the sheep from the front like an arrow head keeping the flock in basically an orderly

line and moving when going between areas (the dog is not to go behind the sheep as that

will make the sheep bunch and spill onto the road or into growing crops etc.). During the

graze the Shepherd will ask the dog to enter the graze to get the sheep moving, especially when

it is time to move off the graze, and then exit the graze, on command, **back out, the side that**

they entered once the sheep have started to move. There should be minimal direction given to

the dog during the course, the dog should be seen to be working independently.

For example imagine the Shepherd is walking at the head of a flock of 1500 sheep and they are

following him in a line along the roadside, the dogs are keeping the flock moving and at the

roads edge ensuring when a cars pass that he/she is between the car and the sheep so that the

sheep do not get hit by the car etc. It would be a near on impossible task for the Shepherd to

orchestrate all of this over the distance required especially with multiple dogs doing the job, so

the dogs is/are trusted to do the job.

I like to refer to the difference between A & B and C course as –

The dog needs a good repertoire of commands to make the sheep traverse

A & B course where as the dog needs to learn the job for C course. **Also in A & B course the**

dog either drives or fetches in C course the dog neither drives nor fetches but massages

the sides from the front and also holds a boundary.

Stock to be Used:

C course can only be done on sheep (this also includes goats

Reminder from the Registrar for P.D.O.D.C.

: After applying for the title at Dogs SA.

Please give your qualification cards or (copies preferred) of your qualification cards to the Registrar for recording ASAP. Please put the place, for example: 1st/2nd 3rd that you gained on as well, this year many have been handed in with no placing recorded and that makes it even harder to record the points gained in each discipline. It has been hard work to round them all up this year. If you don't hand them to me, you need to leave them in the office with a note on them saying what they are for and who to give them back too. You will only receive a trophy for the EOY if you put PDODC down as your first club, you will receive a badge however if you list PDODC as your second club on your entry form for all disciplines. Games qualifications only receive a badge. Please give them to me throughout the year as it is not acceptable to save them all up and give them in all at once. I will record them as soon as I can and return them promptly to you.

Regards Sharon Page:
Registrar for PDODC.

PDODC Instructors

Para District Obedience Dog Club instructors are volunteers willing to give up their Friday nights (Agility) Monday nights (Flyball) and Sunday mornings (Obedience) to help you train your dog. Many owners train their dogs in one or more disciplines. They volunteer for the love of all dogs and are willing to share their knowledge to help people enjoy the rewards of dog ownership and have fun with their dog.

Here we introduce the PDODC volunteers who are available if you need help or advice. Just talk to them at the club or contact a committee member.

A club the size of PDODC is always looking for volunteers. And the club is a community of people who share their skills to benefit its members. So, if you would like to aspire to be an instructor, see one of the head instructors. You are guaranteed a rewarding experience helping others with their dogs and it can help your own training.

TRAINING DAY

Saturday, 6th July, 2013

Venue: Dogs SA grounds (SACA Park), Cromwell Rd, Kildrum.

We are now able to also offer training in C Course herding, which is the traditional style of herding in Europe and what the German Shepherd Dogs and many other European herding breeds were actually bred for. This style of herding requires different a different set of skills and mindset to our usual herding and dogs cannot do both styles.

Stock type:

Sheep

Cost:

Training: \$20 per dog for HDCSA members ;

\$40 per dog for non-members

Come and Try: \$15 per dog

Format:

Come and Try will consist of one short (up to 10 mins) session on sheep. This is not a training session, however dogs will be managed in order to protect both the sheep and the dogs and provide the best possible introduction to stock. Training will consist of 2 x practical sessions on sheep. The format of the practical sessions will be decided by the instructor according to the experience and behaviour of the dog. The length of the sessions will be determined by the needs of the dog, experience suggests that 2 x 15 minute sessions is maximum, longer than this and most dogs will cease to progress.

Program:

Start time 9.00 a.m.

Come and Try sessions

Training Sessions

Lunch

Training Sessions

Catering:

BYO food and drinks

Places are limited and MUST be pre booked.

Contact Kathy Brown at kabrownr240@gmail.com to book or for more information.

DWD's Head Instructors Report

Sharon Page

Gawler held their first competition in March and Josie and Rory passed their first ever comp in HTMS, Sandra and Maggie also passed their first novice routine, so it was a good night for them both.

During April a double header competition was held at SACA park. We had our two new comers, Julia with Tippi (second place in their 1st ever comp) and Josie with Rory and Hamish who entered and passed on the day together with Sandra who was also successful with her second pass in the novice class. Josie has two dogs entered and Rory gained = HTMS title and Hamish gained two titles being HTMS and DWDFS with a 1st place thrown in so well done to you all. Now Josie is in the novice class with Hamish we are all going on a Summer Holiday with Cliff Richard LOL.

We have a workshop/seminar coming on the 22nd and 23rd of June at SACA park so please note there will be no training on the 24th June. And FYI = for the rest of winter if it looks like rain or is raining or has rained in the day we probably won't have DWD'S due to the grounds being unsafe or too wet to work on. If Flyball is called off (due to the weather conditions) we won't be there either.

PDODC holds a competition on the 1st Sept at 2pm and we are looking for helpers on the day, if you think you can help please speak to me on a Sunday or Friday night at club.

That's all Folks

Cheers Sharon.

Dances with Dogs (Since 2011)

Dances with Dogs is a new fun way to have fun with your dog

DWD gives handlers and their dogs an opportunity to perform a choreographed routine to music. With its bases in obedience heelwork

DWD allows teams to innovate and create steps to music giving the impression of dance.

DWD is suitable for dogs of all ages, size and breed

Class Times at PDODC - Mondays (pm)

In Front of the Green Shed at 6:30pm. All classes.

CLASS TIMES AND SESSION INFORMATION

Whether you aspire to gain titles in dog sports or just want to train for fun and to have an obedient dog that is a good member of the community, PDODC offers its members choices, advice and support.

Obedience class times

Sunday Mornings

8:30am. Utility

9:30am. Puppies/First Timers, & Class 5

10:20am. Class 6

10:20am. First Timers (New Members)

Info Session


10:30am Learners & Class 2

11:15am Class 4

11:20am Class 3

11:25am Class 1

OFFICE OPENING HOURS
Sunday 9.00am—11.00am



IMPORTANT CHANGES
TO CLASS 2
FROM MAY 19, CLASS 2 IS
CHANGING TO 10.30 AM ON
A SUNDAY

Membership Fees 2013
(New membership pay an additional joining fee of \$5)
Junior (10-17yrs) \$35
Single \$55
Double/Family \$65
Single Pensioner \$45
Double Pensioner \$55 (Full Pension Card)

Volunteers needed - Parafield Plaza Thrift Shop
The Animal Welfare League is looking for volunteers to help out at its Parafield Plaza Thrift Shop. If you are interested in becoming an AWL volunteer and assisting in this store, whether it be for one hour a week or multiple days, then please register your interest now. No previous retail experience is necessary. If you would like to help fundraise for the AWL and are available to volunteer some of your time please call the AWL fundraising team on 8348 1300



Dog Handler Etiquette

1. Always pick up faeces after your dog has defecated and place in the bins provided.
2. When approaching another dog, ask the permission of the owner if it is okay to approach. Do not assume that every dog wants to be approached by unknown dogs or people. After being given the okay to approach an unknown dog, approach calmly and do not allow your dog to rush at them.

Keep the leash short enough, but not tight, to pull your dog back quickly if there is a problem.
3. If your dog wants a drink, do not allow them to interrupt another dog while they are drinking. Wait until they have finished, then allow your dog to drink.

4. Do not approach dogs that are tethered and unsupervised.
5. Do not take your dog off lead, unless directed by an instructor.
6. Supervise your children around dogs and always ask permission of the owner before allowing children to pat unknown dogs.
7. Ensure your dog does not become entangled with other dogs' leads.
8. Always allow space between you and your dog and other dogs and handlers.
9. Be aware of your environment at all times.
10. If your dog urinates on any club buildings, get some water and wash the area.

10. Listen to and observe all instruction from club officials and instructors.



Single hairy male
looking for a
loyal companion.

looking
for love?
RSPCA's
adoption

DOG RULES

1. The dog is not allowed in the house.

2. OK, the dog is allowed in the house but only in certain rooms.

3. The dog is allowed in all rooms but has to stay off the furniture.

4. The dog can get on the old furniture only.

5. Fine, the dog is allowed on all furniture, but is not allowed to sleep with humans on the bed.

6. OK, the dog is allowed in the bed but only by invitation.

7. The dog can sleep on the bed whenever he wants but not under the covers.

8. The dog can sleep under the covers by invitation only.

9. The dog can sleep under the covers anytime.

10. Humans must ask permission to sleep under the covers with the dog.

PETstock Assist is PETstock's own charity foundation, focused on creating a community where all animals are respected, loved and treated as part of life for all.

To achieve this, PETstock Assist works with our PETstock family to support, encourage and promote charities that:

- Provide assistance to abused, neglected and abandoned companion animals through rescue, rehabilitation and rehoming and;
- Improve the quality of life for disabled or disadvantaged people through companion animal based projects.

PETstock's own team support PETstock Assist by making salary sacrifice donations, nominating their local charities for funding and supporting these charities with additional fundraising and awareness events.

Generous donations received by our PETstock family of customers, suppliers and team members support a range of charitable organisations, such as:

- * Assistance Dogs Australia
- * Animal Welfare League, Queensland
- * Animal Welfare League, New South Wales
- * Australian Working Dog Rescue Inc. South Australia
- * Pet Medical Crisis Fund, Victoria

How our PETstock Family Supports Us

To be able to support these many worthwhile organisations, PETstock Assist receives donations in a variety of ways:

Rounding Up PETstock Assist's Rounding Up program enables PETstock customers to 'round up' their purchases to the nearest 10c, 50c or \$1, with the difference donated directly to PETstock Assist.

Counter Top Donation Boxes PETstock stores have counter top donation boxes at the register. All funds raised via counter top donation boxes are donated directly to PETstock Assist.

PETstock Treat of the Month or other products PETstock stores often stock a product where a percentage of sales are donated directly to PETstock Assist.

Ask your local PETstock team how you can help us make a difference on your next visit!



After FX Productions is based in Glengowie, South Australia, specialising in

- creative photography
- image manipulation
- Videography


Have your memories copied from VHS to DVD and never have to worry about the tapes wearing out

Your friends videored your wedding why not ask about having these edited to DVD and include your favourite wedding photographs. Or your holiday video's get those memories on DVD and with menu's added be able to revisit your favourite spots quickly and easily

Event Organisers ask After FX Productions to record your event to DVD

For your next exciting project

contact After FX Productions and have your memories saved to Video, CD or DVD



Contact

Regarding orders of Pictures and DVD's

Robyn or Warren at: <http://www.afterfxproductions.com/Contact.html>

We can be contacted directly at After FX Productions

(08) 82954001 Australia



DOG CARE

If your dog is less than 12 months old, please refer to PETstock's Puppy Care Brochure.

While it's exciting bringing a new dog home, remember the environment is new and your dog may be very apprehensive and scared. Act calm and don't be too rough or boisterous in these early days. Provide a warm, soft and cosy area for your dog to feel secure. Certainly a toy or two will help them settle in.

Shelter & housing

Dogs can live indoors and outdoors. Provide a clean, waterproof kennel if living outdoors and place a comfortable dog bed inside the kennel. If your dog lives indoors, they require a dog bed to sleep on.

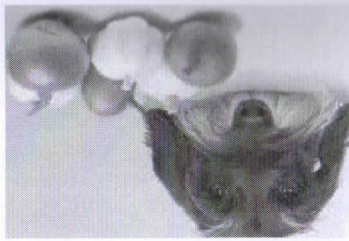
Dogs need to become accustomed to sleeping outside in the cold, so don't put an indoor dog outside for the night as they need to grow a coat appropriate for the weather. PETstock staff can advise on a great range of kennels, bedding and dog coats to keep your pet warm and happy.

TIP: Ensure the kennel is not too big for your dog as they must be able to warm it with their own body heat.

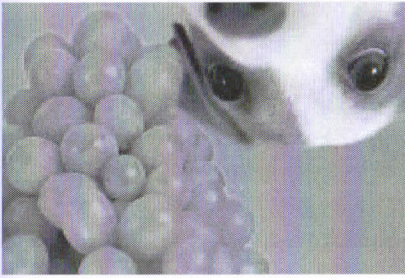
Feeding Requirements

A premium adult dog food is recommended as it is full of the right nutrients in the right proportions, unlike many supermarket foods. The quality of your dog's food can be indicated in the condition of their coat. Adult dogs should be fed once or twice per day.

Wet food is fine but it is important to always feed some dry food too, as it is much better for your dog's teeth! In addition, bones or recommended treats should be given twice a week.



There are certain foods that can be *fatal to dogs* and should be avoided in their daily diet.



DOG CARE

If your dog is less than 12 months old, please refer to PETstock's Puppy Care Brochure.

While it's exciting bringing a new dog home, remember the environment is new and your dog may be very apprehensive and scared. Act calm and don't be too rough or boisterous in these early days. Provide a warm, soft and cosy area for your dog to feel secure. Certainly a toy or two will help them settle in.

Shelter & housing

Dogs can live indoors and outdoors. Provide a clean, waterproof kennel if living outdoors and place a comfortable dog bed inside the kennel. If your dog lives indoors, they require a dog bed to sleep on.

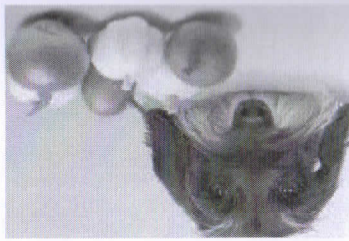
Dogs need to become accustomed to sleeping outside in the cold, so don't put an indoor dog outside for the night as they need to grow a coat appropriate for the weather. PETstock staff can advise on a great range of kennels, bedding and dog coats to keep your pet warm and happy.

TIP: Ensure the kennel is not too big for your dog as they must be able to warm it with their own body heat.


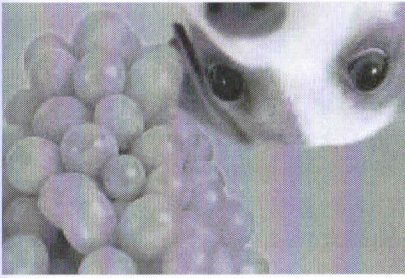
Feeding Requirements

A premium adult dog food is recommended as it is full of the right nutrients in the right proportions, unlike many supermarket foods. The quality of your dog's food can be indicated in the condition of their coat. Adult dogs should be fed once or twice per day.

Wet food is fine but it is important to always feed some dry food too, as it is much better for your dog's teeth! In addition, bones or recommended treats should be given twice a week.



There are certain foods that can be *fatal to dogs* and should be avoided in their daily diet.



These include: *cooked bones, onions, grapes, sultanas, avocado, coffee/tea, alcohol,*

chocolate and too much high energy human

foods such as *barbecued or cured meats.*

You should avoid feeding raw eggs, fatty marrow bones and lily plants.

TIP: Bones should be raw and twice as big as your dog's head. Remember, you want your dog to chew on the bone, not chew up the bone so remove it after a few hours.

Worming

Your dog should be wormed every three months for life. The most common intestinal worms include roundworm, hookworm, tapeworm and whipworm.

TIP: 'All wormers' are a good way to protect your dog from all types of intestinal worms.

Remember, worms can transfer from dogs to humans, so be diligent - especially if you have children.

Protect against fleas

Fleas carry tapeworm and can cause severe scratching and allergic reactions, known as Flea Allergy Dermatitis.

Protect your dog with a good quality flea control product on a monthly basis, all year round. Ask a PETstock staff member for a product suitable for your dog.

TIP: Flea collars, powders and flea rinses are not considered adequate flea control. They may kill fleas but don't provide protection for more than a few days.

Dogs are at risk of a number of serious diseases including parvovirus, distemper and hepatitis among others. These diseases are debilitating and can be fatal, so vaccinating against them is vital. Your dog should have been vaccinated as a puppy, so yearly boosters should be sufficient. If there are any doubts about your dog's vaccination status, an immediate course of two injections, four weeks apart, is required. If your local PFTstock store offers a PFTvet service you can get your dog vaccinated conveniently in store.

Heartworm

Heartworm is a parasite that lives in the heart and lungs of dogs and is spread by mosquitos. This disease is usually fatal without treatment and contrary to popular belief, is present in all Australian states. It is vital to protect your dog against heartworm rather than waiting for them to contract it. The old saying 'prevention is better than cure' definitely applies here. Prevention comes in the form of yearly injections or monthly tablets, chewables and spot-ons.

TIP: Most 'all wormers' do not prevent heartworm, so check carefully and ensure your dog is protected.

Microchipping

A microchip is a permanent identification device implanted under the skin, allowing a quick and easy return if your dog ever gets lost.

Pet microchipping is mandatory in most Australian states, so ask a PFTstock staff member or your local council if this is a requirement in your area. Your dog can be microchipped at any age but the earlier the better. Microchipping is quick and easy, causing very little discomfort.

If your local PFTstock store offers a PFTvet service you can get your dog microchipped conveniently in store.



TIP: It's essential to inform the microchip registry if you move, or your contact number changes.
TIP: As well as microchipping, it's a good idea to purchase an ID tag for your puppy's collar, engraved with their name and your contact number. This will also increase their chance of finding their way home if they should get lost!

Training

Training should start as early as possible and is vital for a happy and healthy relationship between you and your pet. Dogs are pack animals and are used to a social hierarchy. Set your rules and stick to them. You should be fair, firm and consistent but most of all you must become the dominant pack leader.

Always praise your dog for good behaviour and correct undesirable behaviour with a firm 'no' before ignoring them for two minutes. Ceasing 'playtime' is a good punishment for a dog. Rewarding with treats is a great way to train your dog when he does things right.

Desexing

Due to various health and behaviour problems it is highly recommended your dog is desexed at 5 - 6 months of age.

This will not change the personality of your dog.

Dog check list

- Vaccinations
- Microchip
- Flea & tick control
- Worming
- Heartworm prevention
- Premium food
- Bedding & kennel
- Food & water bowl
- Treats & toys
- Desexing Collar & lead
- ID tag
- Shampoo & grooming tools
- Council registration

Got a specific question?

PFTstock run two Q&A sessions on the PFTstock Facebook page each week, with industry experts including Dr Katrina Warren.

For more information, join our online family at facebook.com/PFTstock.



RAINBOW BRIDGE BIO-CREMATION

TELEPHONE 0413 610 752

There comes a time when every family is faced with the difficult choice about after care for a beloved companion. In the past your choices were limited to either burial or cremation. Now, there is a better option.

Alkaline Hydrolysis (referred in practice by several names such as Hydrocremation, Flameless Cremation, Aquamation, and others) is the gentle, more responsible alternative that allows you to honor the loss of your companion without harming the environment.

Hydrolysis is a simple process that is similar to mother nature's own.

First, any in-organic items are placed aside and the deceased is sometimes placed into a biodegradable bag before being laid into a stainless steel cradle (typically several animals will be placed into the cradle, each in their own separate compartment). The cradle is lowered into the system where the water solution gently circulates, reducing the deceased to bone; much slower than high temperature flame based cremation. This happens without harmful greenhouse gas emissions. In fact, Hydrolysis produces no significant gaseous emissions, making this the ideal choice even when compared to burial which contributes to methane gas emissions.

Following the process, the family has the option to receive back an urn containing the same bone remains they would from flame based cremation. However because Hydrolysis doesn't burn off some of the bone they actually receive back more of only their beloved pet's remains, on average a 20% increase.

Simply: this is the most environmentally responsible choice for aftercare and gives you back more of your pet's remains than any other aftercare option.

Cherish the memory of your loved one while you protect the environment we all share.

Alkaline Hydrolysis provides you with the best aftercare option, and it's available here and now by me at RAINBOW BRIDGE BIO-CREMATION 0413 610 752

| | |
|-----------|-------|
| 1 - 5kg | \$100 |
| 16 - 35kg | \$115 |
| 36 - 55kg | \$330 |
| 55 + kg | \$140 |

Prices include plastic urn

Head Flyball Instructors report by Martin Watt

Well since my last report we have had our first handicap competition here in SA run on the 3rd of May and it made for some very close racing here are the results from "Martin's 40th B'Day Bash" Saturday 4th May, 2013


| Div. | Place | Club | Team | Seed time | Best Time |
|------|-------|---------------|----------------------|-----------|------------|
| 1 | 1 | Para District | Para Shooters | 25.000 | Dec 24.482 |
| 1 | 2 | Para District | Para Gliders | 23.400 | Dec 23.408 |
| 1 | 3 | Para District | Juvenile Delinquents | 20.800 | Dec 20.730 |
| 1 | 4 | Dover Gardens | Fly'd Over | 24.400 | Dec 24.707 |
| 1 | 5 | Para District | Para Ball Busters | 25.800 | Dec 27.780 |

We also made the annual pilgrimage to Portland Vic for the South East Border Challenge and took some sunny SA weather with us it was a great day of racing with the Para teams doing well, we even had our first ever team in Division 1 "South East Flyball Challenge 1v" Sunday 9th June, 2013 hosted by PDODC

On the training front we have a lot of dogs in training at the moment and all of the beginner dogs are being trained with the new techniques learned from the US which are making the runs faster and safer for the dogs which is great, within the next couple of years I would not be surprised if Para has the dogs that are able to compete in Division 1 at the highest level The Australian Flyball Nationals. While on the subject of the Nationals they are being held in Victoria this year and at the moment it is looking like Para will have 1 or maybe 2 teams in attendance, also some very good friends of mine Geoff and Amanda Brown are coming over from the USA for the Australian Flyball Nationals and the week after are going to head over to South Australia to hold a training seminar at Para Districts, Geoff is a Supervising Judge for NAFa and Amanda is a Regional Rep and they both have their own Flyball Club Dog Gone Fast in North Carolina, I was lucky enough to race with there team whilst at CanAm last year and they have been the ones helping me learn all of the new techniques that I used to train Astro (The fastest height dog in Australia).

Later in the year we have the Royal Adelaide Show on the 14th of Sept where Para will be represented well by 4 teams
Then on the 30th of November we have the Xmas Romp, not to forget the training seminar, so we still have lots of Flyball to go yet, enjoy your racing every one.

Martin Watt
PDODC Head Flyball Instructor
AFA Accredited 2 Judge
AFA Committee Member



Martin Watt
Head Flyball Instructor 2013

FLYBALL END YEAR 2013 - CALENDAR OF EVENTS

Friday 5th July Close of Entries for Royal Show Competition
 Monday 8th July Compulsory training by all triallers entered into

Monday 26th August Royal /Xmas Romp Competitions

Saturday 14th September Royal Adelaide Show Competition

Monday 16th September No Training - Monday After Royal Show Competition

Monday 7th October No Training - Labour Day Holiday

Friday 8th November Xmas Comp Closes / Santa Ball Closes (Ballarat)

Saturday 9th November Australian Flyball Nationals

Sunday 10th November Australian Flyball Nationals

Monday 11th November No Training - Return From Nationals (Dependant on numbers)

Monday 18th November No Training - Break-up Evening

Saturday 30th November PDODC Xmas Flyball Romp VII

Saturday 7th December Santa Ball (Ballarat)

Please Note: other Training Sessions may be cancelled due to incremental weather or other circumstances if unsure please check with Martin (0412 455 952)

Monday Night Flyball Class Times: PDODC: Jenkins Reserve

6:30pm Set-up and Dog assessment

6:45pm. Beginners

7:20pm Intermediate

8:00pm Triallers



Weather rule - If the temperature for Monday is forecast on Sunday evening for 32 degrees or higher, there will be no training.
 If stormy or inclement weather, training may also be called off.

Amber's Dog Walking Service

Contact info amberangel713@live.com.au

Phone 0433204966



- We come to you.
- No dog to big or small.
- We can take them to a local dog park or leash walk.
- Rates range from \$15-\$20 depending on the length of the walk.

Slipcollar Classifieds & Advertising

25 words or less, single issue = \$2

1/2 page, single issue = \$5

Full page, single issue = \$10

1/2 page, full year = \$30

Full page, full year = \$60

All ads must be Emailed to: leigh@nuskopc.com.au

Big Bucket Car & Dog Wash Parafield

Open 24hrs/7days

Site: corner Kings & Main Nth Rds, next to Bunnings Undercover, warm water, Fido product, warm blow dry

Attendant on duty: 9 - 5:30pm 7 days for assistance \$10 for 10 minutes & \$1.00 for 1 minute thereafter



Wayne Window

Repairs & Maintenance

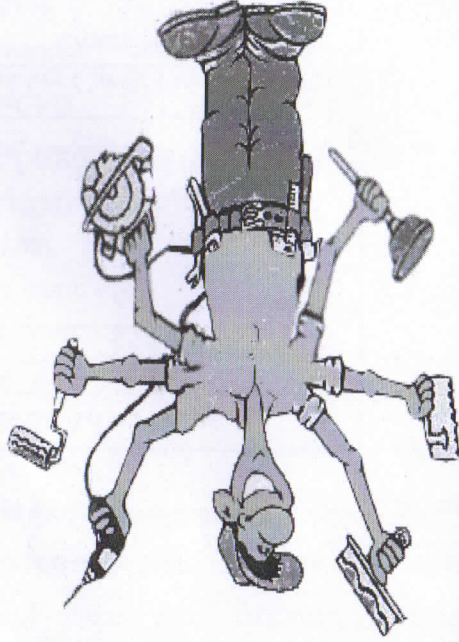
Ph. 0413 141 505

Need something fixed or fabricated?

Will tackle most jobs.

Good old fashioned service.

- Mechanical Repairs
- Cargo Barrier Fabrication (for dogs)
- False floors/storage for utes, wagons & trailers
- Fence Repairs/Dog Proofing
- Welding
- General Maintenance



Links
ANKC: Australian National Kennel Council
Dogs SA South Australian Canine Association
Yahoo internet Agility-specific discussion groups: SA Dog Agility Agility-Australia

30

PARA DISTRICT OBEDIENCE DOG CLUB INCORPORATED

General Club Rules

1. Dogs are not allowed in Clubrooms.
2. Bitches in season are not allowed on Club grounds.
3. Dogs may not be off lead unless permitted by an instructor.
4. Dogs & handlers must not use equipment without permission.
5. All incidents of dog attacks (provoked or unprovoked) must be reported immediately to the Head Instructor who will act accordingly. The incident must be recorded in the Incident Report book in the Office. An appeal to the decision made by the Head Instructor may be made in writing to the Club Secretary and the incident discussed at the next Committee meeting.
6. Children under 10 must be supervised by an adult at all times on the Club grounds.
7. If your dog fouls on the Club grounds you must clean up the deposit immediately. Poo bags are provided on the grounds. If your dog urinates on a Club building or structure, you must sniff it off with water.
8. Smoking is not permitted in class or in Club buildings.
9. No alcoholic drinks are permitted in class or in Club buildings.
10. If you arrive late, do not enter your class. Wait until the instructor indicates that you may join.
11. Members must wear sensible shoes - no thongs or bare feet.
12. Any member not in class may not exercise their dog in the vicinity of classes in progress.
13. Please keep dogs well apart to avoid confrontations.
14. All handlers and dogs participate at their own risk.
15. A current vaccination certificate must be presented upon joining or attending a complimentary class. It must also be presented when renewing an existing membership.
16. Dogs carrying a contagious disease may not attend until they are cleared in writing by a qualified vet.
17. Abusive or foul language is not tolerated on Club grounds.
18. Your membership badge must be worn in class. "I forgot" badges are available from the office.
19. There will be no training for Obedience if the Saturday night forecast for Sunday is 32°C or over for the Elizabeth area.
20. There will be no training for non-trailers in Agility if the Thursday night forecast for Friday is 32°C + for the Elizabeth area. There will be no training for non-trailers in Agility if the Thursday night forecast for Friday is 32°C + for the Elizabeth area.
21. There will be no training for beginners in Flyball if the Sunday night forecast for Monday is 32°C + for the Elizabeth area.
22. Any class may be cancelled due to stormy or indement weather at the discretion of the Head Instructor(s).
23. Sun protection is encouraged for you and your dog.
24. All injuries must be reported and recorded.
25. Class instructors in consultation with the discipline Head Instructor, reserve the right to send a dog back to a lower class if it is to the advantage of the dog and/or handler.

31

PARA DISTRICT OBEDIENCE DOG CLUB UNIFORM

Embroidered Club Uniforms are available to all members of PDODC. Orders are placed on a monthly basis. If you would like to order club clothing, please use the order form below and hand it in to the office. Contact person - Linley Nicholson

Name:..... Contact Number:.....

| Item | Size | Quantity | Price |
|-----------------------|---|----------|-------------------------------|
| Polo Shirt | Kids 4 - 14 Ladies 8 - 20 Adults Small - XL | | \$28.00 \$32.00 \$32.00 |
| Spray Jacket | Kids 4 - 14 Adults XS - 5XL | | \$45.00 \$47.00 |
| Polar Fleece Vest | Kids 4 - 14 Ladies 8 - 20 Adults S - 5XL | | \$33.00 \$36.00 \$36.00 |
| Polar Fleece Full Zip | Kids 4 - 14 Ladies 8 - 20 Adults S - 3XL | | \$30.00 \$50.00 \$58.00 |
| TOTAL | | | \$ |

ITEMS FOR SALE AT PDODC

All items vary in price and can be purchased on Sunday mornings during office opening hours.

Tug Toys, Dumbbells, Liver Treat Bags, Slip Collars, Martingales, Clickers (\$6), leads and collars in different sizes and colours.

