

# Para District Obedience Dog Club

# Slipcollar



## CONTENTS PAGE

4. Cover Story by Jess Baker
5. Committee Members 2012
6. Membership Fees
7. President's Report
8. Vice President / Head Obedience Instructors' Report
9. Agility
10. Agility Class Times
11. Agility Ground Plan and Hot Weather Rule for 2012
12. Head Agility Instructor's Report
13. PDODC Agility Trials 2012
14. Obedience: Class Times
15. Obedience Information
16. Obedience Training
17. Obedience Awards 2011
18. RSPCA Million Paws Walk 2012
19. Desexing Dogs
20. Undesexed male dogs
21. Flyball
22. Flyball Class Times & Titles Chart
23. Head Flyball Instructors Report
24. Flyball Calendar 2012
25. Flyball Calendar 2012 Continued



Jenkins Reserve, end of Saints Road,  
Salisbury PO Box 497, Salisbury, 5108

Club phone number: 8281 7849 After hours 8251 3274

Office hours: Friday nights & Sunday mornings only

<http://www.paradogtraining.com.au>, [info@paradogtraining.com.au](mailto:info@paradogtraining.com.au)



- 26. Dog & Handler Etiquette
- 27. P.O.D.C.O General Rules
- 28. Rules continued
- 29. Hot Weather Policy
- 30. Dogs SA
- 31. Items For Sale
- 32. Appearance and Stature of the Dog
- 33. Anatomical terms
- 34. Keeping Your Dogs Coat Clean & Healthy
- 37. Useful Websites & Numbers
- 38. Northern Pet Care & Home Minding Services
- 39. PDODC Volunteer Program
- 40. Volunteer Form



## Cover Story


Herro! My name is Abyss, or byss byss, or dork, or stupid or actually I don't really know what my name is.. I just get called lots of different things by lots of people, but mostly I'm



Mummy's little man. I love my Mummy, even when she's cranky and I just give her my puppy look and she can't help, but cuddle me. I'm a real charmer. But I'm also crazy just like my Mummy. I don't stop for anything, just keep going and going like an Energizer Bunny. Even when I got my manhood taken away, I still didn't stop. The vet couldn't believe his eyes when I came out of anaesthetic jumping around, can you blame me, I got to see my Mummy again. But the happiness didn't last long cause after two days of me being inside and chewing Mummy's bed, shoes, underwear and favourite teddy, I had to go stay with Granma. But that's ok, cause I still got to do my favourite things, like taking people for a walk, fetching the ball and never returning it and playing tug-a-war with just about anything.



Mummy's little man. I love my Mummy, even when she's cranky and I just give her my puppy look and she can't help, but cuddle me. I'm a real charmer. But I'm also crazy just like my Mummy. I don't stop for anything, just keep going



By Jess Baker



## 2012 COMMITTEE MEMBERS

President	Julian Stokes	mjstokes@adam.com.au 0412 418 869
Secretary	Carmel Nottle	Carmel.nottle@unisa.edu.au
Treasurer	Jess Baker	quenikia@hotmail.com
Assistant Treasurer	Greg Davey	Gregbevliisa.davey3@three.com.au
Vice President Member Enquiries Head Obedience Instructor Obedience Trial Manager	Ray Gunter	fhs1@bigpond.com 8251 3274
Assist. Head Obedience Instructor	Jan Cooper	jj.cooper@bigpond.com 8288 8096
Head Agility Instructor	Irma Crews	icrews@bigpond.net.au 0400 220 123
Assist. Head Agility Instructor's	Vanessa Loughlin & Victor Jordan	
Head Flyball Instructor (1)	Chrissy Dalla Valle	chrissyd@internode.on.net 0417 877 249
Head Flyball Instructor (2)	Rebecca Knapp	knappdgm@bigpond.com
Head Dances with Dogs Instructor	Sharon Page	sharonpage4@bigpond.com
Magazine Editor	Leigh Stretton	leigh@nuskope.com.au
Website Administrator	Allison Dawson	allison19@optusnet.com.au
Uniform Contact Person	Linley Nicholson	linleyhn@yahoo.com.au
Other committee members	Mary Dalla Valle	breajaye@hotmail.com
	Peter Alderson	palerson@phoenixsoc.org.au

**Next Committee meeting Thursday 23rd Feb 7pm**

## 2012 MEMBERSHIP FEES

Membership fees cover a year of training from February to November.  
Reduced rates apply if joining later in the year.



- Junior \$30
- Double/Family \$60
- Double Pensioner \$50
  - Single \$50
- Single Pensioner \$40

*New members pay an additional joining fee of \$5. Agility and Flyball classes have an additional cost of \$2 per lesson and \$1 for each additional dog to cover lighting expenses and upkeep of equipment.*

**A huge Thank You to our sponsors who continue to support our club year after year**



**... part of your family!**

## PRESIDENT'S REPORT

G'day everyone and welcome back to PDODC for another year. It hardly seems like yesterday that we had the end of year breakup. I hope everyone had a safe and pleasant Xmas break with their puppies and human families and are all eager and excited to start training again.

We have had a few changes over the break with Carmel taking over from Karen as Secretary, Jess taking over from Ronnie as Treasurer, and Ray taking over from Sharon as Head Obedience Instructor. We have several new committee members as well and I wish them all well. It's always good to see new faces on board.

We had a really good turn-out for the end of year breakup, AGM and trophy presentation. Thank you to those who helped and congratulations to those who took home a trophy, but remember dog training is about having fun with your dog and a well-behaved dog is always a pleasure to have around.

Other than that, there's not a lot to say at the moment, except for welcome back and, if you have any, and I mean any, issues, I am here to listen to you so I can try and make your time with us as productive and enjoyable as possible.

Cheers,

Julian Stokes

## VICE PRESIDENT / HEAD OBEDIENCE INSTRUCTOR REPORT

Welcome back to training for 2012 I hope every one had a great Christmas and New Year break and have come back refreshed full of vigour and enthusiasm.

I would like to than Victor for all the hard work he has put in over the last few weeks repairing and painting equipment ready for the start of training, I also thank all those members who gave of their free time to come and help, the numbers that turned up to help were disappointing but never the less they got the job done, again many thanks.

This year I hope to improve on the standard of training given to members, for some time now that standard has been slipping and I have some ideas that might help reverse that trend, this is in no way a criticism of instructors who have given their best, frequently in trying circumstances of large classes. The aim is to re-organise all classes starting with puppy class and working our way up to open class, there will be a number of instructor refresher training courses through out the year and this will be for all instructors including myself.

If any one would like to become and instructor please see me or one of the other instructors we can always use more instructors and training will be given to those that are interested, also I am open to suggestions from members on how they perceive the way we run the club and ideas on doing it better.

Here's to the start of a good no make that great and successful training year for all members.

Ray Gunter  
Head Instructor/Vice President



## AGILITY

Dog agility is a dog sport in which a handler directs a dog through an obstacle course in a race for both time and accuracy. Dogs run off-leash with no food or toys as incentives, and the handler can touch neither dog nor obstacles.[1][2][3][4][5] Consequently the handler's controls are limited to voice, movement, and various body signals, requiring exceptional training of the animal and coordination of the handler.



In its simplest form, an agility course consists of a set of standard obstacles laid out by a judge in a design of his or her own choosing in an area of a specified size. The surface may be of grass, dirt, or rubber. Depending on the

type of competition, the obstacles may be marked with numbers indicating the order in which they must be completed.

Courses are complicated enough that a dog could not complete them correctly without human direction. In competition, the handler must assess the course, decide on handling strategies, and direct the dog through the course, with precision and speed equally important. Many strategies exist to compensate for the inherent difference in human and dog speeds and the strengths and weaknesses of the various dogs and handlers.



## Agility Training Session Times - 2012

Agility Training – Session Times for 2012 Season



### Agility Training Session Times

**Set up for 1<sup>st</sup> Session – start**  
**6.15pm**

**New Starters – 6.30pm on 1<sup>st</sup> Friday of Month for**  
**Assesment and Orientation**

**6.45pm – 7.25pm**

Skills 1, Foundation 2 and Handlers, and –  
Sequencing and Pre Competition

**7.35pm – 8.15pm**

Skills 2 , Foundation 1,  
Novice & Excellent Agility/Jumping

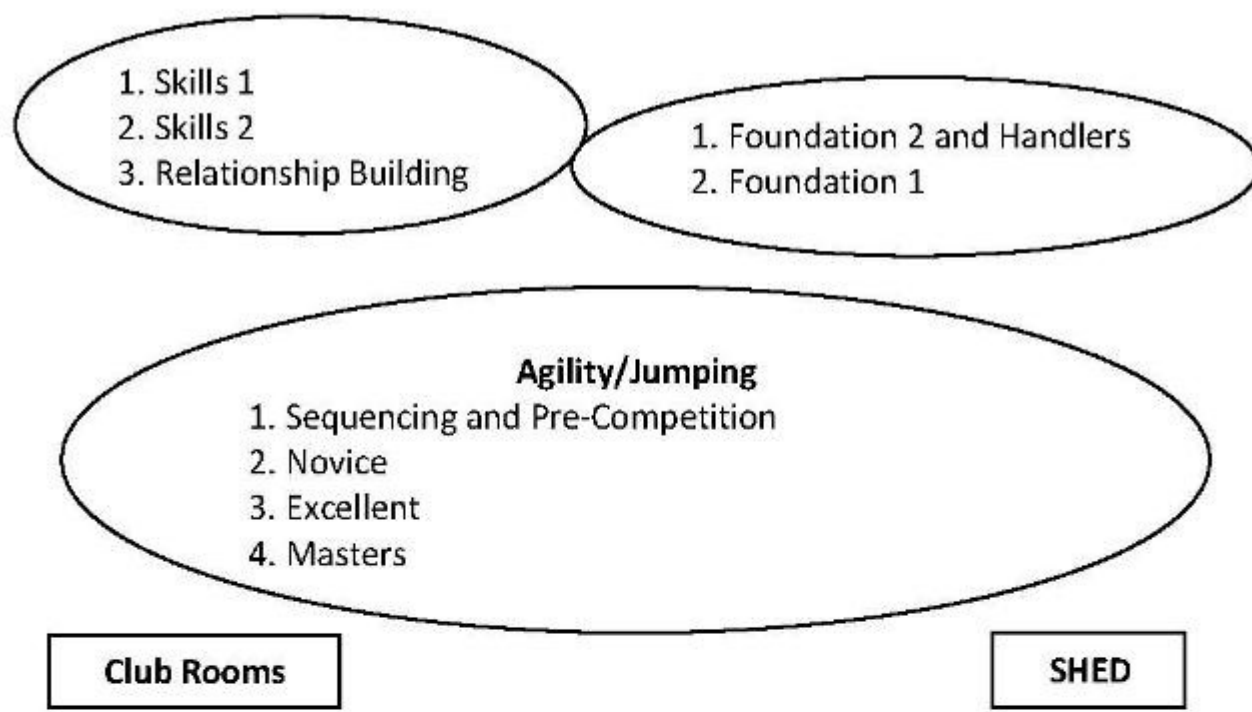
**8.25pm – 9.05 pm**

Masters Agility / Jumping and  
Relationship Building (New Starters)

Sunday, 29 January 2012

## HEAD AGILITY INSTRUCTOR'S REPORT

### Agility Ground Plan and Hot Weather Rule for 2012 Season



**NOTE - for 1<sup>st</sup> couple of months or until we have dogs and handlers graduating out of Skills 1 – Skills 2 class is converted to Skills 1 – thus we have 2 (two) Skills 1 classes.**

### HOT WEATHER POLICY

There will be **no training** for non-trialling dogs/handlers (Relationship Building, Skills 1, Skills 2, Foundation 1, Foundation 2 and Handlers, and Sequencing and Pre-Competition) in agility if the Thursday night weather forecast on Channel 9 News for Elizabeth on the Friday is 32 degrees Celsius and over. **Same as last year – only name has changed** – Please **NOTE - If a student has entered trials but has not graduated out of Sequencing and Pre-Competition they are considered a Non-Trialling dog by this club and therefore are NOT to train on Hot Weather Policy nights.**

Sunday, 29 January 2012

In my Annual Report which I read out at the AGM last year - I predicted this result -- and today I am delighted to have received the confirmation from NSW as follows.

**I need to highlight the fact -- that clubs from all around Australia participate and the results are kept and recorded in NSW. This Event is called "Auslink".**

**A course is set and provided to each club -- one for each Quarter, March, June, September, December. Everyone competes under the same rules on the same course in the same quarter.**

Despite a huge disastrous results at 2nd Quarter -- sending PDODC as a Team to last place -- PDODC recovered and finished in **2nd Place as a Team** -- an amazing Effort.

At last count there were 138 Individuals -- and Danni Mc Culloch who ran for PDODC Team with both Inka and Gabby -- well as you can see ---

**Inka 1st (First) Gabby 6th and Kim Nitschke and Bindi -- 20th**

Everyone running for the Team -- did extremely well -- for that is what Team means -- everyone working together.

Thank you to everyone who participated -- Competitors, Stewards, and Non Triallers who help set up and pack up -- most definitely also the Judges Joy Roberts and Roger Green (Mentor Judge) and Janine Feil (Trainee Judge at the time) -- so Mt Gambier -- you share in this as well :-)  
I predicted this kind of result in my annual report -- glad it happened :-)

### **Individual:**

1 Danni_McCulloch Inka	289 ( PDODC)
2 Janine_Carson Spy	288
2 Di_Rose Brodie	288
4 Elga_Enriquez Jasper	287
5 Andrew/Renata Squishy	284
6 Danni_McCulloch Gabby	274 (PDODC)
7 Deborah_Kent Oona	270
8 Peter_Kirkwood Bazza	250
9 Rosemary_Miller Angel	240
10 Greg_Pryce Jinda	234
20 Kim Nitschkie Bindi	189 (PDODC)



**Club:**

1 ADC NSW	75	
2 Para District ODC	67	(PDODC)
2 Manly & District DTC	67	
4 Cloverdale Canine Companions	65	
5 Armidale DTC	60	
6 Hawkesbury DAC	59	
7 Northern Suburbs DTC	45	
8 Newcastle All Breeds	31	
9 Kyeamba Kennel & TC	25	

*PDODC Agility Team -- I couldn't be more proud of your efforts.*

*Irma Crews*

## 2012 PDODC TRIALS (held at cub grounds)

### April 21st (Saturday)

- PDODC Obedience Trial 10.00 am

### May 26th (Saturday)

- PDODC Agility Trial 9.00 am
- PDODC Agility Trial 1.00 pm

### August 25th (Saturday)

- PDODC Obedience Trial 10.00 am

### September 1st (Saturday)

- Stand By for PDODC Dances with Dogs (not confirmed)

### September 22nd (Saturday)

- Para District Obedience Dog Club Inc - Agility Trial 9.00 am
- Para District Obedience Dog Club Inc - Agility Trial 1.00 pm

## OBEDIENCE

### SUNDAY (AM) OBEDIENCE CLASS TIMES

8.30am	Utility
9.30am	Puppies, Class 5 and Class 2
10.20am	Class 6
10.20am	First timers - info session
10.30am	Learners
11.15am	Class 4
11.20am	Class 3
11.25am	Class 1



#### OFFICE OPENING HOURS

Sunday 9.15am—11.15am  
Friday 6.15pm—8.15pm

### Basic Obedience Training

All dogs whether puppies or older adults, large or small breeds, will receive some benefit in basic obedience training. They will become a socially responsible pet and will better respond to your commands and be more pleasurable to own than an unruly untrained dog.

Puppies as young as three or four months can commence training at any one of Dogs SA's affiliated dog training clubs. Puppies must be aged at least two weeks after their final



vaccinations before taking them to a Club as they are not fully protected against the various contagious diseases that affect dogs until then.

In order to receive each title the dog must be certified by judges to have received three qualifying scores of 170 points or more in each class (Novice, Open, Utility) respectively, under at least two different judges for each class.

There is also a further Obedience Title available - the Obedience Champion (OC). A dog is only entitled to this title if it has attained it's Utility Dog Title and then proceeds to gain a further five scores of 185 or better in Utility (under at least two different judges), with three of these qualifying scores being for first place. The OC title, once approved by the Canine Control, is then used before the dog's name.

**CLASSES** - There are three classes in Obedience Trials: Novice, Open and Utility.

**Novice Class:** This class is for dogs of either sex from six months of age who are not eligible for the title of Companion Dog.

**Open Class:** This class is for dogs or bitches over six months of age that have qualified for the title of Companion Dog in the Novice Class.

**Utility Class:** This class is for dogs and bitches that have qualified for the title of Companion Dog Excellent in the Open Class.

Dogs cannot compete in higher classes until the owner has lodged an application with the state canine control for recognition of the title.



Para districts obedience club Instructors will instruct you to train your dog. Dogs are not handled by the Instructors so it is up to the new dog owner to listen, to understand and to practise at home the lessons taught in class. Puppies and dogs are taught to heel, sit, stay, drop, stand and come when called. Lessons are taught using reward based training which means dogs are rewarded by food or praise when they correctly respond to commands.



Generally puppies will stay in puppy classes until six months of age and

then progress through the various levels to grade 5 or 6. Some breeds may learn faster than others and some handlers will have previous experience in training dogs which is a great advantage when training subsequent dogs.

Obedience Titles are granted once a dog has qualified for the title and the application has been received and approved by the state Canine Control. The titles granted in Obedience Trials are Companion Dog (CD) for Novice Class, Companion Dog Excellent (CDX) for Open Class and Utility Dog (UD) Utility Class respectively. When the dog has been awarded each title, the letters signifying the title is added after the dog's name. Only the highest level Obedience Title is used ie: if a dog called 'Max' attains the level of Utility Dog, it is known as 'Max' UD not 'Max' CD, CDX, UD.



## OBEDIENCE AWARDS 2011

Gaynor	Wally	ADX JDM
Vanessa	India	ADM
Linda	Ashwyn	AD
Cheryl	Kyrah	CCD JD
Irma	Sisko	CDX
Alice	Lucy	CDX
Melissa	Jarman	CCD & Highest scoring Dog Award
Melissa	Cotty	CDX ADX & Highest scoring Bitch Award
Len	Trouble	Obedience Encouragement award
Roger	Fern	JDM
Lee	Chelsea	AD JDX
Mary	Brea	Agility/Jumping Encouragement Award
Sharon	Winston	Dances with Dogs Encouragement Award

### Obedience Graduations: end 2011

#### Class 1 - 2

Pam & Lara

Catisha & Shelby

#### Class 2 - 3

David Sparticus

Jan & Sarba

Joy & Megz



A huge thank you to all our pets and owners who "walked the walk" in 2011.

The Million Paws Walk website is currently being updated for 2012. Please return on the 20th February 2012 to register for Australia's award winning pet event -

2012 RSPCA Million Paws Walk  
Sunday 20th May 2012





## DESEXING DOGS

Over 100,000 dogs are killed annually in Australian pounds mainly by the use of lethal injections or even gassing or shooting.

Why are so many unwanted dogs being killed?

*Is it because of backyard breeders and puppy mills.*

Should owners be licensed to own dogs?

*At present, anyone can buy a dog regardless of their ability to care for them properly.*

Would mandatory desexing of all dogs (with a built-in exemption for under-aged pups or very senior dogs) other than those own by registered breeders help solve the problem?

### **Desexing dogs in veterinary hospitals**

Desexing is a procedure carried out in a veterinary hospital and should be considered before the dog reaches maturity.

### **Desexing Puppies**

Desexing puppies is a day surgery procedure with the pups being available for collection from the surgery in the afternoon.

### **Desexing female dogs**

An undesexed female can produce between 6 and 8 pups per litter. You will be faced with the cost of vaccinating, desexing and then trying to find suitable homes for these pups, if the neighborhood dogs find she's in season.

### **Desexing male dogs**

He's your best friend, but not if love is in the air. Urged on by the need to reproduce he will travel all across town, in amongst the traffic, to fight with other males to jump the fence and find a female in season.

Don't let him become a road statistic or end up in the pound.

**An undesexed male dog is programmed to seek out bitches in season.**

Your seemingly content dog may suddenly make a concerted effort to escape his comfortable and safe home to seek a mate, as a female's pheromones are detectable streets away.

Many of the dogs collected by council rangers are undesexed males on the trail of a bitch in season. These dogs are taken to the pound and destroyed unless reclaimed or adopted.

The dangers of a dog weaving in and out of traffic are obvious and accidents can result in death and injury to the dog or the driver. Act responsibly by removing this risk factor – phone the vet and make an appointment to discuss having him desexed before he causes injury to himself or others.

The wandering undesexed dog can be responsible for fathering many litters of unwanted puppies. Consider this – females bear their litters approximately 9 weeks after fertilization. Litters vary with some of the small breeds producing on average between 4 – 6 puppies, However, it is often the larger, stronger breed of dog that has the strength to jump fences. Similar breeds of females may produce up to 14 puppies. If your dog has been busy while you've been working, any number of puppies may have been produced without your knowledge.

The happy, undesexed male dog you come home to, may not have spent his day playing in just his own backyard.

The leg humping dog is not a funny party trick, but an annoying and antisocial event. That along with the aggression that may be displayed by the undesexed male makes for an uncomfortable experience for those at the receiving end. If you are on the receiving end of such behaviour, insist the owner control the dog.

Desexing male dogs can prevent reproductive diseases such as testicular and prostate cancers, prostate enlargement, hormone-related tumors and infections.

The surgery itself is not a long one. The average procedure would take 10-20 minutes. With proper post-operative rest and care, your dog should be well recovered within 7-10 days.

Desexed males also get to enjoy a less demanding lifestyle. He will be more content just to stay home and interact peacefully with other household members.



# FLYBALL

## What is Flyball?

Flyball is a dog sport in which teams of dogs race against each other from a start/finish line, over a line of hurdles, to a box that releases a tennis ball to be caught when the dog presses the spring-loaded pad, then back to their handlers while carrying the ball.



Flyball is run in teams of four dogs, as a relay. The course consists of four hurdles placed 10 feet (3 m) apart from each other, with the starting line six feet (1.8 m) from the first hurdle, and the flyball box 15 feet (4.5 m) after the last one, making for a 51-foot (15.5 m) length.



The hurdle height is determined by the shoulder height of the smallest dog in the team. Under current North American Flyball Association (NAFA) rules this should be 5 inches (12.7 cm) below the withers height of the smallest dog, to a height of no less than 7 inches (20.3 cm) and no greater than 14 inches

(40.6 cm). Each dog must return its ball all the way across the start line before the next dog crosses. Ideal running is nose-to-nose at the start line. The first team to have all four dogs cross the finish line error free wins the heat. Penalties are applied to teams if the ball is dropped or if the next relay dog is released early. The current World Record is 14.690 seconds and is held by Touch N Go of Las Vegas.



[www.flyball.org.au](http://www.flyball.org.au)  
[www.wikipedia.org/wiki/Flyball](http://www.wikipedia.org/wiki/Flyball)

## Flyball points chart

FD	Flyball Dog	5 Points
FDX	Flyball Dog Excellent	20 Points
FDCh	Flyball Dog Champion	50 Points
AFCh	Australian Flyball Champion	150 Points
FM	Flyball Master	400 Points
FMX	Flyball Master Excellent	700 Points
FMCh	Flyball Master Champion	1000 Points
ONYX	ONYX	1300 Points
FDGCh	Flyball Grand Champion	2000 Points
Jeddah Award	Jeddah Award	3000 Points

## Monday Flyball training times at PDODC

Set up for 6.30pm  
 Beginners -6.45pm  
 Intermediate-7.30  
 Triallers-8pm



## Head Flyball Instructors Report

Here we are ready for another year of Flyball. We have a full calendar again this year, but before we go into that, just a follow up from the end of last year.

We held our annual Xmas Flyball Romp on the 3<sup>rd</sup> December (last year was our 5<sup>th</sup> year of holding this competition), though we decided due to the warm weather at that time of year, we thought we'd hold a round robin competition for the ½ half then an elimination round to determine a winner for the inaugural Flyball State Championship. The results from the round robin was; 1<sup>st</sup> Para Shooters; 2<sup>nd</sup> Para Troopers, 3<sup>rd</sup> Para Gliders and 4<sup>th</sup> Fly'd Over. The elimination round was decided on how we went in the round robin, so all bets were on as to who was going to be the first Flyball State Champs. I am happy to say that the Para Troopers, who consisted of, Jack (handled by Leigh), India (handled by Vanessa), Roxy (handled by Samantha), Mika (handled by Wayne), Cassie (handled by Chrissy) and Wally (handled by Gaynor), took out the honour! It was a great day and we were all finished by early afternoon. Once again thanks to Karen and Damien (from Dover) for timekeeping all day and Sharon, Eddy, Alli, Rebecca and Kaye for stewarding all day for us. Without your support it would make it so much harder for the competitors.

Enough on the past, looking forward to this year, with our first competition being held in March, then hopefully a demonstration at the Pet Expo (details still to be sorted and confirmed), then our annual pilgrimage to Portland Victoria, then the Royal

Show in September followed by our annual Xmas Flyball Romp in December. Whew what a busy year!!

If are interested in doing Flyball with your dog, please come down Monday night at 6:30, for an assessment. Your dog must be at least at level 3 obedience, must be at least 12 months old and must be sociable with other dogs / people. Or if you are interested in helping us out at our Competitions by Stewarding, please contact Chrissy on 0417 877 249.

Looking forward to a fun and exciting Flyball year.

Chrissy & Rebecca

Co-Head Flyball Instructors 2012

## FLYBALL 2012 - CALENDAR OF EVENTS

Monday 6 <sup>th</sup> February	1 <sup>st</sup> Training Day (weather permitting) and Definite numbers for March comp
Monday 20 <sup>th</sup> February	Time Trials – Mad March Mayhem Comp
Monday 27 <sup>th</sup> February	Time Trials – Mad March Mayhem Comp
Monday 5 <sup>th</sup> March	No Training – Clipsal Weekend (unless required for time trials due to hot weather)
Friday 11 <sup>th</sup> March	Mad March Mayhem Entries Closes
Monday 12 <sup>th</sup> March	No Training – Adelaide Cup Long Weekend
Saturday 17 <sup>th</sup> March	Mad March Mayhem Comp
Monday 19 <sup>th</sup> March	No Training – Monday after Comp
Monday 26 <sup>th</sup> March	Definite numbers for Portland Competition
Monday 2nd April	No Training – Easter Monday



Monday 9 <sup>th</sup> April	Time Trials - Portland Competition
Saturday 21 <sup>st</sup> April	Pet Expo Demo – to be confirmed
Sunday 22 <sup>nd</sup> April	Pet Expo Demo – to be confirmed
Friday 11 <sup>th</sup> May	Portland Comp Entries Closes
Monday 27 <sup>th</sup> May	Definite Numbers for Royal/Xmas Romp Competitions
Sunday 10 <sup>th</sup> June	Portland Competition
Monday 11 <sup>th</sup> June	No Training – Queen’s Birthday Holiday
Monday 18 <sup>th</sup> June	Time trials – Royal/Xmas Romp
Monday 25 <sup>th</sup> June	Time trials – Royal/Xmas Romp
Friday 6 <sup>th</sup> July	Close of Entries for Royal Show Competition
Monday 9 <sup>th</sup> July	Compulsory training by all triallers entered into
Monday 27 <sup>th</sup> August	Royal /Xmas Romp Competitions
Saturday 8 <sup>th</sup> September	Royal Adelaide Show Competition
Monday 10 <sup>th</sup> September	No Training – Monday After Royal Show Competition
Monday 1 <sup>st</sup> October	No Training – Labour Day Holiday
Monday 19 <sup>th</sup> November	No Training - Break-up Evening
Saturday 1 <sup>st</sup> December	PDODC Xmas Flyball Romp VI

*Please Note: other Training Sessions may be cancelled due to Incremental weather or other circumstances if unsure please check with Chrissy (0417 877 249)*

## DOG AND HANDLER ETIQUETTE

1. Always pick up faeces after your dog has defecated and place in the bins provided.
2. When approaching another dog, ask the permission of the owner if it is okay to approach. Do not assume that every dog wants to be approached by unknown dogs or people.
3. After being given the okay to approach an unknown dog, approach calmly and do not allow your dog to rush at them.
4. Keep the leash short enough, but not tight, to pull your dog back quickly if there is a problem.
5. If your dog wants a drink, do not allow them to interrupt another dog while they are drinking. Wait until they have finished, then allow your dog to drink.
6. Do not approach dogs that are tethered and unsupervised. Do not take your dog off lead, unless directed by an Instructor.
7. Supervise your children around dogs and always ask permission of the owner before allowing children to pat unknown dogs.
8. Ensure your dog does not become entangled with other dogs’ leads..Always allow space between you and your dog and other dogs and handlers.
9. Be aware of your environment at all times. If your dog urinates on any club buildings, get some water and wash the area.
10. Listen to and observe all instruction from club officials and instructors.




## P.D.O.D.C - GENERAL CLUB RULES

1. Dogs are not allowed in Clubrooms.
2. Bitches in season are not allowed Club grounds.
3. Dogs may not be off lead unless permitted by an Instructor.
4. Dogs & handlers must not use equipment without permission.
5. All incidents of dog attacks (provoked or unprovoked) must be reported immediately to the Head Instructor who will act accordingly. The incident must be recorded in the Incident Report book in the Office. An appeal to the decision made by the Head Instructor may be made in writing to the Secretary and the incident discussed at the next Committee meeting.
6. Children under 10 must be supervised by an adult at all times.
7. If your dog fouls on the Club grounds you must clean up the deposit immediately. Poo bags are provided on the grounds.
8. If your dog urinates on a Club building or structure, you rinse it off with water. Containers for water can be provided upon request if none are available.
9. Smoking is not permitted in class or in Club buildings.
10. No alcoholic drinks are permitted in class or in Club buildings.
11. If you arrive late, do not enter your class. Wait until the instructor indicates that you may join.
12. Members must wear sensible shoes – no thongs or bare feet.
13. Any member not in class may not exercise their dog in the vicinity of classes in progress.
14. Please keep dogs well apart to avoid confrontations.
15. All handlers and dogs participate at their own risk.
16. A current vaccination certificate must be presented upon joining or attending a complimentary lesson. It must also be presented when renewing an existing membership.

17. Dogs carrying a contagious disease may not attend training until they are officially cleared in writing by a qualified vet.
18. Your membership badge must be worn in class. "I forgot" badges are available from the office.
19. There will be no training for Obedience if the Saturday night forecast for Sunday is 32°C or over for the Elizabeth area.
20. There will be no training for non-triallers in Agility if the Thursday night forecast for Friday is 32°C + for Elizabeth.
21. There will be no training for beginners in Flyball if the Sunday night forecast for Monday is 32°C + for Elizabeth.
22. Any class may be cancelled due to stormy or inclement weather at the discretion of the Head Instructor(s).
23. Sun protection is encouraged for you and your dog.
24. All injuries must be reported and recorded.
25. Class instructors in consultation with the discipline Head Instructor, reserve the right to send a dog back to a lower class if it is to the advantage of the dog and/or handler.

**Full Copies of the Club Rules are available in the office or from the Club website at [www.paradogtraining.com](http://www.paradogtraining.com)**





## HOT WEATHER POLICY

CLASSES ARE HELD EVERY SUNDAY, MONDAY AND FRIDAY FROM FEBRUARY TO NOVEMBER, EXCEPT IN THE FOLLOWING SITUATIONS:

- There will be no training in any discipline on a long weekend (where the Friday or Monday is a public holiday).
- **Sunday morning classes:** If the estimated Sunday maximum temperature for Elizabeth (Channel 9 News, Saturday night) is 32 degrees or higher, training will be cancelled.
- **Friday night classes:** If the estimated Friday maximum temperature for Elizabeth (Channel 9 News, Thursday night) is 32 degrees or higher, all NON-TRIALLING CLASSES will be cancelled.
- **Monday night classes:** If the estimated Monday maximum temperature for Elizabeth (Channel 9 News, Sunday night) is 32 degrees or higher, training will be cancelled.



If the weather is stormy or inclement, training may also be called off.

*It would be really great if we could feature your dog (s) in our Slipcollar magazine. Please email any funny stories or photos to [Leigh@nuskope.com.au](mailto:Leigh@nuskope.com.au)*



## DOGSSA

### About Dogs SA

The SA Canine Association Inc (SACA), Trading as Dogs SA, is the State Office in respect to the affairs of registered breeders, the registration of pedigree dogs and the administration of canine exhibitions in South Australia. The Association is affiliated with the National Body, the Australian National Kennel Council (ANKC).

The SA Canine Association Inc commenced in 1952, taking over the affairs of the SA Kennel Association which had existed since 1914. Before 1914 there were several dog clubs, the oldest being the SA Poultry & Kennel Club founded in the late 1800's and still active today.

In 1951 the Royal A & H Society agreed to assume control of the SA Kennel Club and the name was changed to the SA Canine Association Inc. The Director of the RAHS became the SACA Secretary and the Royal provide use of an office at the Wayville Showgrounds.

In 1983 the SACA purchased an office in Thebarton to manage its affairs and from there purchased 17 acres of land at Kilburn which is known as 'SACA Park'.

The Association commenced trading as Dogs SA in 2008.

There are 95 affiliated Kennel, Group, Breed and Trials Clubs affiliated with Dogs SA which conduct shows and trials most weekends.



## Dogs SA's responsibilities are:

1. To maintain a register of pedigree dogs
2. To promote purebred dogs and their breeding
3. To promote all dogs participating in trial events
4. To approve all exhibitions and promote fair competition and sportsmanship
5. To conduct Judges training and licensing
6. To present the members views to local and State Government authorities
7. To provide recreational facilities to members
8. To encourage and promote responsible dog ownership

## ITEMS FOR SALE

- Gentle Leaders
- Tug Toys
- Dumbbells
- Liver Treat Bags
- Slip Collars
- Martingales
- Clickers (\$6)

A variety of leads and collars in different sizes and colours. All items vary in price and can be purchased on Sunday mornings during office opening hours.

### Slipcollar Classifieds & Advertising

After something hard to find or wanting to sell something?

Place an ad in the classifieds section of your Slipcollar magazine. Ads must be 25 words or less for a gold coin donation. Want something more permanent or a bit bigger? Have a look at these rates:

1/2 page, single issue = \$5    Full page, single issue = \$10

1/2 page, full year = \$30    Full page, full year = \$60

See one of friendly volunteers about placing an ad.

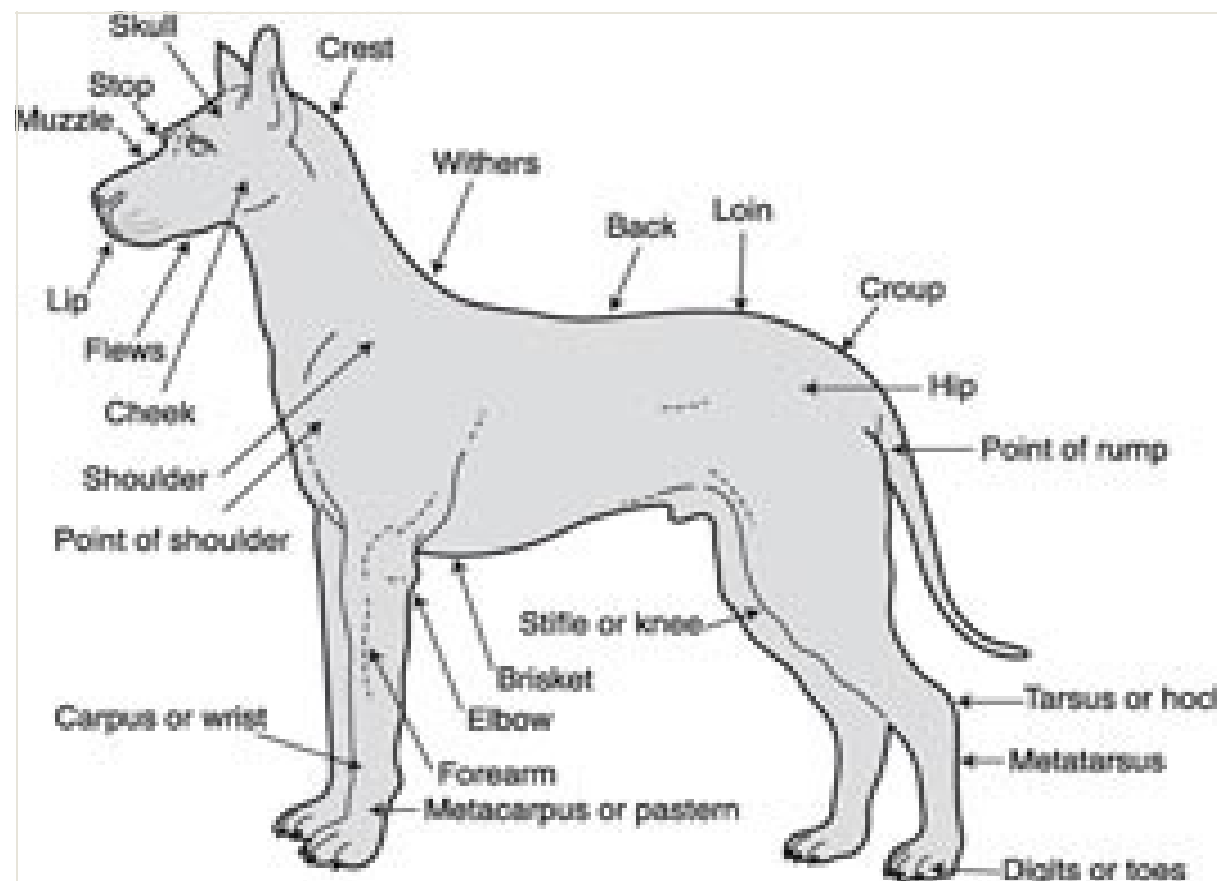
## Appearance and Stature

by Kim Campbell Thornton & Debra Eldredge, D.V.M.

Dogs may well be the most genetically diverse species on earth. How many other species can claim such a range in size, appearance, and coat type? No matter what the breed or mix, though, every dog has certain external features.

Here are a few important anatomical terms:

- Stop: The indentation between the eyes where the nasal bones and skull meet (where the muzzle rises up to become the skull)



- Ear leather: The flap of the ear
- Flews: The hanging part of a dog's upper lip



## Keeping Your Dog's Coat Clean and Healthy

**Author: Brock Lorber**

Your dog wears a coat of insulation, helping him stay cool in the summer and warm in the winter. His coat holds essential oils close to his skin, and protects it from scrapes and scratches. Its hollow hairs help him stay afloat so he can concentrate on swimming rather than treading.

Without daily maintenance, however, your dog can quickly become cheap transportation for burrs and other plant seeds. Parasites love to burrow in the warm, moist areas next to his skin, presenting a health hazard for you and your dog. With a few simple steps, though, you can maintain the health of your dog's coat without resorting to an expensive groomer.

As a natural part of their lives, dogs are skilled at self-grooming. They are taught by their mothers that grooming limits skin-borne diseases and parasites. Young muscles and bones benefit from the increased blood flow their massaging mothers stimulate. As they grow and become self-sufficient, they begin to groom themselves and become very successful at it. When a dog is living in a home environment, however, they need some human help to maintain a healthy coat. Brush your dog frequently using a brush with soft bristles and a flea comb. Use light pressure and always stroke with the coat's grain. This collects shedding hair before it gets all over your furniture and clothes and eliminates matting before it becomes too snarled.

- **Carpus:**The area where the front leg joins the paw (corresponds to the human wrist)

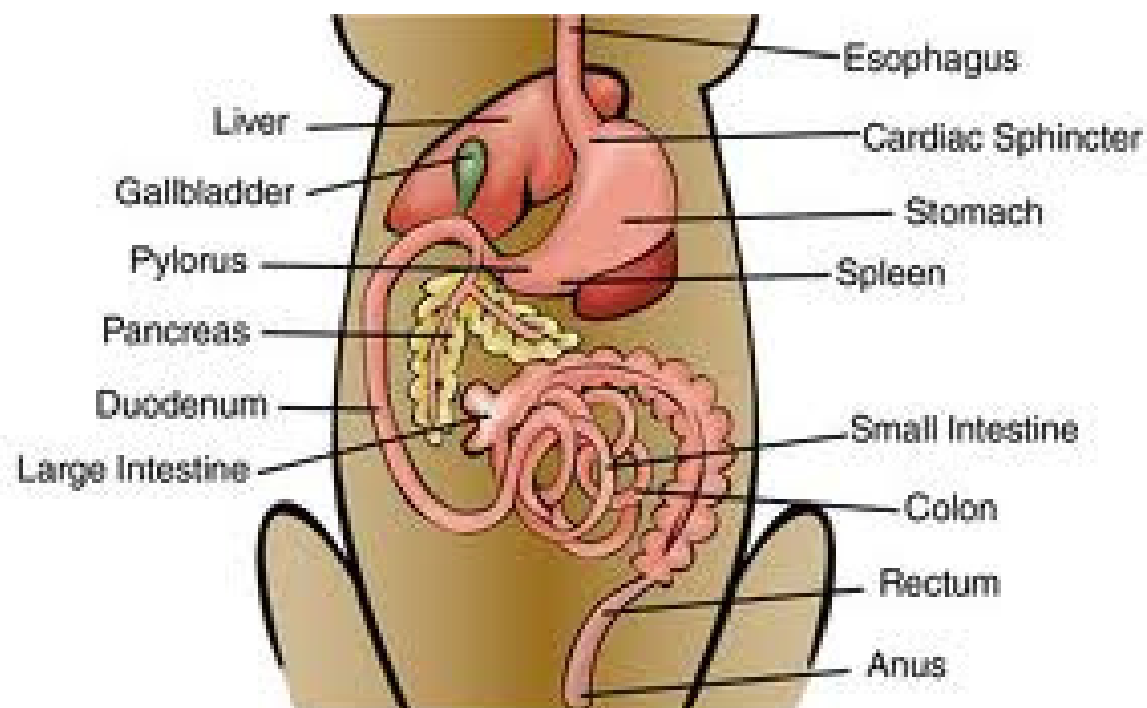
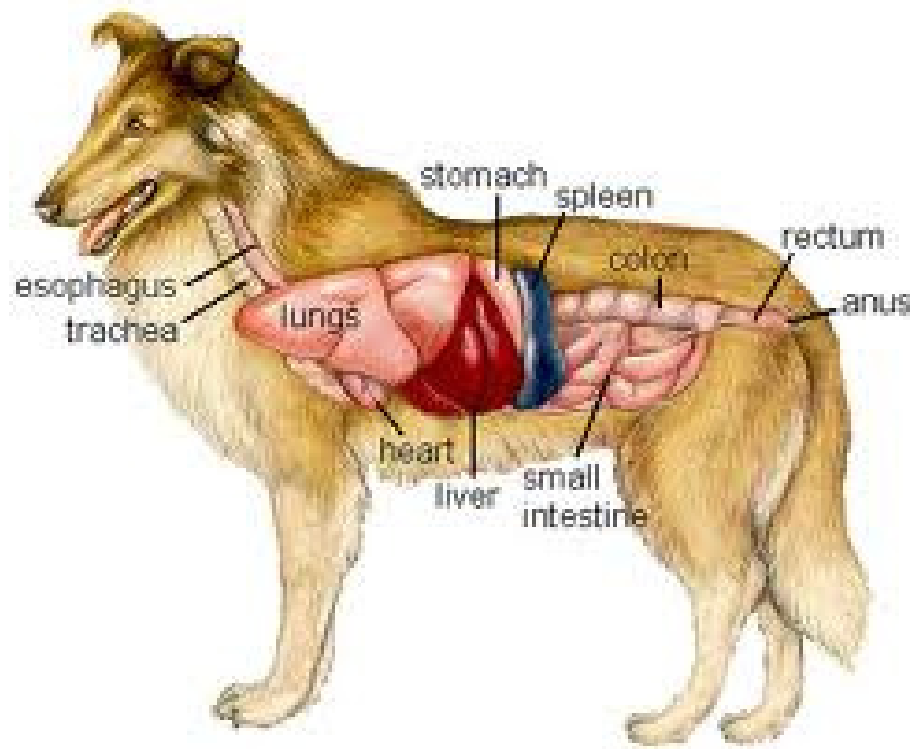
- **Crest:**The upper arched part of the neck

- **Withers:**The high point at the top of the shoulders from which a dog's height is measured

- **Brisket:**The lower part of the chest; also known as the breastbone or the sternum

- **Stifle:**The knee

- **Loin:**The area between the ribs and the hip bone



Long and thick coats fight a constant battle against snarls. Don't use brute force to clear them; nobody likes to have their hair pulled. Use water to soften caked fecal matter or mud and scissors or clippers if necessary on nasty tangles and burrs.

Many dogs get very anxious around brushes and scissors. Their fears can result in snarling and nipping, which is why many groomers resort to using sedatives. This does nothing to quell the unnatural fear for the next grooming session, however. A much better way is to take him for a long exercise session to remove all his nervous energy, and then put him in a calm state lying down. Introduce him to the grooming instruments while he is in this calm state. Once he is through investigating them, you can begin to use them while keeping him calm and submissive.

Inspect your dog's skin while you are brushing. Be alert for skin irritations, dry skin, fleas, ticks and any sign of infection. While you will probably need professional help for fungal or bacterial infections, other problems can be handled on your own.

The two major causes of dry, irritated skin are too much bathing and a lack of lipids in your dog's diet. Bathe your dog with shampoo as infrequently as possible. Also, mix in a tea-spoon full of vegetable oil with his food. His coat will take on a healthy glow, and the oil will moisturize his skin. Chlorine-filled swimming pools often contribute to dry skin, however, swimming is great exercise and a lot of fun for your dog, so don't cut it out entirely.



"YOU'RE SUPPOSED TO FETCH THE STICK BACK, NOT THROW IT."

Regular application of flea and tick powder will help prevent you from having to deal with fleas and ticks. If you still find a tick, however, use tweezers to grasp the tick by the head. Jerk straight out so the jaws come with the rest of the tick. Don't squeeze the tick's body or touch it with bare fingers. Wash your hands after handling the tick.

Excessive scratching and hair loss are two signs of flea infestation. Fleas don't just stay on your dog however; they jump off and infest your house. Check the floors and baseboards for granules that resemble salt and pepper grains.

Toss the dog in the bath with plenty of dog shampoo. Follow up with a breed-appropriate flea dip. Now comes the hard part – cleaning the house.

To clean the house you need to first get rid of the eggs and larvae. Vacuum all the carpets, including the baseboards, and all the upholstered furniture. Take the vacuum bag outside immediately and place it in a trash bin. Treat all carpeted and upholstered surfaces with specifically formulated insecticide to kill the adult fleas. Since the insecticides are toxic, you'll want to keep your children and animals away from treated surfaces until it dries.

With regular grooming and attention, your dog's coat will stay healthy and clean. That protects your dog, your family, your wallet, and your home.

### About The Author

Brock Lorber, dog lover and author, provides tips and advice on dog health and training.

You can find more dog health advice from Brock Lorber at [www.myotherkids.com](http://www.myotherkids.com) & [www.squidoo.com/dog\\_health\\_advice/](http://www.squidoo.com/dog_health_advice/)



## USEFUL WEBSITES & NUMBERS

Good Dog SA	A guide to responsible Dog ownership	www.gooddogsa.com
Pedigree	Information regarding pedigree dog breeds, nutrition and health	www.pedigree.com.au
Petcare Info	Provides everything a pet owner might want to know about enjoying life with their pets.	www.i-pet.com.au
Pet Friendly Holiday	Take your best friend on holiday	www.doggyholiday.com

### Wayne Window

Repairs & Maintenance

**Ph. 0413 141 505**

*Need something fixed or fabricated?  
Will tackle most jobs.  
Good old fashioned service.  
Dog friendly!*



- Mechanical Repairs
- Cargo Barrier Fabrication (for dogs)
- False floors/storage for utes, wagons & trailers
- Fence Repairs/Dog Proofing
- Welding
- General Maintenance
- Yard/Garden Maintenance
- General Household Repairs
- Odd Jobs

### Useful numbers

S.A. Obedience Dog Club  
8223 6626

DogsSA  
8349 4749

R.S.P.C.A.  
8231 6931

### Animal Welfare League Wingfield

1-19 Cormack Road  
Wingfield SA 5013

Phone: (08) 8348 1300  
Fax: (08) 8268 9545  
Email:

[wecare@awlsa.com.au](mailto:wecare@awlsa.com.au)

## NORTHERN PET CARE & HOME MINDING SERVICES

### Pensioner Rates Apply

*Going Away? Worried about your beloved pets?  
Who will water your plants? Home security?*

*Let us take all your worries away and allow us to look after your home and beloved pets while you enjoy a well deserved break!*

Services we offer.....

- Feeding your pets (incl. medications)
- Quality time spent with all pets
- Walking your dog
- Watering plants/lawns
- Clearing mail
- Changing lights/blinds for security
- Taking out/in rubbish bins
- Daily service—7 days a week
- Reasonable Rates
- Police Clearances and References available



*Please call us and leave a message for more information and a no obligation quote*

**Phone Neville  
8289 7149**



## PDODC VOLUNTEER PROGRAM

PDODC is run by a team of dedicated volunteers. Without volunteers not only would PDODC not be run but the majority of trials at our club would not exist. PDODC would like to thank all of its volunteers for everything they do.

Volunteers at PDODC do a variety of different things. Our main focus is what everyone sees and that is the instructors across all the 4 disciplines: Obedience, Agility, Flyball and Dancing With Dogs. However, there are a number of things we do behind the scenes to allow the club to run. We have people who volunteer in the office managing the member's database and answering the phones, people who work in the canteen, keep track of the clubs finances, order the uniform, run the website, write up and print the magazine, organise trials, judges and catering just to name a few. All of these roles are done within the club by people who give up their free time so that the club can function.

We have a good annual retention of membership plus a healthy grow rate of new members at PDODC. However, the small number of volunteers that we currently have are struggling to cater for this increasing figure and sadly, our volunteers are now being asked to sacrifice training their own dogs to ensure that all the classes have an instructor.

It would be really great if all PDODC members would volunteer for **at least one** club activity **per year** to help ease the stress and workload. Volunteering is a good way to meet new people, learn new skills, gain feelings of accomplishment and an increased sense of community and common purpose.

Please fill out the form overleaf if you are able to help us.

## PDODC VOLUNTEER FORM

Volunteer Name \_\_\_\_\_

Contact Number Home \_\_\_\_\_

Contact Number Mobile \_\_\_\_\_

- Please select to volunteer for one of the following jobs.
- Tear off the form and leave in the 'volunteer' box in the office and a volunteer will contact you to arrange a suitable date.

Thank You

Steward at a trial - trials are general held on a Saturday. You may choose a morning or afternoon shift. <i>(Jobs may include; time keeping, holding leads, putting up a course etc.)</i>	
Make a dish sweet or savoury to feed judges on trial days	
Data entries & membership database using PC. This may include office roster and joining members.	
Assist an instructor with a class; please circle your preferred discipline Obedience    Agility    Flyball    Dances With Dogs	
Help in the Canteen or Shop	
Clean the office and / or canteen	
Join the committee and attend a meeting once every 4 weeks	
Fix /maintain/ build equipment (Weld, cut or paint)	
Help cook the BBQ at the AGM and other social events	
Or, you may wish to:	
Become an inspiring instructor	
Write a short cover story for the magazine. Please include at least one photo and email to leigh@nuskope.com.au	

For more information on any of the above jobs, ask one of our volunteers who will be more than willing to answer your questions.