

Homecoming 2024:

Winter

Wonderland

Dress Code Guidelines

Dress Code – Formal Attire

Homecoming attire should reflect more of a formal family occasion rather than a night on the town or at a club.

For boys, dress slacks, collared button-down shirts, and ties or bowties are expected.

For girls, dresses are expected. Dresses that are strapless, too revealing, skin-tight or form-fitting, expose midriffs or cleavage, or are too short in length are not appropriate.

Dress Code – Formal Attire

For girls, dresses and attire that reflect modesty are required. Each year, the most difficult task for administrators is the determination of modesty for girls. Traditional interpretations are often at odds with fashion and cultural trends.

Following the guidelines put into place can prevent from making one feel uncomfortable because they have been asked to modify their attire at the event.

Dress Code – Formal Attire

Modesty is admittedly a subjective interpretation, but one which we have the duty to uphold. Girls should therefore err on the side of modesty and formality. These guidelines should be referred to before choosing a dress for Homecoming. We expect nothing less than full cooperation from students and parents on this issue.

Specifics for Dresses

- All dresses must have straps. No strapless dresses are permitted.
- Dresses must not be low-cut in the front. Be careful with scoop necklines and sweetheart necklines!
 - **NO** plunging necklines or visible cleavage is permitted.
- Dress backs may not be cut lower than the bottom of the shoulder blade. No plunging backs will be permitted.
 - Dresses with more open backs may be worn if covered by an opaque (not see through) shawl, shrug, vest, jacket, etc. that must remain in place throughout the entire evening.
- The length of the dress must fall to the top of the knee while standing and while sitting. If a dress has a slit, it may rise no higher than the top of the knee (not above the knee) when standing AND when seated.
- Dresses must fit but not be skin tight or too form fitting.
 - Appropriate undergarments should be worn based on the style of the dress. Foundation garments must not be visible while wearing the dress.
- No bare or sheer midriffs or cutouts are permitted.
 - Two piece dresses must overlap, even when the arms are raised.
 - Nude colored inserts give the illusion of skin showing where it should not be and are not permitted.

The following slides will more specifically define each of the “Specifics for Dresses” that were outlined on the previous slide.


All dresses must have straps.
No strapless dresses are permitted.

If your dress does not have a spot for your arm to pass through, it is considered strapless.

Halter-style dresses, spaghetti straps, off-the-shoulder are acceptable.

Appropriate Dresses

Straps and/or sleeves = YES!



Inappropriate Dresses



No Straps
=
Not Permitted!



Dresses must not be lowcut in the front.

No plunging necklines.


No cleavage.

No nude insets that give the appearance there is skin showing that should not be.

Be careful of scoop neck and sweetheart necklines!

Appropriate Dresses

Modest Necklines = YES!




Inappropriate Dresses

Immodest necklines = No!




Cleavage showing!



Nude insets



Plunging necklines!



Nude mesh fabric still gives an immodest look = NO!

Dresses must not be low cut in the back.

Backs of dresses may be cut **no lower than the bottom of the shoulder blade.**



- **No plunging backs**

Dresses that are cut lower than the bottom of the shoulder blade must be covered with an opaque (not see through) wrap, or covered with a jacket, or covered with a garment worn under the dress. The covering must remain in place the entire evening.

Appropriate Dresses



High Backs = YES!

Appropriate Coverings = YES!



Inappropriate Dresses

**Plunging Backs, Bare Backs = No!
Cover-up Needed!**



**Cover up is
not opaque
(it is sheer)**



Appropriate Dresses

Appropriate Coverings For A Too
Open Back = YES!



The length of the dress must fall to the top of the knee when standing **AND** when seated.

If a dress has a slit, it may rise no higher than the top of the knee when standing **AND** when seated.

Try the dress on and look in a mirror when standing straight up as well as when sitting in a chair!

Appropriate Dresses

Knee length or longer = YES!



Inappropriate Dresses

Higher than knee length = NO!



High-low is too high in front!



Slit is too high!



Too short!!



Dresses must fit but not be skin tight or too form fitting.

Appropriate Dresses



Inappropriate Dresses

Too tight = NO!





No bare or sheer midriffs or cutouts.

- Two-piece dresses must overlap, even when arms are raised.
- No cutouts are permitted.
- No nude colored inserts, which give the illusion of skin showing where it should not be.

Inappropriate Dresses



Bare Midriff = NO!



Cut-outs = NO!



Nude insets = NO!

Inappropriate Dresses

Sheer Midriff or Sheer Cutouts = NO!





Have Fun!

Show Your Personal Style

Make Good Choices!