


**Giving formal
presentations
& slideshow
presentations
in college**



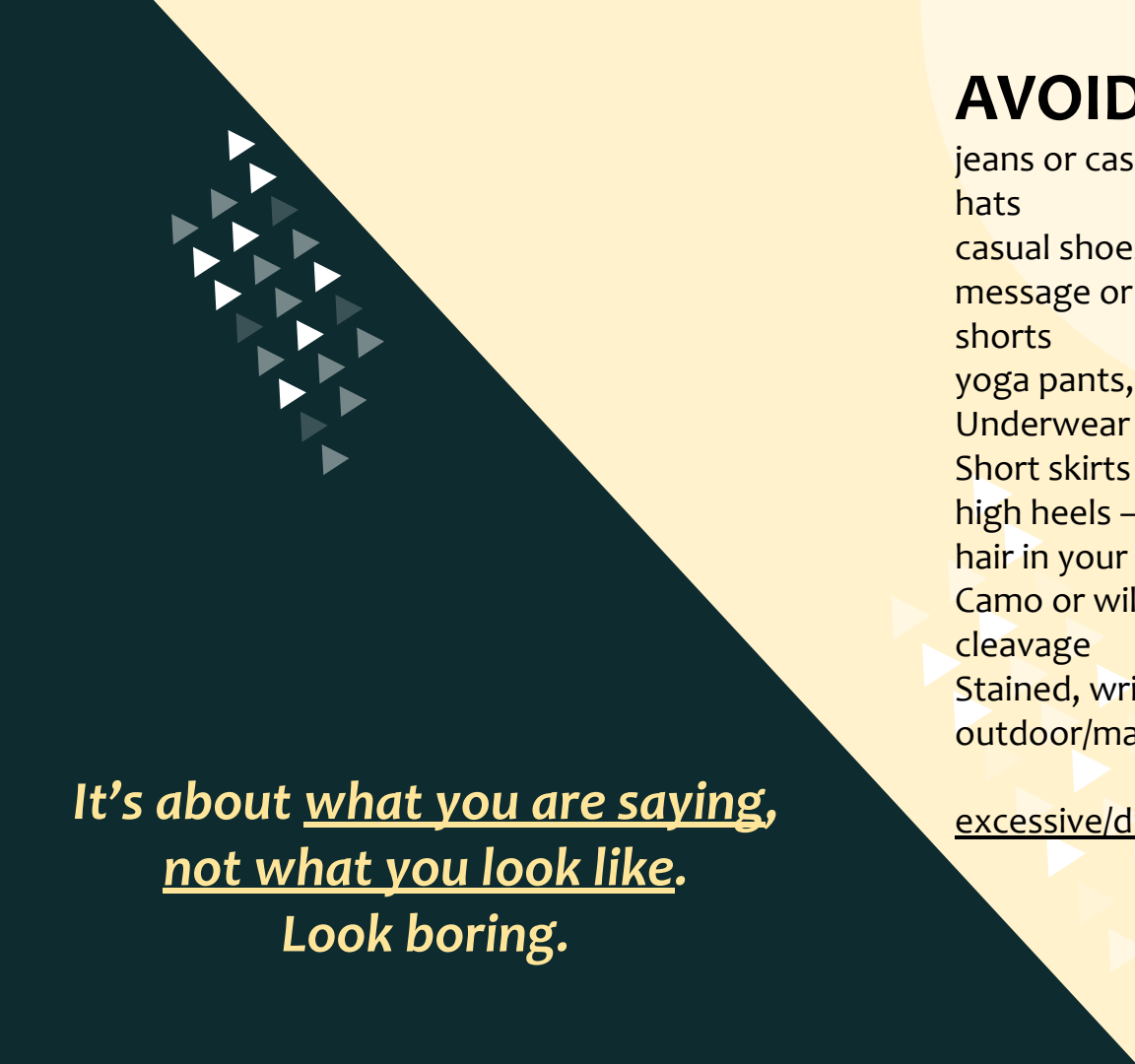
What to Wear

Secondary schools are expected to teach you this.

Schools no longer/barely teach this, but you still need to know it.

You are expected to dress differently for some professional or work situations.





*It's about what you are saying,
not what you look like.
Look boring.*

AVOID:

jeans or casual denim

hats

casual shoes - flip flops, athletic shoes, Vans, Converse,
message or logo shirts

shorts

yoga pants, leggings as pants

Underwear showing

Short skirts or dresses

high heels – 1” max

hair in your eyes/face

Camo or wild prints

cleavage

Stained, wrinkled, or frayed clothing

outdoor/manual labor clothing

excessive/distracting ... anything

What to wear:

Business casual: slacks, collared shirt, button up, sweater, boring.


Think school uniform.

Dress business-y = look serious.

Suck it up and just do it. Borrow. Buy cheap. Figure it out.

Business Casual vs. Professional

Have an interview or professional event coming up? Learn how to decode dress code.



1. PREP the SPEECH

- Write it out if you must.
- Have an outline, at least.
- Practice and time it.
- Know how to pronounce all the words.
- Do not read to us.
- If you use a visual aid, the letter must be 1", or make a copy for every recipient.


- Gestures, eye contact, voice modulation.
- BREATHE.
- Practice it for timing, and to avoid “ums” and “likes.”
- Do NOT just read what is on the slide. That is SO boring.
- Say thank you at the end.

DELIVERY





slideshow Presentations

- Most people put WAY too much on each slide.
 - Bullet points only.
 - Add graphics.
 - Spelling and grammar.
- 

Thank you.