

*NEW YORK STATE
INTER AGENCY
FIRE SAFETY
WORKING
GROUP AIR, SOIL,
AND WATER
DATA FINDINGS*

December 2023

Executive Summary

Energy storage facilities play a critical role in New York State's environmental and economic efforts to transition from fossil-fueled energy sources and reduce the emissions that contribute to climate change. Their safe and effective operation are needed to help the state achieve its ambitious climate goals under the Climate Leadership and Community Protection Act and ensuring the protection of communities across the state.

While fires at energy storage facilities are exceedingly rare, fires at facilities in Jefferson, Orange, and Suffolk counties in summer 2023 underscored the importance of ensuring New York State and communities have the knowledge and resources necessary to prevent and address potential fires.

As such, in July 2023, Governor Kathy Hochul directed the Division of Homeland Security and Emergency Services (DHSES) Office of Fire Prevention and Control (OFPC), New York State Energy Research and Development Authority (NYSERDA), New York State Department of Environmental Conservation (DEC), Department of Public Service (DPS), and the Department of State (DOS) to lead a new Inter-Agency Fire Safety Working Group to independently examine energy storage facility fires and safety standards.

The Working Group is leveraging nationally renowned experts and national laboratories in energy storage root cause and emergency response analyses to independently assess and identify common causes, air monitoring results or other community impacts, and other factors potentially involved with energy storage fires. Among its first actions, the Working Group began compiling and reviewing available data collected during and after the four fires this summer. The Working Group gathered data and worked diligently with project developers, equipment manufacturers, and government officials to learn as much as possible about the fires at battery system facilities. The Executive Summary compiles the findings of the investigations to date.

Following a comprehensive review of analyses of air quality, soil, and/or water data collected in the days following each of the fires, OFPC and DEC, in collaboration with the State Department of Health, concluded that there were no reported injuries, no harmful levels of toxins detected, and no long-term off-site impacts involving any migration of contaminants associated with the fires.

The data assembled and analyzed by the Working Group includes:

- An air monitoring report from OFPC and soil and water sampling data received by DEC from the Chaumont site (Jefferson County) and surrounding properties;
- On-site air monitoring results collected from the Warwick (Orange County) sites by emergency responders and relayed to the Working Group by local officials; and
- An independent third-party site inspection report consisting of air monitoring and surface sampling at school buildings in the vicinity of the June 27, 2023, fire at the Warwick site.

The Working Group will continue its efforts to investigate energy storage deployment, including lithium-ion battery storage facilities, and potential fire causes and develop full recommendations on how to help prevent fires and ensure emergency responders have the necessary training and information to prepare and deploy resources in the event of a fire.

BATTERY ENERGY STORAGE SITE INCIDENT SAMPLING

East Hampton

East Hampton Energy Storage is a 4,100-square-foot battery storage facility located on a .5-acre property at 3 Cove Hollow Road in East Hampton, New York. The facility draws power from the grid during off-peak hours and stores it in the lithium-ion battery racks to later be released during high-demand hours, which is especially critical in the summer months.

On May 31, 2023, a fire occurred at the facility, impacting the lithium-ion battery system in the dedicated use building housing the system. The facility maintained the emergency sprinkler system running for approximately 30 hours to make sure the battery fire was fully extinguished. This resulted in the firewater eventually exiting the dedicated use building and discharging to an adjacent dirt road on the southwest side of the building.

On June 14, the facility had a Certified Industrial Hygienist with LiRo Engineers, Inc. take wipe samples from various items inside the dedicated use building to investigate potential contaminants from battery fire fumes. There were no background or “unimpacted” sample results to compare the results with and no conclusions could be made.

On July 13, Miller Environmental Group, Inc. prepared a Site Sampling Plan to evaluate potential impacts to soil on the southwest side of the dedicated use building where firewater migrated. The plan included taking five surficial soil samples in the form of a grid from the potentially impacted area. In addition, two samples on opposite sides of the potentially impacted area were collected and used as background or “unimpacted” samples to compare results.

On July 20, DEC approved the plan, however, out of an abundance of caution, DEC expanded the list of metals required to be sampled to 26 metals, including lithium.

On Oct. 4, under DEC oversight, soil samples were collected in accordance with the Site Sampling Plan and submitted for analysis. On Nov. 9, NextEra Energy submitted a report detailing the results of the investigation to DEC. After reviewing the report, DEC determined there was no discernable difference in the concentration of metals in the soil sample results collected from the firewater discharge area versus the site background soil samples. Since no adverse impacts to soil from the discharge of firewater were identified, DEC did not require groundwater sampling. Based on the results of this investigation, no further remedial actions are required by DEC at this time.

Warwick

Convergent Energy and Power operates two battery storage facilities located at 63 County Route 1 and at Church Street in the Village of Warwick. The lithium-ion battery facility stores extra energy for release back to the electric grid when needed.

On June 27, 2023, a fire occurred at the 63 County Route 1 site. The Orange County Hazardous Materials (HAZMAT) Response Team responded and conducted air sampling to determine if any hazards from the burning materials were present and if measures to prevent public exposure were required. Based on the results of the county's air sampling, no elevated levels of toxic contaminants were detected.

The energy storage facility was located adjacent to property owned by the Warwick Valley Central School District. The fire caused heavy smoke, leading to precautionary evacuations of the district office, Middle School, High School, and Sanfordville Elementary. The school district implemented a sampling plan to test various surfaces that could have been impacted by the smoke, including schools, buses, transportation, and facilities offices. Results came back with levels below detectable limits, including samples taken from inside the buses.

On June 29, a fire was reported at the Church Street site. Orange County HAZMAT again responded and conducted air sampling. DEC Division of Air Resources staff were also on scene for any assistance needed. Based on the sampling results, no elevated levels of toxic contaminants were detected.

No water was used by local emergency responders at either fire location so there was no water runoff and as a result, no soil samples taken by Convergent, DEC, or other first responders due to the limited potential for off-site impacts.

Chaumont

Chaumont Solar is a 22.5-megawatt solar panel and battery storage facility located on County Route 179 in Chaumont, New York. The system is owned by Convergent Energy. The facility has four discrete 5-megawatt and one 2.5-megawatt projects that generate power from on-site solar panels during peak daylight hours and stores a portion in on-site lithium-ion batteries to be released later during high-demand hours. Each solar panel project has its own modular battery storage system.

On July 27, 2023, a fire occurred at the Chaumont Solar 4 facility in one of the battery storage modules. The local fire department and county emergency management applied water to cool at-risk electrical components and suppress vapors. OFPC supplied advisors, infrared-capable drone resources, and air quality monitors at the village limits. DEC Law Enforcement was on-site for the initial response and DEC Spill Response was on-scene to observe and start building a remedial strategy.

Over the course of approximately five days, fire departments applied a large volume of water to the fire and adjacent equipment. Neighbors with private drinking water wells on adjacent properties were concerned of potentially contaminated leachate affecting their wells.

Reportedly the battery chemistry used at the facility was "lithium nickel manganese cobalt oxide." Plastics, carbon black, iron, aluminum, and fluorides typical of battery electrolytes and construction packaging were presumed present and all were considered potentially released in the resulting fire and runoff.

Groundwater samples were analyzed for volatile organics (VOCs), semi-volatile organics (SVOCs) total analyte lists and EPA 6010 metals for calcium, cobalt, iron, manganese, nickel,

lead and zinc. The lab report included representative battery chemistry metals and most related VOC/SVOC compounds from fire debris that would be present.

On Aug. 4, DEC Spill Response implemented an off-site groundwater sampling plan and mobilized a remedial investigation contractor to collect baseline groundwater data ahead of any effects from leachate reaching the local water table used for drinking water. DEC's contractor took groundwater samples from 11 wells actively used for drinking water. DEC staff, its contractor, a Convergent representative, and their environmental contractors were in attendance.

Groundwater laboratory data was received on Aug. 17. DEC reviewed the data in coordination with the New York State Department of Health's (DOH) Center for Environmental Health. No apparent fire contaminants were identified. DEC and DOH drafted test result letters for each well tested. Letters were sent to residents on Aug. 22.

On Aug. 24, Convergent environmental contractors sampled surficial on-site soils around the facility representing various baseline and downwind locations around the property. Safety buffers of 15 feet remained around the impacted power equipment, so contractors advanced two test pits 20 feet from equipment and took samples at the surface and bedrock interface.

As of Nov. 14, the failed equipment had not been removed from the site. Soil sampling directly beneath equipment is not possible until the equipment is removed. Next steps involve tracking impacted equipment removal and accessibility of native soils to sample, reviewing groundwater re-test results, and assessing whether an additional round of groundwater sampling in 2024 is warranted. Out of an abundance of caution, DEC resampled residential wells on Dec. 6 and anticipates results in early January 2024. New York State will take all necessary precautions if contamination is found to ensure protection of public health and the environment.

BESS Incident Overviews

Warwick NY- June 27th through 29th, 2023.

- 6/27/23- Fire is reported at Convergent Energy site #2, 28 Church Street Extension in the Town of Warwick adjacent to the local school bus garage; Site #1 in the Village of Warwick (behind the Warwick FD) also had an issue the same day that did not result in a fire. Local FD, Convergent Energy and Orange County Hazmat respond.
- 6/28/23- FPS V. Graves is contacted by detective Michael Hoffman of the Warwick PD re: an active fire investigation at the Convergent site #2. FPS Graves gave general overview of BESS emergencies and potential problems. Also on this date, BC Baker spoke with HM Chief Wayne Melton of Orange County HM regarding air monitoring and fire scene operations. Chief Melton indicated air monitoring for O2, CO, H2S, LEL, VOC and HCN with low levels of CO and HCN detected in the area approximately 1 meter from the affected containers and no readings outside the fence line.
- 6/29/23- In conjunction ESRG, OFPC was requested to the scene at site #2 for technical assistance. DC Jones and FPS Graves responded at 17:59 hours and on arrival (approximately 19:30 hours) witnessed the dismantling of several centipede type containers. Removal of the sections was required to isolate and prevent further fire spread. DC Jones and FPS Graves remained on scene until 22:00 hours.

Chaumont NY- July 27th through August 1st, 2023.

- 7/27/23- OFPC was requested for technical assistance at 16:49 for a fire that had started 13:10 at 2783 CR 179 in the Town of Lyme, Chaumont Fire District, Jefferson County NY. Air monitoring was conducted by OFPC for HCN specifically with no readings found at 19:41. OFPC was released from the scene by Chaumont FD and Jefferson County at 20:48 hours.
- 7/28/23- OFPC is requested to the incident by CFC Plummer and the Chaumont Fire Chief at 10:01. Staff arrives at noon and begins 24hour coverage of the scene. Staffing ramps up and will later include six or more FPS, Hazmat 2 and UAS support.
- 7/29/23- At 0500 staff reported all visible fire out, and CO detectable but very low near the perimeter of the hot zone (fence line) with readings in single digits only. Air monitoring in the Village of Chaumont showed 1ppm VOC, consistent with background or sensor drift and not deemed significant. Cooling operations which had started on day 1 continued, and at 18:37 showed temperatures of involved containers at 300-400 Fahrenheit degrees.
- 7/30/23- OFPC day shift at 0700 reports no significant changes overnight. A County UAS mission at 13:50 showed temperatures of 250 Fahrenheit degrees interior to 300 Fahrenheit degrees exterior. No readings were found with air monitors- sensors used were O2, H2S, LEL, CO, VOC and HCN. Cooling water operations ceased at 13:30. Temperatures by 17:30 had not increased.
- 7/31/23 OFPC on site all day- standing by. No significant findings to report.
- 8/1/23- OFPC UAS confirmed ambient temperatures only with one exception- the container of origin showed one area at 195 Fahrenheit degrees. Meters showed only trace presence of CO, VOC and HCN at the base of the containers. At 13:36 entry was made to conduct a safety survey in anticipation of investigators being allowed access. Nothing

significant was reported. At 17:00 the power feed was secured from the solar field by industry members. Investigators from OFPC, NYSP and DEC made entry to document the scene with OFPC and Watertown Hazmat on standby with Chaumont FD. At 18:43 OFPC Hazmat was released from the scene by Chaumont FD and Jefferson County.

Incident Overview

Battery Energy Storage System Fire- OFPC Air Monitoring

Town of Lyme New York, Chaumont Fire District

July 27, 2023, through August 1, 2023.

On **July 27th, 2023**, the Office of Fire Prevention and Control was requested to the scene of a fire at 2783 CR 179 in the Town of Lyme, Jefferson County- the Chaumont Fire District.

Air monitoring was conducted by the Watertown hazmat team with OFPC technical assistance. The detection instruments used were looking for oxygen, explosive gases (LEL), carbon monoxide, hydrogen sulfide, volatile organic compounds, and hydrogen cyanide. Readings on the evening of the 27th were negative except for hydrogen cyanide which showed a maximum level of 4 ppm next to the damaged container and 0 pm at 200 feet from the involved areas.

OFPC staff returned to the scene on **July 28th, 2023**. No air monitoring was conducted.

On **July 29, 2023**, OFPC surveyed the perimeter fence with the same detection equipment as previously used. At 0500 hours CO was detectable but very low (single digit readings) with no readings for hydrogen sulfide, LEL, and VOC. Normal oxygen levels were present. Air monitoring in the Village of Chaumont was conducted some time later with a finding of 1ppm VOC. This reading was consistent with background levels and/or sensor drift and deemed not significant.

Air monitoring was conducted at midday on **July 30, 2023**, with no results and normal oxygen levels both at the fence line and in the exclusion zone.

Air monitoring conducted the next day **July 31, 2023**, also produced no results, and showed normal oxygen levels.

An entry into the site on **August 1, 2023**, allowed responders to repeat air monitoring surveys. During the evaluation, trace readings of carbon monoxide, volatile organic compounds and hydrogen cyanide were found at the base of the containers that had previously been involved in the fire. These readings were consistent with a previous fire condition. No detectable amounts of these materials were found at the fence line, and oxygen levels remained normal and consistent throughout. This was the final air monitoring mission by OFPC.

June 30, 2023

Jack I. Eisenbach, P.E.
President
EISENBACH & RUHNKE ENGINEERING, P.C.
315-735-1916: Office
315-335-1103: Cell

Dear Eisenbach,

This report summarizes the findings from our June 28, 2023 site inspection, air monitoring and surface sampling of representative areas of the Warwick Valley Schools Administrative Offices, Middle School, Transportation Office as well as School buses being considered for summer school. This assessment was conducted at your request due to the fire which initiated on a Convergent Energy Lithium Battery Storage unit, located approximately 900 feet from the Administrative Office/Middle School building. School bus parking and the transportation garage were also in the vicinity of the fire. It is our understanding that the fire started on Tuesday June 27, 2023, and shortly thereafter, the Facilities Department for the district took actions to close the school and deactivate rooftop air handling units to reduce the potential for entrainment of fire - related smoke and odors within the building. At the time of our June 28, 2023 inspection, the fire was still actively burning and smoke was being released.

Based upon the above, the purposes of the inspection were the following:

- Determine if all accessible air handling units on the Administrative and Middle School buildings were deactivated.
- Determine if there were any signs of smoke-related residues in representative offices, classrooms, gymnasium or cafeteria or common space areas.
- Determine if there were smoke-related odors in representative areas
- Determine if there were unusual airborne levels of volatile organic compounds or carbon monoxide measured within representative offices and classrooms which may be associated with the fire.
- Determine if there were measurable residues of lithium or unusual levels of fluoride ion on representative surfaces of the administrative, middle school, transportation office and school buses.
- Determine recommended steps to reduce potential smoke-related risks prior to returning to normal use of the building by students and staff.

Dr. Richard M. Lynch, Ph.D., CIH of Environmental Safety Management Corporation conducted this assessment with the assistance of yourself, and facilities staff of the Warwick Valley School District.

Executive Summary of Preliminary Findings

The fire was actively burning at the time of our June 28, 2023 inspection. Depending on wind direction, low-level smoke odors were detectable, and low elevations of volatile organic compounds and carbon monoxide were detected outside of the building and on the rooftop. Most rooftop air handlers had been deactivated. Low level smoke-like odors were detectable in a few offices and classrooms, however there were no visible signs of smoke residues on surfaces of supply air diffusers, walls, desktops, or floors of the Administrative/Middle School building at the time of inspection. There were no significant elevations of volatile organic compounds detected in any indoor locations. Airborne particulate matter levels were all lower than outdoor levels. No lithium, fluoride or bromide residues were detected on surfaces of classroom or office desks, file cabinets or floors, nor on steering wheels, controls or driver or passenger seats within buses planned for use during summer school. Recommendations for keeping the building closed until the County HazMat team provides the All Clear, replacing rooftop air handling filters, and precautionary cleaning of offices and classrooms including walls, desks, floors and carpets where odors are detected, as well as for precautionary cleaning of summer school-planned buses are contained at the end of this report.

I. Methods

The full scope of emissions from Lithium ion cell battery fires is currently under study. The current literature indicates that in addition to lithium fumes, gases and vapors released from Lithium-Ion battery fires may include carbon dioxide, carbon monoxide, hydrogen fluoride, phosphoryl fluoride and volatile organic compounds.

Based upon the above, the following methods were addressed during this assessment:

- A visual inspection of representative offices, classrooms and bus surfaces was conducted to determine the presence of smoke-like odors and signs of smoke or combustion residues
- Air monitoring was conducted for airborne particulate matter, carbon monoxide, carbon dioxide, hydrogen sulfide, volatile organic compounds, and temperature in approximately 16 representative classrooms and offices throughout the administrative and middle school building.
- Surface wipe samples were collected for lithium and anion (fluoride) residues in approximately 20 offices, classrooms and buses (including the transportation office).
- Samples were hand-delivered for Lithium analysis via Inductively Coupled Plasma-Mass Spectrophotometry, and fluoride and bromide anion analysis via Ion Chromatography.

II. Findings and Results

Findings revealed the following:

- The fire was actively burning at the time of our June 28, 2023 inspection. Depending on wind direction, low-level smoke odors were detectable,
- Low levels of volatile organic compounds and carbon monoxide were detected outside of the building (ground levels and on the rooftop) up to 0.1 to 0.5 parts per million (100 to 500 parts per billion). Most rooftop air handlers had been deactivated.
- Low level smoke-like odors were detectable in a few offices and classrooms as shown in Table #1 at the end of this report.
- There were no signs of smoke residues on surfaces of supply air diffusers, walls, desktops or floors of the Administrative/Middle School building at the time of inspection.
- There were no elevations of volatile organic compounds or carbon monoxide detected in any indoor locations. Hydrogen sulfide levels were all below 0.2 parts per million.

- Indoor airborne particulate matter levels within the school and administrative offices were all lower than outdoor levels.
- There were no smoke-like odors in the 4 buses reported to be planned for use during summer school (Bus 355, 356, 360 and 376).
- Surface sampling for Lithium revealed no detected lithium (< 0.250 micrograms per square foot) from any office, classroom or bus surfaces sampled.
- No bromide or fluoride were detected from any of the sampled locations (, 25 µg/ft²)

All monitoring and sampling results are shown on Table #1 at the end of this report. Laboratory results are attached.

III. Conclusions and Recommendations

Based upon the findings of this inspection, the deactivation of air handling units immediately upon the onset of the fire appear to have been helpful in reducing entrainment of smoke and residues associated with the burning Lithium-Ion batteries located at the southeast corner of the property. There were no signs of smoke residues in any of the classrooms or offices inspected within the administrative, middle school or transportation offices. There were no smoke-like odors in the 4 buses reported to be planned for use during summer school. No lithium, bromide or fluoride, residues were detected in classrooms, offices or bus surfaces sampled.

- Continue to keep the Administrative and Middle School classrooms closed with air handlers deactivated until the fire has terminated and the County HazMat Team has issued the “All Clear.”
- After the “All Clear” filters in all rooftop air handlers should be removed and replaced and rooftop air handlers should be reactivated to ventilate the building and return temperature and humidity to normal levels.
- Custodial cleaning of classrooms and offices where smoke-like odors are detected should occur to include detergent cleaning and rinsing of desks and floor surfaces using cleaning agents normally used by custodial staff within the school e.g. Ecolab FaciliPro 77 Bio Enzymatic Odor Eliminator (already present in custodial closets throughout the school). Disposable vinyl gloves and eye protection, commonly used during routine custodial cleaning should be worn.
- If smoke-like odors remain in carpeted rooms (e.g. media center, main office, etc.) conduct carpet cleaning and water extraction.
- The Transportation Office and Facilities Offices which were closest to the fire should be detergent cleaned and rinsed. Buses used for summer school should be cleaned including the driver and passenger areas, using detergent and water. Disposable vinyl gloves and eye protection, commonly used during routine custodial cleaning should be worn.

Thanks for the opportunity to assist you. Please contact me at 856-764-3557 with any questions.

Sincerely,

Richard M. Lynch

Richard M. Lynch, Ph.D., CIH, CMC, CMRS, CHFM
 President - Environmental Safety Management Corporation
Certified Industrial Hygienist
Certified Microbial Consultant
Certified Microbial Remediation Supervisor
Certified Healthcare Facility Manager
NJ Licensed Indoor Environmental Consultant
www.esmcorp.com

School Name **Warwick School District**

Inspection Type **Air Quality Inspection/Convergent Lithium Ion Battery Fire**

Date of inspection **6/28/2023**

Inspected by: **Dr. Richard M. Lynch, Ph.D., CIH, CMC, CMRS, CHFM - President - www.esmcorp.com**



21 Scott Street
 Rutherford, NJ 07070
 Tel: (908) 794-0557
 Fax: (908) 794-0558
 www.esmcorp.com

Location	HVAC / Unit Ventilator Running?	Windows Open?	Smoke Odors?	Visible Smoke Residue?	Carbon Dioxide (ppm)	Carbon Monoxide (ppm)	oF	H2S	Volatile Organics (ppb)	pm 2.5 ug m3	surface lithium (ug/ft2)	surface FF/HBr (ug/ft2)	Comments
Outdoor Rooftop					350	2.5	79		100 to 500	10.2			
District Offices													
cse meeting	no	n/a	no	no	488	0	74	0.13	294	3.3	<0.250	<25	
break room	no	no			561	0	74	0.15	294	4.4	<0.250	<25	
conference room	no	no			436	2.4	74	0.11	292	4.6	<0.250	<25	
board room	yes	n/a	no	no	418	2.4	72	0.08	222	3	<0.250	<25	
Middle School											<0.250	<25	
gym	no	n/a	yes	no	444	2.3	73	0.19	311	6.1	<0.250	<25	custodial clean surfaces
cafeteria	yes	n/a	no	no	362	c.4	73	0.13	312	5.5	<0.250	<25	deactivated during inspection
main office/ guidance	no	no	yes	no	372	2.4	72	0.1	317	4.4			custodial clean surfaces
faculty room	no	n/a	no	no	368	2.4	75	0.12	310	7.5			custodial clean surfaces
Delta 3 Classrooms	no	no	no	no	356	2.3	73	0.14	318	11.8			
Delta 7	no	no	no	no	382	2.3	73	0.11	322	6.2	<0.250		
Gamma 9	no	no	no	no	400	2.3	73	0.1	307	6.4	<0.250		custodial clean surfaces
Gamma 3	no	no	yes	no	361	2.3	73	0.14	286	7	<0.250		custodial clean surfaces
Middle School Media Center	no	n/a	yes	no	355	2.2	72	0.09	292	7.1			custodial clean surfaces
Beta 4	no	no	yes	no	358	2.2	72	0.1	283	6.2	<0.250		custodial clean surfaces
Alpha 8	no	no	no	no	375	2.2	72	0.09	285	5.6	<0.250		
Art2	no	no	yes	no	361	2.2	73	0.06	307	5.1	<0.250		custodial clean surfaces
outdoors @ art					350	2.6	78	0.01	268	8.9	<0.250		custodial clean surfaces
Transporation Office											<0.250	<25	custodial clean surfaces
Bus 355											<0.250	<25	custodial clean surfaces
Bus 356											<0.250	<25	custodial clean surfaces
Bus 360											<0.250	<25	custodial clean surfaces
Bus 376											<0.250	<25	custodial clean surfaces
blank											<0.250	<25	custodial clean surfaces
					400	2	73	0.12	297	5.9			

Conclusions & Recommendations	No smoke-like residues observed at time of inspection. Minor smoke odors detected where indicated. Reactivate air handlers to ventilate and control temperature and humidity. Conduct precautionary cleaning of surfaces and carpets where odors exist following termination of fire.
--	--



EMSL Analytical, Inc.

200 Route 130 North, Cinnaminson, NJ 08077
Phone: (856) 858-4800
Fax: (856) 786-0392

Attn.: *Dr. Richard Lynch*
Environmental Safety Management Corp.
21 E. Scott Street
Riverside, NJ 08075
RLynch@ESMCorp.com
Phone: (856) 764-3557

EMSL Case No.: 362302164
Sample(s) Received: 6/29/2023
Date Reported: 6/30/2023
Date Printed: 6/30/2023
Reported By: D. Macready

Laboratory Report

Procurement of Samples and Analytical Overview:

The samples (twenty-eight, wipes) arrived at EMSL Analytical (Cinnaminson, NJ) on June 29, 2023 in good condition. The samples were submitted for the purpose of lithium, fluoride, and bromide analysis. The data reported herein has been obtained using the following equipment and methodologies.

Methods: Inductively Coupled Plasma-Mass Spectrometry (ICP-MS)
Hot Block Digestion
Ion Chromatography (IC)

Lithium was analyzed by ICP-MS.
Fluoride and Bromide were analyzed by IC.

Analyzed by:

June 30, 2023

Daniel Macready
Senior Materials Science Engineer

Joel Keller
Laboratory Technician

Date

Reviewed/Approved:

Eugenia Mirica, Ph.D.
Laboratory Director

June 30, 2023

Date



EMSL Analytical, Inc.

200 Route 130 North, Cinnaminson, NJ 08077
Phone: (856) 858-4800
Fax: (856) 786-0392

Attn.: Dr. Richard Lynch
Environmental Safety Management Corp.
21 E. Scott Street
Riverside, NJ 08075
RLynch@ESMCorp.com
Phone: (856) 764-3557

EMSL Case No.: 362302164
Sample(s) Received: 6/29/2023
Date Reported: 6/30/2023
Date Printed: 6/30/2023
Reported By: D. Macready

Results:

Sample Number:	Not Specified	
COC Sample ID:	Field Blank	
EMSL Sample Number:	362302164-0001	
Analyte	Result (µg/wipe)	Limit of Quantitation/LOQ (µg/wipe)
Lithium (Li)	< LOQ	0.250
Fluoride (F ⁻)	< LOQ	25.0
Bromide (Br ⁻)	< LOQ	25.0

Sample Number:	Not Specified	
COC Sample ID:	Bus 355	
EMSL Sample Number:	362302164-0002	
Analyte	Result (µg/wipe)	Limit of Quantitation/LOQ (µg/wipe)
Lithium (Li)	< LOQ	0.250
Fluoride (F ⁻)	< LOQ	25.0
Bromide (Br ⁻)	< LOQ	25.0

Sample Number:	Not Specified	
COC Sample ID:	Bus 356	
EMSL Sample Number:	362302164-0003	
Analyte	Result (µg/wipe)	Limit of Quantitation/LOQ (µg/wipe)
Lithium (Li)	< LOQ	0.250
Fluoride (F ⁻)	< LOQ	25.0
Bromide (Br ⁻)	< LOQ	25.0



EMSL Analytical, Inc.

200 Route 130 North, Cinnaminson, NJ 08077
 Phone: (856) 858-4800
 Fax: (856) 786-0392

Attn.: Dr. Richard Lynch
 Environmental Safety Management Corp.
 21 E. Scott Street
 Riverside, NJ 08075
 RLynch@ESMCorp.com
 Phone: (856) 764-3557

EMSL Case No.: 362302164
 Sample(s) Received: 6/29/2023
 Date Reported: 6/30/2023
 Date Printed: 6/30/2023
 Reported By: D. Macready

Sample Number:	Not Specified	
COC Sample ID:	Bus 360	
EMSL Sample Number:	362302164-0004	
Analyte	Result (µg/wipe)	Limit of Quantitation/LOQ (µg/wipe)
Lithium (Li)	< LOQ	0.250
Fluoride (F ⁻)	< LOQ	25.0
Bromide (Br ⁻)	< LOQ	25.0

Sample Number:	Not Specified	
COC Sample ID:	Bus 376	
EMSL Sample Number:	362302164-0005	
Analyte	Result (µg/wipe)	Limit of Quantitation/LOQ (µg/wipe)
Lithium (Li)	< LOQ	0.250
Fluoride (F ⁻)	< LOQ	25.0
Bromide (Br ⁻)	< LOQ	25.0

Sample Number:	Not Specified	
COC Sample ID:	Transportation	
EMSL Sample Number:	362302164-0006	
Analyte	Result (µg/wipe)	Limit of Quantitation/LOQ (µg/wipe)
Lithium (Li)	< LOQ	0.250
Fluoride (F ⁻)	< LOQ	25.0
Bromide (Br ⁻)	< LOQ	25.0



EMSL Analytical, Inc.

200 Route 130 North, Cinnaminson, NJ 08077
 Phone: (856) 858-4800
 Fax: (856) 786-0392

Attn.: Dr. Richard Lynch
 Environmental Safety Management Corp.
 21 E. Scott Street
 Riverside, NJ 08075
 RLynch@ESMCorp.com
 Phone: (856) 764-3557

EMSL Case No.: 362302164
 Sample(s) Received: 6/29/2023
 Date Reported: 6/30/2023
 Date Printed: 6/30/2023
 Reported By: D. Macready

Sample Number:	1	
COC Sample ID:	CSE File	
EMSL Sample Number:	362302164-0007	
Analyte	Result (µg/wipe)	Limit of Quantitation/LOQ (µg/wipe)
Lithium (Li)	< LOQ	0.250
Fluoride (F ⁻)	< LOQ	25.0
Bromide (Br ⁻)	< LOQ	25.0

Sample Number:	2	
COC Sample ID:	Admin B.R.	
EMSL Sample Number:	362302164-0008	
Analyte	Result (µg/wipe)	Limit of Quantitation/LOQ (µg/wipe)
Lithium (Li)	< LOQ	0.250
Fluoride (F ⁻)	< LOQ	25.0
Bromide (Br ⁻)	44.8	25.0

Sample Number:	3	
COC Sample ID:	Conf table	
EMSL Sample Number:	362302164-0009	
Analyte	Result (µg/100cm ²)	Limit of Quantitation/LOQ (µg/100cm ²)
Lithium (Li)	< LOQ	0.250

Sample Number:	4	
COC Sample ID:	Board Room	
EMSL Sample Number:	362302164-0010	
Analyte	Result (µg/100cm ²)	Limit of Quantitation/LOQ (µg/100cm ²)
Lithium (Li)	< LOQ	0.250



EMSL Analytical, Inc.

200 Route 130 North, Cinnaminson, NJ 08077
 Phone: (856) 858-4800
 Fax: (856) 786-0392

Attn.: Dr. Richard Lynch
 Environmental Safety Management Corp.
 21 E. Scott Street
 Riverside, NJ 08075
 RLynch@ESMCorp.com
 Phone: (856) 764-3557

EMSL Case No.: 362302164
 Sample(s) Received: 6/29/2023
 Date Reported: 6/30/2023
 Date Printed: 6/30/2023
 Reported By: D. Macready

Sample Number:	5	
COC Sample ID:	Gym Floor	
EMSL Sample Number:	362302164-0011	
Analyte	Result (µg/100cm ²)	Limit of Quantitation/LOQ (µg/100cm ²)
Lithium (Li)	< LOQ	0.250

Sample Number:	6	
COC Sample ID:	Cafe Stage	
EMSL Sample Number:	362302164-0012	
Analyte	Result (µg/100cm ²)	Limit of Quantitation/LOQ (µg/100cm ²)
Lithium (Li)	< LOQ	0.250

Sample Number:	7	
COC Sample ID:	Art Sink	
EMSL Sample Number:	362302164-0013	
Analyte	Result (µg/100cm ²)	Limit of Quantitation/LOQ (µg/100cm ²)
Lithium (Li)	< LOQ	0.250

Sample Number:	9	
COC Sample ID:	Faculty Table	
EMSL Sample Number:	362302164-0014	
Analyte	Result (µg/100cm ²)	Limit of Quantitation/LOQ (µg/100cm ²)
Lithium (Li)	< LOQ	0.250

Sample Number:	11	
COC Sample ID:	Delta 7	
EMSL Sample Number:	362302164-0015	
Analyte	Result (µg/100cm ²)	Limit of Quantitation/LOQ (µg/100cm ²)
Lithium (Li)	< LOQ	0.250



EMSL Analytical, Inc.

200 Route 130 North, Cinnaminson, NJ 08077
 Phone: (856) 858-4800
 Fax: (856) 786-0392

Attn.: Dr. Richard Lynch
 Environmental Safety Management Corp.
 21 E. Scott Street
 Riverside, NJ 08075
 RLynch@ESMCorp.com
 Phone: (856) 764-3557

EMSL Case No.: 362302164
 Sample(s) Received: 6/29/2023
 Date Reported: 6/30/2023
 Date Printed: 6/30/2023
 Reported By: D. Macready

Sample Number:	12	
COC Sample ID:	Gamma 9	
EMSL Sample Number:	362302164-0016	
Analyte	Result (µg/100cm ²)	Limit of Quantitation/LOQ (µg/100cm ²)
Lithium (Li)	< LOQ	0.250

Sample Number:	13	
COC Sample ID:	Gamma 3	
EMSL Sample Number:	362302164-0017	
Analyte	Result (µg/100cm ²)	Limit of Quantitation/LOQ (µg/100cm ²)
Lithium (Li)	< LOQ	0.250

Sample Number:	14	
COC Sample ID:	Media Circle	
EMSL Sample Number:	362302164-0018	
Analyte	Result (µg/100cm ²)	Limit of Quantitation/LOQ (µg/100cm ²)
Lithium (Li)	< LOQ	0.250

Sample Number:	15	
COC Sample ID:	Beta 4	
EMSL Sample Number:	362302164-0019	
Analyte	Result (µg/100cm ²)	Limit of Quantitation/LOQ (µg/100cm ²)
Lithium (Li)	< LOQ	0.250

Sample Number:	16	
COC Sample ID:	Alpha 8	
EMSL Sample Number:	362302164-0020	
Analyte	Result (µg/100cm ²)	Limit of Quantitation/LOQ (µg/100cm ²)
Lithium (Li)	< LOQ	0.250



EMSL Analytical, Inc.

200 Route 130 North, Cinnaminson, NJ 08077
Phone: (856) 858-4800
Fax: (856) 786-0392

Attn.: Dr. Richard Lynch
Environmental Safety Management Corp.
21 E. Scott Street
Riverside, NJ 08075
RLynch@ESMCorp.com
Phone: (856) 764-3557

EMSL Case No.: 362302164
Sample(s) Received: 6/29/2023
Date Reported: 6/30/2023
Date Printed: 6/30/2023
Reported By: D. Macready

Important Terms, Conditions, and Limitations:

Sample Retention: Non-perishable samples analyzed by EMSL will be retained for 60 days after analysis date at room temperature conditions. Perishable samples will be retained for maximum of 30 days in refrigerated conditions. Storage beyond this period is available for a fee with written request prior to the initial 30 day period. Samples containing hazardous/toxic substances which require special handling may be returned to the client immediately EMSL reserves the right to charge a sample disposal or return shipping fee.

Change Orders and Cancellation: All changes in the scope of work or turnaround time requested by the client after sample acceptance must be made in writing and confirmed in writing by EMSL. If requested changes result in a change in cost the client must accept payment responsibility. In the event work is cancelled by a client, EMSL will complete work in progress and invoice for work completed to the point of cancellation notice. EMSL is not responsible for holding times that are exceeded due to such changes.

Warranty: EMSL warrants to its clients that all services provided hereunder shall be performed in accordance with established and recognized analytical testing procedures and with reasonable care in accordance with applicable federal, state and local laws. The foregoing express warranty is exclusive and is given in lieu of all other warranties, expressed or implied. EMSL disclaims any other warranties, express or implied, including a warranty of fitness for particular purpose and warranty of merchantability.

Limits of Liability: In no event shall EMSL be liable for indirect, special, consequential, or incidental damages, including, but not limited to, damages for loss of profit or goodwill regardless of the negligence (either sole or concurrent) of EMSL and whether EMSL has been informed of the possibility of such damages, arising out of or in connection with EMSL's services thereunder or the delivery, use, reliance upon or interpretation of test results by client or any third party. We accept no legal responsibility for the purposes for which the client uses the test results. EMSL will not be held responsible for the improper selection of sampling devices even if we supply the device to the user. The user of the sampling device has the sole responsibility to select the proper sampler and sampling conditions to ensure that a valid sample is taken for analysis. Any resampling performed will be at the sole discretion of EMSL, the cost of which shall be limited to the reasonable value of the original sample delivery group (SDG) samples. In no event shall EMSL be liable to a client or any third party, whether based upon theories of tort, contract or any other legal or equitable theory, in excess of the amount paid to EMSL by client thereunder.

The data and other information contained in this report, as well as any accompanying documents, represent only the samples analyzed. They are reported upon the condition that they are not to be reproduced wholly or in part for advertising or other purposes without the written approval from the laboratory.



Warwick School
225 West St • Warwick, NY 10990
Wed, Jun 28 09:59 AM
by Richard Lynch



Warwick School
225 West St • Warwick, NY 10990
Wed, Jun 28 10:04 AM
by Richard Lynch



Warwick School
225 West St • Warwick, NY 10990
Wed, Jun 28 10:33 AM
by Richard Lynch



Warwick School
225 West St • Warwick, NY 10990
Wed, Jun 28 10:35 AM
by Richard Lynch



Warwick School
225 West St • Warwick, NY 10990
Wed, Jun 28 10:35 AM
by Richard Lynch




Warwick School
225 West St • Warwick, NY 10990
Wed, Jun 28 10:38 AM
by Richard Lynch




Warwick School
225 West St • Warwick, NY 10990
Wed, Jun 28 02:35 PM
by Richard Lynch



Warwick School
225 West St • Warwick, NY 10990
Wed, Jun 28 02:57 PM
by Richard Lynch



Warwick School
225 West St • Warwick, NY 10990
Wed, Jun 28 02:57 PM
by Richard Lynch



Warwick School
225 West St • Warwick, NY 10990
Wed, Jun 28 03:16 PM
by Richard Lynch



Warwick School
225 West St • Warwick, NY 10990
Wed, Jun 28 03:56 PM
by Richard Lynch



Warwick School
225 West St • Warwick, NY 10990
Wed, Jun 28 04:09 PM
by Richard Lynch

November 9, 2023

Ms. Caroline Schmitz
Division of Environmental Remediation
New York Department of Environmental Conservation
50 Circle Road
Stony Brook, NY 11790

Re: **Soil Sampling & Analysis Results**
East Hampton Energy Storage
3 Cove Hollow Road
East Hampton, NY 11937
NYDEC Spill #2301712

Dear Ms. Schmitz:

NextEra Energy Environmental Services has prepared this summary of soil sampling and analysis results for the above-referenced property. The objective of the sampling and analysis was to evaluate potential impacts to surficial soils from water (run-off) used to extinguish a lithium battery fire at the East Hampton Energy Storage facility. The report provides background information on the incident, a summary of soil sampling activities, the results of soil laboratory analysis for constituents of concern with an associated summary table and figure, and conclusions/recommendations.

Site Description and Background

The site, East Hampton Energy Storage, is located at 3 Cove Hollow Road in East Hampton, Suffolk County, New York. This site is an approximately 0.5-acre compound located with a larger parcel of land identified with Suffolk County parcel ID # 0300-185.00-02.00-002.000. The site consists of a battery energy storage facility that utilizes lithium-ion batteries to store generated electricity. The facility is owned and operated as a partnership between NextEra Energy and National Grid.

On May 31, 2023, a fire occurred at the East Hampton Energy Storage facility impacting the lithium-ion battery system in the building. When lithium-ion batteries ignite, they have the potential to generate intense heat which can make it easy for the fire to spread, as well as release fumes. These types of fires can be incredibly hard to extinguish due to the intense heat generated and they can easily reignite. As a result of this condition, the facility maintained the emergency sprinkler system running for approximately 30 hours to make sure the battery fire had been fully extinguished. This resulted in water inside the building eventually exiting the building and migrating to the adjacent dirt road to the southwest of the compound. Refer to attached **Figure 1** which shows the features of the battery energy storage facility.



Wipe samples of the interior of the battery storage building were taken by a Certified Industrial Hygienist, Josh Levine with Liro Engineers, Inc. to investigate potential contaminants from the battery fire fumes. Wipe samples collected on June 14, 2023 were submitted to EMSL Analytical, Inc. Wipe analytical results were previously provided to New York DEC and are provided in **Attachment A**.

On July 12, 2023, Miller Environmental Group, Inc. (Miller) prepared a Site Sampling Plan which detailed the plan to evaluate potential impacts to soils. The analysis selection in the Miller sampling plan was largely based on the EMSL Wipe analysis data. The sampling plan was approved by New York DEC in a July 20, 2023 e-mail, but DEC indicated that the “entire series” of metals must be included for analysis. A copy of the Miller Site Sampling Plan and DEC approval e-mail is provided as **Attachment A**. It should also be noted that the constituent lithium was added to the analysis regimen by New York DEC the day of field sampling (October 4, 2023).

Soil Sampling

Fieldwork was conducted by experienced NextEra Energy Environmental Services staff with United States Occupational Safety and Health Administration (OSHA) 1910.120 training. Field activities were conducted in general accordance with New York DEC sampling guidelines.

On October 4, 2023, two background soil samples (B-1 & B-2) were collected in areas adjacent to the facility in which water had not migrated to and five soil samples (S-1 through S-5) were collected in the water discharge area. The soil sampling locations are shown on **Figure 1** (Sampling Location Plan).

Per the sampling plan and the direction of Caroline Schmitz, the soil samples were collected over a one-foot interval from the ground surface to one foot below the ground surface. More specifically, the samples were collected with a decontaminated 3-inch diameter stainless steel hand auger, the respective soil sample homogenized in an aluminum-lined stainless-steel bowl, and the homogenized sample placed into a laboratory provided 8-oz glass containers. The auger and other sampling equipment that came into contact with site soils were decontaminated prior to the beginning of the sampling and before advancing each successive soil boring using a Liquinox detergent wash, a potable water rinse and de-ionized water final rinse. Inspection of the recovered soil samples did not reveal evidence of staining or unusual odors. Excess soil cuttings from the sampling were returned to the respective borehole for use as backfill.

The containerized soil samples obtained by NextEra Energy were labeled and placed in an ice-filled cooler. The soil samples and completed chain-of-custody record were transported to Con-test, a Pace Analytical Laboratory in Melville, New York. Con-test is a New York Department of Health certified National Environmental Laboratory Accreditation Program (NELAP)-accredited laboratory (NY Certification #: 10899). The samples were analyzed for the metals aluminum, antimony, arsenic, barium, beryllium, boron, cadmium, calcium, chromium, cobalt, copper, iron, lead, magnesium, manganese, mercury, nickel, potassium, selenium, silver, sodium, thallium, tin, vanadium and zinc by EPA Method 6010D (except mercury was analyzed by EPA Method 7471B). It should be noted that Con-test/Pace Analytical Laboratory failed to analyze the submitted soil samples for lithium since they were not certified in the State of New York for this analyte, failed to submit the sample to a certified sub-contract laboratory for lithium analysis, and failed to



notify NextEra Energy of the lack of lithium analysis until the laboratory report was finalized. National Grid collected split soil samples and submitted the samples to York Analytical Laboratories Inc. (NELAP # 10854 and 12058). York was not able to perform the lithium analysis in-house, so they sub-contracted Long Island Analytical Laboratories Inc. (NELAP # 11693) to perform the analysis.

Analysis Results

A summary of the soil laboratory analysis results is provided in **Table 1**. As shown in the table, analysis of soil samples B-1, B-2 and S-1 through S-5 yielded detections of aluminum, arsenic, barium, beryllium, calcium, chromium, copper, iron, lead, magnesium, manganese, mercury, nickel, potassium, silver, vanadium and/or zinc. The concentrations of these constituents were below respective New York DEC Soil Cleanup Objectives (SCOs) for commercial use per tables in 6 NYCRR 375, and in most cases, were below unrestricted or residential SCOs. Several constituents do not have New York DEC SCOs; therefore, US Environmental Protection Agency (EPA) Regional Screening Levels (RSLs), if applicable, were used for comparison purposes. None of the RSLs were exceeded. It should be noted that the reported concentrations of iron ranging from 3400 to 5800 milligrams per kilogram (mg/kg) exceeded the residential SCO of 2000 mg/kg, and no commercial SCO or EPA RSL was identified for iron. These concentrations of iron in soil are background/naturally occurring, and previous wipe soil analysis did not identify elevated levels of iron. A copy of the soil analytical reports and associated chain-of-custody records are provided as **Attachment B**.

Conclusions and Recommendations

Soil sampling and analysis was completed to evaluate potential impacts to surficial soils from water (run-off) used to extinguish a lithium battery fire at the East Hampton Energy Storage facility. The analysis did not identify concentrations of constituents of concern in excess of New York DEC SCOs for commercial use. In addition, there was no discernable difference in the concentration of constituents of concern in site background soil samples versus those samples collected in the water discharge area. Based on the above, it is apparent that there are no adverse impacts to the soils as a result of the battery fire discharge water. NextEra Energy and National Grid recommend no further investigation or remedial activities. It is requested that New York DEC change the status of Spill #2301712 to closed.



Should you have any question or concerns regarding the soil sampling and analysis results, please contact Andrew Petric at (561) 304-5630 or andrew.petric@nexteraenergy.com.

Sincerely,

A handwritten signature in black ink, appearing to read "A. Petric".

Andrew Petric, P.G. (FL)
Environmental Services Project Manager


Copy: National Grid, Johanna Hartmann and Nicholas Calabro

- Attachments:
- Figure 1: Sampling Location Plan
 - Table 1: Soil Analytical Summary
 - A – Approved Miller Sampling Plan & NYDEC Approval E-mail
 - B – Laboratory Analytical Results



B-1

B-2



battery building

<- gravel drive ->

Legend

- compliance soil sample location
- background soil sample location
- area of water discharge
- East Hampton Energy Storage

SAMPLING LOCATION PLAN
EAST HAMPTON ENERGY STORAGE
3 COVE HOLLOW ROAD
EAST HAMPTON, SUFFOLK COUNTY, NEW YORK

50 0 50
Feet

FIGURE 1

TABLE 1: SOIL ANALYTICAL SUMMARY

NYDEC Spill # 2301712

Facility Name: East Hampton Energy Storage

Metal	Unit	SCO (unrestricted)	SCO (residential)	SCO (Comm)	EPA RSL (residential)	EPA RSL (Industrial)	Background Sample		Compliance Sample				
							B-1	B-2	S-1	S-2	S-3	S-4	S-5
Aluminum	mg/kg	NV	NV	NV	77000	1000000	6300	5500	4300	3800	5200	5200	3200
Antimony	mg/kg	NV	NV	NV	31	31	ND (1.9)	ND (2.1)	ND (2.2)	ND (2.4)	ND (2.2)	ND (2.4)	ND (2.1)
Arsenic	mg/kg	13	16	16	N/A	N/A	6.7	ND (4.3)	ND (4.3)	ND (4.8)	ND (4.5)	ND (4.8)	ND (4.3)
Barium	mg/kg	350	350	400	N/A	N/A	20	11	8.5	17	15	18	9.8
Beryllium	mg/kg	7.2	14	590	N/A	N/A	0.25	0.27	ND (0.22)	ND (0.24)	ND (0.22)	ND (0.24)	ND (0.21)
Boron	mg/kg	NV	NV	NV	16000	230000	ND (3.8)	ND (4.3)	ND (4.3)	ND (4.8)	ND (4.5)	ND (4.8)	ND (4.3)
Cadmium	mg/kg	2.5	2.5	9.3	N/A	N/A	ND (0.38)	ND (0.43)	ND (0.43)	ND (0.48)	ND (0.45)	ND (0.48)	ND (0.43)
Calcium	mg/kg	NV	NV	NV	NV ²	NV ²	2400	490	310	5900	1400	2100	560
Chromium	mg/kg	1*	22*	400	N/A	N/A	6.9	4.5	3.4	5.2	6.4	5.7	4.3
Cobalt	mg/kg	NV	30	NV	N/A	N/A	ND (1.9)	ND (2.1)	ND (2.2)	ND (2.4)	ND (2.2)	ND (2.4)	ND (2.1)
Copper	mg/kg	50	270	270	N/A	N/A	19	3.8	4.1	4.8	14	8.5	8.5
Iron	mg/kg	NV	2000	NV	N/A	N/A	5800	4400	3400	3800	5000	5400	3500
Lead	mg/kg	63	400	1000	N/A	N/A	11	12	5.0	7.7	7.0	12	6.0
Lithium**	mg/kg	NV	NV	NV	160	2300	ND (17.6)	ND (16.2)	ND (17.5)	ND (17.3)	ND (18.2)	ND (17.0)	ND (16.0)
Magnesium	mg/kg	NV	NV	NV	NV ²	NV ²	1200	430	320	710	890	900	500
Manganese	mg/kg	1600	2000	10000	N/A	N/A	66	54	41	44	60	86	34
Mercury	mg/kg	0.18	0.81	2.8	N/A	N/A	ND (0.031)	0.052	0.033	0.04	ND (0.036)	0.052	ND (0.034)
Nickel	mg/kg	30	140	310	N/A	N/A	3.3	2.2	1.7	3.0	3.4	3.4	2.2
Potassium	mg/kg	NV	NV	NV	NV ²	NV ²	360	ND (210)	220	310	300	440	230
Selenium	mg/kg	3.9	36	1500	N/A	N/A	ND (3.8)	ND (4.3)	ND (4.3)	ND (4.8)	ND (4.5)	ND (4.8)	ND (4.3)
Silver	mg/kg	2	36	1500	N/A	N/A	0.62	0.55	ND (0.43)	ND (0.48)	0.58	0.67	0.44
Sodium	mg/kg	NV	NV	NV	NV ²	NV ²	ND (190)	ND (210)	ND (220)	ND (240)	ND (220)	ND (240)	ND (210)
Thallium	mg/kg	NV	NV	NV	0.78	120	ND (1.9)	ND (2.1)	ND (2.2)	ND (2.4)	ND (2.2)	ND (2.4)	ND (2.1)
Tin	mg/kg	NV	NV	NV	47000	700000	ND (3.8)	ND (4.3)	ND (4.3)	ND (4.8)	ND (4.5)	ND (4.8)	ND (4.3)
Vanadium	mg/kg	NV	100	NV	N/A	N/A	10	7.7	5.8	8	9.7	11	6.6
Zinc	mg/kg	109	2200	10000	N/A	N/A	17	11	7.3	14	18	20	10

Notes:

Samples collected on October 4, 2023

Samples collected over an interval of 0 to 1-foot deep

mg/kg = milligrams per kilogram

ND = Not Detected; value after the ND is the reporting limit at the level of quantitation (LOQ)

SCO (unrestricted) = New York DEC soil cleanup objective for unrestricted use per tables in 6 NYCRR 375

SCO (residential) = New York DEC soil cleanup objective for residential use per tables in 6 NYCRR 375

SCO (comm) = New York DEC soil cleanup objective for commercial use per tables in 6 NYCRR 375

SCR residential for cobalt, iron and vanadium is derived from CP-51, Supplemental SCOs (dated Oct. 21, 2010)

EPA RSL (residential) = US Environmental Protection Agency regional screening level for residential use property (updated May 2023)

EPA RSL (industrial) = US Environmental Protection Agency regional screening level for industrial use property (updated May 2023)

*The SCO for Total Chromium is considered to be met if the analysis result is below the specific SCO for Hexavalent Chromium.

**indicates lithium results from National Grid subcontract laboratory

NV - No Value exists in New York DEC per tables in 6 NYCRR 375, NV² = No value exists for EPA RSL

N/A - Not Applicable

**Attachment A – Approved Miller Sampling Plan &
NYDEC Approval E-mail**



Site Sampling Plan

July 12, 2023

East Hampton Energy Storage
3 Cove Hollow Road
East Hampton, NY 11937

NYSDEC Spill #: 2301712

Background

The below cursory scope of work is intended to address potential adverse impact to the environment as a result of a lithium battery fire at the above referenced site.

The site consists of a battery energy storage facility that utilizes lithium-ion batteries to store generated electricity. On May 31, 2023, the building that houses the lithium-ion battery system malfunctioned and resulted in a fire. When lithium-ion batteries ignite, they have the potential to generate intense heat which can make it easy for the fire to spread, as well as release toxic fumes. These types of fires can be incredibly hard to extinguish due to the intense heat generated and they can easily reignite. As a result of this condition, the facility maintained the emergency sprinkler system running for approximately 30 hours to make sure the battery fire had been extinguished. This resulted in a large accumulation of water inside the building, which eventually overflowed from the building and pooled on the adjacent dirt road (see attached photo log). Samples were taken by a Certified Industrial Hygienist, Josh Levine with Liro Engineers, Inc. Samples were taken on 6/14/2023 and were submitted to EMSL Analytical, Inc on 6/20/2023 (see attached laboratory report).

Sampling Procedures

Miller Environmental Group, Inc (MEG) proposes to collect multiple soil samples of the affected area outside the building and dirt roadway where runoff occurred.

A series of five (5) soil samples will be collected from the surrounding dirt roadway and two (2) background samples (see proposed sampling area map). Based on the wipe samples conducted by Liro Engineers, each of the samples will be laboratory analyzed for part 375 metals, more specifically: cadmium, chromium, copper, lead, manganese, mercury, nickel, zinc, and with the addition of cobalt.

The samples will be collected using a hand auger and will be taken at a depth of one (1) foot. All will be sampled in accordance with appropriate sampling and decontamination protocols, containerized in laboratory supplied glassware, stored on ice, and sent under chain of custody



MILLER ENVIRONMENTAL GROUP INC.

procedure to Phoenix Environmental Laboratories, Inc., 587 East Middle Turnpike, Manchester, CT, 06045.

A letter report of findings will be prepared pending the results of laboratory analysis and review of data.




Sincerely,

Anthony Gilman
Junior Geologist



SAMPLING AREA MAP



Legend	
	Sampling Area
	Main Samples
	Background Samples



Analytical Report
(EMSL Analytical Inc)



Attn: **Josh Levine**
Liro Engineers, Inc.
235 East Jericho Turnpike
Mineola, NY 11501
Phone: (516) 595-2900
Fax: (516) 937-5421

6/21/2023

The following analytical report covers the analysis performed on samples submitted to EMSL Analytical, Inc. on 6/20/2023. The results are tabulated on the attached data pages for the following client designated project:

23-213-2605/EAST HEMPSTEAD BESS

The reference number for these samples is EMSL Order #162313916. Please use this reference when calling about these samples. If you have any questions, please do not hesitate to contact me at (317) 803-2997.

Approved By:

Aleksandra Kuchenbrod, Inorganic Chemistry Lab
Manager

Chemical Testing
2845.25

Method blank was outside method control limits for copper (1.9ug/wipe) and zinc (3.2 ug/wipe)

The samples associated with this report were received in good condition unless otherwise noted. This report relates only to those items tested as received by the laboratory. This report may not be reproduced except in full and without written approval by EMSL Analytical, Inc. A2LA accredited chemical testing laboratory for Lead in Paint by Inductively Coupled Plasma (ICP), Total Lead in Children's Metal Jewelry and Phthalates.



EMSL Analytical, Inc.

6340 Castle Place, Indianapolis, IN 46250
EMSL/SERBA FOI Response January 29, 2024 (R000359-122823)

Phone/Fax: (317) 803-2997 / (317) 803-3047

<http://www.EMSL.com>

indianapolislab@emsl.com

EMSL Order: 162313916

CustomerID: LIRO50A

CustomerPO: 23-213-2605

ProjectID:

Attn: **Josh Levine**
Liro Engineers, Inc.
235 East Jericho Turnpike
Mineola, NY 11501

Phone: (516) 595-2900
Fax: (516) 937-5421
Received: 6/20/2023 10:24 AM
Collected:

Project: 23-213-2605/EAST HEMPSTEAD BESS

Analytical Results

Client Sample Description MW-001
NORTH WEST CORNER ON BOX
Collected:
Lab ID: 162313916-0001

Method	Parameter	Result	RL	Units	Prep Date & Analyst	Analysis Date & Analyst
METALS						
3050B/6010D	Cadmium	ND	1.9	µg/ft ²	6/20/2023 JW	6/20/2023 JW
3050B/6010D	Chromium	9.2	4.6	µg/ft ²	6/20/2023 JW	6/20/2023 JW
3050B/6010D	Cobalt	2400	4.6	µg/ft ²	6/20/2023 JW	6/20/2023 JW
3050B/6010D	Copper	51	9.3	µg/ft ²	6/20/2023 JW	6/20/2023 JW
3050B/6010D	Iron	1700	460	µg/ft ²	6/20/2023 JW	6/20/2023 JW
3050B/6010D	Lead	ND	9.3	µg/ft ²	6/20/2023 JW	6/20/2023 JW
3050B/6010D	Lithium	220	46	µg/ft ²	6/20/2023 JW	6/20/2023 JW
3050B/6010D	Manganese	2300	4.6	µg/ft ²	6/20/2023 JW	6/20/2023 JW
3050B/6010D	Nickel	5900 D	93	µg/ft ²	6/20/2023 JW	6/20/2023 JW
3050B/6010D	Zinc	540	9.3	µg/ft ²	6/20/2023 JW	6/20/2023 JW

Client Sample Description MW-002
NORTH CENTER ON BOX
Collected:
Lab ID: 162313916-0002

Method	Parameter	Result	RL	Units	Prep Date & Analyst	Analysis Date & Analyst
METALS						
3050B/6010D	Cadmium	ND	1.9	µg/ft ²	6/20/2023 JW	6/20/2023 JW
3050B/6010D	Chromium	390	4.6	µg/ft ²	6/20/2023 JW	6/20/2023 JW
3050B/6010D	Cobalt	34000 D	120	µg/ft ²	6/20/2023 JW	6/20/2023 JW
3050B/6010D	Copper	730	9.3	µg/ft ²	6/20/2023 JW	6/20/2023 JW
3050B/6010D	Iron	3400	460	µg/ft ²	6/20/2023 JW	6/20/2023 JW
3050B/6010D	Lead	ND	9.3	µg/ft ²	6/20/2023 JW	6/20/2023 JW
3050B/6010D	Lithium	1400	46	µg/ft ²	6/20/2023 JW	6/21/2023 JW
3050B/6010D	Manganese	23000 D	120	µg/ft ²	6/20/2023 JW	6/21/2023 JW
3050B/6010D	Nickel	88000 D	230	µg/ft ²	6/20/2023 JW	6/20/2023 JW
3050B/6010D	Zinc	80000 D	230	µg/ft ²	6/20/2023 JW	6/20/2023 JW

Client Sample Description MW-003
NORTH EAST ON BOX
Collected:
Lab ID: 162313916-0003

Method	Parameter	Result	RL	Units	Prep Date & Analyst	Analysis Date & Analyst
METALS						
3050B/6010D	Cadmium	ND	1.9	µg/ft ²	6/20/2023 JW	6/20/2023 JW
3050B/6010D	Chromium	4.8	4.6	µg/ft ²	6/20/2023 JW	6/20/2023 JW
3050B/6010D	Cobalt	1200	4.6	µg/ft ²	6/20/2023 JW	6/20/2023 JW



EMSL Analytical, Inc.

6340 Castle Place, Indianapolis, IN 46250
SERBA FOI Response January 29, 2024 (R000359-122823)

Phone/Fax: (317) 803-2997 / (317) 803-3047

<http://www.EMSL.com>

indianapolislab@emsl.com

EMSL Order: 162313916

CustomerID: LIRO50A

CustomerPO: 23-213-2605

ProjectID:

Attn: **Josh Levine**
Liro Engineers, Inc.
235 East Jericho Turnpike
Mineola, NY 11501

Phone: (516) 595-2900
Fax: (516) 937-5421
Received: 6/20/2023 10:24 AM
Collected:

Project: 23-213-2605/EAST HEMPSTEAD BESS

Analytical Results

Client Sample Description MW-003
NORTH EAST ON BOX
Collected:
Lab ID: 162313916-0003

Method	Parameter	Result	RL	Units	Prep Date & Analyst	Analysis Date & Analyst
METALS						
3050B/6010D	Copper	69	9.3	µg/ft²	6/20/2023 JW	6/20/2023 JW
3050B/6010D	Iron	ND	460	µg/ft²	6/20/2023 JW	6/20/2023 JW
3050B/6010D	Lead	ND	9.3	µg/ft²	6/20/2023 JW	6/20/2023 JW
3050B/6010D	Lithium	100	46	µg/ft²	6/20/2023 JW	6/20/2023 JW
3050B/6010D	Manganese	1200	4.6	µg/ft²	6/20/2023 JW	6/20/2023 JW
3050B/6010D	Nickel	2900	9.3	µg/ft²	6/20/2023 JW	6/20/2023 JW
3050B/6010D	Zinc	660	9.3	µg/ft²	6/20/2023 JW	6/20/2023 JW

Client Sample Description MW-004
SOUTH CORRIDOR WEST ON BOX
Collected:
Lab ID: 162313916-0004

Method	Parameter	Result	RL	Units	Prep Date & Analyst	Analysis Date & Analyst
METALS						
3050B/6010D	Cadmium	ND	1.9	µg/ft²	6/20/2023 JW	6/20/2023 JW
3050B/6010D	Chromium	5.9	4.6	µg/ft²	6/20/2023 JW	6/20/2023 JW
3050B/6010D	Cobalt	30000 D	46	µg/ft²	6/20/2023 JW	6/20/2023 JW
3050B/6010D	Copper	330	9.3	µg/ft²	6/20/2023 JW	6/20/2023 JW
3050B/6010D	Iron	700	460	µg/ft²	6/20/2023 JW	6/20/2023 JW
3050B/6010D	Lead	12	9.3	µg/ft²	6/20/2023 JW	6/20/2023 JW
3050B/6010D	Lithium	660	46	µg/ft²	6/20/2023 JW	6/21/2023 JW
3050B/6010D	Manganese	12000 D	46	µg/ft²	6/20/2023 JW	6/20/2023 JW
3050B/6010D	Nickel	76000 D	230	µg/ft²	6/20/2023 JW	6/20/2023 JW
3050B/6010D	Zinc	2900	9.3	µg/ft²	6/20/2023 JW	6/20/2023 JW

Client Sample Description MW-005
SOUTH CORRIDOR CENTER ON WOOD
Collected:
Lab ID: 162313916-0005

Method	Parameter	Result	RL	Units	Prep Date & Analyst	Analysis Date & Analyst
METALS						
3050B/6010D	Cadmium	ND	1.9	µg/ft²	6/20/2023 JW	6/20/2023 JW
3050B/6010D	Chromium	16	4.6	µg/ft²	6/20/2023 JW	6/20/2023 JW
3050B/6010D	Cobalt	5100 D	46	µg/ft²	6/20/2023 JW	6/20/2023 JW
3050B/6010D	Copper	140	9.3	µg/ft²	6/20/2023 JW	6/20/2023 JW
3050B/6010D	Iron	160000 D	4600	µg/ft²	6/20/2023 JW	6/20/2023 JW
3050B/6010D	Lead	ND	9.3	µg/ft²	6/20/2023 JW	6/20/2023 JW



EMSL Analytical, Inc.

6340 Castle Place, Indianapolis, IN 46250
SERIALS FOI Response January 29, 2024 (R000359-122823)

Phone/Fax: (317) 803-2997 / (317) 803-3047

<http://www.EMSL.com>

indianapolislab@emsl.com

EMSL Order: 162313916

CustomerID: LIRO50A

CustomerPO: 23-213-2605

ProjectID:

Attn: **Josh Levine**
Liro Engineers, Inc.
235 East Jericho Turnpike
Mineola, NY 11501

Phone: (516) 595-2900
Fax: (516) 937-5421
Received: 6/20/2023 10:24 AM
Collected:

Project: 23-213-2605/EAST HEMPSTEAD BESS

Analytical Results

Client Sample Description MW-005
SOUTH CORRIDOR CENTER ON WOOD
Collected:
Lab ID: 162313916-0005

Method	Parameter	Result	RL	Units	Prep Date & Analyst	Analysis Date & Analyst
METALS						
3050B/6010D	Lithium	440	46	µg/ft ²	6/20/2023 JW	6/20/2023 JW
3050B/6010D	Manganese	5100 D	46	µg/ft ²	6/20/2023 JW	6/20/2023 JW
3050B/6010D	Nickel	12000 D	93	µg/ft ²	6/20/2023 JW	6/20/2023 JW
3050B/6010D	Zinc	2600	9.3	µg/ft ²	6/20/2023 JW	6/20/2023 JW

Client Sample Description MW-006
SOUTH CORRIDOR EAST ON LOUVRE
Collected:
Lab ID: 162313916-0006

Method	Parameter	Result	RL	Units	Prep Date & Analyst	Analysis Date & Analyst
METALS						
3050B/6010D	Cadmium	ND	1.9	µg/ft ²	6/20/2023 JW	6/20/2023 JW
3050B/6010D	Chromium	34	4.6	µg/ft ²	6/20/2023 JW	6/20/2023 JW
3050B/6010D	Cobalt	6000 D	46	µg/ft ²	6/20/2023 JW	6/20/2023 JW
3050B/6010D	Copper	140	9.3	µg/ft ²	6/20/2023 JW	6/20/2023 JW
3050B/6010D	Iron	2200	460	µg/ft ²	6/20/2023 JW	6/20/2023 JW
3050B/6010D	Lead	ND	9.3	µg/ft ²	6/20/2023 JW	6/20/2023 JW
3050B/6010D	Lithium	320	46	µg/ft ²	6/20/2023 JW	6/20/2023 JW
3050B/6010D	Manganese	4000	4.6	µg/ft ²	6/20/2023 JW	6/20/2023 JW
3050B/6010D	Nickel	15000 D	93	µg/ft ²	6/20/2023 JW	6/20/2023 JW
3050B/6010D	Zinc	1200	9.3	µg/ft ²	6/20/2023 JW	6/20/2023 JW

Client Sample Description MW-007
SOUTH EAST CORNER ON WOOD
Collected:
Lab ID: 162313916-0007

Method	Parameter	Result	RL	Units	Prep Date & Analyst	Analysis Date & Analyst
METALS						
3050B/6010D	Cadmium	ND	1.9	µg/ft ²	6/20/2023 JW	6/20/2023 JW
3050B/6010D	Chromium	ND	4.6	µg/ft ²	6/20/2023 JW	6/20/2023 JW
3050B/6010D	Cobalt	4800 D	46	µg/ft ²	6/20/2023 JW	6/20/2023 JW
3050B/6010D	Copper	120	9.3	µg/ft ²	6/20/2023 JW	6/20/2023 JW
3050B/6010D	Iron	1100	460	µg/ft ²	6/20/2023 JW	6/20/2023 JW
3050B/6010D	Lead	ND	9.3	µg/ft ²	6/20/2023 JW	6/20/2023 JW
3050B/6010D	Lithium	390	46	µg/ft ²	6/20/2023 JW	6/20/2023 JW
3050B/6010D	Manganese	4000	4.6	µg/ft ²	6/20/2023 JW	6/20/2023 JW
3050B/6010D	Nickel	12000 D	93	µg/ft ²	6/20/2023 JW	6/20/2023 JW



EMSL Analytical, Inc.

6340 Castle Place, Indianapolis, IN 46250
SERIALS/REGISTRATION/ANALYSIS/INVESTIGATION/2024 (R000359-122823)

Phone/Fax: (317) 803-2997 / (317) 803-3047

<http://www.EMSL.com>

indianapolislab@emsl.com

EMSL Order: 162313916

CustomerID: LIRO50A

CustomerPO: 23-213-2605

ProjectID:

Attn: **Josh Levine**
Liro Engineers, Inc.
235 East Jericho Turnpike
Mineola, NY 11501

Phone: (516) 595-2900
Fax: (516) 937-5421
Received: 6/20/2023 10:24 AM
Collected:

Project: 23-213-2605/EAST HEMPSTEAD BESS

Analytical Results

Client Sample Description MW-007
SOUTH EAST CORNER ON WOOD
Collected:
Lab ID: 162313916-0007

Method	Parameter	Result	RL	Units	Prep Date & Analyst	Analysis Date & Analyst
METALS						
3050B/6010D	Zinc	1500	9.3	µg/ft ²	6/20/2023 JW	6/20/2023 JW

Client Sample Description MW-008
EAST CORRIDOR ON BOX
Collected:
Lab ID: 162313916-0008

Method	Parameter	Result	RL	Units	Prep Date & Analyst	Analysis Date & Analyst
METALS						
3050B/6010D	Cadmium	ND	1.9	µg/ft ²	6/20/2023 JW	6/20/2023 JW
3050B/6010D	Chromium	ND	4.6	µg/ft ²	6/20/2023 JW	6/20/2023 JW
3050B/6010D	Cobalt	3100	4.6	µg/ft ²	6/20/2023 JW	6/20/2023 JW
3050B/6010D	Copper	50	9.3	µg/ft ²	6/20/2023 JW	6/20/2023 JW
3050B/6010D	Iron	ND	460	µg/ft ²	6/20/2023 JW	6/20/2023 JW
3050B/6010D	Lead	ND	9.3	µg/ft ²	6/20/2023 JW	6/20/2023 JW
3050B/6010D	Lithium	220	46	µg/ft ²	6/20/2023 JW	6/20/2023 JW
3050B/6010D	Manganese	2600	4.6	µg/ft ²	6/20/2023 JW	6/20/2023 JW
3050B/6010D	Nickel	8100 D	93	µg/ft ²	6/20/2023 JW	6/20/2023 JW
3050B/6010D	Zinc	1400	9.3	µg/ft ²	6/20/2023 JW	6/20/2023 JW

Client Sample Description MW-009
NORTH CORRIDOR ON LOUVRE
Collected:
Lab ID: 162313916-0009

Method	Parameter	Result	RL	Units	Prep Date & Analyst	Analysis Date & Analyst
METALS						
3050B/6010D	Cadmium	ND	1.9	µg/ft ²	6/20/2023 JW	6/20/2023 JW
3050B/6010D	Chromium	ND	4.6	µg/ft ²	6/20/2023 JW	6/20/2023 JW
3050B/6010D	Cobalt	52000 D	46	µg/ft ²	6/20/2023 JW	6/20/2023 JW
3050B/6010D	Copper	99	9.3	µg/ft ²	6/20/2023 JW	6/20/2023 JW
3050B/6010D	Iron	790	460	µg/ft ²	6/20/2023 JW	6/20/2023 JW
3050B/6010D	Lead	ND	9.3	µg/ft ²	6/20/2023 JW	6/20/2023 JW
3050B/6010D	Lithium	170	46	µg/ft ²	6/20/2023 JW	6/20/2023 JW
3050B/6010D	Manganese	3000	4.6	µg/ft ²	6/20/2023 JW	6/20/2023 JW
3050B/6010D	Nickel	13000 D	93	µg/ft ²	6/20/2023 JW	6/20/2023 JW
3050B/6010D	Zinc	640	9.3	µg/ft ²	6/20/2023 JW	6/20/2023 JW



EMSL Analytical, Inc.

6340 Castle Place, Indianapolis, IN 46250
SERBA FOI Requested on January 29, 2024 (R000359-122823)

Phone/Fax: (317) 803-2997 / (317) 803-3047

<http://www.EMSL.com>

indianapolislab@emsl.com

EMSL Order: 162313916

CustomerID: LIRO50A

CustomerPO: 23-213-2605

ProjectID:

Attn: **Josh Levine**
Liro Engineers, Inc.
235 East Jericho Turnpike
Mineola, NY 11501

Phone: (516) 595-2900
Fax: (516) 937-5421
Received: 6/20/2023 10:24 AM
Collected:

Project: 23-213-2605/EAST HEMPSTEAD BESS

Analytical Results

Client Sample Description MW-010
NORTH CORRIDOR ON FILTER FRAME
Collected:
Lab ID: 162313916-0010

Method	Parameter	Result	RL	Units	Prep Date & Analyst	Analysis Date & Analyst
METALS						
3050B/6010D	Cadmium	ND	1.9	µg/ft²	6/20/2023 JW	6/20/2023 JW
3050B/6010D	Chromium	89	4.6	µg/ft²	6/20/2023 JW	6/20/2023 JW
3050B/6010D	Cobalt	17000 D	46	µg/ft²	6/20/2023 JW	6/20/2023 JW
3050B/6010D	Copper	170	9.3	µg/ft²	6/20/2023 JW	6/20/2023 JW
3050B/6010D	Iron	2800	460	µg/ft²	6/20/2023 JW	6/20/2023 JW
3050B/6010D	Lead	ND	9.3	µg/ft²	6/20/2023 JW	6/20/2023 JW
3050B/6010D	Lithium	790	46	µg/ft²	6/20/2023 JW	6/21/2023 JW
3050B/6010D	Manganese	13000 D	46	µg/ft²	6/20/2023 JW	6/20/2023 JW
3050B/6010D	Nickel	40000 D	93	µg/ft²	6/20/2023 JW	6/20/2023 JW
3050B/6010D	Zinc	4100	9.3	µg/ft²	6/20/2023 JW	6/20/2023 JW

Client Sample Description MW-011
FIELD BLANK
Collected:
Lab ID: 162313916-0011

Method	Parameter	Result	RL	Units	Prep Date & Analyst	Analysis Date & Analyst
METALS						
3050B/6010D	Cadmium	ND	0.20	µg/wipe	6/20/2023 JW	6/20/2023 JW
3050B/6010D	Chromium	0.53	0.50	µg/wipe	6/20/2023 JW	6/20/2023 JW
3050B/6010D	Cobalt	8.7	0.50	µg/wipe	6/20/2023 JW	6/20/2023 JW
3050B/6010D	Copper	7.1	1.0	µg/wipe	6/20/2023 JW	6/20/2023 JW
3050B/6010D	Iron	ND	50	µg/wipe	6/20/2023 JW	6/20/2023 JW
3050B/6010D	Lead	ND	1.0	µg/wipe	6/20/2023 JW	6/20/2023 JW
3050B/6010D	Lithium	ND	5.0	µg/wipe	6/20/2023 JW	6/20/2023 JW
3050B/6010D	Manganese	9.4	0.50	µg/wipe	6/20/2023 JW	6/20/2023 JW
3050B/6010D	Nickel	22	1.0	µg/wipe	6/20/2023 JW	6/20/2023 JW
3050B/6010D	Zinc	28	1.0	µg/wipe	6/20/2023 JW	6/20/2023 JW

Definitions:

- MDL - method detection limit
- J - Result was below the reporting limit, but at or above the MDL
- ND - indicates that the analyte was not detected at the reporting limit
- RL - Reporting Limit (Analytical)
- D - Dilution Sample required a dilution which was used to calculate final results

162313916



Date: 6/14/2023

Page 1 of 2

Project Name: <u>East Hempstead BESS</u>		Results to: <u>Josh Levine</u>
Project #: <u>23-213-2605</u>	PO #	Analysis Requested: <u>Metals Profile As Per Agreement</u> <u>Cd, Cr, Co, Cu, Fe, Pb, Mn, Ni, Zn</u>
Fax #:	Email: <u>levinej@liro.com</u>	
Number of Samples: <u>11</u>	Turn-Around Time 24 Hr <input type="checkbox"/> 48 Hr <input type="checkbox"/> 72 Hr <input type="checkbox"/> Other <u>1 week</u>	
Authorized By: <u>Josh Levine</u>		Sampled By: <u>Michael Byrnes</u>

Sample #	Location Description	Area Wiped	Surface Wiped	Comments
MW-001	north west corner on Box	100 cm ²	card Cardboard	
MW-002	north center on Box	100 cm ²	Cardboard	
MW-003	north east on Box	100 cm ²	Cardboard	
MW-004	South Corridor West on Box	100 cm ²	Cardboard	
MW-005	South Corridor Center on Wood	100 cm ²	Wood	
MW-006	South Corridor East on Course	100 cm ²	Metals	
MW-007	South East Corner on Wood	100 cm ²	Wood	

Relinquished By: <u>Ross Hernandez</u>	Date: <u>6/16/23</u>	Time: <u>0805</u>
Received By: <u>M. Woley</u>	Date: <u>6/20/23</u>	Time: <u>10:24am</u>
Received By:	Date:	Time: <u>EPD</u>
Analyzed By:	Date:	Time:

Order ID: 162313916

Page 1 of 2



Date: 6/14/2023

Page 2 of 2

Project Name: <u>East Hampton BESS</u>		Results to: <u>Josh Levine</u>
Project #: <u>23-213-2605</u>	PO #	Analysis Requested: <u>Metals Profile As Per Agreement</u> <u>Cd, Cr, Co, Cu, Fe, Pb, Mn, Ni, Zn</u>
Fax #:	Email: <u>levinej@liro.com</u>	
Number of Samples:	Turn-Around Time 24 Hr ___ 48 Hr ___ 72 Hr	<u>Other</u> <u>1 Week</u>
Authorized By: <u>Josh Levine</u>		Sampled By: <u>Michael Byrnes</u>

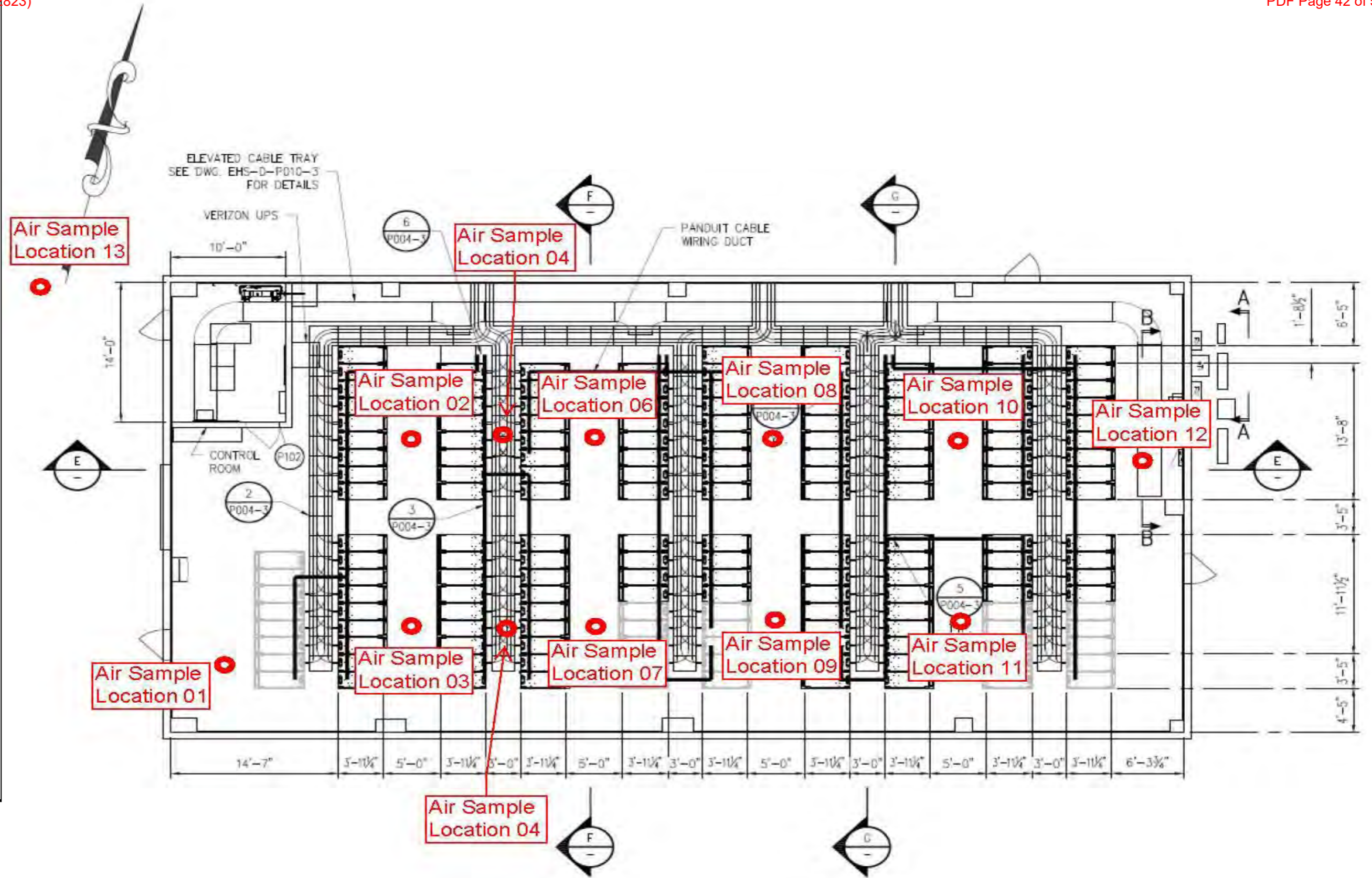
Sample #	Location Description	Area Wiped	Surface Wiped	Comments
<u>MW-008</u>	<u>East Corridor on Box</u>	<u>100 cm²</u>	<u>Cardboard</u>	
<u>MW-009</u>	<u>North Corridor on Box Louvre</u>	<u>100 cm²</u>	<u>Metal</u>	
<u>MW-010</u>	<u>North Corridor on Filter Frame</u>	<u>100 cm²</u>	<u>Metal</u>	
<u>MW-011</u>	<u>Field Blank</u>	<u>_____</u>	<u>_____</u>	

Relinquished By: <u>Ross Hernandez</u>	Date: <u>6/16/23</u>	Time: <u>09:05</u>
Received By:	Date:	Time:
Received By:	Date:	Time:
Analyzed By:	Date:	Time:

LEGEND

- 1. **Air Sample Location 1:**
Sample # 01, 16, 31, 46, 61, 76
- 2. **Air Sample Location 2:**
Sample # 02, 17, 32, 47, 62, 77
- 3. **Air Sample Location 3:**
Sample # 03, 18, 33, 48, 63, 78
- 4. **Air Sample Location 4:**
Sample # 04, 19, 34, 49, 64, 79
- 5. **Air Sample Location 5:**
Sample # 05, 20, 35, 50, 65, 80
- 6. **Air Sample Location 6:**
Sample #06, 21, 36, 51, 66, 81
- 7. **Air Sample Location 7:**
Sample #07, 22, 37, 52, 67, 82
- 8. **Air Sample Location 8:**
Sample #08, 23, 38, 53, 68, 83
- 9. **Air Sample Location 9:**
Sample #09, 24, 39, 54, 69, 84
- 10. **Air Sample Location 10:**
Sample #10, 25, 40, 55, 70, 85
- 11. **Air Sample Location 11:**
Sample #11, 26, 41, 56, 71, 86
- 12. **Air Sample Location 12:**
Sample #12, 27, 42, 57, 72, 87
- 13. **Air Sample Location 13:**
Sample #13, 28, 43, 58, 73, 88

Field Blank Samples: Sample # 14, 15, 29, 30, 44, 45, 59, 60, 74, 75, 89, 90



LEGEND

1. **Wipe Sample Location 1:**
Sample # MW-001, CB-01, PAH-001
Acid-001, HF-001, H₂So₄-001
2. **Wipe Sample Location 2:**
Sample # MW-002, CB-02, PAH-002,
Acid-002, HF-002, H₂So₄-002
3. **Wipe Sample Location 3:**
Sample # MW-003, CB-03, PAH-003,
Acid-003, HF-003, H₂So₄-003
4. **Wipe Sample Location 4:**
Sample # MW-004, CB-04, PAH-004,
Acid-004, HF-004, H₂So₄-004
5. **Wipe Sample Location 5:**
Sample # MW-005, CB-05, PAH-005,
Acid-005, HF-005, H₂So₄-005
6. **Wipe Sample Location 6:**
Sample # MW-006, CB-06, PAH-006,
Acid-006, HF-006, H₂So₄-006
7. **Wipe Sample Location 7:**
Sample # MW-007, CB-07, PAH-007,
Acid-007, HF-007, H₂So₄-007
8. **Wipe Sample Location 8:**
Sample # MW-008, CB-08, PAH-008,
Acid-008, HF-008, H₂So₄-008
9. **Wipe Sample Location 9:**
Sample # MW-009, CB-09, PAH-009,
Acid-009, HF-009, H₂So₄-009
10. **Wipe Sample Location 10:**
Sample # MW-010, CB-10, PAH-010,
Acid-010, HF-010, H₂So₄-010

Field Blank Samples: Sample # MW-011,
CB-11, PAH-011, Acid-011, HF-011,
H₂So₄-011

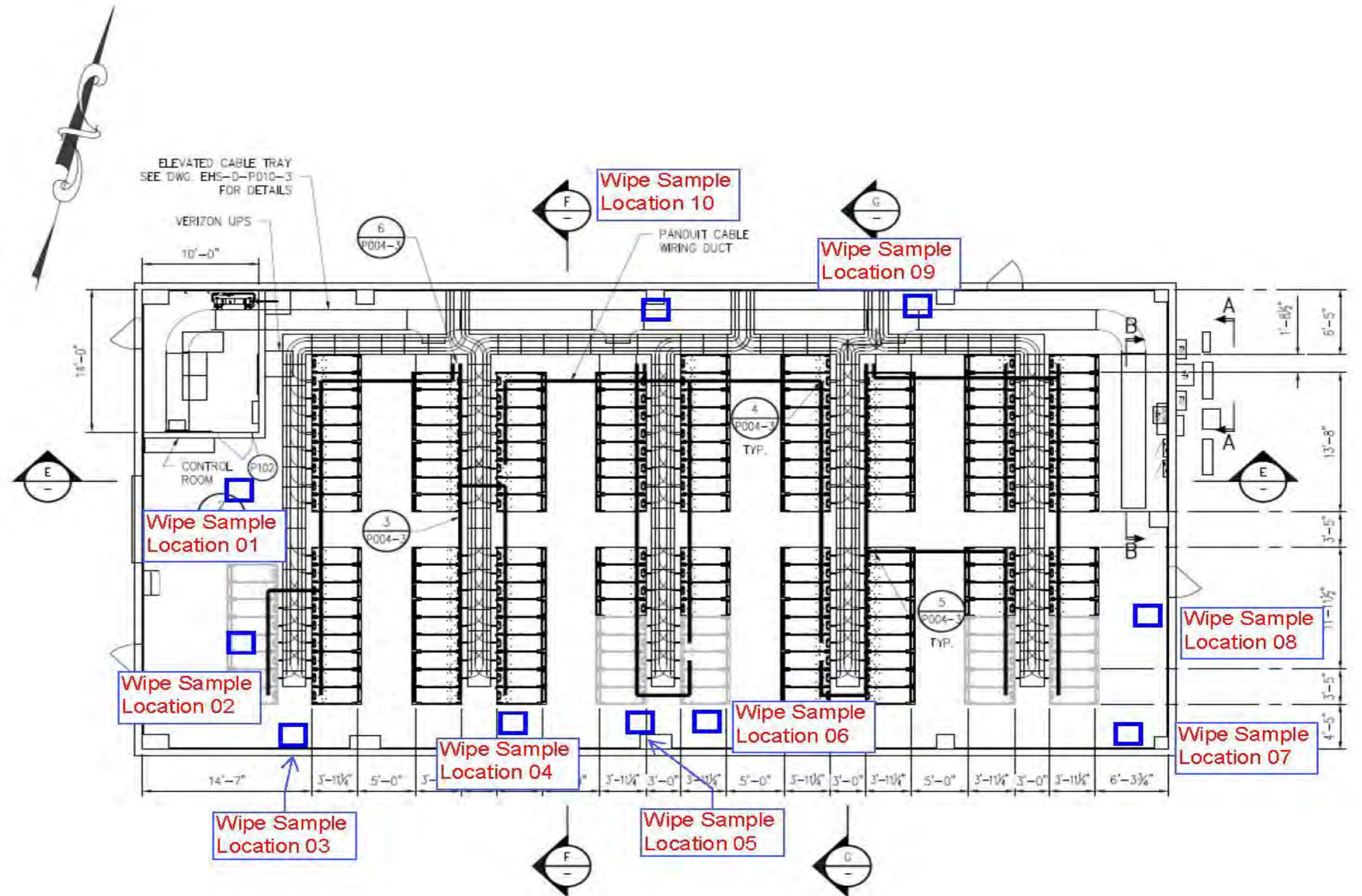




PHOTO LOG
(Initial Site Photos)























From: [Schmitz, Caroline R \(DEC\)](#)
To: [Petric, Andrew](#)
Subject: FW: 3 Cove Hollow Road East Hampton, NY - Site Pictures
Date: Thursday, September 21, 2023 2:50:43 PM
Attachments: [image001.png](#)
[image002.png](#)
[image003.png](#)
[image004.png](#)
[image005.png](#)
[image006.png](#)
[image007.png](#)
[image011.png](#)
[image012.png](#)
[image013.png](#)

Caution - External Email (caroline.schmitz@dec.ny.gov)

Report this Email

Quick response

Emergency response

Tips

From: Schmitz, Caroline R (DEC)
Sent: Thursday, July 20, 2023 2:41 PM
To: Anthony Gilman <agilman@millerenv.com>
Cc: Robert Ferguson <RFerguson@millerenv.com>; Maria Tsortanidis <mtsортanidis@millerenv.com>; Robert Cardinale <rcardinale@millerenv.com>; Nancy Wagner <nwagner@millerenv.com>; Robert Bettles <rbettes@millerenv.com>; Cirrito, Hugh (DEC) <hugh.cirrito@dec.ny.gov>; Fradua, Jon A (DEC) <jon.fradua@dec.ny.gov>
Subject: RE: 3 Cove Hollow Road East Hampton, NY - Site Pictures

Hi Anthony,

DEC approves the workplan you submitted 7/18/2023, however sampling for metals must be revised to include the "entire series" for metals which includes: ALUMINUM, ANTIMONY, ARSENIC, BARIUM, BERYLLIUM, BORON, CADMIUM, CALCIUM, CHROMIUM, COBALT, COPPER, IRON, LEAD, MAGNESIUM, MANGANESE, MERCURY, NICKEL, POTASSIUM, SELENIUM, SILVER, SODIUM, THALLIUM, TIN, VANADIUM, AND ZINC.

Please let me know if you have any questions.

Thanks,

Caroline Schmitz

She/Her

Engineer Trainee, Division of Environmental Remediation

New York State Department of Environmental Conservation

50 Circle Road, Stony Brook, NY 11790

M: (631) 972-0850 P: (631) 444-0321 | Caroline.Schmitz@dec.ny.gov

www.dec.ny.gov |  |  | 



From: Anthony Gilman <agilman@millerenv.com>
Sent: Tuesday, July 18, 2023 2:22 PM
To: Schmitz, Caroline R (DEC) <Caroline.Schmitz@dec.ny.gov>
Cc: Robert Ferguson <RFerguson@millerenv.com>; Maria Tsortanidis <mtsортanidis@millerenv.com>; Robert Cardinale <rcardinale@millerenv.com>; Nancy Wagner <nwagner@millerenv.com>; Robert Bettes <rbettes@millerenv.com>
Subject: RE: 3 Cove Hollow Road East Hampton, NY - Site Pictures

ATTENTION: This email came from an external source. Do not open attachments or click on links from unknown senders or unexpected emails.

Good Afternoon Caroline,

Attached is the sampling plan for the battery fire spill that occurred at 3 Cove Hollow Road, East Hampton. Please let me know if you have any questions.

Anthony

From: Anthony Gilman
Sent: Tuesday, July 11, 2023 8:49 AM
To: Schmitz, Caroline R (DEC) <Caroline.Schmitz@dec.ny.gov>
Cc: Robert Ferguson <rferguson@millerenv.com>; Maria Tsortanidis <MTsortanidis@millerenv.com>; Robert Cardinale <rcardinale@millerenv.com>; Nancy Wagner <nwagner@millerenv.com>; Robert Bettes <rbettes@millerenv.com>
Subject: RE: 3 Cove Hollow Road East Hampton, NY - Site Pictures
Importance: High

Good Morning Caroline,

Attached are the analytical results from the wipe samples taken at 3 Cove Hollow Road East Hampton, NY. Now that we have these results I will finish up/finalize our sampling plan and send it over asap.

Please let me know if you have any questions.

Anthony

From: Schmitz, Caroline R (DEC) <Caroline.Schmitz@dec.ny.gov>
Sent: Wednesday, June 28, 2023 9:43 AM
To: Anthony Gilman <agilman@millerenv.com>
Cc: Robert Ferguson <RFerguson@millerenv.com>; Maria Tsortanidis

<mtsортanidis@millerenv.com>; Robert Cardinale <rcardinale@millerenv.com>; Nancy Wagner <nwagner@millerenv.com>; Robert Bettes <rbettes@millerenv.com>

Subject: RE: 3 Cove Hollow Road East Hampton, NY - Site Pictures

WARNING: This e-mail was sent from someone outside of MEG. Please exercise caution when clicking on anything in it or responding. If in doubt, contact MEG IT.

Hi Anthony,

Any update on this spill? Has a workplan been created?
Let me know.

Caroline Schmitz

She/Her

Engineer Trainee, Division of Environmental Remediation

New York State Department of Environmental Conservation

50 Circle Road, Stony Brook, NY 11790

M: (631) 972-0850 P: (631) 444-0321 | Caroline.Schmitz@dec.ny.gov

www.dec.ny.gov |  |  | 



From: Anthony Gilman <agilman@millerenv.com>
Sent: Monday, June 5, 2023 8:22 AM
To: Schmitz, Caroline R (DEC) <Caroline.Schmitz@dec.ny.gov>
Cc: Robert Ferguson <RFerguson@millerenv.com>; Maria Tsортanidis <mtsортanidis@millerenv.com>; Robert Cardinale <rcardinale@millerenv.com>; Nancy Wagner <NWagner@millerenv.com>; Robert Bettes <rbettes@millerenv.com>
Subject: 3 Cove Hollow Road East Hampton, NY - Site Pictures
Importance: High

You don't often get email from agilman@millerenv.com. [Learn why this is important](#)

ATTENTION: This email came from an external source. Do not open attachments or click on links from unknown senders or unexpected emails.

Good Morning Caroline,

Last Friday I drove over to 3 Cove Hollow Road East Hampton, to take some pictures of the site. As you already know, there was a battery fire, and due to the type of battery, the sprinkler system needed to be kept on for a long period of time resulting in the discharge of a large amount of water. So much water in fact, that it started to leak out of the building and pool outside and in the near by wooded area. I attached the pictures I took on Friday. Please let me know if you have any questions.

Anthony



Anthony Gilman
Geologist

1300 Shames Dr, Westbury, NY 11590

p: 516-876-7940 | c: 518-478-3796

millerenv.com | agilman@millerenv.com



Attachment B – Laboratory Analytical Results



October 16, 2023

Yvette Prieto
Pace Analytical Services - Oldsmar, FL
110 S. Bayview Blvd.
Oldsmar, FL 34677

Project Location: East Hampton, NY
Client Job Number:
Project Number: [none]
Laboratory Work Order Number: 23J0797

Enclosed are results of analyses for samples as received by the laboratory on October 5, 2023. If you have any questions concerning this report, please feel free to contact me.

Sincerely,

A handwritten signature in black ink, appearing to read "Kaitlyn A. Feliciano".

Kaitlyn A. Feliciano
Project Manager

Table of Contents

Sample Summary	3
Case Narrative	4
Sample Results	5
23J0797-01	5
23J0797-02	7
23J0797-03	9
23J0797-04	11
23J0797-05	13
23J0797-06	15
23J0797-07	17
Sample Preparation Information	19
QC Data	20
Metals Analyses (Total)	20
B355067	20
B355086	22
Conventional Chemistry Parameters by EPA/APHA/SW-846 Methods (Total)	23
B354728	23
Flag/Qualifier Summary	24
Certifications	25
Chain of Custody/Sample Receipt	27



39 Spruce Street * East Longmeadow, MA 01028 * FAX 413/525-6405 * TEL. 413/525-2332

Pace Analytical Services - Oldsmar, FL
 110 S. Bayview Blvd.
 Oldsmar, FL 34677
 ATTN: Yvette Prieto

REPORT DATE: 10/16/2023

PURCHASE ORDER NUMBER:

PROJECT NUMBER: [none]

ANALYTICAL SUMMARY

WORK ORDER NUMBER: 23J0797

The results of analyses performed on the following samples submitted to CON-TEST, a Pace Analytical Laboratory, are found in this report.

PROJECT LOCATION: East Hampton, NY

FIELD SAMPLE #	LAB ID:	MATRIX	SAMPLE DESCRIPTION	TEST	SUB LAB
B-1	23J0797-01	Soil		SM 2540G SW-846 6010D SW-846 7471B	
B-2	23J0797-02	Soil		SM 2540G SW-846 6010D SW-846 7471B	
S-1	23J0797-03	Soil		SM 2540G SW-846 6010D SW-846 7471B	
S-2	23J0797-04	Soil		SM 2540G SW-846 6010D SW-846 7471B	
S-3	23J0797-05	Soil		SM 2540G SW-846 6010D SW-846 7471B	
S-4	23J0797-06	Soil		SM 2540G SW-846 6010D SW-846 7471B	
S-5	23J0797-07	Soil		SM 2540G SW-846 6010D SW-846 7471B	

CASE NARRATIVE SUMMARY

All reported results are within defined laboratory quality control objectives unless listed below or otherwise qualified in this report.

SW-846 6010D

Qualifications:

MS-07

Matrix spike recovery is outside of control limits. Analysis is in control based on laboratory fortified blank recovery. Possibility of sample matrix effects that lead to low bias for reported result or non-homogeneous sample aliquot cannot be eliminated.

Analyte & Samples(s) Qualified:

Antimony

23J0797-01[B-1], B355067-MS1

Manganese

23J0797-01[B-1], B355067-MS1

MS-19

Sample to spike ratio is greater than or equal to 4:1. Spiked amount is not representative of the native amount in the sample. Appropriate or meaningful recoveries cannot be calculated.

Analyte & Samples(s) Qualified:

Aluminum

23J0797-01[B-1], B355067-MS1

Calcium

23J0797-01[B-1], B355067-MS1

Iron

23J0797-01[B-1], B355067-MS1

Magnesium

23J0797-01[B-1], B355067-MS1

R-02

Duplicate RPD is outside of control limits. Outlier can be attributed to sample non-homogeneity encountered during sample prep.

Analyte & Samples(s) Qualified:

Calcium

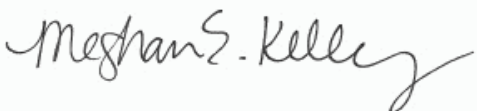
23J0797-01[B-1], B355067-DUP1

Magnesium

23J0797-01[B-1], B355067-DUP1

The results of analyses reported only relate to samples submitted to Con-Test, a Pace Analytical Laboratory, for testing.

I certify that the analyses listed above, unless specifically listed as subcontracted, if any, were performed under my direction according to the approved methodologies listed in this document, and that based upon my inquiry of those individuals immediately responsible for obtaining the information, the material contained in this report is, to the best of my knowledge and belief, accurate and complete.



Meghan E. Kelley
Reporting Specialist

39 Spruce Street * East Longmeadow, MA 01028 * FAX 413/525-6405 * TEL. 413/525-2332

Project Location: East Hampton, NY

Sample Description:

Work Order: 23J0797

Date Received: 10/5/2023

Field Sample #: B-1

Sample ID: 23J0797-01

Start Date/Time: 10/4/2023 9:35:00AM

Sample Matrix: Soil

Stop Date/Time: 10/4/2023 9:36:00AM

Metals Analyses (Total)

Analyte	Results	RL	Units	Dilution	Flag/Qual	Method	Date Prepared	Date/Time Analyzed	Analyst
Aluminum	6300	19	mg/Kg dry	1	MS-19	SW-846 6010D	10/13/23	10/15/23 17:58	ATP
Antimony	ND	1.9	mg/Kg dry	1	MS-07	SW-846 6010D	10/13/23	10/15/23 17:58	ATP
Arsenic	6.7	3.8	mg/Kg dry	1		SW-846 6010D	10/13/23	10/15/23 17:58	ATP
Barium	20	1.9	mg/Kg dry	1		SW-846 6010D	10/13/23	10/15/23 17:58	ATP
Beryllium	0.25	0.19	mg/Kg dry	1		SW-846 6010D	10/13/23	10/15/23 17:58	ATP
Boron	ND	3.8	mg/Kg dry	1		SW-846 6010D	10/13/23	10/15/23 17:58	ATP
Cadmium	ND	0.38	mg/Kg dry	1		SW-846 6010D	10/13/23	10/15/23 17:58	ATP
Calcium	2400	19	mg/Kg dry	1	MS-19, R-02	SW-846 6010D	10/13/23	10/15/23 17:58	ATP
Chromium	6.9	0.76	mg/Kg dry	1		SW-846 6010D	10/13/23	10/15/23 17:58	ATP
Cobalt	ND	1.9	mg/Kg dry	1		SW-846 6010D	10/13/23	10/15/23 17:58	ATP
Copper	19	0.76	mg/Kg dry	1		SW-846 6010D	10/13/23	10/15/23 17:58	ATP
Iron	5800	19	mg/Kg dry	1	MS-19	SW-846 6010D	10/13/23	10/15/23 17:58	ATP
Lead	11	0.57	mg/Kg dry	1		SW-846 6010D	10/13/23	10/15/23 17:58	ATP
Magnesium	1200	19	mg/Kg dry	1	MS-19, R-02	SW-846 6010D	10/13/23	10/15/23 17:58	ATP
Manganese	66	0.38	mg/Kg dry	1	MS-07	SW-846 6010D	10/13/23	10/15/23 17:58	ATP
Mercury	ND	0.031	mg/Kg dry	1		SW-846 7471B	10/13/23	10/16/23 13:43	AAJ
Nickel	3.3	0.76	mg/Kg dry	1		SW-846 6010D	10/13/23	10/15/23 17:58	ATP
Potassium	360	190	mg/Kg dry	1		SW-846 6010D	10/13/23	10/15/23 17:58	ATP
Selenium	ND	3.8	mg/Kg dry	1		SW-846 6010D	10/13/23	10/15/23 17:58	ATP
Silver	0.62	0.38	mg/Kg dry	1		SW-846 6010D	10/13/23	10/15/23 17:58	ATP
Sodium	ND	190	mg/Kg dry	1		SW-846 6010D	10/13/23	10/15/23 17:58	ATP
Thallium	ND	1.9	mg/Kg dry	1		SW-846 6010D	10/13/23	10/15/23 17:58	ATP
Tin	ND	3.8	mg/Kg dry	1		SW-846 6010D	10/13/23	10/15/23 17:58	ATP
Vanadium	10	0.76	mg/Kg dry	1		SW-846 6010D	10/13/23	10/15/23 17:58	ATP
Zinc	17	0.76	mg/Kg dry	1		SW-846 6010D	10/13/23	10/15/23 17:58	ATP



39 Spruce Street * East Longmeadow, MA 01028 * FAX 413/525-6405 * TEL. 413/525-2332

Project Location: East Hampton, NY

Sample Description:

Work Order: 23J0797

Date Received: 10/5/2023

Field Sample #: B-1

Sample ID: 23J0797-01

Start Date/Time: 10/4/2023 9:35:00AM

Sample Matrix: Soil

Stop Date/Time: 10/4/2023 9:36:00AM

Conventional Chemistry Parameters by EPA/APHA/SW-846 Methods (Total)

Analyte	Results	RL	Units	Dilution	Flag/Qual	Method	Date Prepared	Date/Time Analyzed	Analyst
% Solids	83.8		% Wt	1		SM 2540G	10/11/23	10/11/23 11:45	AV



39 Spruce Street * East Longmeadow, MA 01028 * FAX 413/525-6405 * TEL. 413/525-2332

Project Location: East Hampton, NY

Sample Description:

Work Order: 23J0797

Date Received: 10/5/2023

Field Sample #: B-2

Sample ID: 23J0797-02

Start Date/Time: 10/4/2023 9:41:00AM

Sample Matrix: Soil

Stop Date/Time: 10/4/2023 9:42:00AM

Metals Analyses (Total)

Analyte	Results	RL	Units	Dilution	Flag/Qual	Method	Date Prepared	Date/Time Analyzed	Analyst
Aluminum	5500	21	mg/Kg dry	1		SW-846 6010D	10/13/23	10/15/23 18:03	ATP
Antimony	ND	2.1	mg/Kg dry	1		SW-846 6010D	10/13/23	10/15/23 18:03	ATP
Arsenic	ND	4.3	mg/Kg dry	1		SW-846 6010D	10/13/23	10/15/23 18:03	ATP
Barium	11	2.1	mg/Kg dry	1		SW-846 6010D	10/13/23	10/15/23 18:03	ATP
Beryllium	0.27	0.21	mg/Kg dry	1		SW-846 6010D	10/13/23	10/15/23 18:03	ATP
Boron	ND	4.3	mg/Kg dry	1		SW-846 6010D	10/13/23	10/15/23 18:03	ATP
Cadmium	ND	0.43	mg/Kg dry	1		SW-846 6010D	10/13/23	10/15/23 18:03	ATP
Calcium	490	21	mg/Kg dry	1		SW-846 6010D	10/13/23	10/15/23 18:03	ATP
Chromium	4.5	0.85	mg/Kg dry	1		SW-846 6010D	10/13/23	10/15/23 18:03	ATP
Cobalt	ND	2.1	mg/Kg dry	1		SW-846 6010D	10/13/23	10/15/23 18:03	ATP
Copper	3.8	0.85	mg/Kg dry	1		SW-846 6010D	10/13/23	10/15/23 18:03	ATP
Iron	4400	21	mg/Kg dry	1		SW-846 6010D	10/13/23	10/15/23 18:03	ATP
Lead	12	0.64	mg/Kg dry	1		SW-846 6010D	10/13/23	10/15/23 18:03	ATP
Magnesium	430	21	mg/Kg dry	1		SW-846 6010D	10/13/23	10/15/23 18:03	ATP
Manganese	54	0.43	mg/Kg dry	1		SW-846 6010D	10/13/23	10/15/23 18:03	ATP
Mercury	0.052	0.033	mg/Kg dry	1		SW-846 7471B	10/13/23	10/16/23 13:45	AAJ
Nickel	2.2	0.85	mg/Kg dry	1		SW-846 6010D	10/13/23	10/15/23 18:03	ATP
Potassium	ND	210	mg/Kg dry	1		SW-846 6010D	10/13/23	10/15/23 18:03	ATP
Selenium	ND	4.3	mg/Kg dry	1		SW-846 6010D	10/13/23	10/15/23 18:03	ATP
Silver	0.55	0.43	mg/Kg dry	1		SW-846 6010D	10/13/23	10/15/23 18:03	ATP
Sodium	ND	210	mg/Kg dry	1		SW-846 6010D	10/13/23	10/15/23 18:03	ATP
Thallium	ND	2.1	mg/Kg dry	1		SW-846 6010D	10/13/23	10/15/23 18:03	ATP
Tin	ND	4.3	mg/Kg dry	1		SW-846 6010D	10/13/23	10/15/23 18:03	ATP
Vanadium	7.7	0.85	mg/Kg dry	1		SW-846 6010D	10/13/23	10/15/23 18:03	ATP
Zinc	11	0.85	mg/Kg dry	1		SW-846 6010D	10/13/23	10/15/23 18:03	ATP



39 Spruce Street * East Longmeadow, MA 01028 * FAX 413/525-6405 * TEL. 413/525-2332

Project Location: East Hampton, NY

Sample Description:

Work Order: 23J0797

Date Received: 10/5/2023

Field Sample #: B-2

Sample ID: 23J0797-02

Start Date/Time: 10/4/2023 9:41:00AM

Sample Matrix: Soil

Stop Date/Time: 10/4/2023 9:42:00AM

Conventional Chemistry Parameters by EPA/APHA/SW-846 Methods (Total)

Analyte	Results	RL	Units	Dilution	Flag/Qual	Method	Date Prepared	Date/Time Analyzed	Analyst
% Solids	75.9		% Wt	1		SM 2540G	10/11/23	10/11/23 11:45	AV



39 Spruce Street * East Longmeadow, MA 01028 * FAX 413/525-6405 * TEL. 413/525-2332

Project Location: East Hampton, NY

Sample Description:

Work Order: 23J0797

Date Received: 10/5/2023

Field Sample #: S-1

Sample ID: 23J0797-03

Start Date/Time: 10/4/2023 9:54:00AM

Sample Matrix: Soil

Stop Date/Time: 10/4/2023 9:55:00AM

Metals Analyses (Total)

Analyte	Results	RL	Units	Dilution	Flag/Qual	Method	Date Prepared	Date/Time Analyzed	Analyst
Aluminum	4300	22	mg/Kg dry	1		SW-846 6010D	10/13/23	10/15/23 18:08	ATP
Antimony	ND	2.2	mg/Kg dry	1		SW-846 6010D	10/13/23	10/15/23 18:08	ATP
Arsenic	ND	4.3	mg/Kg dry	1		SW-846 6010D	10/13/23	10/15/23 18:08	ATP
Barium	8.5	2.2	mg/Kg dry	1		SW-846 6010D	10/13/23	10/15/23 18:08	ATP
Beryllium	ND	0.22	mg/Kg dry	1		SW-846 6010D	10/13/23	10/15/23 18:08	ATP
Boron	ND	4.3	mg/Kg dry	1		SW-846 6010D	10/13/23	10/15/23 18:08	ATP
Cadmium	ND	0.43	mg/Kg dry	1		SW-846 6010D	10/13/23	10/15/23 18:08	ATP
Calcium	310	22	mg/Kg dry	1		SW-846 6010D	10/13/23	10/15/23 18:08	ATP
Chromium	3.4	0.86	mg/Kg dry	1		SW-846 6010D	10/13/23	10/15/23 18:08	ATP
Cobalt	ND	2.2	mg/Kg dry	1		SW-846 6010D	10/13/23	10/15/23 18:08	ATP
Copper	4.1	0.86	mg/Kg dry	1		SW-846 6010D	10/13/23	10/15/23 18:08	ATP
Iron	3400	22	mg/Kg dry	1		SW-846 6010D	10/13/23	10/15/23 18:08	ATP
Lead	5.0	0.65	mg/Kg dry	1		SW-846 6010D	10/13/23	10/15/23 18:08	ATP
Magnesium	320	22	mg/Kg dry	1		SW-846 6010D	10/13/23	10/15/23 18:08	ATP
Manganese	41	0.43	mg/Kg dry	1		SW-846 6010D	10/13/23	10/15/23 18:08	ATP
Mercury	0.033	0.032	mg/Kg dry	1		SW-846 7471B	10/13/23	10/16/23 13:48	AAJ
Nickel	1.7	0.86	mg/Kg dry	1		SW-846 6010D	10/13/23	10/15/23 18:08	ATP
Potassium	220	220	mg/Kg dry	1		SW-846 6010D	10/13/23	10/15/23 18:08	ATP
Selenium	ND	4.3	mg/Kg dry	1		SW-846 6010D	10/13/23	10/15/23 18:08	ATP
Silver	ND	0.43	mg/Kg dry	1		SW-846 6010D	10/13/23	10/15/23 18:08	ATP
Sodium	ND	220	mg/Kg dry	1		SW-846 6010D	10/13/23	10/15/23 18:08	ATP
Thallium	ND	2.2	mg/Kg dry	1		SW-846 6010D	10/13/23	10/15/23 18:08	ATP
Tin	ND	4.3	mg/Kg dry	1		SW-846 6010D	10/13/23	10/15/23 18:08	ATP
Vanadium	5.8	0.86	mg/Kg dry	1		SW-846 6010D	10/13/23	10/15/23 18:08	ATP
Zinc	7.3	0.86	mg/Kg dry	1		SW-846 6010D	10/13/23	10/15/23 18:08	ATP



39 Spruce Street * East Longmeadow, MA 01028 * FAX 413/525-6405 * TEL. 413/525-2332

Project Location: East Hampton, NY

Sample Description:

Work Order: 23J0797

Date Received: 10/5/2023

Field Sample #: S-1

Sample ID: 23J0797-03

Start Date/Time: 10/4/2023 9:54:00AM

Sample Matrix: Soil

Stop Date/Time: 10/4/2023 9:55:00AM

Conventional Chemistry Parameters by EPA/APHA/SW-846 Methods (Total)

Analyte	Results	RL	Units	Dilution	Flag/Qual	Method	Date Prepared	Date/Time Analyzed	Analyst
% Solids	76.5		% Wt	1		SM 2540G	10/11/23	10/11/23 11:45	AV



39 Spruce Street * East Longmeadow, MA 01028 * FAX 413/525-6405 * TEL. 413/525-2332

Project Location: East Hampton, NY

Sample Description:

Work Order: 23J0797

Date Received: 10/5/2023

Field Sample #: S-2

Sample ID: 23J0797-04

Start Date/Time: 10/4/2023 10:04:00AM

Sample Matrix: Soil

Stop Date/Time: 10/4/2023 10:05:00AM

Metals Analyses (Total)

Analyte	Results	RL	Units	Dilution	Flag/Qual	Method	Date Prepared	Date/Time Analyzed	Analyst
Aluminum	3800	24	mg/Kg dry	1		SW-846 6010D	10/13/23	10/15/23 18:13	ATP
Antimony	ND	2.4	mg/Kg dry	1		SW-846 6010D	10/13/23	10/15/23 18:13	ATP
Arsenic	ND	4.8	mg/Kg dry	1		SW-846 6010D	10/13/23	10/15/23 18:13	ATP
Barium	17	2.4	mg/Kg dry	1		SW-846 6010D	10/13/23	10/15/23 18:13	ATP
Beryllium	ND	0.24	mg/Kg dry	1		SW-846 6010D	10/13/23	10/15/23 18:13	ATP
Boron	ND	4.8	mg/Kg dry	1		SW-846 6010D	10/13/23	10/15/23 18:13	ATP
Cadmium	ND	0.48	mg/Kg dry	1		SW-846 6010D	10/13/23	10/15/23 18:13	ATP
Calcium	5900	24	mg/Kg dry	1		SW-846 6010D	10/13/23	10/15/23 18:13	ATP
Chromium	5.2	0.97	mg/Kg dry	1		SW-846 6010D	10/13/23	10/15/23 18:13	ATP
Cobalt	ND	2.4	mg/Kg dry	1		SW-846 6010D	10/13/23	10/15/23 18:13	ATP
Copper	4.8	0.97	mg/Kg dry	1		SW-846 6010D	10/13/23	10/15/23 18:13	ATP
Iron	3800	24	mg/Kg dry	1		SW-846 6010D	10/13/23	10/15/23 18:13	ATP
Lead	7.7	0.72	mg/Kg dry	1		SW-846 6010D	10/13/23	10/15/23 18:13	ATP
Magnesium	710	24	mg/Kg dry	1		SW-846 6010D	10/13/23	10/15/23 18:13	ATP
Manganese	44	0.48	mg/Kg dry	1		SW-846 6010D	10/13/23	10/15/23 18:13	ATP
Mercury	0.040	0.037	mg/Kg dry	1		SW-846 7471B	10/13/23	10/16/23 13:54	AAJ
Nickel	3.0	0.97	mg/Kg dry	1		SW-846 6010D	10/13/23	10/15/23 18:13	ATP
Potassium	310	240	mg/Kg dry	1		SW-846 6010D	10/13/23	10/15/23 18:13	ATP
Selenium	ND	4.8	mg/Kg dry	1		SW-846 6010D	10/13/23	10/15/23 18:13	ATP
Silver	ND	0.48	mg/Kg dry	1		SW-846 6010D	10/13/23	10/15/23 18:13	ATP
Sodium	ND	240	mg/Kg dry	1		SW-846 6010D	10/13/23	10/15/23 18:13	ATP
Thallium	ND	2.4	mg/Kg dry	1		SW-846 6010D	10/13/23	10/15/23 18:13	ATP
Tin	ND	4.8	mg/Kg dry	1		SW-846 6010D	10/13/23	10/15/23 18:13	ATP
Vanadium	8.0	0.97	mg/Kg dry	1		SW-846 6010D	10/13/23	10/15/23 18:13	ATP
Zinc	14	0.97	mg/Kg dry	1		SW-846 6010D	10/13/23	10/15/23 18:13	ATP



39 Spruce Street * East Longmeadow, MA 01028 * FAX 413/525-6405 * TEL. 413/525-2332

Project Location: East Hampton, NY

Sample Description:

Work Order: 23J0797

Date Received: 10/5/2023

Field Sample #: S-2

Sample ID: 23J0797-04

Start Date/Time: 10/4/2023 10:04:00AM

Sample Matrix: Soil

Stop Date/Time: 10/4/2023 10:05:00AM

Conventional Chemistry Parameters by EPA/APHA/SW-846 Methods (Total)

Analyte	Results	RL	Units	Dilution	Flag/Qual	Method	Date Prepared	Date/Time Analyzed	Analyst
% Solids	65.8		% Wt	1		SM 2540G	10/11/23	10/11/23 11:45	AV



39 Spruce Street * East Longmeadow, MA 01028 * FAX 413/525-6405 * TEL. 413/525-2332

Project Location: East Hampton, NY

Sample Description:

Work Order: 23J0797

Date Received: 10/5/2023

Field Sample #: S-3

Sample ID: 23J0797-05

Start Date/Time: 10/4/2023 10:11:00AM

Sample Matrix: Soil

Stop Date/Time: 10/4/2023 10:12:00AM

Metals Analyses (Total)

Analyte	Results	RL	Units	Dilution	Flag/Qual	Method	Date Prepared	Date/Time Analyzed	Analyst
Aluminum	5200	22	mg/Kg dry	1		SW-846 6010D	10/13/23	10/15/23 18:18	ATP
Antimony	ND	2.2	mg/Kg dry	1		SW-846 6010D	10/13/23	10/15/23 18:18	ATP
Arsenic	ND	4.5	mg/Kg dry	1		SW-846 6010D	10/13/23	10/15/23 18:18	ATP
Barium	15	2.2	mg/Kg dry	1		SW-846 6010D	10/13/23	10/15/23 18:18	ATP
Beryllium	ND	0.22	mg/Kg dry	1		SW-846 6010D	10/13/23	10/15/23 18:18	ATP
Boron	ND	4.5	mg/Kg dry	1		SW-846 6010D	10/13/23	10/15/23 18:18	ATP
Cadmium	ND	0.45	mg/Kg dry	1		SW-846 6010D	10/13/23	10/15/23 18:18	ATP
Calcium	1400	22	mg/Kg dry	1		SW-846 6010D	10/13/23	10/15/23 18:18	ATP
Chromium	6.4	0.90	mg/Kg dry	1		SW-846 6010D	10/13/23	10/15/23 18:18	ATP
Cobalt	ND	2.2	mg/Kg dry	1		SW-846 6010D	10/13/23	10/15/23 18:18	ATP
Copper	14	0.90	mg/Kg dry	1		SW-846 6010D	10/13/23	10/15/23 18:18	ATP
Iron	5000	22	mg/Kg dry	1		SW-846 6010D	10/13/23	10/15/23 18:18	ATP
Lead	7.0	0.67	mg/Kg dry	1		SW-846 6010D	10/13/23	10/15/23 18:18	ATP
Magnesium	890	22	mg/Kg dry	1		SW-846 6010D	10/13/23	10/15/23 18:18	ATP
Manganese	60	0.45	mg/Kg dry	1		SW-846 6010D	10/13/23	10/15/23 18:18	ATP
Mercury	ND	0.036	mg/Kg dry	1		SW-846 7471B	10/13/23	10/16/23 13:56	AAJ
Nickel	3.4	0.90	mg/Kg dry	1		SW-846 6010D	10/13/23	10/15/23 18:18	ATP
Potassium	300	220	mg/Kg dry	1		SW-846 6010D	10/13/23	10/15/23 18:18	ATP
Selenium	ND	4.5	mg/Kg dry	1		SW-846 6010D	10/13/23	10/15/23 18:18	ATP
Silver	0.58	0.45	mg/Kg dry	1		SW-846 6010D	10/13/23	10/15/23 18:18	ATP
Sodium	ND	220	mg/Kg dry	1		SW-846 6010D	10/13/23	10/15/23 18:18	ATP
Thallium	ND	2.2	mg/Kg dry	1		SW-846 6010D	10/13/23	10/15/23 18:18	ATP
Tin	ND	4.5	mg/Kg dry	1		SW-846 6010D	10/13/23	10/15/23 18:18	ATP
Vanadium	9.7	0.90	mg/Kg dry	1		SW-846 6010D	10/13/23	10/15/23 18:18	ATP
Zinc	18	0.90	mg/Kg dry	1		SW-846 6010D	10/13/23	10/15/23 18:18	ATP



39 Spruce Street * East Longmeadow, MA 01028 * FAX 413/525-6405 * TEL. 413/525-2332

Project Location: East Hampton, NY

Sample Description:

Work Order: 23J0797

Date Received: 10/5/2023

Field Sample #: S-3

Sample ID: 23J0797-05

Start Date/Time: 10/4/2023 10:11:00AM

Sample Matrix: Soil

Stop Date/Time: 10/4/2023 10:12:00AM

Conventional Chemistry Parameters by EPA/APHA/SW-846 Methods (Total)

Analyte	Results	RL	Units	Dilution	Flag/Qual	Method	Date Prepared	Date/Time Analyzed	Analyst
% Solids	71.0		% Wt	1		SM 2540G	10/11/23	10/11/23 11:45	AV

39 Spruce Street * East Longmeadow, MA 01028 * FAX 413/525-6405 * TEL. 413/525-2332

Project Location: East Hampton, NY

Sample Description:

Work Order: 23J0797

Date Received: 10/5/2023

Field Sample #: S-4

Sample ID: 23J0797-06

Start Date/Time: 10/4/2023 10:19:00AM

Sample Matrix: Soil

Stop Date/Time: 10/4/2023 10:20:00AM

Metals Analyses (Total)

Analyte	Results	RL	Units	Dilution	Flag/Qual	Method	Date Prepared	Date/Time Analyzed	Analyst
Aluminum	5200	24	mg/Kg dry	1		SW-846 6010D	10/13/23	10/15/23 18:23	ATP
Antimony	ND	2.4	mg/Kg dry	1		SW-846 6010D	10/13/23	10/15/23 18:23	ATP
Arsenic	ND	4.8	mg/Kg dry	1		SW-846 6010D	10/13/23	10/15/23 18:23	ATP
Barium	18	2.4	mg/Kg dry	1		SW-846 6010D	10/13/23	10/15/23 18:23	ATP
Beryllium	ND	0.24	mg/Kg dry	1		SW-846 6010D	10/13/23	10/15/23 18:23	ATP
Boron	ND	4.8	mg/Kg dry	1		SW-846 6010D	10/13/23	10/15/23 18:23	ATP
Cadmium	ND	0.48	mg/Kg dry	1		SW-846 6010D	10/13/23	10/15/23 18:23	ATP
Calcium	2100	24	mg/Kg dry	1		SW-846 6010D	10/13/23	10/15/23 18:23	ATP
Chromium	5.7	0.95	mg/Kg dry	1		SW-846 6010D	10/13/23	10/15/23 18:23	ATP
Cobalt	ND	2.4	mg/Kg dry	1		SW-846 6010D	10/13/23	10/15/23 18:23	ATP
Copper	8.5	0.95	mg/Kg dry	1		SW-846 6010D	10/13/23	10/15/23 18:23	ATP
Iron	5400	24	mg/Kg dry	1		SW-846 6010D	10/13/23	10/15/23 18:23	ATP
Lead	12	0.71	mg/Kg dry	1		SW-846 6010D	10/13/23	10/15/23 18:23	ATP
Magnesium	900	24	mg/Kg dry	1		SW-846 6010D	10/13/23	10/15/23 18:23	ATP
Manganese	86	0.48	mg/Kg dry	1		SW-846 6010D	10/13/23	10/15/23 18:23	ATP
Mercury	0.052	0.038	mg/Kg dry	1		SW-846 7471B	10/13/23	10/16/23 13:57	AAJ
Nickel	3.4	0.95	mg/Kg dry	1		SW-846 6010D	10/13/23	10/15/23 18:23	ATP
Potassium	440	240	mg/Kg dry	1		SW-846 6010D	10/13/23	10/15/23 18:23	ATP
Selenium	ND	4.8	mg/Kg dry	1		SW-846 6010D	10/13/23	10/15/23 18:23	ATP
Silver	0.67	0.48	mg/Kg dry	1		SW-846 6010D	10/13/23	10/15/23 18:23	ATP
Sodium	ND	240	mg/Kg dry	1		SW-846 6010D	10/13/23	10/15/23 18:23	ATP
Thallium	ND	2.4	mg/Kg dry	1		SW-846 6010D	10/13/23	10/15/23 18:23	ATP
Tin	ND	4.8	mg/Kg dry	1		SW-846 6010D	10/13/23	10/15/23 18:23	ATP
Vanadium	11	0.95	mg/Kg dry	1		SW-846 6010D	10/13/23	10/15/23 18:23	ATP
Zinc	20	0.95	mg/Kg dry	1		SW-846 6010D	10/13/23	10/15/23 18:23	ATP



39 Spruce Street * East Longmeadow, MA 01028 * FAX 413/525-6405 * TEL. 413/525-2332

Project Location: East Hampton, NY

Sample Description:

Work Order: 23J0797

Date Received: 10/5/2023

Field Sample #: S-4

Sample ID: 23J0797-06

Start Date/Time: 10/4/2023 10:19:00AM

Sample Matrix: Soil

Stop Date/Time: 10/4/2023 10:20:00AM

Conventional Chemistry Parameters by EPA/APHA/SW-846 Methods (Total)

Analyte	Results	RL	Units	Dilution	Flag/Qual	Method	Date Prepared	Date/Time Analyzed	Analyst
% Solids	67.8		% Wt	1		SM 2540G	10/11/23	10/11/23 11:45	AV

39 Spruce Street * East Longmeadow, MA 01028 * FAX 413/525-6405 * TEL. 413/525-2332

Project Location: East Hampton, NY

Sample Description:

Work Order: 23J0797

Date Received: 10/5/2023

Field Sample #: S-5

Sample ID: 23J0797-07

Start Date/Time: 10/4/2023 10:25:00AM

Sample Matrix: Soil

Stop Date/Time: 10/4/2023 10:26:00AM

Metals Analyses (Total)

Analyte	Results	RL	Units	Dilution	Flag/Qual	Method	Date Prepared	Date/Time Analyzed	Analyst
Aluminum	3200	21	mg/Kg dry	1		SW-846 6010D	10/13/23	10/15/23 18:27	ATP
Antimony	ND	2.1	mg/Kg dry	1		SW-846 6010D	10/13/23	10/15/23 18:27	ATP
Arsenic	ND	4.3	mg/Kg dry	1		SW-846 6010D	10/13/23	10/15/23 18:27	ATP
Barium	9.8	2.1	mg/Kg dry	1		SW-846 6010D	10/13/23	10/15/23 18:27	ATP
Beryllium	ND	0.21	mg/Kg dry	1		SW-846 6010D	10/13/23	10/15/23 18:27	ATP
Boron	ND	4.3	mg/Kg dry	1		SW-846 6010D	10/13/23	10/15/23 18:27	ATP
Cadmium	ND	0.43	mg/Kg dry	1		SW-846 6010D	10/13/23	10/15/23 18:27	ATP
Calcium	560	21	mg/Kg dry	1		SW-846 6010D	10/13/23	10/15/23 18:27	ATP
Chromium	4.3	0.86	mg/Kg dry	1		SW-846 6010D	10/13/23	10/15/23 18:27	ATP
Cobalt	ND	2.1	mg/Kg dry	1		SW-846 6010D	10/13/23	10/15/23 18:27	ATP
Copper	8.5	0.86	mg/Kg dry	1		SW-846 6010D	10/13/23	10/15/23 18:27	ATP
Iron	3500	21	mg/Kg dry	1		SW-846 6010D	10/13/23	10/15/23 18:27	ATP
Lead	6.0	0.64	mg/Kg dry	1		SW-846 6010D	10/13/23	10/15/23 18:27	ATP
Magnesium	500	21	mg/Kg dry	1		SW-846 6010D	10/13/23	10/15/23 18:27	ATP
Manganese	34	0.43	mg/Kg dry	1		SW-846 6010D	10/13/23	10/15/23 18:27	ATP
Mercury	ND	0.034	mg/Kg dry	1		SW-846 7471B	10/13/23	10/16/23 13:59	AAJ
Nickel	2.2	0.86	mg/Kg dry	1		SW-846 6010D	10/13/23	10/15/23 18:27	ATP
Potassium	230	210	mg/Kg dry	1		SW-846 6010D	10/13/23	10/15/23 18:27	ATP
Selenium	ND	4.3	mg/Kg dry	1		SW-846 6010D	10/13/23	10/15/23 18:27	ATP
Silver	0.44	0.43	mg/Kg dry	1		SW-846 6010D	10/13/23	10/15/23 18:27	ATP
Sodium	ND	210	mg/Kg dry	1		SW-846 6010D	10/13/23	10/15/23 18:27	ATP
Thallium	ND	2.1	mg/Kg dry	1		SW-846 6010D	10/13/23	10/15/23 18:27	ATP
Tin	ND	4.3	mg/Kg dry	1		SW-846 6010D	10/13/23	10/15/23 18:27	ATP
Vanadium	6.6	0.86	mg/Kg dry	1		SW-846 6010D	10/13/23	10/15/23 18:27	ATP
Zinc	10	0.86	mg/Kg dry	1		SW-846 6010D	10/13/23	10/15/23 18:27	ATP



39 Spruce Street * East Longmeadow, MA 01028 * FAX 413/525-6405 * TEL. 413/525-2332

Project Location: East Hampton, NY

Sample Description:

Work Order: 23J0797

Date Received: 10/5/2023

Field Sample #: S-5

Sample ID: 23J0797-07

Start Date/Time: 10/4/2023 10:25:00AM

Sample Matrix: Soil

Stop Date/Time: 10/4/2023 10:26:00AM

Conventional Chemistry Parameters by EPA/APHA/SW-846 Methods (Total)

Analyte	Results	RL	Units	Dilution	Flag/Qual	Method	Date Prepared	Date/Time Analyzed	Analyst
% Solids	74.2		% Wt	1		SM 2540G	10/11/23	10/11/23 11:45	AV

39 Spruce Street * East Longmeadow, MA 01028 * FAX 413/525-6405 * TEL. 413/525-2332

Sample Extraction Data**Prep Method:% Solids Analytical Method:SM 2540G**

Lab Number [Field ID]	Batch	Date
23J0797-01 [B-1]	B354728	10/11/23
23J0797-02 [B-2]	B354728	10/11/23
23J0797-03 [S-1]	B354728	10/11/23
23J0797-04 [S-2]	B354728	10/11/23
23J0797-05 [S-3]	B354728	10/11/23
23J0797-06 [S-4]	B354728	10/11/23
23J0797-07 [S-5]	B354728	10/11/23

Prep Method:SW-846 3050B Analytical Method:SW-846 6010D

Lab Number [Field ID]	Batch	Initial [g]	Final [mL]	Date
23J0797-01 [B-1]	B355067	1.58	50.0	10/13/23
23J0797-02 [B-2]	B355067	1.54	50.0	10/13/23
23J0797-03 [S-1]	B355067	1.51	50.0	10/13/23
23J0797-04 [S-2]	B355067	1.57	50.0	10/13/23
23J0797-05 [S-3]	B355067	1.57	50.0	10/13/23
23J0797-06 [S-4]	B355067	1.55	50.0	10/13/23
23J0797-07 [S-5]	B355067	1.57	50.0	10/13/23

Prep Method:SW-846 7471 Analytical Method:SW-846 7471B

Lab Number [Field ID]	Batch	Initial [g]	Final [mL]	Date
23J0797-01 [B-1]	B355086	0.584	50.0	10/13/23
23J0797-02 [B-2]	B355086	0.604	50.0	10/13/23
23J0797-03 [S-1]	B355086	0.614	50.0	10/13/23
23J0797-04 [S-2]	B355086	0.623	50.0	10/13/23
23J0797-05 [S-3]	B355086	0.589	50.0	10/13/23
23J0797-06 [S-4]	B355086	0.587	50.0	10/13/23
23J0797-07 [S-5]	B355086	0.600	50.0	10/13/23



39 Spruce Street * East Longmeadow, MA 01028 * FAX 413/525-6405 * TEL. 413/525-2332

QUALITY CONTROL

Metals Analyses (Total) - Quality Control

Analyte	Result	Reporting Limit	Units	Spike Level	Source Result	%REC	%REC Limits	RPD	RPD Limit	Notes
---------	--------	-----------------	-------	-------------	---------------	------	-------------	-----	-----------	-------

Batch B355067 - SW-846 3050B

Blank (B355067-BLK1)

Prepared: 10/13/23 Analyzed: 10/15/23

Aluminum	ND	16	mg/Kg wet							
Antimony	ND	1.6	mg/Kg wet							
Arsenic	ND	3.3	mg/Kg wet							
Barium	ND	1.6	mg/Kg wet							
Beryllium	ND	0.16	mg/Kg wet							
Boron	ND	3.3	mg/Kg wet							
Cadmium	ND	0.33	mg/Kg wet							
Calcium	ND	16	mg/Kg wet							
Chromium	ND	0.65	mg/Kg wet							
Cobalt	ND	1.6	mg/Kg wet							
Copper	ND	0.65	mg/Kg wet							
Iron	ND	16	mg/Kg wet							
Lead	ND	0.49	mg/Kg wet							
Magnesium	ND	16	mg/Kg wet							
Manganese	ND	0.33	mg/Kg wet							
Nickel	ND	0.65	mg/Kg wet							
Potassium	ND	160	mg/Kg wet							
Selenium	ND	3.3	mg/Kg wet							
Silver	ND	0.33	mg/Kg wet							
Sodium	ND	160	mg/Kg wet							
Thallium	ND	1.6	mg/Kg wet							
Tin	ND	3.3	mg/Kg wet							
Vanadium	ND	0.65	mg/Kg wet							
Zinc	ND	0.65	mg/Kg wet							

LCS (B355067-BS1)

Prepared: 10/13/23 Analyzed: 10/15/23

Aluminum	9480	50	mg/Kg wet	8630		110	51.8-148.3			
Antimony	121	5.0	mg/Kg wet	144		83.9	6.3-193.8			
Arsenic	167	10	mg/Kg wet	180		92.7	81.1-119.4			
Barium	370	5.0	mg/Kg wet	354		104	81.6-118.1			
Beryllium	154	0.50	mg/Kg wet	152		101	82.9-117.8			
Boron	221	10	mg/Kg wet	243		91.1	69.5-130.9			
Cadmium	102	1.0	mg/Kg wet	105		97.3	82.8-118.1			
Calcium	5320	50	mg/Kg wet	5340		99.6	81.6-118.5			
Chromium	232	2.0	mg/Kg wet	232		99.8	81.5-118.5			
Cobalt	161	5.0	mg/Kg wet	166		97.2	83.1-116.9			
Copper	124	2.0	mg/Kg wet	124		100	83.1-116.9			
Iron	8510	50	mg/Kg wet	8090		105	59-140.9			
Lead	138	1.5	mg/Kg wet	145		95.1	82.1-117.9			
Magnesium	2260	50	mg/Kg wet	2150		105	75.8-123.7			
Manganese	393	1.0	mg/Kg wet	412		95.4	81.3-118.7			
Nickel	107	2.0	mg/Kg wet	108		99.4	85.2-117.6			
Potassium	1940	500	mg/Kg wet	1730		112	71.7-128.9			
Selenium	90.3	10	mg/Kg wet	96.3		93.8	78.8-121.5			
Silver	51.5	1.0	mg/Kg wet	47.3		109	79.5-120.5			
Sodium	458	500	mg/Kg wet	462		99.2	73.4-126.6			
Thallium	158	5.0	mg/Kg wet	172		91.9	80.8-118.6			
Tin	93.2	10	mg/Kg wet	94.9		98.2	77.6-122.2			
Vanadium	125	2.0	mg/Kg wet	118		106	77.9-122			
Zinc	362	2.0	mg/Kg wet	369		98.0	80.2-120.1			



39 Spruce Street * East Longmeadow, MA 01028 * FAX 413/525-6405 * TEL. 413/525-2332

QUALITY CONTROL

Metals Analyses (Total) - Quality Control

Analyte	Result	Reporting Limit	Units	Spike Level	Source Result	%REC	%REC Limits	RPD	RPD Limit	Notes
---------	--------	-----------------	-------	-------------	---------------	------	-------------	-----	-----------	-------

Batch B355067 - SW-846 3050B

LCS Dup (B355067-BSD1)

Prepared: 10/13/23 Analyzed: 10/15/23

Aluminum	9380	50	mg/Kg wet	8630		109	51.8-148.3	1.02	30	
Antimony	121	5.0	mg/Kg wet	144		83.9	6.3-193.8	0.0617	30	
Arsenic	167	10	mg/Kg wet	180		92.8	81.1-119.4	0.174	30	
Barium	369	5.0	mg/Kg wet	354		104	81.6-118.1	0.232	20	
Beryllium	152	0.50	mg/Kg wet	152		100	82.9-117.8	0.847	30	
Boron	224	10	mg/Kg wet	243		92.0	69.5-130.9	0.976	30	
Cadmium	101	1.0	mg/Kg wet	105		95.8	82.8-118.1	1.56	20	
Calcium	5270	50	mg/Kg wet	5340		98.8	81.6-118.5	0.799	30	
Chromium	230	2.0	mg/Kg wet	232		99.3	81.5-118.5	0.510	30	
Cobalt	161	5.0	mg/Kg wet	166		97.1	83.1-116.9	0.129	20	
Copper	124	2.0	mg/Kg wet	124		100	83.1-116.9	0.0337	30	
Iron	8210	50	mg/Kg wet	8090		101	59-140.9	3.58	30	
Lead	139	1.5	mg/Kg wet	145		95.7	82.1-117.9	0.560	30	
Magnesium	2240	50	mg/Kg wet	2150		104	75.8-123.7	0.806	30	
Manganese	388	1.0	mg/Kg wet	412		94.2	81.3-118.7	1.34	30	
Nickel	108	2.0	mg/Kg wet	108		100	85.2-117.6	0.954	30	
Potassium	1920	500	mg/Kg wet	1730		111	71.7-128.9	0.756	30	
Selenium	89.9	10	mg/Kg wet	96.3		93.3	78.8-121.5	0.481	30	
Silver	51.3	1.0	mg/Kg wet	47.3		109	79.5-120.5	0.355	30	
Sodium	460	500	mg/Kg wet	462		99.6	73.4-126.6	0.404	30	
Thallium	155	5.0	mg/Kg wet	172		90.1	80.8-118.6	1.99	30	
Tin	94.2	10	mg/Kg wet	94.9		99.3	77.6-122.2	1.08	30	
Vanadium	123	2.0	mg/Kg wet	118		104	77.9-122	1.90	30	
Zinc	360	2.0	mg/Kg wet	369		97.7	80.2-120.1	0.345	30	

Duplicate (B355067-DUP1)

Source: 23J0797-01

Prepared: 10/13/23 Analyzed: 10/15/23

Aluminum	5930	19	mg/Kg dry		6340			6.82	35	
Antimony	ND	1.9	mg/Kg dry		ND			NC	35	
Arsenic	5.29	3.8	mg/Kg dry		6.70			23.6	35	
Barium	17.8	1.9	mg/Kg dry		19.6			9.88	35	
Beryllium	0.235	0.19	mg/Kg dry		0.245			4.44	35	
Boron	ND	3.8	mg/Kg dry		ND			NC	35	
Cadmium	ND	0.38	mg/Kg dry		ND			NC	35	
Calcium	1450	19	mg/Kg dry		2420			50.2 *	35	R-02
Chromium	6.39	0.76	mg/Kg dry		6.87			7.20	35	
Cobalt	ND	1.9	mg/Kg dry		ND			NC	35	
Copper	16.5	0.76	mg/Kg dry		19.1			14.6	35	
Iron	5260	19	mg/Kg dry		5790			9.61	35	
Lead	9.00	0.57	mg/Kg dry		10.6			16.7	35	
Magnesium	743	19	mg/Kg dry		1170			44.7 *	35	R-02
Manganese	61.5	0.38	mg/Kg dry		65.6			6.34	35	
Nickel	3.32	0.76	mg/Kg dry		3.33			0.274	35	
Potassium	334	190	mg/Kg dry		361			7.79	35	
Selenium	ND	3.8	mg/Kg dry		ND			NC	35	
Silver	0.547	0.38	mg/Kg dry		0.617			12.1	35	
Sodium	ND	190	mg/Kg dry		ND			NC	35	
Thallium	ND	1.9	mg/Kg dry		ND			NC	35	
Tin	ND	3.8	mg/Kg dry		ND			NC	35	
Vanadium	9.60	0.76	mg/Kg dry		10.2			6.38	35	
Zinc	16.3	0.76	mg/Kg dry		17.4			6.28	35	



39 Spruce Street * East Longmeadow, MA 01028 * FAX 413/525-6405 * TEL. 413/525-2332

QUALITY CONTROL

Metals Analyses (Total) - Quality Control

Analyte	Result	Reporting Limit	Units	Spike Level	Source Result	%REC	%REC Limits	RPD	RPD Limit	Notes
Batch B355067 - SW-846 3050B										
Matrix Spike (B355067-MS1)										
		Source: 23J0797-01			Prepared: 10/13/23 Analyzed: 10/15/23					
Aluminum	5770	19	mg/Kg dry	18.9	6340	-3060 *	75-125			MS-19
Antimony	8.60	1.9	mg/Kg dry	18.9	ND	45.5 *	75-125			MS-07
Arsenic	22.8	3.8	mg/Kg dry	18.9	6.70	85.2	75-125			
Barium	36.4	1.9	mg/Kg dry	18.9	19.6	88.8	75-125			
Beryllium	18.6	0.19	mg/Kg dry	18.9	0.245	97.3	75-125			
Boron	33.1	3.8	mg/Kg dry	37.8	2.07	82.1	75-125			
Cadmium	18.1	0.38	mg/Kg dry	18.9	ND	96.0	75-125			
Calcium	1570	19	mg/Kg dry	151	2420	-565 *	75-125			MS-19
Chromium	24.7	0.76	mg/Kg dry	18.9	6.87	94.5	75-125			
Cobalt	19.3	1.9	mg/Kg dry	18.9	1.18	95.7	75-125			
Copper	54.5	0.76	mg/Kg dry	37.8	19.1	93.6	75-125			
Iron	5210	19	mg/Kg dry	151	5790	-388 *	75-125			MS-19
Lead	27.2	0.57	mg/Kg dry	18.9	10.6	87.4	75-125			
Magnesium	873	19	mg/Kg dry	151	1170	-197 *	75-125			MS-19
Manganese	77.1	0.38	mg/Kg dry	18.9	65.6	61.2 *	75-125			MS-07
Nickel	21.3	0.76	mg/Kg dry	18.9	3.33	95.2	75-125			
Potassium	482	190	mg/Kg dry	151	361	80.1	75-125			
Selenium	16.8	3.8	mg/Kg dry	18.9	ND	88.7	75-125			
Silver	19.8	0.38	mg/Kg dry	18.9	0.617	101	75-125			
Sodium	165	190	mg/Kg dry	151	ND	109	75-125			
Thallium	17.1	1.9	mg/Kg dry	18.9	ND	90.3	75-125			
Tin	16.1	3.8	mg/Kg dry	18.9	ND	85.2	75-125			
Vanadium	28.7	0.76	mg/Kg dry	18.9	10.2	97.6	75-125			
Zinc	52.8	0.76	mg/Kg dry	37.8	17.4	93.8	75-125			
Reference (B355067-SRM1) MRL CHECK										
					Prepared: 10/13/23 Analyzed: 10/15/23					
Lead	0.473	0.50	mg/Kg wet	0.495		95.5	80-120			
Batch B355086 - SW-846 7471										
Blank (B355086-BLK1)										
					Prepared: 10/13/23 Analyzed: 10/16/23					
Mercury	ND	0.026	mg/Kg wet							
LCS (B355086-BS1)										
					Prepared: 10/13/23 Analyzed: 10/16/23					
Mercury	11.3	1.9	mg/Kg wet	10.3		110	55-143.7			
LCS Dup (B355086-BSD1)										
					Prepared: 10/13/23 Analyzed: 10/16/23					
Mercury	10.6	1.8	mg/Kg wet	10.3		103	55-143.7	6.53	20	



39 Spruce Street * East Longmeadow, MA 01028 * FAX 413/525-6405 * TEL. 413/525-2332

QUALITY CONTROL

Conventional Chemistry Parameters by EPA/APHA/SW-846 Methods (Total) - Quality Control

Analyte	Result	Reporting Limit	Units	Spike Level	Source Result	%REC	%REC Limits	RPD	RPD Limit	Notes
---------	--------	-----------------	-------	-------------	---------------	------	-------------	-----	-----------	-------

Batch B354728 - % Solids

Duplicate (B354728-DUP3)

Source: 23J0797-01

Prepared & Analyzed: 10/11/23

% Solids	83.1		% Wt		83.8			0.837	10	
----------	------	--	------	--	------	--	--	-------	----	--

39 Spruce Street * East Longmeadow, MA 01028 * FAX 413/525-6405 * TEL. 413/525-2332

FLAG/QUALIFIER SUMMARY

*	QC result is outside of established limits.
†	Wide recovery limits established for difficult compound.
‡	Wide RPD limits established for difficult compound.
#	Data exceeded client recommended or regulatory level
ND	Not Detected
RL	Reporting Limit is at the level of quantitation (LOQ)
DL	Detection Limit is the lower limit of detection determined by the MDL study
MCL	Maximum Contaminant Level
	Percent recoveries and relative percent differences (RPDs) are determined by the software using values in the calculation which have not been rounded.
	No results have been blank subtracted unless specified in the case narrative section.
MS-07	Matrix spike recovery is outside of control limits. Analysis is in control based on laboratory fortified blank recovery. Possibility of sample matrix effects that lead to low bias for reported result or non-homogeneous sample aliquot cannot be eliminated.
MS-19	Sample to spike ratio is greater than or equal to 4:1. Spiked amount is not representative of the native amount in the sample. Appropriate or meaningful recoveries cannot be calculated.
R-02	Duplicate RPD is outside of control limits. Outlier can be attributed to sample non-homogeneity encountered during sample prep.

39 Spruce Street * East Longmeadow, MA 01028 * FAX 413/525-6405 * TEL. 413/525-2332

CERTIFICATIONS**Certified Analyses included in this Report**

Analyte	Certifications
<i>SW-846 6010D in Soil</i>	
Aluminum	CT,NH,NY,ME,VA,NC
Antimony	CT,NH,NY,ME,VA,NC
Arsenic	CT,NH,NY,ME,VA,NC
Barium	CT,NH,NY,ME,VA,NC
Beryllium	CT,NH,NY,ME,VA,NC
Boron	CT,NH,NY,ME,VA,NC
Cadmium	CT,NH,NY,ME,VA,NC
Calcium	CT,NH,NY,ME,VA,NC
Chromium	CT,NH,NY,ME,VA,NC
Cobalt	CT,NH,NY,ME,VA,NC
Copper	CT,NH,NY,ME,VA,NC
Iron	CT,NH,NY,ME,VA,NC
Lead	CT,NH,NY,AIHA,ME,VA,NC
Magnesium	CT,NH,NY,ME,VA,NC
Manganese	CT,NH,NY,ME,VA,NC
Nickel	CT,NH,NY,ME,VA,NC
Potassium	CT,NH,NY,ME,VA,NC
Selenium	CT,NH,NY,ME,VA,NC
Silver	CT,NH,NY,ME,VA,NC
Sodium	CT,NH,NY,ME,VA,NC
Thallium	CT,NH,NY,ME,VA,NC
Tin	CT,NH,NY,ME,VA,NC
Vanadium	CT,NH,NY,ME,VA,NC
Zinc	CT,NH,NY,ME,VA,NC
<i>SW-846 6010D in Water</i>	
Aluminum	CT,NH,NY,ME,VA,NC
Antimony	CT,NH,NY,ME,VA,NC
Arsenic	CT,NH,NY,ME,VA,RI,NC
Barium	CT,NH,NY,ME,VA,NC
Beryllium	CT,NH,NY,ME,VA,NC
Cadmium	CT,NH,NY,ME,VA,NC
Calcium	CT,NH,NY,ME,VA,NC
Chromium	CT,NH,NY,ME,VA,NC
Cobalt	CT,NH,NY,ME,VA,NC
Copper	CT,NH,NY,ME,VA,NC
Iron	CT,NH,NY,ME,VA,NC
Lead	CT,NH,NY,ME,VA,NC
Magnesium	CT,NH,NY,ME,VA,NC
Manganese	CT,NH,NY,ME,VA,NC
Nickel	CT,NH,NY,ME,VA,NC
Potassium	CT,NH,NY,ME,VA,NC
Selenium	CT,NH,NY,ME,VA,NC
Silver	CT,NH,NY,ME,VA,NC
Sodium	CT,NH,NY,ME,VA,NC
Thallium	CT,NH,NY,VA,NC
Tin	CT,NH,NY,ME,VA,NC



39 Spruce Street * East Longmeadow, MA 01028 * FAX 413/525-6405 * TEL. 413/525-2332

CERTIFICATIONS

Certified Analyses included in this Report

Analyte	Certifications
SW-846 6010D in Water	
Vanadium	CT,NH,NY,ME,VA,NC
Zinc	CT,NH,NY,ME,VA,NC
Boron	CT,NH,NY,ME,VA,NC

SW-846 7471B in Soil

Mercury	CT,NH,NY,NC,ME,VA
---------	-------------------

Con-Test, a Pace Environmental Laboratory, operates under the following certifications and accreditations:

Code	Description	Number	Expires
AIHA	AIHA-LAP, LLC - ISO 17025:2017	100033	03/1/2024
CT	Connecticut Department of Public Health	PH-0821	12/31/2024
NY	New York State Department of Health	10899 NELAP	04/1/2024
NH	New Hampshire Environmental Lab	2516 NELAP	02/5/2024
RI	Rhode Island Department of Health	LAO00373	12/30/2023
NC	North Carolina Div. of Water Quality	652	12/31/2023
ME	State of Maine	MA00100	06/9/2025
VA	Commonwealth of Virginia	460217	12/14/2023

CHAIN-OF-CUSTODY Analytical Request Document

Chain-of-Custody is a LEGAL DOCUMENT - Complete all relevant fields
Billing Information: See below

Company: Next Era Energy
Address: 700 Universe Blvd., Juno Beach, FL 33408
Report To: Andrew Petric
Copy To: Andrew Petric
Email To: andrew.petric@nexteraenergy.com
Site Collection Info/Address:

Customer Project Name/Number: East Hampton BESS
Phone: 561-307-7610
Site/Facility ID #: NYDEC Spill # 2301712
Purchase Order #: Andrew Petric
Quote #: Andrew Petric
Turnaround Date Required: Standard

State: MI East Hampton
County/City: East Hampton
Time Zone Collected: ET
Compliance Monitoring? [] Yes [X] No
DW PWS ID #: N/A
DW Location Code: N/A
Immediately Packed on Ice: [X] Yes [] No
Field Filtered (if applicable): [] Yes [] No
Analysis: N/A

Sample Disposal: [] Dispose as appropriate [] Return [] Archive [] Hold
Rush: [] Same Day [] Next Day [] 2 Day [] 3 Day [] 4 Day [] 5 Day (Expedite Charges Apply)
* Matrix Codes (Insert in Matrix box below): Drinking Water (DW), Ground Water (GW), Wastewater (WW), Product (P), Soil/Solid (SL), Oil (OL), Wipe (WP), Air (AR), Tissue (TS), Bioassay (B), Vapor (V), Other (OT)

Customer Sample ID	Matrix *	Comp / Grab	Collected for		Composite End Date	Time	Res CI	# of Ctns
			Date	Time				
B-1	SL		10.4.23	0935	10.4.23	0936		
B-2				0941		0942		
S-1				0954		0955		
S-2				1004		1005		
S-3				1011		1012		
S-4				1019		1020		
S-5				1025		1026		

Customer Remarks / Special Conditions / Possible Hazards:
- For Billing Info, see Yvette Prieto, Face Labs, Oldsmar, FL (813) - 776 - 2197

Type of Ice Used: Wet
Packing Material Used:
Radchem sample(s) screened (<500 cpm): Y N NA
Received by/Company: (Signature) Date/Time: 10/14/23 18:00
Received by/Company: (Signature) Date/Time: 10/14/23 18:00
Received by/Company: (Signature) Date/Time: 10/14/23 20:30
Received by/Company: (Signature) Date/Time: 10/15/23 01:30

LAB USE ONLY - Affix Workorder/Login Label Here or List Pace Workorder Number or MTJL Log-in Number Here
* Samples must be analyzed by a NYDEC certified lab.
ALL SHADED AREAS are for LAB USE ONLY
Lab Project Manager: TF


Container Preservative Type **
** Preservative Types: (1) nitric acid, (2) sulfuric acid, (3) hydrochloric acid, (4) sodium hydroxide, (5) zinc acetate, (6) methanol, (7) sodium bisulfate, (8) sodium thiosulfate, (9) hexane, (A) ascorbic acid, (B) ammonium sulfate, (C) ammonium hydroxide, (D) TSP, (U) Unpreserved, (O) Other

Analyses	Res	CI	# of Ctns
Aluminum, Antimony, Arsenic, Barium, Beryllium, Boron, Cadmium, Calcium, Chromium, Cobalt, Copper, Iron, Lead, Magnesium, Manganese, Mercury, Nickel, Potassium, Selenium, Silver, Sodium, Thallium, Vanadium, Zinc	X	X	X
Lithium	X	X	X

Lab Profile/Line:
Lab Sample Receipt Checklist:
Custody seals Present/Intact: Y N NA
Collector Signatures Present: Y N NA
Bottles Intact: Y N NA
Correct Bottles: Y N NA
Sufficient Volume: Y N NA
Samples Received on Ice: Y N NA
VOA - Headspace Acceptable: Y N NA
USDA Regulated Soils: Y N NA
Samples in Holding Time: Y N NA
Residual Chlorine Present: Y N NA
Cl Strips: Y N NA
Sample pH Acceptable: Y N NA
pH Strips: Y N NA
Sulfide Present: Y N NA
Lead Acetate Strips: Y N NA
LAB USE ONLY:
Lab Sample # / Comments:

Lab Sample Temperature Info:
Temp Blank Received: Y N NA
Therm ID#: 2306797
Cooler 1 Temp Upon Receipt: 2.8 °C
Cooler 1 Therm Corr. Factor: 0.2 °C
Cooler 1 Corrected Temp: 3.0 °C
Comments:

Trip Blank Received: Y N NA
HCL MeOH TSP Other
Non Conformance(s): YES / NO Page: of

	DC#_Title: ENV-FRM-ELON-0001 v07_Sample Receiving Checklist
	Effective Date: 07/13/2023

Log In Back-Sheet

Client NHT Energy

Project East Hampton BESS

MCP/RCP Required N/A

Deliverable Package Requirement N/A

Location East Hampton, NY

PWSID# (When Applicable) N/A

Arrival Method:
 Courier Fed Ex Walk In Other

Received By / Date / Time AM 10/5/23 945

Back-Sheet By / Date / Time LA 10/5/23 1335

Temperature Method gun # 5

Temp 6.5°C Actual Temperature 2.1

Rush Samples: Yes / No Notify

Short Hold: Yes / No Notify


Login Sample Receipt Checklist – (Rejection Criteria Listing – Using Acceptance Policy) Any False statement will be brought to the attention of the Client – True or False

	True	False
Received on Ice	<input checked="" type="checkbox"/>	<input type="checkbox"/>
Received in Cooler	<input checked="" type="checkbox"/>	<input type="checkbox"/>
Custody Seal: DATE TIME	<input type="checkbox"/>	<input checked="" type="checkbox"/>
COC Relinquished	<input checked="" type="checkbox"/>	<input type="checkbox"/>
COC/Samples Labels Agree	<input type="checkbox"/>	<input type="checkbox"/>
All Samples in Good Condition	<input checked="" type="checkbox"/>	<input type="checkbox"/>
Samples Received within Holding Time	<input checked="" type="checkbox"/>	<input type="checkbox"/>
Is there enough Volume	<input type="checkbox"/>	<input type="checkbox"/>
Proper Media/Container Used	<input checked="" type="checkbox"/>	<input type="checkbox"/>
Splitting Samples Required	<input type="checkbox"/>	<input checked="" type="checkbox"/>
MS/MSD	<input type="checkbox"/>	<input checked="" type="checkbox"/>
Trip Blanks	<input type="checkbox"/>	<input checked="" type="checkbox"/>
Lab to Filters	<input checked="" type="checkbox"/>	<input checked="" type="checkbox"/>
COC Legible	<input checked="" type="checkbox"/>	<input type="checkbox"/>
COC Included: (Check all included)		
Client <input checked="" type="checkbox"/> Analysis <input checked="" type="checkbox"/> Sampler Name <input checked="" type="checkbox"/>		
Project <input checked="" type="checkbox"/> IDs <input checked="" type="checkbox"/> Collection Date/Time <input checked="" type="checkbox"/>		
All Samples Proper pH: <u>N/A</u>	<input type="checkbox"/>	<input type="checkbox"/>

Notes regarding Samples/COC outside of SOP:

Additional Container Notes

Note: West Virginia requires all samples to have their temperature taken. Note any outliers.

	DC#_ Title: ENV-FRM-ELON-0001 v07_Sample Receiving Checklist
	Effective Date: 07/13/2023

		Sample	
20			
19			
18			
17			
16			
15			
14			
13			
12			
11			
10			
9			
8			
7			
6			
5			
4			
3			
2			
1			
		16oz Amb/Clear	Soils Jars (Circle Amb/Clear)
		8oz Amb/Clear	
		4oz Amb/Clear	
		2oz Amb/Clear	
		Unpreserved	Ambers 1 Liter
		HCL	
		Sulfuric	
		Sulfuric	
		Phosphoric	Ambers 250ml
		HCl	
		Unpreserved	
		Unpreserved	
		Sulfuric	Ambers 100ml
		Sulfuric	
		Unpreserved	
		Unpreserved	
		Trizma	Plastics 1 Liter
		Sulfuric	
		Nitric	
		NaOH	
		Ammonium Acetate	Plastics 500ml
		NaOH/Zinc	
		Unpreserved	
		HCl	
		MeOH	VOA Vials
		D.I. Water	
		BiSulfate	
		Col/Bact	
			Other / Fill in

Metal	Unit	SCO (Unrestricted)	SCO (Residential)	SCO (Commercial)	EPA RSL (Residential)	EPA RSL (Residential)	Sample B1	Sample B2	Sample S1	Sample S2	Sample S3	Sample S4	Sample S5
Aluminum	mg/kg dry	N/A	N/A	N/A	7700	100000	5670	5420	5340	4590	6390	4980	4590
Antimony	mg/kg dry	N/A	N/A	N/A	31	31	ND	ND	ND	ND	ND	ND	ND
Arsenic	mg/kg dry	13	16	16	N/A	N/A	4.13	2.36	2.55	4.56	5.79	3.88	5.17
Barium	mg/kg dry	350	350	400	N/A	N/A	17.3	11.1	10.4	21.3	16.9	15.7	13.6
Beryllium	mg/kg dry	7.2	14	590	N/A	N/A	ND	ND	ND	ND	ND	ND	ND
Boron	mg/kg dry	N/A	N/A	N/A	16000	230000	1.81	0.689	0.767	1.38	0.972	1.28	0.866
Cadmium	mg/kg dry	2.5	2.5	9.3	N/A	N/A	ND	ND	ND	ND	ND	ND	ND
Calcium	mg/kg dry	N/A	N/A	N/A	N/A	N/A	1200	340	411	7940	1310	1510	663
Chromium	mg/kg dry	1	22	400	N/A	N/A	5.68	4.35	4.01	10.7	7.24	5.18	6.80
Cobalt	mg/kg dry	N/A	30	N/A	N/A	N/A	1.62	1.04	0.906	1.73	2.46	1.53	1.95
Copper	mg/kg dry	50	270	270	N/A	N/A	14.1	2.88	4.86	6.85	13.3	5.67	12.1
Iron	mg/kg dry	N/A	2000	N/A	N/A	N/A	4860	4100	3980	5080	5830	4640	5260
Lead	mg/kg dry	63	400	1000	N/A	N/A	11.0	11.7	6.83	11.5	9.26	14.3	10.3
Lithium	mg/kg	N/A	N/A	N/A	N/A	N/A	ND	ND	ND	ND	ND	ND	ND
Magnesium	mg/kg dry	N/A	N/A	N/A	N/A	N/A	651	366	374	1220	946	697	826
Manganese	mg/kg dry	1600	2000	10000	N/A	N/A	61.6	54.3	46.7	66.4	62.9	71.4	51.0
Mercury	mg/kg dry	0.18	0.81	2.8	N/A	N/A	0.0397	0.0392	0.0332	0.0414	ND	0.0577	ND
Nickel	mg/kg dry	30	140	310	N/A	N/A	3.70	3.17	2.67	4.97	5.04	3.51	5.07
Potassium	mg/kg dry	N/A	N/A	N/A	N/A	N/A	295	172	241	348	364	328	285
Selenium	mg/kg dry	3.9	36	1500	N/A	N/A	ND	ND	ND	ND	ND	ND	ND
Silver	mg/kg dry	2	36	1500	N/A	N/A	ND	ND	ND	ND	ND	ND	ND
Sodium	mg/kg dry	N/A	N/A	N/A	N/A	N/A	ND	ND	ND	ND	ND	49.3	ND
Thallium	mg/kg dry	N/A	N/A	N/A	0.78	120	ND	ND	ND	ND	ND	ND	ND
Tin	mg/kg dry	N/A	N/A	N/A	47000	700000	1.44	0.392	0.239	0.516	0.369	0.363	0.372
Vanadium	mg/kg dry	N/A	100	N/A	N/A	N/A	8.72	7.23	6.73	9.24	11.1	8.60	9.06
Zinc	mg/kg dry	109	2200	10000	N/A	N/A	14.7	9.84	8.07	17.9	15.7	14.9	13.3



Technical Report

prepared for:

National Grid
175 E. Old Country Road
Hicksville NY, 11801
Attention: Joseph Barbera

Report Date: 10/20/2023
Client Project ID: EHAMPIC_SOIL_7584
York Project (SDG) No.: 23J0613

CT Cert. No. PH-0723

New Jersey Cert. No. CT005 and NY037



New York Cert. Nos. 10854 and 12058

PA Cert. No. 68-04440

120 RESEARCH DRIVE
www.YORKLAB.com

STRATFORD, CT 06615
(203) 325-1371

132-02 89th AVENUE
FAX (203) 357-0166

RICHMOND HILL, NY 11418
ClientServices@yorklab.com

National Grid
175 E. Old Country Road
Hicksville NY, 11801
Attention: Joseph Barbera

Purpose and Results

This report contains the analytical data for the sample(s) identified on the attached chain-of-custody received in our laboratory on October 06, 2023 and listed below. The project was identified as your project: **EHAMPIC_SOIL_7584**.

The analyses were conducted utilizing appropriate EPA, Standard Methods, and ASTM methods as detailed in the data summary tables.

All samples were received in proper condition meeting the customary acceptance requirements for environmental samples except those indicated under the Sample and Analysis Qualifiers section of this report.

All analyses met the method and laboratory standard operating procedure requirements except as indicated by any data flags, the meaning of which are explained in the Sample and Data Qualifiers Relating to This Work Order section of this report and case narrative if applicable.

The results of the analyses, which are all reported on dry weight basis (soils) unless otherwise noted, are detailed in the following pages.

Please contact Client Services at 203.325.1371 with any questions regarding this report.

<u>York Sample ID</u>	<u>Client Sample ID</u>	<u>Matrix</u>	<u>Date Collected</u>	<u>Date Received</u>
23J0613-01	70641 B1	Soil	10/04/2023	10/06/2023
23J0613-02	70642 B2	Soil	10/04/2023	10/06/2023
23J0613-03	70643 S1	Soil	10/04/2023	10/06/2023
23J0613-04	70644 S2	Soil	10/04/2023	10/06/2023
23J0613-05	70645 S3	Soil	10/04/2023	10/06/2023
23J0613-06	70646 S4	Soil	10/04/2023	10/06/2023
23J0613-07	70647 S5	Soil	10/04/2023	10/06/2023

General Notes for York Project (SDG) No.: 23J0613

1. The RLs and RDLs (Reporting Limit, and Method Detection Limit, respectively) reported are adjusted to any dilution necessary due to the levels of target and/or non-target analytes and matrix interference. The RL(REPORTING LIMIT) is based upon the lowest standard utilized for the calibration where applicable.
2. Samples are retained for a period of thirty days after submittal of report, unless other arrangements are made.
3. York's liability for the above data is limited to the dollar value paid to York for the referenced project.
4. This report shall not be reproduced without the written approval of York Analytical Laboratories, Inc.
5. All analyses conducted met method or Laboratory SOP requirements. See the Sample and Data Qualifiers Section for further information.
6. It is noted that no analyses reported herein were subcontracted to another laboratory, unless noted in the report.
7. This report reflects results that relate only to the samples submitted on the attached chain-of-custody form(s) received by York.
8. Analyses conducted at York Analytical Laboratories, Inc. Stratford, CT are indicated by NY Cert. No. 10854; those conducted at York Analytical Laboratories, Inc., Richmond Hill, NY are indicated by NY Cert. No. 12058.

Approved By: 

Cassie L. Mosher
Laboratory Manager

Date: 10/20/2023





Sample Information

Client Sample ID: 70641 B1

York Sample ID: 23J0613-01

York Project (SDG) No.	Client Project ID	Matrix	Collection Date/Time	Date Received
23J0613	EHAMPIC_SOIL_7584	Soil	October 4, 2023 9:35 am	10/06/2023

Analyzed by: Long Island Analytical Laboratories, Inc.

Lithium by EPA 6010

Log-in Notes:

Sample Notes:

Sample Prepared by Method: EPA 3050B

CAS No.	Parameter	Result	Flag	Units	Reported to LOQ	Dilution	Reference Method	Date/Time Prepared	Date/Time Analyzed	Analyst
7439-93-2	Lithium	ND		mg/kg	17.6	1	EPA 6010D Certifications:	10/19/2023 00:00	10/19/2023 00:00	

Metals, Target Analyte

Log-in Notes:

Sample Notes:

Sample Prepared by Method: EPA 3050B

CAS No.	Parameter	Result	Flag	Units	Reported to LOQ	Dilution	Reference Method	Date/Time Prepared	Date/Time Analyzed	Analyst
7429-90-5	Aluminum	5670		mg/kg dry	4.90	1	EPA 6010D Certifications: CTDOH-PH-0723,NELAC-NY10854,NJDEP-CT005,PADEP-68-04	10/13/2023 19:33	10/18/2023 15:39	CEG
7440-36-0	Antimony	ND	M-CCV 1	mg/kg dry	2.45	1	EPA 6010D Certifications: CTDOH-PH-0723,NELAC-NY10854,NJDEP-CT005,PADEP-68-04	10/13/2023 19:33	10/18/2023 15:39	CEG
7440-38-2	Arsenic	4.13		mg/kg dry	1.47	1	EPA 6010D Certifications: CTDOH-PH-0723,NELAC-NY10854,NJDEP-CT005,PADEP-68-04	10/13/2023 19:33	10/18/2023 15:39	CEG
7440-39-3	Barium	17.3		mg/kg dry	2.45	1	EPA 6010D Certifications: CTDOH-PH-0723,NELAC-NY10854,NJDEP-CT005,PADEP-68-04	10/13/2023 19:33	10/18/2023 15:39	CEG
7440-41-7	Beryllium	ND		mg/kg dry	0.049	1	EPA 6010D Certifications: CTDOH-PH-0723,NELAC-NY10854,NJDEP-CT005,PADEP-68-04	10/13/2023 19:33	10/18/2023 15:39	CEG
7440-43-9	Cadmium	ND		mg/kg dry	0.294	1	EPA 6010D Certifications: CTDOH-PH-0723,NELAC-NY10854,NJDEP-CT005,PADEP-68-04	10/13/2023 19:33	10/18/2023 15:39	CEG
7440-70-2	Calcium	1200		mg/kg dry	4.90	1	EPA 6010D Certifications: CTDOH-PH-0723,NELAC-NY10854,NJDEP-CT005,PADEP-68-04	10/13/2023 19:33	10/18/2023 15:39	CEG
7440-47-3	Chromium	5.68		mg/kg dry	0.491	1	EPA 6010D Certifications: CTDOH-PH-0723,NELAC-NY10854,NJDEP-CT005,PADEP-68-04	10/13/2023 19:33	10/18/2023 15:39	CEG
7440-48-4	Cobalt	1.62		mg/kg dry	0.392	1	EPA 6010D Certifications: CTDOH-PH-0723,NELAC-NY10854,NJDEP-CT005,PADEP-68-04	10/13/2023 19:33	10/18/2023 15:39	CEG
7440-50-8	Copper	14.1		mg/kg dry	1.96	1	EPA 6010D Certifications: CTDOH-PH-0723,NELAC-NY10854,NJDEP-CT005,PADEP-68-04	10/13/2023 19:33	10/18/2023 15:39	CEG
7439-89-6	Iron	4860		mg/kg dry	24.5	1	EPA 6010D Certifications: CTDOH-PH-0723,NELAC-NY10854,NJDEP-CT005,PADEP-68-04	10/13/2023 19:33	10/18/2023 15:39	CEG
7439-92-1	Lead	11.0		mg/kg dry	0.491	1	EPA 6010D Certifications: CTDOH-PH-0723,NELAC-NY10854,NJDEP-CT005,PADEP-68-04	10/13/2023 19:33	10/18/2023 15:39	CEG
7439-95-4	Magnesium	651		mg/kg dry	4.91	1	EPA 6010D Certifications: CTDOH-PH-0723,NELAC-NY10854,NJDEP-CT005,PADEP-68-04	10/13/2023 19:33	10/18/2023 15:39	CEG
7439-96-5	Manganese	61.6		mg/kg dry	0.491	1	EPA 6010D Certifications: CTDOH-PH-0723,NELAC-NY10854,NJDEP-CT005,PADEP-68-04	10/13/2023 19:33	10/18/2023 15:39	CEG
7440-02-0	Nickel	3.70		mg/kg dry	0.977	1	EPA 6010D Certifications: CTDOH-PH-0723,NELAC-NY10854,NJDEP-CT005,PADEP-68-04	10/13/2023 19:33	10/18/2023 15:39	CEG



Sample Information

Client Sample ID: 70641 B1

York Sample ID: 23J0613-01

<u>York Project (SDG) No.</u> 23J0613	<u>Client Project ID</u> EHAMPIC_SOIL_7584	<u>Matrix</u> Soil	<u>Collection Date/Time</u> October 4, 2023 9:35 am	<u>Date Received</u> 10/06/2023
--	---	-----------------------	--	------------------------------------

Metals, Target Analyte

Log-in Notes:

Sample Notes:

Sample Prepared by Method: EPA 3050B

CAS No.	Parameter	Result	Flag	Units	Reported to LOQ	Dilution	Reference Method	Date/Time Prepared	Date/Time Analyzed	Analyst
7440-09-7	Potassium	295		mg/kg dry	4.91	1	EPA 6010D Certifications: CTDOH-PH-0723,NELAC-NY10854,NJDEP-CT005,PADEP-68-04	10/13/2023 19:33	10/18/2023 15:39	CEG
7782-49-2	Selenium	ND		mg/kg dry	2.45	1	EPA 6010D Certifications: CTDOH-PH-0723,NELAC-NY10854,NJDEP-CT005,PADEP-68-04	10/13/2023 19:33	10/18/2023 15:39	CEG
7440-22-4	Silver	ND		mg/kg dry	0.494	1	EPA 6010D Certifications: CTDOH-PH-0723,NELAC-NY10854,NJDEP-CT005,PADEP-68-04	10/13/2023 19:33	10/18/2023 15:39	CEG
7440-23-5	Sodium	ND		mg/kg dry	49.0	1	EPA 6010D Certifications: CTDOH-PH-0723,NELAC-NY10854,NJDEP-CT005,PADEP-68-04	10/13/2023 19:33	10/18/2023 15:39	CEG
7440-28-0	Thallium	ND		mg/kg dry	2.45	1	EPA 6010D Certifications: CTDOH-PH-0723,NELAC-NY10854,NJDEP-CT005,PADEP-68-04	10/13/2023 19:33	10/18/2023 15:39	CEG
7440-62-2	Vanadium	8.72		mg/kg dry	0.977	1	EPA 6010D Certifications: CTDOH-PH-0723,NELAC-NY10854,NJDEP-CT005,PADEP-68-04	10/13/2023 19:33	10/18/2023 15:39	CEG
7440-66-6	Zinc	14.7		mg/kg dry	2.44	1	EPA 6010D Certifications: CTDOH-PH-0723,NELAC-NY10854,NJDEP-CT005,PADEP-68-04	10/13/2023 19:33	10/18/2023 15:39	CEG

Boron by EPA 6020

Log-in Notes:

Sample Notes:

Sample Prepared by Method: EPA 3050B

CAS No.	Parameter	Result	Flag	Units	Reported to LOQ	Dilution	Reference Method	Date/Time Prepared	Date/Time Analyzed	Analyst
7440-42-8	* Boron	1.81	B	mg/kg dry	0.098	1	EPA 6020B Certifications: CTDOH-PH-0723	10/13/2023 19:38	10/17/2023 11:55	cw

Tin by EPA 6020

Log-in Notes:

Sample Notes:

Sample Prepared by Method: EPA 3050B

CAS No.	Parameter	Result	Flag	Units	Reported to LOQ	Dilution	Reference Method	Date/Time Prepared	Date/Time Analyzed	Analyst
7440-31-5	Tin	1.44		mg/kg dry	0.100	1	EPA 6020B Certifications: CTDOH-PH-0723,NELAC-NY10854,NJDEP-CT005,PADEP-68-04	10/13/2023 19:38	10/17/2023 11:55	cw

Mercury by 7473

Log-in Notes:

Sample Notes:

Sample Prepared by Method: EPA 7473 soil

CAS No.	Parameter	Result	Flag	Units	Reported to LOQ	Dilution	Reference Method	Date/Time Prepared	Date/Time Analyzed	Analyst
7439-97-6	Mercury	0.0397		mg/kg dry	0.0353	1	EPA 7473 Certifications: CTDOH-PH-0723,NJDEP-CT005,NELAC-NY10854,PADEP-68-04	10/18/2023 15:48	10/18/2023 22:03	AGNR

Total Solids

Log-in Notes:

Sample Notes:

Sample Prepared by Method: % Solids Prep

CAS No.	Parameter	Result	Flag	Units	Reported to LOQ	Dilution	Reference Method	Date/Time Prepared	Date/Time Analyzed	Analyst
---------	-----------	--------	------	-------	-----------------	----------	------------------	--------------------	--------------------	---------



Sample Information

Client Sample ID: 70641 B1					York Sample ID: 23J0613-01
<u>York Project (SDG) No.</u> 23J0613	<u>Client Project ID</u> EHAMPIC_SOIL_7584	<u>Matrix</u> Soil	<u>Collection Date/Time</u> October 4, 2023 9:35 am	<u>Date Received</u> 10/06/2023	

Total Solids

Log-in Notes:

Sample Notes:

Sample Prepared by Method: % Solids Prep

CAS No.	Parameter	Result	Flag	Units	Reported to LOQ	Dilution	Reference Method	Date/Time Prepared	Date/Time Analyzed	Analyst
solids	* % Solids	85.0		%	0.100	1	SM 2540G Certifications: CTDOH-PH-0723	10/12/2023 07:47	10/12/2023 15:56	sgs

Sample Information

Client Sample ID: 70642 B2					York Sample ID: 23J0613-02
<u>York Project (SDG) No.</u> 23J0613	<u>Client Project ID</u> EHAMPIC_SOIL_7584	<u>Matrix</u> Soil	<u>Collection Date/Time</u> October 4, 2023 9:41 am	<u>Date Received</u> 10/06/2023	

Analyzed by: Long Island Analytical Laboratories, Inc.

Lithium by EPA 6010

Log-in Notes:

Sample Notes:

Sample Prepared by Method: EPA 3050B

CAS No.	Parameter	Result	Flag	Units	Reported to LOQ	Dilution	Reference Method	Date/Time Prepared	Date/Time Analyzed	Analyst
7439-93-2	Lithium	ND		mg/kg	16.2	1	EPA 6010D Certifications:	10/19/2023 00:00	10/19/2023 00:00	

Metals, Target Analyte

Log-in Notes:

Sample Notes:

Sample Prepared by Method: EPA 3050B

CAS No.	Parameter	Result	Flag	Units	Reported to LOQ	Dilution	Reference Method	Date/Time Prepared	Date/Time Analyzed	Analyst
7429-90-5	Aluminum	5420		mg/kg dry	4.57	1	EPA 6010D Certifications: CTDOH-PH-0723,NELAC-NY10854,NJDEP-CT005,PADEP-68-04	10/13/2023 19:33	10/18/2023 15:42	CEG
7440-36-0	Antimony	ND	M-CCV 1	mg/kg dry	2.28	1	EPA 6010D Certifications: CTDOH-PH-0723,NELAC-NY10854,NJDEP-CT005,PADEP-68-04	10/13/2023 19:33	10/18/2023 15:42	CEG
7440-38-2	Arsenic	2.36		mg/kg dry	1.37	1	EPA 6010D Certifications: CTDOH-PH-0723,NELAC-NY10854,NJDEP-CT005,PADEP-68-04	10/13/2023 19:33	10/18/2023 15:42	CEG
7440-39-3	Barium	11.1		mg/kg dry	2.28	1	EPA 6010D Certifications: CTDOH-PH-0723,NELAC-NY10854,NJDEP-CT005,PADEP-68-04	10/13/2023 19:33	10/18/2023 15:42	CEG
7440-41-7	Beryllium	ND		mg/kg dry	0.046	1	EPA 6010D Certifications: CTDOH-PH-0723,NELAC-NY10854,NJDEP-CT005,PADEP-68-04	10/13/2023 19:33	10/18/2023 15:42	CEG
7440-43-9	Cadmium	ND		mg/kg dry	0.274	1	EPA 6010D Certifications: CTDOH-PH-0723,NELAC-NY10854,NJDEP-CT005,PADEP-68-04	10/13/2023 19:33	10/18/2023 15:42	CEG
7440-70-2	Calcium	340		mg/kg dry	4.57	1	EPA 6010D Certifications: CTDOH-PH-0723,NELAC-NY10854,NJDEP-CT005,PADEP-68-04	10/13/2023 19:33	10/18/2023 15:42	CEG
7440-47-3	Chromium	4.35		mg/kg dry	0.457	1	EPA 6010D Certifications: CTDOH-PH-0723,NELAC-NY10854,NJDEP-CT005,PADEP-68-04	10/13/2023 19:33	10/18/2023 15:42	CEG



Sample Information

Client Sample ID: 70642 B2

York Sample ID: 23J0613-02

<u>York Project (SDG) No.</u> 23J0613	<u>Client Project ID</u> EHAMPIC_SOIL_7584	<u>Matrix</u> Soil	<u>Collection Date/Time</u> October 4, 2023 9:41 am	<u>Date Received</u> 10/06/2023
--	---	-----------------------	--	------------------------------------

Metals, Target Analyte

Log-in Notes:

Sample Notes:

Sample Prepared by Method: EPA 3050B

CAS No.	Parameter	Result	Flag	Units	Reported to LOQ	Dilution	Reference Method	Date/Time Prepared	Date/Time Analyzed	Analyst
7440-48-4	Cobalt	1.04		mg/kg dry	0.365	1	EPA 6010D Certifications: CTDOH-PH-0723,NELAC-NY10854,NJDEP-CT005,PADEP-68-04	10/13/2023 19:33	10/18/2023 15:42	CEG
7440-50-8	Copper	2.88		mg/kg dry	1.83	1	EPA 6010D Certifications: CTDOH-PH-0723,NELAC-NY10854,NJDEP-CT005,PADEP-68-04	10/13/2023 19:33	10/18/2023 15:42	CEG
7439-89-6	Iron	4100		mg/kg dry	22.8	1	EPA 6010D Certifications: CTDOH-PH-0723,NELAC-NY10854,NJDEP-CT005,PADEP-68-04	10/13/2023 19:33	10/18/2023 15:42	CEG
7439-92-1	Lead	11.7		mg/kg dry	0.457	1	EPA 6010D Certifications: CTDOH-PH-0723,NELAC-NY10854,NJDEP-CT005,PADEP-68-04	10/13/2023 19:33	10/18/2023 15:42	CEG
7439-95-4	Magnesium	366		mg/kg dry	4.57	1	EPA 6010D Certifications: CTDOH-PH-0723,NELAC-NY10854,NJDEP-CT005,PADEP-68-04	10/13/2023 19:33	10/18/2023 15:42	CEG
7439-96-5	Manganese	54.3		mg/kg dry	0.457	1	EPA 6010D Certifications: CTDOH-PH-0723,NELAC-NY10854,NJDEP-CT005,PADEP-68-04	10/13/2023 19:33	10/18/2023 15:42	CEG
7440-02-0	Nickel	3.17		mg/kg dry	0.910	1	EPA 6010D Certifications: CTDOH-PH-0723,NELAC-NY10854,NJDEP-CT005,PADEP-68-04	10/13/2023 19:33	10/18/2023 15:42	CEG
7440-09-7	Potassium	172		mg/kg dry	4.57	1	EPA 6010D Certifications: CTDOH-PH-0723,NELAC-NY10854,NJDEP-CT005,PADEP-68-04	10/13/2023 19:33	10/18/2023 15:42	CEG
7782-49-2	Selenium	ND		mg/kg dry	2.28	1	EPA 6010D Certifications: CTDOH-PH-0723,NELAC-NY10854,NJDEP-CT005,PADEP-68-04	10/13/2023 19:33	10/18/2023 15:42	CEG
7440-22-4	Silver	ND		mg/kg dry	0.460	1	EPA 6010D Certifications: CTDOH-PH-0723,NELAC-NY10854,NJDEP-CT005,PADEP-68-04	10/13/2023 19:33	10/18/2023 15:42	CEG
7440-23-5	Sodium	ND		mg/kg dry	45.7	1	EPA 6010D Certifications: CTDOH-PH-0723,NELAC-NY10854,NJDEP-CT005,PADEP-68-04	10/13/2023 19:33	10/18/2023 15:42	CEG
7440-28-0	Thallium	ND		mg/kg dry	2.28	1	EPA 6010D Certifications: CTDOH-PH-0723,NELAC-NY10854,NJDEP-CT005,PADEP-68-04	10/13/2023 19:33	10/18/2023 15:42	CEG
7440-62-2	Vanadium	7.23		mg/kg dry	0.910	1	EPA 6010D Certifications: CTDOH-PH-0723,NELAC-NY10854,NJDEP-CT005,PADEP-68-04	10/13/2023 19:33	10/18/2023 15:42	CEG
7440-66-6	Zinc	9.84		mg/kg dry	2.27	1	EPA 6010D Certifications: CTDOH-PH-0723,NELAC-NY10854,NJDEP-CT005,PADEP-68-04	10/13/2023 19:33	10/18/2023 15:42	CEG

Boron by EPA 6020

Log-in Notes:

Sample Notes:

Sample Prepared by Method: EPA 3050B

CAS No.	Parameter	Result	Flag	Units	Reported to LOQ	Dilution	Reference Method	Date/Time Prepared	Date/Time Analyzed	Analyst
7440-42-8	* Boron	0.689	B	mg/kg dry	0.091	1	EPA 6020B Certifications: CTDOH-PH-0723	10/13/2023 19:38	10/17/2023 12:05	cw

Tin by EPA 6020

Log-in Notes:

Sample Notes:

Sample Prepared by Method: EPA 3050B

CAS No.	Parameter	Result	Flag	Units	Reported to LOQ	Dilution	Reference Method	Date/Time Prepared	Date/Time Analyzed	Analyst
7440-31-5	Tin	0.392		mg/kg dry	0.100	1	EPA 6020B Certifications: CTDOH-PH-0723,NELAC-NY10854,NJDEP-CT005,PADEP-68-04	10/13/2023 19:38	10/17/2023 12:05	cw



Sample Information

Client Sample ID: 70642 B2

York Sample ID: 23J0613-02

<u>York Project (SDG) No.</u> 23J0613	<u>Client Project ID</u> EHAMPIC_SOIL_7584	<u>Matrix</u> Soil	<u>Collection Date/Time</u> October 4, 2023 9:41 am	<u>Date Received</u> 10/06/2023
--	---	-----------------------	--	------------------------------------

Mercury by 7473

Log-in Notes:

Sample Notes:

Sample Prepared by Method: EPA 7473 soil

CAS No.	Parameter	Result	Flag	Units	Reported to LOQ	Dilution	Reference Method	Date/Time Prepared	Date/Time Analyzed	Analyst
7439-97-6	Mercury	0.0392		mg/kg dry	0.0329	1	EPA 7473 Certifications: CTDOH-PH-0723,NJDEP-CT005,NELAC-NY10854,PADEP-68-04	10/18/2023 15:48	10/18/2023 22:03	AGNR

Total Solids

Log-in Notes:

Sample Notes:

Sample Prepared by Method: % Solids Prep

CAS No.	Parameter	Result	Flag	Units	Reported to LOQ	Dilution	Reference Method	Date/Time Prepared	Date/Time Analyzed	Analyst
solids	* % Solids	91.2		%	0.100	1	SM 2540G Certifications: CTDOH-PH-0723	10/12/2023 07:47	10/12/2023 15:56	sgs

Sample Information

Client Sample ID: 70643 S1

York Sample ID: 23J0613-03

<u>York Project (SDG) No.</u> 23J0613	<u>Client Project ID</u> EHAMPIC_SOIL_7584	<u>Matrix</u> Soil	<u>Collection Date/Time</u> October 4, 2023 9:54 am	<u>Date Received</u> 10/06/2023
--	---	-----------------------	--	------------------------------------

Analyzed by: Long Island Analytical Laboratories, Inc.

Lithium by EPA 6010

Log-in Notes:

Sample Notes:

Sample Prepared by Method: EPA 3050B

CAS No.	Parameter	Result	Flag	Units	Reported to LOQ	Dilution	Reference Method	Date/Time Prepared	Date/Time Analyzed	Analyst
7439-93-2	Lithium	ND		mg/kg	17.5	1	EPA 6010D Certifications:	10/19/2023 00:00	10/19/2023 00:00	

Metals, Target Analyte

Log-in Notes:

Sample Notes:

Sample Prepared by Method: EPA 3050B

CAS No.	Parameter	Result	Flag	Units	Reported to LOQ	Dilution	Reference Method	Date/Time Prepared	Date/Time Analyzed	Analyst
7429-90-5	Aluminum	5340		mg/kg dry	4.56	1	EPA 6010D Certifications: CTDOH-PH-0723,NELAC-NY10854,NJDEP-CT005,PADEP-68-04	10/13/2023 19:33	10/18/2023 15:45	CEG
7440-36-0	Antimony	ND	M-CCV 1	mg/kg dry	2.28	1	EPA 6010D Certifications: CTDOH-PH-0723,NELAC-NY10854,NJDEP-CT005,PADEP-68-04	10/13/2023 19:33	10/18/2023 15:45	CEG
7440-38-2	Arsenic	2.55		mg/kg dry	1.37	1	EPA 6010D Certifications: CTDOH-PH-0723,NELAC-NY10854,NJDEP-CT005,PADEP-68-04	10/13/2023 19:33	10/18/2023 15:45	CEG
7440-39-3	Barium	10.4		mg/kg dry	2.28	1	EPA 6010D Certifications: CTDOH-PH-0723,NELAC-NY10854,NJDEP-CT005,PADEP-68-04	10/13/2023 19:33	10/18/2023 15:45	CEG



Sample Information

Client Sample ID: 70643 S1

York Sample ID: 23J0613-03

<u>York Project (SDG) No.</u> 23J0613	<u>Client Project ID</u> EHAMPIC_SOIL_7584	<u>Matrix</u> Soil	<u>Collection Date/Time</u> October 4, 2023 9:54 am	<u>Date Received</u> 10/06/2023
--	---	-----------------------	--	------------------------------------

Metals, Target Analyte

Log-in Notes:

Sample Notes:

Sample Prepared by Method: EPA 3050B

CAS No.	Parameter	Result	Flag	Units	Reported to LOQ	Dilution	Reference Method	Date/Time Prepared	Date/Time Analyzed	Analyst
7440-41-7	Beryllium	ND		mg/kg dry	0.046	1	EPA 6010D Certifications: CTDOH-PH-0723,NELAC-NY10854,NJDEP-CT005,PADEP-68-044	10/13/2023 19:33	10/18/2023 15:45	CEG
7440-43-9	Cadmium	ND		mg/kg dry	0.274	1	EPA 6010D Certifications: CTDOH-PH-0723,NELAC-NY10854,NJDEP-CT005,PADEP-68-044	10/13/2023 19:33	10/18/2023 15:45	CEG
7440-70-2	Calcium	411		mg/kg dry	4.56	1	EPA 6010D Certifications: CTDOH-PH-0723,NELAC-NY10854,NJDEP-CT005,PADEP-68-044	10/13/2023 19:33	10/18/2023 15:45	CEG
7440-47-3	Chromium	4.01		mg/kg dry	0.456	1	EPA 6010D Certifications: CTDOH-PH-0723,NELAC-NY10854,NJDEP-CT005,PADEP-68-044	10/13/2023 19:33	10/18/2023 15:45	CEG
7440-48-4	Cobalt	0.906		mg/kg dry	0.364	1	EPA 6010D Certifications: CTDOH-PH-0723,NELAC-NY10854,NJDEP-CT005,PADEP-68-044	10/13/2023 19:33	10/18/2023 15:45	CEG
7440-50-8	Copper	4.86		mg/kg dry	1.82	1	EPA 6010D Certifications: CTDOH-PH-0723,NELAC-NY10854,NJDEP-CT005,PADEP-68-044	10/13/2023 19:33	10/18/2023 15:45	CEG
7439-89-6	Iron	3980		mg/kg dry	22.8	1	EPA 6010D Certifications: CTDOH-PH-0723,NELAC-NY10854,NJDEP-CT005,PADEP-68-044	10/13/2023 19:33	10/18/2023 15:45	CEG
7439-92-1	Lead	6.83		mg/kg dry	0.456	1	EPA 6010D Certifications: CTDOH-PH-0723,NELAC-NY10854,NJDEP-CT005,PADEP-68-044	10/13/2023 19:33	10/18/2023 15:45	CEG
7439-95-4	Magnesium	374		mg/kg dry	4.56	1	EPA 6010D Certifications: CTDOH-PH-0723,NELAC-NY10854,NJDEP-CT005,PADEP-68-044	10/13/2023 19:33	10/18/2023 15:45	CEG
7439-96-5	Manganese	46.7		mg/kg dry	0.456	1	EPA 6010D Certifications: CTDOH-PH-0723,NELAC-NY10854,NJDEP-CT005,PADEP-68-044	10/13/2023 19:33	10/18/2023 15:45	CEG
7440-02-0	Nickel	2.67		mg/kg dry	0.908	1	EPA 6010D Certifications: CTDOH-PH-0723,NELAC-NY10854,NJDEP-CT005,PADEP-68-044	10/13/2023 19:33	10/18/2023 15:45	CEG
7440-09-7	Potassium	241		mg/kg dry	4.56	1	EPA 6010D Certifications: CTDOH-PH-0723,NELAC-NY10854,NJDEP-CT005,PADEP-68-044	10/13/2023 19:33	10/18/2023 15:45	CEG
7782-49-2	Selenium	ND		mg/kg dry	2.28	1	EPA 6010D Certifications: CTDOH-PH-0723,NELAC-NY10854,NJDEP-CT005,PADEP-68-044	10/13/2023 19:33	10/18/2023 15:45	CEG
7440-22-4	Silver	ND		mg/kg dry	0.460	1	EPA 6010D Certifications: CTDOH-PH-0723,NELAC-NY10854,NJDEP-CT005,PADEP-68-044	10/13/2023 19:33	10/18/2023 15:45	CEG
7440-23-5	Sodium	ND		mg/kg dry	45.6	1	EPA 6010D Certifications: CTDOH-PH-0723,NELAC-NY10854,NJDEP-CT005,PADEP-68-044	10/13/2023 19:33	10/18/2023 15:45	CEG
7440-28-0	Thallium	ND		mg/kg dry	2.28	1	EPA 6010D Certifications: CTDOH-PH-0723,NELAC-NY10854,NJDEP-CT005,PADEP-68-044	10/13/2023 19:33	10/18/2023 15:45	CEG
7440-62-2	Vanadium	6.73		mg/kg dry	0.908	1	EPA 6010D Certifications: CTDOH-PH-0723,NELAC-NY10854,NJDEP-CT005,PADEP-68-044	10/13/2023 19:33	10/18/2023 15:45	CEG
7440-66-6	Zinc	8.07		mg/kg dry	2.27	1	EPA 6010D Certifications: CTDOH-PH-0723,NELAC-NY10854,NJDEP-CT005,PADEP-68-044	10/13/2023 19:33	10/18/2023 15:45	CEG

Boron by EPA 6020

Log-in Notes:

Sample Notes:

Sample Prepared by Method: EPA 3050B

CAS No.	Parameter	Result	Flag	Units	Reported to LOQ	Dilution	Reference Method	Date/Time Prepared	Date/Time Analyzed	Analyst
---------	-----------	--------	------	-------	-----------------	----------	------------------	--------------------	--------------------	---------



Sample Information

Client Sample ID: 70643 S1					York Sample ID: 23J0613-03
<u>York Project (SDG) No.</u> 23J0613	<u>Client Project ID</u> EHAMPIC_SOIL_7584	<u>Matrix</u> Soil	<u>Collection Date/Time</u> October 4, 2023 9:54 am	<u>Date Received</u> 10/06/2023	

Boron by EPA 6020

Log-in Notes:

Sample Notes:

Sample Prepared by Method: EPA 3050B

CAS No.	Parameter	Result	Flag	Units	Reported to LOQ	Dilution	Reference Method	Date/Time Prepared	Date/Time Analyzed	Analyst
7440-42-8	* Boron	0.767	B	mg/kg dry	0.091	1	EPA 6020B	10/13/2023 19:38	10/17/2023 12:09	cw
							Certifications:	CTDOH-PH-0723		

Tin by EPA 6020

Log-in Notes:

Sample Notes:

Sample Prepared by Method: EPA 3050B

CAS No.	Parameter	Result	Flag	Units	Reported to LOQ	Dilution	Reference Method	Date/Time Prepared	Date/Time Analyzed	Analyst
7440-31-5	Tin	0.239		mg/kg dry	0.100	1	EPA 6020B	10/13/2023 19:38	10/17/2023 12:09	cw
							Certifications:	CTDOH-PH-0723,NELAC-NY10854,NJDEP-CT005,PADEP-68-04		

Mercury by 7473

Log-in Notes:

Sample Notes:

Sample Prepared by Method: EPA 7473 soil

CAS No.	Parameter	Result	Flag	Units	Reported to LOQ	Dilution	Reference Method	Date/Time Prepared	Date/Time Analyzed	Analyst
7439-97-6	Mercury	0.0332		mg/kg dry	0.0328	1	EPA 7473	10/18/2023 15:48	10/18/2023 22:03	AGNR
							Certifications:	CTDOH-PH-0723,NJDEP-CT005,NELAC-NY10854,PADEP-68-04		

Total Solids

Log-in Notes:

Sample Notes:

Sample Prepared by Method: % Solids Prep

CAS No.	Parameter	Result	Flag	Units	Reported to LOQ	Dilution	Reference Method	Date/Time Prepared	Date/Time Analyzed	Analyst
solids	* % Solids	91.4		%	0.100	1	SM 2540G	10/12/2023 07:47	10/12/2023 15:56	sgs
							Certifications:	CTDOH-PH-0723		

Sample Information

Client Sample ID: 70644 S2					York Sample ID: 23J0613-04
<u>York Project (SDG) No.</u> 23J0613	<u>Client Project ID</u> EHAMPIC_SOIL_7584	<u>Matrix</u> Soil	<u>Collection Date/Time</u> October 4, 2023 10:04 am	<u>Date Received</u> 10/06/2023	

Analyzed by: Long Island Analytical Laboratories, Inc.

Lithium by EPA 6010

Log-in Notes:

Sample Notes:

Sample Prepared by Method: EPA 3050B

CAS No.	Parameter	Result	Flag	Units	Reported to LOQ	Dilution	Reference Method	Date/Time Prepared	Date/Time Analyzed	Analyst
7439-93-2	Lithium	ND		mg/kg	17.3	1	EPA 6010D	10/19/2023 00:00	10/19/2023 00:00	
							Certifications:			



Sample Information

Client Sample ID: 70644 S2

York Sample ID: 23J0613-04

<u>York Project (SDG) No.</u> 23J0613	<u>Client Project ID</u> EHAMPIC_SOIL_7584	<u>Matrix</u> Soil	<u>Collection Date/Time</u> October 4, 2023 10:04 am	<u>Date Received</u> 10/06/2023
--	---	-----------------------	---	------------------------------------

Metals, Target Analyte

Log-in Notes:

Sample Notes:

Sample Prepared by Method: EPA 3050B

CAS No.	Parameter	Result	Flag	Units	Reported to LOQ	Dilution	Reference Method	Date/Time Prepared	Date/Time Analyzed	Analyst
7429-90-5	Aluminum	4590		mg/kg dry	4.93	1	EPA 6010D Certifications: CTDOH-PH-0723,NELAC-NY10854,NJDEP-CT005,PADEP-68-04	10/13/2023 19:33	10/18/2023 15:48	CEG
7440-36-0	Antimony	ND	M-CCV 1	mg/kg dry	2.47	1	EPA 6010D Certifications: CTDOH-PH-0723,NELAC-NY10854,NJDEP-CT005,PADEP-68-04	10/13/2023 19:33	10/18/2023 15:48	CEG
7440-38-2	Arsenic	4.56		mg/kg dry	1.48	1	EPA 6010D Certifications: CTDOH-PH-0723,NELAC-NY10854,NJDEP-CT005,PADEP-68-04	10/13/2023 19:33	10/18/2023 15:48	CEG
7440-39-3	Barium	21.3		mg/kg dry	2.46	1	EPA 6010D Certifications: CTDOH-PH-0723,NELAC-NY10854,NJDEP-CT005,PADEP-68-04	10/13/2023 19:33	10/18/2023 15:48	CEG
7440-41-7	Beryllium	ND		mg/kg dry	0.050	1	EPA 6010D Certifications: CTDOH-PH-0723,NELAC-NY10854,NJDEP-CT005,PADEP-68-04	10/13/2023 19:33	10/18/2023 15:48	CEG
7440-43-9	Cadmium	ND		mg/kg dry	0.296	1	EPA 6010D Certifications: CTDOH-PH-0723,NELAC-NY10854,NJDEP-CT005,PADEP-68-04	10/13/2023 19:33	10/18/2023 15:48	CEG
7440-70-2	Calcium	7940		mg/kg dry	4.93	1	EPA 6010D Certifications: CTDOH-PH-0723,NELAC-NY10854,NJDEP-CT005,PADEP-68-04	10/13/2023 19:33	10/18/2023 15:48	CEG
7440-47-3	Chromium	10.7		mg/kg dry	0.494	1	EPA 6010D Certifications: CTDOH-PH-0723,NELAC-NY10854,NJDEP-CT005,PADEP-68-04	10/13/2023 19:33	10/18/2023 15:48	CEG
7440-48-4	Cobalt	1.73		mg/kg dry	0.394	1	EPA 6010D Certifications: CTDOH-PH-0723,NELAC-NY10854,NJDEP-CT005,PADEP-68-04	10/13/2023 19:33	10/18/2023 15:48	CEG
7440-50-8	Copper	6.85		mg/kg dry	1.97	1	EPA 6010D Certifications: CTDOH-PH-0723,NELAC-NY10854,NJDEP-CT005,PADEP-68-04	10/13/2023 19:33	10/18/2023 15:48	CEG
7439-89-6	Iron	5080		mg/kg dry	24.7	1	EPA 6010D Certifications: CTDOH-PH-0723,NELAC-NY10854,NJDEP-CT005,PADEP-68-04	10/13/2023 19:33	10/18/2023 15:48	CEG
7439-92-1	Lead	11.5		mg/kg dry	0.494	1	EPA 6010D Certifications: CTDOH-PH-0723,NELAC-NY10854,NJDEP-CT005,PADEP-68-04	10/13/2023 19:33	10/18/2023 15:48	CEG
7439-95-4	Magnesium	1220		mg/kg dry	4.94	1	EPA 6010D Certifications: CTDOH-PH-0723,NELAC-NY10854,NJDEP-CT005,PADEP-68-04	10/13/2023 19:33	10/18/2023 15:48	CEG
7439-96-5	Manganese	66.4		mg/kg dry	0.494	1	EPA 6010D Certifications: CTDOH-PH-0723,NELAC-NY10854,NJDEP-CT005,PADEP-68-04	10/13/2023 19:33	10/18/2023 15:48	CEG
7440-02-0	Nickel	4.97		mg/kg dry	0.983	1	EPA 6010D Certifications: CTDOH-PH-0723,NELAC-NY10854,NJDEP-CT005,PADEP-68-04	10/13/2023 19:33	10/18/2023 15:48	CEG
7440-09-7	Potassium	348		mg/kg dry	4.94	1	EPA 6010D Certifications: CTDOH-PH-0723,NELAC-NY10854,NJDEP-CT005,PADEP-68-04	10/13/2023 19:33	10/18/2023 15:48	CEG
7782-49-2	Selenium	ND		mg/kg dry	2.47	1	EPA 6010D Certifications: CTDOH-PH-0723,NELAC-NY10854,NJDEP-CT005,PADEP-68-04	10/13/2023 19:33	10/18/2023 15:48	CEG
7440-22-4	Silver	ND		mg/kg dry	0.497	1	EPA 6010D Certifications: CTDOH-PH-0723,NELAC-NY10854,NJDEP-CT005,PADEP-68-04	10/13/2023 19:33	10/18/2023 15:48	CEG
7440-23-5	Sodium	ND		mg/kg dry	49.3	1	EPA 6010D Certifications: CTDOH-PH-0723,NELAC-NY10854,NJDEP-CT005,PADEP-68-04	10/13/2023 19:33	10/18/2023 15:48	CEG
7440-28-0	Thallium	ND		mg/kg dry	2.47	1	EPA 6010D Certifications: CTDOH-PH-0723,NELAC-NY10854,NJDEP-CT005,PADEP-68-04	10/13/2023 19:33	10/18/2023 15:48	CEG



Sample Information

Client Sample ID: 70644 S2					York Sample ID: 23J0613-04
<u>York Project (SDG) No.</u> 23J0613	<u>Client Project ID</u> EHAMPIC_SOIL_7584	<u>Matrix</u> Soil	<u>Collection Date/Time</u> October 4, 2023 10:04 am	<u>Date Received</u> 10/06/2023	

Metals, Target Analyte

Log-in Notes:

Sample Notes:

Sample Prepared by Method: EPA 3050B

CAS No.	Parameter	Result	Flag	Units	Reported to LOQ	Dilution	Reference Method	Date/Time Prepared	Date/Time Analyzed	Analyst
7440-62-2	Vanadium	9.24		mg/kg dry	0.983	1	EPA 6010D Certifications: CTDOH-PH-0723,NELAC-NY10854,NJDEP-CT005,PADEP-68-04	10/13/2023 19:33	10/18/2023 15:48	CEG
7440-66-6	Zinc	17.9		mg/kg dry	2.46	1	EPA 6010D Certifications: CTDOH-PH-0723,NELAC-NY10854,NJDEP-CT005,PADEP-68-04	10/13/2023 19:33	10/18/2023 15:48	CEG

Boron by EPA 6020

Log-in Notes:

Sample Notes:

Sample Prepared by Method: EPA 3050B

CAS No.	Parameter	Result	Flag	Units	Reported to LOQ	Dilution	Reference Method	Date/Time Prepared	Date/Time Analyzed	Analyst
7440-42-8	* Boron	1.38	B	mg/kg dry	0.099	1	EPA 6020B Certifications: CTDOH-PH-0723	10/13/2023 19:38	10/17/2023 12:12	cw

Tin by EPA 6020

Log-in Notes:

Sample Notes:

Sample Prepared by Method: EPA 3050B

CAS No.	Parameter	Result	Flag	Units	Reported to LOQ	Dilution	Reference Method	Date/Time Prepared	Date/Time Analyzed	Analyst
7440-31-5	Tin	0.516		mg/kg dry	0.100	1	EPA 6020B Certifications: CTDOH-PH-0723,NELAC-NY10854,NJDEP-CT005,PADEP-68-04	10/13/2023 19:38	10/17/2023 12:12	cw

Mercury by 7473

Log-in Notes:

Sample Notes:

Sample Prepared by Method: EPA 7473 soil

CAS No.	Parameter	Result	Flag	Units	Reported to LOQ	Dilution	Reference Method	Date/Time Prepared	Date/Time Analyzed	Analyst
7439-97-6	Mercury	0.0414		mg/kg dry	0.0355	1	EPA 7473 Certifications: CTDOH-PH-0723,NJDEP-CT005,NELAC-NY10854,PADEP-68-04	10/18/2023 15:48	10/18/2023 22:03	AGNR

Total Solids

Log-in Notes:

Sample Notes:

Sample Prepared by Method: % Solids Prep

CAS No.	Parameter	Result	Flag	Units	Reported to LOQ	Dilution	Reference Method	Date/Time Prepared	Date/Time Analyzed	Analyst
solids	* % Solids	84.5		%	0.100	1	SM 2540G Certifications: CTDOH-PH-0723	10/12/2023 07:47	10/12/2023 15:56	sgs

Sample Information

Client Sample ID: 70645 S3					York Sample ID: 23J0613-05
<u>York Project (SDG) No.</u> 23J0613	<u>Client Project ID</u> EHAMPIC_SOIL_7584	<u>Matrix</u> Soil	<u>Collection Date/Time</u> October 4, 2023 10:11 am	<u>Date Received</u> 10/06/2023	



Sample Information

Client Sample ID: 70645 S3

York Sample ID: 23J0613-05

<u>York Project (SDG) No.</u> 23J0613	<u>Client Project ID</u> EHAMPIC_SOIL_7584	<u>Matrix</u> Soil	<u>Collection Date/Time</u> October 4, 2023 10:11 am	<u>Date Received</u> 10/06/2023
--	---	-----------------------	---	------------------------------------

Analyzed by: Long Island Analytical Laboratories, Inc.

Lithium by EPA 6010

Log-in Notes:

Sample Notes:

Sample Prepared by Method: EPA 3050B

CAS No.	Parameter	Result	Flag	Units	Reported to LOQ	Dilution	Reference Method	Date/Time Prepared	Date/Time Analyzed	Analyst
7439-93-2	Lithium	ND		mg/kg	18.2	1	EPA 6010D Certifications:	10/19/2023 00:00	10/19/2023 00:00	

Metals, Target Analyte

Log-in Notes:

Sample Notes:

Sample Prepared by Method: EPA 3050B

CAS No.	Parameter	Result	Flag	Units	Reported to LOQ	Dilution	Reference Method	Date/Time Prepared	Date/Time Analyzed	Analyst
7429-90-5	Aluminum	6390		mg/kg dry	5.08	1	EPA 6010D Certifications: CTDOH-PH-0723,NELAC-NY10854,NJDEP-CT005,PADEP-68-04	10/13/2023 19:33	10/18/2023 15:51	CEG
7440-36-0	Antimony	ND	M-CCV 1	mg/kg dry	2.54	1	EPA 6010D Certifications: CTDOH-PH-0723,NELAC-NY10854,NJDEP-CT005,PADEP-68-04	10/13/2023 19:33	10/18/2023 15:51	CEG
7440-38-2	Arsenic	5.79		mg/kg dry	1.52	1	EPA 6010D Certifications: CTDOH-PH-0723,NELAC-NY10854,NJDEP-CT005,PADEP-68-04	10/13/2023 19:33	10/18/2023 15:51	CEG
7440-39-3	Barium	16.9		mg/kg dry	2.54	1	EPA 6010D Certifications: CTDOH-PH-0723,NELAC-NY10854,NJDEP-CT005,PADEP-68-04	10/13/2023 19:33	10/18/2023 15:51	CEG
7440-41-7	Beryllium	ND		mg/kg dry	0.051	1	EPA 6010D Certifications: CTDOH-PH-0723,NELAC-NY10854,NJDEP-CT005,PADEP-68-04	10/13/2023 19:33	10/18/2023 15:51	CEG
7440-43-9	Cadmium	ND		mg/kg dry	0.305	1	EPA 6010D Certifications: CTDOH-PH-0723,NELAC-NY10854,NJDEP-CT005,PADEP-68-04	10/13/2023 19:33	10/18/2023 15:51	CEG
7440-70-2	Calcium	1310		mg/kg dry	5.08	1	EPA 6010D Certifications: CTDOH-PH-0723,NELAC-NY10854,NJDEP-CT005,PADEP-68-04	10/13/2023 19:33	10/18/2023 15:51	CEG
7440-47-3	Chromium	7.24		mg/kg dry	0.509	1	EPA 6010D Certifications: CTDOH-PH-0723,NELAC-NY10854,NJDEP-CT005,PADEP-68-04	10/13/2023 19:33	10/18/2023 15:51	CEG
7440-48-4	Cobalt	2.46		mg/kg dry	0.406	1	EPA 6010D Certifications: CTDOH-PH-0723,NELAC-NY10854,NJDEP-CT005,PADEP-68-04	10/13/2023 19:33	10/18/2023 15:51	CEG
7440-50-8	Copper	13.3		mg/kg dry	2.03	1	EPA 6010D Certifications: CTDOH-PH-0723,NELAC-NY10854,NJDEP-CT005,PADEP-68-04	10/13/2023 19:33	10/18/2023 15:51	CEG
7439-89-6	Iron	5830		mg/kg dry	25.4	1	EPA 6010D Certifications: CTDOH-PH-0723,NELAC-NY10854,NJDEP-CT005,PADEP-68-04	10/13/2023 19:33	10/18/2023 15:51	CEG
7439-92-1	Lead	9.26		mg/kg dry	0.509	1	EPA 6010D Certifications: CTDOH-PH-0723,NELAC-NY10854,NJDEP-CT005,PADEP-68-04	10/13/2023 19:33	10/18/2023 15:51	CEG
7439-95-4	Magnesium	946		mg/kg dry	5.09	1	EPA 6010D Certifications: CTDOH-PH-0723,NELAC-NY10854,NJDEP-CT005,PADEP-68-04	10/13/2023 19:33	10/18/2023 15:51	CEG
7439-96-5	Manganese	62.9		mg/kg dry	0.509	1	EPA 6010D Certifications: CTDOH-PH-0723,NELAC-NY10854,NJDEP-CT005,PADEP-68-04	10/13/2023 19:33	10/18/2023 15:51	CEG
7440-02-0	Nickel	5.04		mg/kg dry	1.01	1	EPA 6010D Certifications: CTDOH-PH-0723,NELAC-NY10854,NJDEP-CT005,PADEP-68-04	10/13/2023 19:33	10/18/2023 15:51	CEG
7440-09-7	Potassium	364		mg/kg dry	5.09	1	EPA 6010D Certifications: CTDOH-PH-0723,NELAC-NY10854,NJDEP-CT005,PADEP-68-04	10/13/2023 19:33	10/18/2023 15:51	CEG



Sample Information

Client Sample ID: 70645 S3

York Sample ID: 23J0613-05

<u>York Project (SDG) No.</u> 23J0613	<u>Client Project ID</u> EHAMPIC_SOIL_7584	<u>Matrix</u> Soil	<u>Collection Date/Time</u> October 4, 2023 10:11 am	<u>Date Received</u> 10/06/2023
--	---	-----------------------	---	------------------------------------

Metals, Target Analyte

Log-in Notes:

Sample Notes:

Sample Prepared by Method: EPA 3050B

CAS No.	Parameter	Result	Flag	Units	Reported to LOQ	Dilution	Reference Method	Date/Time Prepared	Date/Time Analyzed	Analyst
7782-49-2	Selenium	ND		mg/kg dry	2.54	1	EPA 6010D Certifications: CTDOH-PH-0723,NELAC-NY10854,NJDEP-CT005,PADEP-68-044	10/13/2023 19:33	10/18/2023 15:51	CEG
7440-22-4	Silver	ND		mg/kg dry	0.512	1	EPA 6010D Certifications: CTDOH-PH-0723,NELAC-NY10854,NJDEP-CT005,PADEP-68-044	10/13/2023 19:33	10/18/2023 15:51	CEG
7440-23-5	Sodium	ND		mg/kg dry	50.8	1	EPA 6010D Certifications: CTDOH-PH-0723,NELAC-NY10854,NJDEP-CT005,PADEP-68-044	10/13/2023 19:33	10/18/2023 15:51	CEG
7440-28-0	Thallium	ND		mg/kg dry	2.54	1	EPA 6010D Certifications: CTDOH-PH-0723,NELAC-NY10854,NJDEP-CT005,PADEP-68-044	10/13/2023 19:33	10/18/2023 15:51	CEG
7440-62-2	Vanadium	11.1		mg/kg dry	1.01	1	EPA 6010D Certifications: CTDOH-PH-0723,NELAC-NY10854,NJDEP-CT005,PADEP-68-044	10/13/2023 19:33	10/18/2023 15:51	CEG
7440-66-6	Zinc	15.7		mg/kg dry	2.53	1	EPA 6010D Certifications: CTDOH-PH-0723,NELAC-NY10854,NJDEP-CT005,PADEP-68-044	10/13/2023 19:33	10/18/2023 15:51	CEG

Boron by EPA 6020

Log-in Notes:

Sample Notes:

Sample Prepared by Method: EPA 3050B

CAS No.	Parameter	Result	Flag	Units	Reported to LOQ	Dilution	Reference Method	Date/Time Prepared	Date/Time Analyzed	Analyst
7440-42-8	* Boron	0.972	B	mg/kg dry	0.102	1	EPA 6020B Certifications: CTDOH-PH-0723	10/13/2023 19:38	10/17/2023 12:16	cw

Tin by EPA 6020

Log-in Notes:

Sample Notes:

Sample Prepared by Method: EPA 3050B

CAS No.	Parameter	Result	Flag	Units	Reported to LOQ	Dilution	Reference Method	Date/Time Prepared	Date/Time Analyzed	Analyst
7440-31-5	Tin	0.369		mg/kg dry	0.102	1	EPA 6020B Certifications: CTDOH-PH-0723,NELAC-NY10854,NJDEP-CT005,PADEP-68-044	10/13/2023 19:38	10/17/2023 12:16	cw

Mercury by 7473

Log-in Notes:

Sample Notes:

Sample Prepared by Method: EPA 7473 soil

CAS No.	Parameter	Result	Flag	Units	Reported to LOQ	Dilution	Reference Method	Date/Time Prepared	Date/Time Analyzed	Analyst
7439-97-6	Mercury	ND		mg/kg dry	0.0366	1	EPA 7473 Certifications: CTDOH-PH-0723,NJDEP-CT005,NELAC-NY10854,PADEP-68-044	10/19/2023 16:34	10/20/2023 15:25	AGNR

Total Solids

Log-in Notes:

Sample Notes:

Sample Prepared by Method: % Solids Prep

CAS No.	Parameter	Result	Flag	Units	Reported to LOQ	Dilution	Reference Method	Date/Time Prepared	Date/Time Analyzed	Analyst
solids	* % Solids	82.0		%	0.100	1	SM 2540G Certifications: CTDOH-PH-0723	10/12/2023 07:47	10/12/2023 15:56	sgs



Sample Information

Client Sample ID: 70645 S3			York Sample ID: 23J0613-05
<u>York Project (SDG) No.</u> 23J0613	<u>Client Project ID</u> EHAMPIC_SOIL_7584	<u>Matrix</u> Soil	<u>Collection Date/Time</u> October 4, 2023 10:11 am
			<u>Date Received</u> 10/06/2023

Sample Information

Client Sample ID: 70646 S4			York Sample ID: 23J0613-06
<u>York Project (SDG) No.</u> 23J0613	<u>Client Project ID</u> EHAMPIC_SOIL_7584	<u>Matrix</u> Soil	<u>Collection Date/Time</u> October 4, 2023 10:19 am
			<u>Date Received</u> 10/06/2023

Analyzed by: Long Island Analytical Laboratories, Inc.

Lithium by EPA 6010

Log-in Notes:

Sample Notes:

Sample Prepared by Method: EPA 3050B

CAS No.	Parameter	Result	Flag	Units	Reported to LOQ	Dilution	Reference Method	Date/Time Prepared	Date/Time Analyzed	Analyst
7439-93-2	Lithium	ND		mg/kg	17	1	EPA 6010D Certifications:	10/19/2023 00:00	10/19/2023 00:00	

Metals, Target Analyte

Log-in Notes:

Sample Notes:

Sample Prepared by Method: EPA 3050B

CAS No.	Parameter	Result	Flag	Units	Reported to LOQ	Dilution	Reference Method	Date/Time Prepared	Date/Time Analyzed	Analyst
7429-90-5	Aluminum	4980		mg/kg dry	4.81	1	EPA 6010D Certifications: CTDOH-PH-0723,NELAC-NY10854,NJDEP-CT005,PADEP-68-04	10/13/2023 19:33	10/18/2023 15:54	CEG
7440-36-0	Antimony	ND	M-CCV 1	mg/kg dry	2.40	1	EPA 6010D Certifications: CTDOH-PH-0723,NELAC-NY10854,NJDEP-CT005,PADEP-68-04	10/13/2023 19:33	10/18/2023 15:54	CEG
7440-38-2	Arsenic	3.88		mg/kg dry	1.44	1	EPA 6010D Certifications: CTDOH-PH-0723,NELAC-NY10854,NJDEP-CT005,PADEP-68-04	10/13/2023 19:33	10/18/2023 15:54	CEG
7440-39-3	Barium	15.7		mg/kg dry	2.40	1	EPA 6010D Certifications: CTDOH-PH-0723,NELAC-NY10854,NJDEP-CT005,PADEP-68-04	10/13/2023 19:33	10/18/2023 15:54	CEG
7440-41-7	Beryllium	ND		mg/kg dry	0.048	1	EPA 6010D Certifications: CTDOH-PH-0723,NELAC-NY10854,NJDEP-CT005,PADEP-68-04	10/13/2023 19:33	10/18/2023 15:54	CEG
7440-43-9	Cadmium	ND		mg/kg dry	0.289	1	EPA 6010D Certifications: CTDOH-PH-0723,NELAC-NY10854,NJDEP-CT005,PADEP-68-04	10/13/2023 19:33	10/18/2023 15:54	CEG
7440-70-2	Calcium	1510		mg/kg dry	4.81	1	EPA 6010D Certifications: CTDOH-PH-0723,NELAC-NY10854,NJDEP-CT005,PADEP-68-04	10/13/2023 19:33	10/18/2023 15:54	CEG
7440-47-3	Chromium	5.18		mg/kg dry	0.481	1	EPA 6010D Certifications: CTDOH-PH-0723,NELAC-NY10854,NJDEP-CT005,PADEP-68-04	10/13/2023 19:33	10/18/2023 15:54	CEG
7440-48-4	Cobalt	1.53		mg/kg dry	0.384	1	EPA 6010D Certifications: CTDOH-PH-0723,NELAC-NY10854,NJDEP-CT005,PADEP-68-04	10/13/2023 19:33	10/18/2023 15:54	CEG
7440-50-8	Copper	5.67		mg/kg dry	1.92	1	EPA 6010D Certifications: CTDOH-PH-0723,NELAC-NY10854,NJDEP-CT005,PADEP-68-04	10/13/2023 19:33	10/18/2023 15:54	CEG
7439-89-6	Iron	4640		mg/kg dry	24.0	1	EPA 6010D Certifications: CTDOH-PH-0723,NELAC-NY10854,NJDEP-CT005,PADEP-68-04	10/13/2023 19:33	10/18/2023 15:54	CEG



Sample Information

Client Sample ID: 70646 S4

York Sample ID: 23J0613-06

<u>York Project (SDG) No.</u> 23J0613	<u>Client Project ID</u> EHAMPIC_SOIL_7584	<u>Matrix</u> Soil	<u>Collection Date/Time</u> October 4, 2023 10:19 am	<u>Date Received</u> 10/06/2023
--	---	-----------------------	---	------------------------------------

Metals, Target Analyte

Log-in Notes:

Sample Notes:

Sample Prepared by Method: EPA 3050B

CAS No.	Parameter	Result	Flag	Units	Reported to LOQ	Dilution	Reference Method	Date/Time Prepared	Date/Time Analyzed	Analyst
7439-92-1	Lead	14.3		mg/kg dry	0.481	1	EPA 6010D Certifications: CTDOH-PH-0723,NELAC-NY10854,NJDEP-CT005,PADEP-68-04	10/13/2023 19:33	10/18/2023 15:54	CEG
7439-95-4	Magnesium	697		mg/kg dry	4.81	1	EPA 6010D Certifications: CTDOH-PH-0723,NELAC-NY10854,NJDEP-CT005,PADEP-68-04	10/13/2023 19:33	10/18/2023 15:54	CEG
7439-96-5	Manganese	71.4		mg/kg dry	0.481	1	EPA 6010D Certifications: CTDOH-PH-0723,NELAC-NY10854,NJDEP-CT005,PADEP-68-04	10/13/2023 19:33	10/18/2023 15:54	CEG
7440-02-0	Nickel	3.51		mg/kg dry	0.958	1	EPA 6010D Certifications: CTDOH-PH-0723,NELAC-NY10854,NJDEP-CT005,PADEP-68-04	10/13/2023 19:33	10/18/2023 15:54	CEG
7440-09-7	Potassium	328		mg/kg dry	4.81	1	EPA 6010D Certifications: CTDOH-PH-0723,NELAC-NY10854,NJDEP-CT005,PADEP-68-04	10/13/2023 19:33	10/18/2023 15:54	CEG
7782-49-2	Selenium	ND		mg/kg dry	2.40	1	EPA 6010D Certifications: CTDOH-PH-0723,NELAC-NY10854,NJDEP-CT005,PADEP-68-04	10/13/2023 19:33	10/18/2023 15:54	CEG
7440-22-4	Silver	ND		mg/kg dry	0.485	1	EPA 6010D Certifications: CTDOH-PH-0723,NELAC-NY10854,NJDEP-CT005,PADEP-68-04	10/13/2023 19:33	10/18/2023 15:54	CEG
7440-23-5	Sodium	49.3		mg/kg dry	48.1	1	EPA 6010D Certifications: CTDOH-PH-0723,NELAC-NY10854,NJDEP-CT005,PADEP-68-04	10/13/2023 19:33	10/18/2023 15:54	CEG
7440-28-0	Thallium	ND		mg/kg dry	2.40	1	EPA 6010D Certifications: CTDOH-PH-0723,NELAC-NY10854,NJDEP-CT005,PADEP-68-04	10/13/2023 19:33	10/18/2023 15:54	CEG
7440-62-2	Vanadium	8.60		mg/kg dry	0.958	1	EPA 6010D Certifications: CTDOH-PH-0723,NELAC-NY10854,NJDEP-CT005,PADEP-68-04	10/13/2023 19:33	10/18/2023 15:54	CEG
7440-66-6	Zinc	14.9		mg/kg dry	2.39	1	EPA 6010D Certifications: CTDOH-PH-0723,NELAC-NY10854,NJDEP-CT005,PADEP-68-04	10/13/2023 19:33	10/18/2023 15:54	CEG

Boron by EPA 6020

Log-in Notes:

Sample Notes:

Sample Prepared by Method: EPA 3050B

CAS No.	Parameter	Result	Flag	Units	Reported to LOQ	Dilution	Reference Method	Date/Time Prepared	Date/Time Analyzed	Analyst
7440-42-8	* Boron	1.28	B	mg/kg dry	0.096	1	EPA 6020B Certifications: CTDOH-PH-0723	10/13/2023 19:38	10/17/2023 12:19	cw

Tin by EPA 6020

Log-in Notes:

Sample Notes:

Sample Prepared by Method: EPA 3050B

CAS No.	Parameter	Result	Flag	Units	Reported to LOQ	Dilution	Reference Method	Date/Time Prepared	Date/Time Analyzed	Analyst
7440-31-5	Tin	0.363		mg/kg dry	0.100	1	EPA 6020B Certifications: CTDOH-PH-0723,NELAC-NY10854,NJDEP-CT005,PADEP-68-04	10/13/2023 19:38	10/17/2023 12:19	cw

Mercury by 7473

Log-in Notes:

Sample Notes:

Sample Prepared by Method: EPA 7473 soil

CAS No.	Parameter	Result	Flag	Units	Reported to LOQ	Dilution	Reference Method	Date/Time Prepared	Date/Time Analyzed	Analyst
---------	-----------	--------	------	-------	-----------------	----------	------------------	--------------------	--------------------	---------



Sample Information

Client Sample ID: 70646 S4

York Sample ID: 23J0613-06

<u>York Project (SDG) No.</u> 23J0613	<u>Client Project ID</u> EHAMPIC_SOIL_7584	<u>Matrix</u> Soil	<u>Collection Date/Time</u> October 4, 2023 10:19 am	<u>Date Received</u> 10/06/2023
--	---	-----------------------	---	------------------------------------

Mercury by 7473

Log-in Notes:

Sample Notes:

Sample Prepared by Method: EPA 7473 soil

CAS No.	Parameter	Result	Flag	Units	Reported to LOQ	Dilution	Reference Method	Date/Time Prepared	Date/Time Analyzed	Analyst	
7439-97-6	Mercury	0.0577		mg/kg dry	0.0346	1	EPA 7473	10/19/2023 16:34	10/20/2023 15:25	AGNR	
							Certifications:	CTDOH-PH-0723,NJDEP-CT005,NELAC-NY10854,PADEP-68-04			

Total Solids

Log-in Notes:

Sample Notes:

Sample Prepared by Method: % Solids Prep

CAS No.	Parameter	Result	Flag	Units	Reported to LOQ	Dilution	Reference Method	Date/Time Prepared	Date/Time Analyzed	Analyst	
solids	* % Solids	86.7		%	0.100	1	SM 2540G	10/12/2023 07:47	10/12/2023 15:56	sgs	
							Certifications:	CTDOH-PH-0723			

Sample Information

Client Sample ID: 70647 S5

York Sample ID: 23J0613-07

<u>York Project (SDG) No.</u> 23J0613	<u>Client Project ID</u> EHAMPIC_SOIL_7584	<u>Matrix</u> Soil	<u>Collection Date/Time</u> October 4, 2023 10:25 am	<u>Date Received</u> 10/06/2023
--	---	-----------------------	---	------------------------------------

Analyzed by: Long Island Analytical Laboratories, Inc.

Lithium by EPA 6010

Log-in Notes:

Sample Notes:

Sample Prepared by Method: EPA 3050B

CAS No.	Parameter	Result	Flag	Units	Reported to LOQ	Dilution	Reference Method	Date/Time Prepared	Date/Time Analyzed	Analyst	
7439-93-2	Lithium	ND		mg/kg	16	1	EPA 6010D	10/19/2023 00:00	10/19/2023 00:00		
							Certifications:				

Metals, Target Analyte

Log-in Notes:

Sample Notes:

Sample Prepared by Method: EPA 3050B

CAS No.	Parameter	Result	Flag	Units	Reported to LOQ	Dilution	Reference Method	Date/Time Prepared	Date/Time Analyzed	Analyst	
7429-90-5	Aluminum	4590		mg/kg dry	4.66	1	EPA 6010D	10/13/2023 19:33	10/18/2023 16:03	CEG	
							Certifications:	CTDOH-PH-0723,NELAC-NY10854,NJDEP-CT005,PADEP-68-04			
7440-36-0	Antimony	ND	M-CCV 1	mg/kg dry	2.33	1	EPA 6010D	10/13/2023 19:33	10/18/2023 16:03	CEG	
							Certifications:	CTDOH-PH-0723,NELAC-NY10854,NJDEP-CT005,PADEP-68-04			
7440-38-2	Arsenic	5.17	M-CCV 1	mg/kg dry	1.40	1	EPA 6010D	10/13/2023 19:33	10/18/2023 16:03	CEG	
							Certifications:	CTDOH-PH-0723,NELAC-NY10854,NJDEP-CT005,PADEP-68-04			
7440-39-3	Barium	13.6		mg/kg dry	2.33	1	EPA 6010D	10/13/2023 19:33	10/18/2023 16:03	CEG	
							Certifications:	CTDOH-PH-0723,NELAC-NY10854,NJDEP-CT005,PADEP-68-04			



Sample Information

Client Sample ID: 70647 S5

York Sample ID: 23J0613-07

<u>York Project (SDG) No.</u> 23J0613	<u>Client Project ID</u> EHAMPIC_SOIL_7584	<u>Matrix</u> Soil	<u>Collection Date/Time</u> October 4, 2023 10:25 am	<u>Date Received</u> 10/06/2023
--	---	-----------------------	---	------------------------------------

Metals, Target Analyte

Log-in Notes:

Sample Notes:

Sample Prepared by Method: EPA 3050B

CAS No.	Parameter	Result	Flag	Units	Reported to LOQ	Dilution	Reference Method	Date/Time Prepared	Date/Time Analyzed	Analyst
7440-41-7	Beryllium	ND		mg/kg dry	0.047	1	EPA 6010D Certifications: CTDOH-PH-0723,NELAC-NY10854,NJDEP-CT005,PADEP-68-044	10/13/2023 19:33	10/18/2023 16:03	CEG
7440-43-9	Cadmium	ND		mg/kg dry	0.280	1	EPA 6010D Certifications: CTDOH-PH-0723,NELAC-NY10854,NJDEP-CT005,PADEP-68-044	10/13/2023 19:33	10/18/2023 16:03	CEG
7440-70-2	Calcium	663		mg/kg dry	4.66	1	EPA 6010D Certifications: CTDOH-PH-0723,NELAC-NY10854,NJDEP-CT005,PADEP-68-044	10/13/2023 19:33	10/18/2023 16:03	CEG
7440-47-3	Chromium	6.80		mg/kg dry	0.466	1	EPA 6010D Certifications: CTDOH-PH-0723,NELAC-NY10854,NJDEP-CT005,PADEP-68-044	10/13/2023 19:33	10/18/2023 16:03	CEG
7440-48-4	Cobalt	1.95		mg/kg dry	0.372	1	EPA 6010D Certifications: CTDOH-PH-0723,NELAC-NY10854,NJDEP-CT005,PADEP-68-044	10/13/2023 19:33	10/18/2023 16:03	CEG
7440-50-8	Copper	12.1		mg/kg dry	1.86	1	EPA 6010D Certifications: CTDOH-PH-0723,NELAC-NY10854,NJDEP-CT005,PADEP-68-044	10/13/2023 19:33	10/18/2023 16:03	CEG
7439-89-6	Iron	5260		mg/kg dry	23.3	1	EPA 6010D Certifications: CTDOH-PH-0723,NELAC-NY10854,NJDEP-CT005,PADEP-68-044	10/13/2023 19:33	10/18/2023 16:03	CEG
7439-92-1	Lead	10.3		mg/kg dry	0.466	1	EPA 6010D Certifications: CTDOH-PH-0723,NELAC-NY10854,NJDEP-CT005,PADEP-68-044	10/13/2023 19:33	10/18/2023 16:03	CEG
7439-95-4	Magnesium	826		mg/kg dry	4.66	1	EPA 6010D Certifications: CTDOH-PH-0723,NELAC-NY10854,NJDEP-CT005,PADEP-68-044	10/13/2023 19:33	10/18/2023 16:03	CEG
7439-96-5	Manganese	51.0		mg/kg dry	0.466	1	EPA 6010D Certifications: CTDOH-PH-0723,NELAC-NY10854,NJDEP-CT005,PADEP-68-044	10/13/2023 19:33	10/18/2023 16:03	CEG
7440-02-0	Nickel	5.07		mg/kg dry	0.928	1	EPA 6010D Certifications: CTDOH-PH-0723,NELAC-NY10854,NJDEP-CT005,PADEP-68-044	10/13/2023 19:33	10/18/2023 16:03	CEG
7440-09-7	Potassium	285	M-CCV 1	mg/kg dry	4.66	1	EPA 6010D Certifications: CTDOH-PH-0723,NELAC-NY10854,NJDEP-CT005,PADEP-68-044	10/13/2023 19:33	10/18/2023 16:03	CEG
7782-49-2	Selenium	ND		mg/kg dry	2.33	1	EPA 6010D Certifications: CTDOH-PH-0723,NELAC-NY10854,NJDEP-CT005,PADEP-68-044	10/13/2023 19:33	10/18/2023 16:03	CEG
7440-22-4	Silver	ND		mg/kg dry	0.470	1	EPA 6010D Certifications: CTDOH-PH-0723,NELAC-NY10854,NJDEP-CT005,PADEP-68-044	10/13/2023 19:33	10/18/2023 16:03	CEG
7440-23-5	Sodium	ND		mg/kg dry	46.6	1	EPA 6010D Certifications: CTDOH-PH-0723,NELAC-NY10854,NJDEP-CT005,PADEP-68-044	10/13/2023 19:33	10/18/2023 16:03	CEG
7440-28-0	Thallium	ND	M-CCV 1	mg/kg dry	2.33	1	EPA 6010D Certifications: CTDOH-PH-0723,NELAC-NY10854,NJDEP-CT005,PADEP-68-044	10/13/2023 19:33	10/18/2023 16:03	CEG
7440-62-2	Vanadium	9.06		mg/kg dry	0.928	1	EPA 6010D Certifications: CTDOH-PH-0723,NELAC-NY10854,NJDEP-CT005,PADEP-68-044	10/13/2023 19:33	10/18/2023 16:03	CEG
7440-66-6	Zinc	13.3		mg/kg dry	2.32	1	EPA 6010D Certifications: CTDOH-PH-0723,NELAC-NY10854,NJDEP-CT005,PADEP-68-044	10/13/2023 19:33	10/18/2023 16:03	CEG

Boron by EPA 6020

Log-in Notes:

Sample Notes:

Sample Prepared by Method: EPA 3050B

CAS No.	Parameter	Result	Flag	Units	Reported to LOQ	Dilution	Reference Method	Date/Time Prepared	Date/Time Analyzed	Analyst
---------	-----------	--------	------	-------	-----------------	----------	------------------	--------------------	--------------------	---------



Sample Information

Client Sample ID: 70647 S5

York Sample ID: 23J0613-07

<u>York Project (SDG) No.</u> 23J0613	<u>Client Project ID</u> EHAMPIC_SOIL_7584	<u>Matrix</u> Soil	<u>Collection Date/Time</u> October 4, 2023 10:25 am	<u>Date Received</u> 10/06/2023
--	---	-----------------------	---	------------------------------------

Boron by EPA 6020

Log-in Notes:

Sample Notes:

Sample Prepared by Method: EPA 3050B

CAS No.	Parameter	Result	Flag	Units	Reported to LOQ	Dilution	Reference Method	Date/Time Prepared	Date/Time Analyzed	Analyst
7440-42-8	* Boron	0.866	B	mg/kg dry	0.112	1	EPA 6020B Certifications: CTDOH-PH-0723	10/13/2023 19:38	10/17/2023 12:22	cw

Tin by EPA 6020

Log-in Notes:

Sample Notes:

Sample Prepared by Method: EPA 3050B

CAS No.	Parameter	Result	Flag	Units	Reported to LOQ	Dilution	Reference Method	Date/Time Prepared	Date/Time Analyzed	Analyst
7440-31-5	Tin	0.372		mg/kg dry	0.112	1	EPA 6020B Certifications: CTDOH-PH-0723,NELAC-NY10854,NJDEP-CT005,PADEP-68-04	10/13/2023 19:38	10/17/2023 12:22	cw

Mercury by 7473

Log-in Notes:

Sample Notes:

Sample Prepared by Method: EPA 7473 soil

CAS No.	Parameter	Result	Flag	Units	Reported to LOQ	Dilution	Reference Method	Date/Time Prepared	Date/Time Analyzed	Analyst
7439-97-6	Mercury	ND		mg/kg dry	0.0335	1	EPA 7473 Certifications: CTDOH-PH-0723,NJDEP-CT005,NELAC-NY10854,PADEP-68-044	10/19/2023 16:34	10/20/2023 15:25	AGNR

Total Solids


Log-in Notes:

Sample Notes:

Sample Prepared by Method: % Solids Prep

CAS No.	Parameter	Result	Flag	Units	Reported to LOQ	Dilution	Reference Method	Date/Time Prepared	Date/Time Analyzed	Analyst
solids	* % Solids	89.4		%	0.100	1	SM 2540G Certifications: CTDOH-PH-0723	10/12/2023 07:59	10/12/2023 14:30	sgs





Sample and Data Qualifiers Relating to This Work Order

- M-CCV1 The recovery for this element in the Continuing Calibration Verification (CCV) exceeded 110% of the expected value. Positive detections may be biased high.
- B Analyte is found in the associated analysis batch blank. For volatiles, methylene chloride and acetone are common lab contaminants.

Definitions and Other Explanations

- * Analyte is not certified or the state of the samples origination does not offer certification for the Analyte.
- ND NOT DETECTED - the analyte is not detected at the Reported to level (LOQ/RL or LOD/MDL)
- RL REPORTING LIMIT - the minimum reportable value based upon the lowest point in the analyte calibration curve.
- LOQ LIMIT OF QUANTITATION - the minimum concentration of a target analyte that can be reported within a specified degree of confidence. This is the lowest point in an analyte calibration curve that has been subjected to all steps of the processing/analysis and verified to meet defined criteria. This is based upon current NELAC/TNI Standards and applies to all analyses.
- LOD LIMIT OF DETECTION - a verified estimate of the minimum concentration of a substance in a given matrix that an analytical process can reliably detect. This is based upon NELAC 2009 Standards and applies to all analyses conducted under the auspices of EPA SW-846.
- MDL METHOD DETECTION LIMIT - a statistically derived estimate of the minimum amount of a substance an analytical system can reliably detect with a 99% confidence that the concentration of the substance is greater than zero. This is based upon 40 CFR Part 136 Appendix B and applies only to EPA 600 and 200 series methods.
- Reported to This indicates that the data for a particular analysis is reported to either the LOD/MDL, or the LOQ/RL. In cases where the "Reported to" is located above the LOD/MDL, any value between this and the LOQ represents an estimated value which is "J" flagged accordingly. This applies to volatile and semi-volatile target compounds only.
- NR Not reported
- RPD Relative Percent Difference
- Wet The data has been reported on an as-received (wet weight) basis
- Low Bias Low Bias flag indicates that the recovery of the flagged analyte is below the laboratory or regulatory lower control limit. The data user should take note that this analyte may be biased low but should evaluate multiple lines of evidence including the LCS and site-specific MS/MSD data to draw bias conclusions. In cases where no site-specific MS/MSD was requested, only the LCS data can be used to evaluate such bias.
- High Bias High Bias flag indicates that the recovery of the flagged analyte is above the laboratory or regulatory upper control limit. The data user should take note that this analyte may be biased high but should evaluate multiple lines of evidence including the LCS and site-specific MS/MSD data to draw bias conclusions. In cases where no site-specific MS/MSD was requested, only the LCS data can be used to evaluate such bias.
- Non-Dir. Non-dir. flag (Non-Directional Bias) indicates that the Relative Percent Difference (RPD) (a measure of precision) among the MS and MSD data is outside the laboratory or regulatory control limit. This alerts the data user where the MS and MSD are from site-specific samples that the RPD is high due to either non-homogeneous distribution of target analyte between the MS/MSD or indicates poor reproducibility for other reasons.

If EPA SW-846 method 8270 is included herein it is noted that the target compound N-nitrosodiphenylamine (NDPA) decomposes in the gas chromatographic inlet and cannot be separated from diphenylamine (DPA). These results could actually represent 100% DPA, 100% NDPA or some combination of the two. For this reason, York reports the combined result for n-nitrosodiphenylamine and diphenylamine for either of these compounds as a combined concentration as Diphenylamine.

If Total PCBs are detected and the target aroclors reported are "Not detected", the Total PCB value is reported due to the presence of either or both Aroclors 1262 and 1268 which are non-target aroclors for some regulatory lists.

2-chloroethylvinyl ether readily breaks down under acidic conditions. Samples that are acid preserved, including standards will exhibit breakdown. The data user should take note.

Certification for pH is no longer offered by NYDOH ELAP.

Semi-Volatile and Volatile analyses are reported down to the LOD/MDL, with values between the LOD/MDL and the LOQ being "J" flagged as estimated results.

For analyses by EPA SW-846-8270D, the Limit of Quantitation (LOQ) reported for benzidine is based upon the lowest standard used for calibration and is not a verified LOQ due to this compound's propensity for oxidative losses during extraction/concentration procedures and non-reproducible chromatographic performance.



Environmental Sample Chain of Custody General Environmental Sample(s)



LABORATORY NUMBER: 23J0613

LAB ID No. Y02K 23J0613
(delivered to)

Laboratory

LAB ID No. E HAMP I C - S O I L - 7 5 8 4

CUSTOMER INFORMATION

CONTACT NAME: Nicholas Calabro ACCOUNTING: East Hampton BESS

BUSINESS AREA / DEPT: Environmental PROJECT ADDRESS: Cove Hollow Rd.

ADDRESS: Scherra Hartmann PHONE NUMBER: East Hampton, NY

CONTACT EMAIL: Pove Engineering FAX NUMBER: _____

SPECIAL DETECTION LIMITS: _____

PRIORITY: _____

DELIVERABLES: _____

Customer Sample ID	Date	Time	Matrix	Analysis Requested	Total No. of containers	Sample Location				Sample Comment:
						Sample Location	Bottle Type	Preservative	Storage Location	
70641	10/4/23	9:35am	S	Sb, Al, As, Ba, Be, Bi, Cd, Cr, Co, Cu, Fe, Pb, Mg, Mn, Hg, Ni, K, Se, Ag, Ti, Zn, V, Zn, Lithium	1		G			1802 Jar
70642		9:41am	S		1		G			
70643		9:54am	S		1		G			
70644		10:04am	S		1		G			
70645		10:11am	S		1		G			
70646		10:19am	S		1		G			
70647		10:25am	S		1		G			

Comment: Antimony, Aluminum, Arsenic, Barium, Beryllium, Boron, Cadmium, Calcium, Chromium, Cobalt, Copper, Iron, Lead, Magnesium, Manganese, Mercury, Nickel, Potassium, Selenium, Silver, Thallium, Tin, Vanadium, Zinc, Lithium

GENERAL INFORMATION

RELINQUISHED BY SAMPLER: Nicholas Calabro Signature: N. Calabro DATE: 10/4/2023 TIME: 1:15 pm

RELINQUISHED BY: Travis Signature: Travis DATE: 10/6/2023 TIME: 1830

RECEIVED BY: Steven Ball Signature: Steven Ball DATE: 10/5/2023 TIME: 11AM

RECEIVED IN LAB BY: KB Signature: KB DATE: 10/6/23 TIME: 1930

White - Lab Coordinator Yellow - Sample Custodian Pink - Customer

Coolers Received: _____ Cooler Temperature: 3.50

Refer to Laboratory Number when making inquiries
Gas samples require landmark location
Samples are retained for 30 days following analysis unless otherwise specified

N:\GIS\Projects\Projects_3000_ib_3999\CF3782_SolarFarmBattery_VHW\Working_Maps\Working\SAP_Maps.aprx - Sampling Locations 8/24/2023 9:49 AM

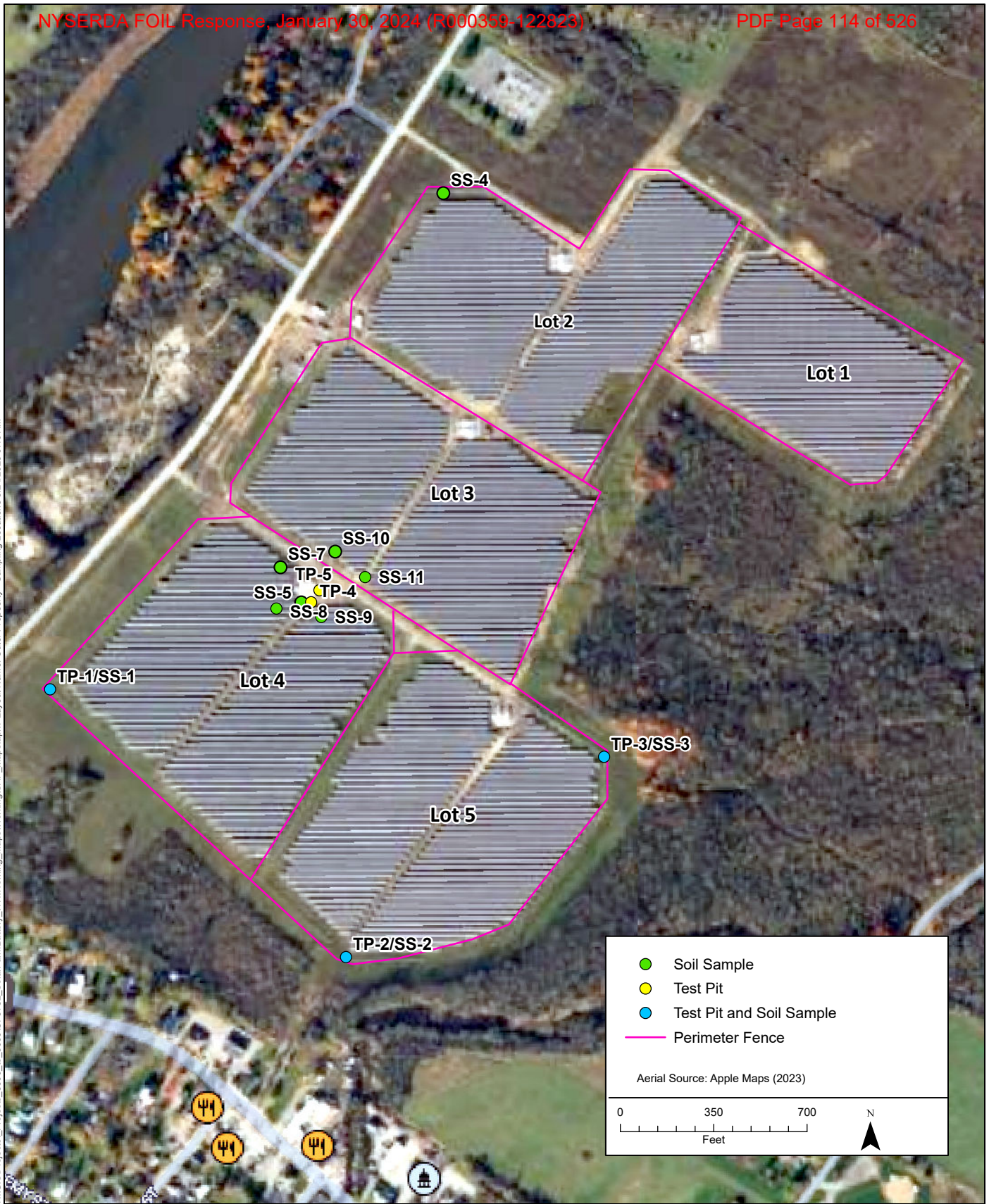


Figure 1.
Soil and Test Pit Sample Locations
Sampling and Analysis Plan for
Chaumont Solar Farm

N:\GIS\Projects\3000_1b_3999\CF3782_SolarFarmBattery\Map\Working\Working.atrx - Layout Name: Inner Property - Sampling Locations 8/23/2023 4:01 PM




Figure 2.
Soil and Test Pit Sample Locations
Sampling and Analysis Plan for
Chaumont Solar Farm

DATA VALIDATION REPORT GROUNDWATER SAMPLING

**Chaumont Solar Farm, Lot 4
27940-28160 Country Road 179
Chaumont, New York**

Prepared for
Convergent Energy and Power
7 Times Square
Suite 3504
New York, NY 10036

Prepared by

31 West 34th Street
Suite 7196
New York, NY 10001

September 27, 2023

1 INTRODUCTION

This report presents the findings of the data validation of groundwater samples and associated quality control samples analyzed for volatile organic compounds (VOCs) by U.S. Environmental Protection Agency (EPA) Method 524.2, semivolatile organic compounds (SVOCs) by EPA Method 8270D, and metals by EPA Method 6010D. The samples were analyzed by Phoenix Environmental Laboratories, Inc. of Manchester, Connecticut.

The samples received a Level II (Stage 2A) validation, which included a review of all laboratory summary forms of quality control results. The data validation was based upon criteria described in the EPA functional guidelines for inorganic and organic Superfund methods data review (USEPA 2020a,b), and the referenced analytical methods.

The quality assurance and quality control (QA/QC) parameters reviewed are discussed in Section 2. All electronic data deliverables were compared to the hard copy data packages, and 100 percent of the results were verified. Qualifiers resulting from the validation process were entered into the project database. A reason code indicating the reason for qualification was also entered into the database.

2 FINDINGS

Details on the QA/QC parameters are discussed below.

2.1 SAMPLE RECEIPT AND HOLDING TIMES

Samples were received with complete chain-of-custody forms and in good condition.

2.2 BLANKS

Laboratory blanks were analyzed as required by the referenced analytical method. Laboratory blanks were non-detect for all target analytes.

One equipment blank was collected and submitted for analysis with its associated groundwater samples. Equipment blanks were non-detect for target analytes, with the exceptions noted below.

Calcium was detected in the equipment blank above the reporting limit. Concentrations of calcium were well above the blank concentration; no qualifiers were applied.

2.3 SURROGATE COMPOUNDS

Surrogates were added to all samples for analysis of SVOCs and VOCs. The surrogate compound recoveries for all samples were within the laboratory control limits.

2.4 LABORATORY CONTROL SAMPLES

Laboratory control samples (LCSs) and laboratory control sample duplicates (LCSDs) were analyzed at the appropriate frequency of one per analytical batch for all applicable parameters. The percent recoveries and relative percent differences (RPDs) of all LCS/LCSDs were within the laboratory control limits with the following exceptions.

The RPDs for 4-chloroaniline, bis(2-chloroethoxy)methane, bis(2-chloroethyl)ether, hexachloroethane, hexachlorobutadiene, nitrobenzene, and N-nitrosodimethylamine in LCS/LCSD CO67089 were greater than the laboratory control limit. The associated samples were all non-detect for these compounds; no qualifiers were applied.

The percent recoveries of atrazine in LCS/LCSD CO67089 were less than the laboratory control limit. Results for atrazine in the associated samples were non-detect and qualified as estimated (UJ LCS).

The percent recovery of hexachlorocyclopentadiene in LCS CO67089 was less than the laboratory control limit. Because the percent recovery was within the control limit for the LCSD and the LCS recovery value was within 10 percent of the control limit, no qualifiers were applied. However, the LCS/LCSD RPD was greater than the laboratory control limit; all results were non-detect, no qualifiers were applied.

2.5 MATRIX SPIKES AND MATRIX SPIKE DUPLICATES

Matrix spikes (MS) and matrix spike duplicates (MSD) were analyzed at the appropriate frequency of one per analytical batch for all applicable parameters. The percent recoveries and relative percent differences (RPDs) of all MS/MSDs were within the laboratory control limits.

2.6 FIELD DUPLICATES

One field duplicate was collected during the groundwater sampling event. Sample DUP was a duplicate of Sample 28219. RPDs were within the established control limit of 35 percent, except for nickel. Nickel results in Samples 28219 and DUP were qualified as estimated J/UJ-REP.

2.7 METHOD REPORTING LIMITS AND METHODOLOGY

The reporting limits are consistent with the methodologies used and the intended uses of the data.

The laboratory noted select samples were diluted due to the nature of the sample matrix; the reporting limits were elevated accordingly.

3 OVERALL ASSESSMENT

3.1 DATA QUALIFICATION

A total of 1,801 results were reported. A total of 15 results (<1 percent) were qualified as estimated or not detected. No results were rejected, and completeness was 100 percent, which meets the completeness goal of 90 percent. A summary of qualified results is presented in Table 1.

3.2 DATA USABILITY

The data meet the criteria set forth in the referenced quality assurance documents, with the exceptions noted above. All results are acceptable for their intended use.

4 REFERENCES

USEPA. 2020a. National Functional Guidelines for Inorganic Superfund Methods Data Review. EPA 542-R-20-006. U.S. Environmental Protection Agency, Office of Superfund Remediation and Technology Innovation, Washington, DC. November.

USEPA. 2020b. National Functional Guidelines for Organic Superfund Methods Data Review. EPA 542-R-20-005. U.S. Environmental Protection Agency, Office of Superfund Remediation and Technology Innovation, Washington, DC. November.

Table 1. Summary of Qualified Data

Sample	Analyte	Units	Result	Method Reporting Limit	Lab Qualifier	DV Qualifier	DV Qualifier Reason
DUP	Nickel	mg/L	0.03	0.001		J	REP
28219	Nickel	mg/L	0.003	0.001		J	REP
DUP	Atrazine	µg/L	0.95	0.95	U	UJ	LCS
28219	Atrazine	µg/L	0.94	0.94	U	UJ	LCS
28110	Atrazine	µg/L	0.96	0.96	U	UJ	LCS
13199	Atrazine	µg/L	0.94	0.94	U	UJ	LCS
28155	Atrazine	µg/L	0.94	0.94	U	UJ	LCS
28272	Atrazine	µg/L	0.94	0.94	U	UJ	LCS
28121	Atrazine	µg/L	0.97	0.97	U	UJ	LCS
EQUIPMENT BLANK	Atrazine	µg/L	0.95	0.95	U	UJ	LCS
28399	Atrazine	µg/L	0.96	0.96	U	UJ	LCS
28289	Atrazine	µg/L	0.94	0.94	U	UJ	LCS
28177	Atrazine	µg/L	0.95	0.95	U	UJ	LCS
28317	Atrazine	µg/L	0.98	0.98	U	UJ	LCS
28247	Atrazine	µg/L	0.94	0.94	U	UJ	LCS

Notes:

LCS = laboratory control sample recovery

REP = replicate imprecision

Qualifiers:

J = The result is an estimated quantity.

UJ = Estimated and not detected. The analyte is considered estimated and not detected. The analyte is considered not detected at the reported value, and the associated numerical value is an estimated value.

ANALYTICAL REPORT

PREPARED FOR

Attn: Manon Tanner-Dave
Integral Consulting Inc
319 SW Washington Ave
Suite 1150
Portland, Oregon 97204
Generated 8/26/2023 8:33:46 AM

JOB DESCRIPTION

Solar Farm/Battery NY State

JOB NUMBER

410-139126-1

Job Notes

This report may not be reproduced except in full, and with written approval from the laboratory. The results relate only to the samples tested. For questions please contact the Project Manager at the e-mail address or telephone number listed on this page.

Analytical test results meet all requirements of the associated regulatory program (i.e., NELAC (TNI), DoD, and ISO 17025) unless otherwise noted under the individual analysis.

Authorization



Generated
8/26/2023 8:33:46 AM

Authorized for release by
Elizabeth Zanar, Project Manager
Elizabeth.Zanar@et.eurofinsus.com
(717)556-7290

Compliance Statement

Analytical test results meet all requirements of the associated regulatory program (e.g., NELAC (TNI), DoD, and ISO 17025) unless otherwise noted under the individual analysis. Data qualifiers are applied to note exceptions. Noncompliant quality control (QC) is further explained in narrative comments.

- QC results that exceed the upper limits and are associated with non-detect samples are qualified but further narration is not required since the bias is high and does not change a non-detect result. Further narration is also not required with QC blank detection when the associated sample concentration is non-detect or more than ten times the level in the blank.
- Matrix QC may not be reported if insufficient sample or site-specific QC samples were not submitted. In these situations, to demonstrate precision and accuracy at a batch level, a LCS/LCSD is performed, unless otherwise specified in the method.
- Surrogate and/or isotope dilution analyte recoveries (if applicable) which are outside of the QC window are confirmed unless attributed to a dilution or otherwise noted in the narrative.

Regulated compliance samples (e.g. SDWA, NPDES) must comply with the associated agency requirements/permits.

Measurement uncertainty values, as applicable, are available upon request.

Test results relate only to the sample tested. Clients should be aware that a critical step in a chemical or microbiological analysis is the collection of the sample. Unless the sample analyzed is truly representative of the bulk of material involved, the test results will be meaningless. If you have questions regarding the proper techniques of collecting samples, please contact us. We cannot be held responsible for sample integrity, however, unless sampling has been performed by a member of our staff. Times are local to the area of activity. Parameters listed in the 40 CFR Part 136 Table II as "analyze immediately" and tested in the laboratory are not performed within 15 minutes of collection.

This report shall not be reproduced except in full, without the written approval of the laboratory.

WARRANTY AND LIMITS OF LIABILITY - In accepting analytical work, we warrant the accuracy of test results for the sample as submitted. The foregoing express warranty is exclusive and is given in lieu of all other warranties, expressed or implied, except as otherwise agreed. We disclaim any other warranties, expressed or implied, including a warranty of fitness for particular purpose and warranty of merchantability. In no event shall Eurofins Lancaster Laboratories Environmental, LLC be liable for indirect, special, consequential, or incidental damages including, but not limited to, damages for loss of profit or goodwill regardless of (A) the negligence (either sole or concurrent) of Eurofins Lancaster Laboratories Environmental and (B) whether Eurofins Lancaster Laboratories Environmental has been informed of the possibility of such damages. We accept no legal responsibility for the purposes for which the client uses the test results. Except as otherwise agreed, no purchase order or other order for work shall be accepted by Eurofins Lancaster Laboratories Environmental which includes any conditions that vary from the Standard Terms and Conditions, and Eurofins Lancaster Laboratories Environmental hereby objects to any conflicting terms contained in any acceptance or order submitted by client.





Table of Contents

Cover Page	1
Table of Contents	4
Definitions/Glossary	5
Case Narrative	7
Detection Summary	8
Client Sample Results	13
Surrogate Summary	43
QC Sample Results	45
QC Association Summary	83
Lab Chronicle	89
Certification Summary	94
Method Summary	95
Sample Summary	96
Chain of Custody	97
Receipt Checklists	99

Definitions/Glossary

Client: Integral Consulting Inc NYSERDA FOIL Response, January 30, 2024 (R000359-122823)

PDF Page 125 of 526 Job ID: 410-139126-1

Project/Site: Solar Farm/Battery NY State

Qualifiers

GC/MS VOA

Qualifier	Qualifier Description
F1	MS and/or MSD recovery exceeds control limits.
F2	MS/MSD RPD exceeds control limits
J	Result is less than the RL but greater than or equal to the MDL and the concentration is an approximate value.

GC/MS VOA TICs

Qualifier	Qualifier Description
B	Compound was found in the blank and sample.
J	Indicates an Estimated Value for TICs
J	Result is less than the RL but greater than or equal to the MDL and the concentration is an approximate value.
N	Presumptive evidence of material.
T	Result is a tentatively identified compound (TIC) and an estimated value.

GC/MS Semi VOA

Qualifier	Qualifier Description
cn	Refer to Case Narrative for further detail
F1	MS and/or MSD recovery exceeds control limits.
F2	MS/MSD RPD exceeds control limits
J	Result is less than the RL but greater than or equal to the MDL and the concentration is an approximate value.

GC/MS Semi VOA TICs

Qualifier	Qualifier Description
B	Compound was found in the blank and sample.
J	Indicates an Estimated Value for TICs
N	Presumptive evidence of material.
T	Result is a tentatively identified compound (TIC) and an estimated value.

Metals

Qualifier	Qualifier Description
^+	Continuing Calibration Verification (CCV) is outside acceptance limits, high biased.
^2	Calibration Blank (ICB and/or CCB) is outside acceptance limits.
^-	Linear Range Check (LRC) is outside acceptance limits, low biased.
4	MS, MSD: The analyte present in the original sample is greater than 4 times the matrix spike concentration; therefore, control limits are not applicable.
cn	Refer to Case Narrative for further detail
E	Result exceeded calibration range.
F1	MS and/or MSD recovery exceeds control limits.
F2	MS/MSD RPD exceeds control limits
F3	Duplicate RPD exceeds the control limit
J	Result is less than the RL but greater than or equal to the MDL and the concentration is an approximate value.

Glossary

Abbreviation	These commonly used abbreviations may or may not be present in this report.
α	Listed under the "D" column to designate that the result is reported on a dry weight basis
%R	Percent Recovery
CFL	Contains Free Liquid
CFU	Colony Forming Unit
CNF	Contains No Free Liquid
DER	Duplicate Error Ratio (normalized absolute difference)
Dil Fac	Dilution Factor
DL	Detection Limit (DoD/DOE)
DL, RA, RE, IN	Indicates a Dilution, Re-analysis, Re-extraction, or additional Initial metals/anion analysis of the sample
DLC	Decision Level Concentration (Radiochemistry)
EDL	Estimated Detection Limit (Dioxin)
LOD	Limit of Detection (DoD/DOE)
LOQ	Limit of Quantitation (DoD/DOE)

Definitions/Glossary

Client: Integral Consulting Inc

NYSERDA FOIL Response, January 30, 2024 (R000359-122823)

PDF Page 126 of 526
Job ID: 410-139126-1

Project/Site: Solar Farm/Battery NY State

Glossary (Continued)

Abbreviation	These commonly used abbreviations may or may not be present in this report.
MCL	EPA recommended "Maximum Contaminant Level"
MDA	Minimum Detectable Activity (Radiochemistry)
MDC	Minimum Detectable Concentration (Radiochemistry)
MDL	Method Detection Limit
ML	Minimum Level (Dioxin)
MPN	Most Probable Number
MQL	Method Quantitation Limit
NC	Not Calculated
ND	Not Detected at the reporting limit (or MDL or EDL if shown)
NEG	Negative / Absent
POS	Positive / Present
PQL	Practical Quantitation Limit
PRES	Presumptive
QC	Quality Control
RER	Relative Error Ratio (Radiochemistry)
RL	Reporting Limit or Requested Limit (Radiochemistry)
RPD	Relative Percent Difference, a measure of the relative difference between two points
TEF	Toxicity Equivalent Factor (Dioxin)
TEQ	Toxicity Equivalent Quotient (Dioxin)
TNTC	Too Numerous To Count

Case Narrative

Client: Integral Consulting Inc
Project/Site: Solar Farm/Battery NY State

PDF Page 127 of 526
Job ID: 410-139126-1

Job ID: 410-139126-1

Laboratory: Eurofins Lancaster Laboratories Environment Testing, LLC

Narrative

Job Narrative 410-139126-1

Receipt

The samples were received on 8/16/2023 9:50 AM. Unless otherwise noted below, the samples arrived in good condition, and, where required, properly preserved and on ice. The temperatures of the 2 coolers at receipt time were 1.5°C and 2.3°C

Receipt Exceptions

The Field Sampler was not listed on the Chain of Custody.

GC/MS VOA

No additional analytical or quality issues were noted, other than those described above or in the Definitions/ Glossary page.

GC/MS Semi VOA

Method 8270E: The continuing calibration verification (CCV) associated with batch 410-410256 recovered above the upper control limit for 2,4,6-Trichlorophenol, 2,4-Dinitrophenol, 2-Chloronaphthalene, 4-Bromophenyl phenyl ether, Caprolactam and Hexachlorobutadiene. The samples associated with this CCV were non-detects for the affected analytes; therefore, the data have been reported. SS-10 (0-0.25) (410-139126-5) and SS-10 (0.75-1) (410-139126-6).

Method 8270E: The continuing calibration verification (CCV) analyzed in batch 410-411483 was below the method criteria for the following analyte(s): Hexachlorocyclopentadiene. A CCV standard at or below the reporting limit (RL) was analyzed with the affected samples and found to be acceptable. As indicated in the reference method, sample analysis may proceed; however, any detection for the affected analyte(s) is considered estimated.

Method 8270E: The continuing calibration verification (CCV) associated with batch 410-411723 recovered above the upper control limit for Atrazine and Caprolactam. The samples associated with this CCV were non-detects for the affected analytes; therefore, the data have been reported. The associated samples are impacted: SS-4 (0.75-1) (410-139126-2) and SS-11 (0.75-1) (410-139126-4).

Method 8270E: The continuing calibration verification (CCV) analyzed in batch 410-411723 was outside the method criteria for the following analyte(s): 2,2'-oxybis[1-chloropropane], Hexachlorocyclopentadiene and Pentachlorophenol. A CCV standard at or below the reporting limit (RL) was analyzed with the affected samples and found to be acceptable. As indicated in the reference method, sample analysis may proceed; however, any detection for the affected analyte(s) is considered estimated.

No additional analytical or quality issues were noted, other than those described above or in the Definitions/ Glossary page.

Metals

Method 6020B: The continuing calibration verification (CCV) associated with batch 410-410628 recovered above the upper control limit for Magnesium and Sodium. The samples associated with this CCV were non-detects for the affected analytes; therefore, the data have been reported. The associated sample is impacted: EB1-20230814 (410-139126-8).

No additional analytical or quality issues were noted, other than those described above or in the Definitions/ Glossary page.

General Chemistry

No additional analytical or quality issues were noted, other than those described above or in the Definitions/ Glossary page.

Detection Summary

Client: Integral Consulting Inc NYSERDA FOIL Response, January 30, 2024 (R000359-122823)

PDF Page 128 of 526
Job ID: 410-139126-1

Project/Site: Solar Farm/Battery NY State

Client Sample ID: SS-4 (0-0.25)

Lab Sample ID: 410-139126-1

Analyte	Result	Qualifier	RL	MDL	Unit	Dil Fac	D	Method	Prep Type
4-Methylphenol	43	J	78	26	ug/Kg	1	☼	8270E	Total/NA
Benzaldehyde	200	J	260	52	ug/Kg	1	☼	8270E	Total/NA
Benzo[a]anthracene	15	J	26	5.2	ug/Kg	1	☼	8270E	Total/NA
Benzo[b]fluoranthene	37		26	5.2	ug/Kg	1	☼	8270E	Total/NA
Benzo[g,h,i]perylene	57		26	5.2	ug/Kg	1	☼	8270E	Total/NA
Benzo[k]fluoranthene	17	J	26	5.2	ug/Kg	1	☼	8270E	Total/NA
Chrysene	26		26	5.2	ug/Kg	1	☼	8270E	Total/NA
Dibenz(a,h)anthracene	27		26	10	ug/Kg	1	☼	8270E	Total/NA
Fluoranthene	25	J	26	5.2	ug/Kg	1	☼	8270E	Total/NA
Indeno[1,2,3-cd]pyrene	40		26	6.3	ug/Kg	1	☼	8270E	Total/NA
Phenanthrene	14	J	26	6.3	ug/Kg	1	☼	8270E	Total/NA
Pyrene	19	J	26	5.2	ug/Kg	1	☼	8270E	Total/NA
Lithium	26		7.8	3.1	mg/Kg	1	☼	6010D	Total/NA
Aluminum	46000	^2	160	77	mg/Kg	10	☼	6020B	Total/NA
Antimony	0.14	J F1	0.31	0.12	mg/Kg	2	☼	6020B	Total/NA
Arsenic	4.6		0.62	0.21	mg/Kg	2	☼	6020B	Total/NA
Barium	420	F2	3.1	1.4	mg/Kg	10	☼	6020B	Total/NA
Beryllium	1.9		0.16	0.037	mg/Kg	2	☼	6020B	Total/NA
Cadmium	0.63	^5-	0.16	0.062	mg/Kg	2	☼	6020B	Total/NA
Calcium	10000		62	30	mg/Kg	2	☼	6020B	Total/NA
Chromium	54	F1	0.62	0.30	mg/Kg	2	☼	6020B	Total/NA
Cobalt	11		0.31	0.12	mg/Kg	2	☼	6020B	Total/NA
Copper	35	F1	0.62	0.28	mg/Kg	2	☼	6020B	Total/NA
Iron	41000	F2	160	72	mg/Kg	10	☼	6020B	Total/NA
Lead	15	F1	0.31	0.12	mg/Kg	2	☼	6020B	Total/NA
Magnesium	8300		16	7.6	mg/Kg	2	☼	6020B	Total/NA
Manganese	850		0.62	0.31	mg/Kg	2	☼	6020B	Total/NA
Nickel	38	F1	0.62	0.30	mg/Kg	2	☼	6020B	Total/NA
Potassium	6400	F2	62	25	mg/Kg	2	☼	6020B	Total/NA
Selenium	0.69		0.62	0.16	mg/Kg	2	☼	6020B	Total/NA
Silver	0.20		0.16	0.063	mg/Kg	2	☼	6020B	Total/NA
Sodium	130		78	37	mg/Kg	2	☼	6020B	Total/NA
Thallium	0.35		0.16	0.061	mg/Kg	2	☼	6020B	Total/NA
Zinc	120	F1	47	6.2	mg/Kg	2	☼	6020B	Total/NA
Vanadium	66	F1	1.2	0.31	mg/Kg	2	☼	6020B	Total/NA
Mercury	0.097		0.088	0.029	mg/Kg	1	☼	7471B	Total/NA

Client Sample ID: SS-4 (0.75-1)

Lab Sample ID: 410-139126-2

Analyte	Result	Qualifier	RL	MDL	Unit	Dil Fac	D	Method	Prep Type
2-Methylnaphthalene	18	J	24	7.3	ug/Kg	1	☼	8270E	Total/NA
Benzaldehyde	75	J	240	49	ug/Kg	1	☼	8270E	Total/NA
Chrysene	5.3	J	24	4.9	ug/Kg	1	☼	8270E	Total/NA
Naphthalene	13	J	24	9.8	ug/Kg	1	☼	8270E	Total/NA
Phenanthrene	8.6	J	24	5.9	ug/Kg	1	☼	8270E	Total/NA
Pyrene	5.8	J	24	4.9	ug/Kg	1	☼	8270E	Total/NA
Lithium	40		15	5.9	mg/Kg	2	☼	6010D	Total/NA
Aluminum	68000	^2	150	73	mg/Kg	10	☼	6020B	Total/NA
Arsenic	6.2		0.59	0.20	mg/Kg	2	☼	6020B	Total/NA
Barium	630	^2	2.9	1.3	mg/Kg	10	☼	6020B	Total/NA
Beryllium	3.1		0.15	0.035	mg/Kg	2	☼	6020B	Total/NA

This Detection Summary does not include radiochemical test results.

Eurofins Lancaster Laboratories Environment Testing, LLC

Detection Summary

Client: Integral Consulting Inc
 Project/Site: Solar Farm/Battery NY State

PDF Page 129 of 526
 Job ID: 410-139126-1

Client Sample ID: SS-4 (0.75-1) (Continued)

Lab Sample ID: 410-139126-2

Analyte	Result	Qualifier	RL	MDL	Unit	Dil Fac	D	Method	Prep Type
Cadmium	0.63		0.15	0.059	mg/Kg	2	✳	6020B	Total/NA
Calcium	10000		59	29	mg/Kg	2	✳	6020B	Total/NA
Chromium	83		0.59	0.28	mg/Kg	2	✳	6020B	Total/NA
Cobalt	18	^2	0.29	0.12	mg/Kg	2	✳	6020B	Total/NA
Copper	60	^2	0.59	0.27	mg/Kg	2	✳	6020B	Total/NA
Iron	54000	^2	150	68	mg/Kg	10	✳	6020B	Total/NA
Lead	17		0.29	0.11	mg/Kg	2	✳	6020B	Total/NA
Magnesium	13000		15	7.2	mg/Kg	2	✳	6020B	Total/NA
Manganese	1100	^2	0.59	0.29	mg/Kg	2	✳	6020B	Total/NA
Nickel	64		0.59	0.28	mg/Kg	2	✳	6020B	Total/NA
Potassium	10000		59	24	mg/Kg	2	✳	6020B	Total/NA
Selenium	0.37	J	0.59	0.15	mg/Kg	2	✳	6020B	Total/NA
Silver	0.29		0.15	0.060	mg/Kg	2	✳	6020B	Total/NA
Sodium	190		74	35	mg/Kg	2	✳	6020B	Total/NA
Thallium	0.59		0.15	0.058	mg/Kg	2	✳	6020B	Total/NA
Zinc	170		44	5.9	mg/Kg	2	✳	6020B	Total/NA
Vanadium	99		1.2	0.29	mg/Kg	2	✳	6020B	Total/NA
Mercury	0.11		0.088	0.029	mg/Kg	1	✳	7471B	Total/NA

Client Sample ID: SS-11 (0-0.25)

Lab Sample ID: 410-139126-3

Analyte	Result	Qualifier	RL	MDL	Unit	Dil Fac	D	Method	Prep Type
Benzo[a]anthracene	13	J	22	4.4	ug/Kg	1	✳	8270E	Total/NA
Benzo[b]fluoranthene	34		22	4.4	ug/Kg	1	✳	8270E	Total/NA
Benzo[g,h,i]perylene	66		22	4.4	ug/Kg	1	✳	8270E	Total/NA
Benzo[k]fluoranthene	24		22	4.4	ug/Kg	1	✳	8270E	Total/NA
Chrysene	18	J	22	4.4	ug/Kg	1	✳	8270E	Total/NA
Dibenz(a,h)anthracene	51		22	8.7	ug/Kg	1	✳	8270E	Total/NA
Fluoranthene	18	J	22	4.4	ug/Kg	1	✳	8270E	Total/NA
Indeno[1,2,3-cd]pyrene	70		22	5.2	ug/Kg	1	✳	8270E	Total/NA
Phenanthrene	10	J	22	5.2	ug/Kg	1	✳	8270E	Total/NA
Pyrene	14	J	22	4.4	ug/Kg	1	✳	8270E	Total/NA
Lithium	30	F2	13	5.1	mg/Kg	2	✳	6010D	Total/NA
Aluminum	33000	^2	130	63	mg/Kg	10	✳	6020B	Total/NA
Arsenic	4.5	F2	0.51	0.17	mg/Kg	2	✳	6020B	Total/NA
Barium	250		2.6	1.2	mg/Kg	10	✳	6020B	Total/NA
Beryllium	1.4	F2	0.13	0.031	mg/Kg	2	✳	6020B	Total/NA
Cadmium	0.19	F2	0.13	0.051	mg/Kg	2	✳	6020B	Total/NA
Calcium	8900	F2	51	25	mg/Kg	2	✳	6020B	Total/NA
Chromium	51		0.51	0.24	mg/Kg	2	✳	6020B	Total/NA
Cobalt	18		0.26	0.10	mg/Kg	2	✳	6020B	Total/NA
Copper	27		0.51	0.23	mg/Kg	2	✳	6020B	Total/NA
Iron	38000	^2	130	59	mg/Kg	10	✳	6020B	Total/NA
Lead	18	F1	0.26	0.097	mg/Kg	2	✳	6020B	Total/NA
Magnesium	11000		13	6.3	mg/Kg	2	✳	6020B	Total/NA
Manganese	950		0.51	0.26	mg/Kg	2	✳	6020B	Total/NA
Nickel	34		0.51	0.24	mg/Kg	2	✳	6020B	Total/NA
Potassium	7100		51	21	mg/Kg	2	✳	6020B	Total/NA
Selenium	0.27	J F2	0.51	0.13	mg/Kg	2	✳	6020B	Total/NA
Silver	0.059	J F2	0.13	0.052	mg/Kg	2	✳	6020B	Total/NA
Sodium	430	F1 F2	64	31	mg/Kg	2	✳	6020B	Total/NA

This Detection Summary does not include radiochemical test results.

Eurofins Lancaster Laboratories Environment Testing, LLC

Detection Summary

Client: Integral Consulting Inc
 Project/Site: Solar Farm/Battery NY State

PDF Page 130 of 526
 Job ID: 410-139126-1

Client Sample ID: SS-11 (0-0.25) (Continued)

Lab Sample ID: 410-139126-3

Analyte	Result	Qualifier	RL	MDL	Unit	Dil Fac	D	Method	Prep Type
Thallium	0.38	F2	0.13	0.050	mg/Kg	2	✳	6020B	Total/NA
Zinc	100		38	5.1	mg/Kg	2	✳	6020B	Total/NA
Vanadium	81		1.0	0.26	mg/Kg	2	✳	6020B	Total/NA
Mercury	0.065	J	0.077	0.026	mg/Kg	1	✳	7471B	Total/NA

Client Sample ID: SS-11 (0.75-1)

Lab Sample ID: 410-139126-4

Analyte	Result	Qualifier	RL	MDL	Unit	Dil Fac	D	Method	Prep Type
Acetophenone	28	J	66	22	ug/Kg	1	✳	8270E	Total/NA
Anthracene	4.7	J	22	4.4	ug/Kg	1	✳	8270E	Total/NA
Benzaldehyde	47	J	220	44	ug/Kg	1	✳	8270E	Total/NA
Benzo[a]anthracene	12	J	22	4.4	ug/Kg	1	✳	8270E	Total/NA
Benzo[a]pyrene	13	J	22	4.4	ug/Kg	1	✳	8270E	Total/NA
Benzo[b]fluoranthene	18	J	22	4.4	ug/Kg	1	✳	8270E	Total/NA
Benzo[g,h,i]perylene	11	J	22	4.4	ug/Kg	1	✳	8270E	Total/NA
Benzo[k]fluoranthene	8.3	J	22	4.4	ug/Kg	1	✳	8270E	Total/NA
Chrysene	21	J	22	4.4	ug/Kg	1	✳	8270E	Total/NA
Fluoranthene	30		22	4.4	ug/Kg	1	✳	8270E	Total/NA
Indeno[1,2,3-cd]pyrene	10	J	22	5.3	ug/Kg	1	✳	8270E	Total/NA
Naphthalene	12	J	22	8.8	ug/Kg	1	✳	8270E	Total/NA
Phenanthrene	16	J	22	5.3	ug/Kg	1	✳	8270E	Total/NA
Pyrene	26		22	4.4	ug/Kg	1	✳	8270E	Total/NA
Lithium	32		13	5.3	mg/Kg	2	✳	6010D	Total/NA
Aluminum	35000	^2	130	66	mg/Kg	10	✳	6020B	Total/NA
Arsenic	4.8		0.53	0.18	mg/Kg	2	✳	6020B	Total/NA
Barium	220	^2	0.53	0.24	mg/Kg	2	✳	6020B	Total/NA
Beryllium	1.3		0.13	0.032	mg/Kg	2	✳	6020B	Total/NA
Cadmium	0.13		0.13	0.053	mg/Kg	2	✳	6020B	Total/NA
Calcium	2600		53	26	mg/Kg	2	✳	6020B	Total/NA
Chromium	50		0.53	0.25	mg/Kg	2	✳	6020B	Total/NA
Cobalt	21	^2	0.26	0.11	mg/Kg	2	✳	6020B	Total/NA
Copper	22	^2	0.53	0.24	mg/Kg	2	✳	6020B	Total/NA
Iron	40000	^2	130	61	mg/Kg	10	✳	6020B	Total/NA
Lead	22		0.26	0.10	mg/Kg	2	✳	6020B	Total/NA
Magnesium	9500		13	6.5	mg/Kg	2	✳	6020B	Total/NA
Manganese	980	^2	0.53	0.26	mg/Kg	2	✳	6020B	Total/NA
Nickel	29		0.53	0.25	mg/Kg	2	✳	6020B	Total/NA
Potassium	5800		53	21	mg/Kg	2	✳	6020B	Total/NA
Selenium	0.34	J	0.53	0.13	mg/Kg	2	✳	6020B	Total/NA
Silver	0.077	J	0.13	0.054	mg/Kg	2	✳	6020B	Total/NA
Sodium	180		66	32	mg/Kg	2	✳	6020B	Total/NA
Thallium	0.39		0.13	0.052	mg/Kg	2	✳	6020B	Total/NA
Zinc	100		40	5.3	mg/Kg	2	✳	6020B	Total/NA
Vanadium	84		1.1	0.26	mg/Kg	2	✳	6020B	Total/NA
Mercury	0.043	J	0.076	0.025	mg/Kg	1	✳	7471B	Total/NA

Client Sample ID: SS-10 (0-0.25)

Lab Sample ID: 410-139126-5

Analyte	Result	Qualifier	RL	MDL	Unit	Dil Fac	D	Method	Prep Type
Benzaldehyde	67	J	220	44	ug/Kg	1	✳	8270E	Total/NA
Benzo[a]anthracene	6.0	J	22	4.4	ug/Kg	1	✳	8270E	Total/NA
Chrysene	11	J	22	4.4	ug/Kg	1	✳	8270E	Total/NA

This Detection Summary does not include radiochemical test results.

Eurofins Lancaster Laboratories Environment Testing, LLC

Detection Summary

Client: Integral Consulting Inc NYSERDA FOIL Response, January 30, 2024 (R000359-122823)

PDF Page 131 of 526
Job ID: 410-139126-1

Project/Site: Solar Farm/Battery NY State

Client Sample ID: SS-10 (0-0.25) (Continued)

Lab Sample ID: 410-139126-5

Analyte	Result	Qualifier	RL	MDL	Unit	Dil Fac	D	Method	Prep Type
Fluoranthene	17	J	22	4.4	ug/Kg	1	✖	8270E	Total/NA
Pyrene	14	J	22	4.4	ug/Kg	1	✖	8270E	Total/NA
Lithium	28		9.2	3.7	mg/Kg	2	✖	6010D	Total/NA
Aluminum	27000	^2	92	46	mg/Kg	10	✖	6020B	Total/NA
Antimony	0.084	J	0.18	0.074	mg/Kg	2	✖	6020B	Total/NA
Arsenic	4.5		0.37	0.12	mg/Kg	2	✖	6020B	Total/NA
Barium	160		1.8	0.84	mg/Kg	10	✖	6020B	Total/NA
Beryllium	1.2		0.092	0.022	mg/Kg	2	✖	6020B	Total/NA
Cadmium	0.33		0.092	0.037	mg/Kg	2	✖	6020B	Total/NA
Calcium	3000		37	18	mg/Kg	2	✖	6020B	Total/NA
Chromium	42		0.37	0.18	mg/Kg	2	✖	6020B	Total/NA
Cobalt	24		0.18	0.074	mg/Kg	2	✖	6020B	Total/NA
Copper	16		0.37	0.17	mg/Kg	2	✖	6020B	Total/NA
Iron	35000	^2	92	43	mg/Kg	10	✖	6020B	Total/NA
Lead	22		0.18	0.070	mg/Kg	2	✖	6020B	Total/NA
Magnesium	7700		9.2	4.5	mg/Kg	2	✖	6020B	Total/NA
Manganese	1700	^2	1.8	0.92	mg/Kg	10	✖	6020B	Total/NA
Nickel	24		0.37	0.18	mg/Kg	2	✖	6020B	Total/NA
Potassium	4300		37	15	mg/Kg	2	✖	6020B	Total/NA
Selenium	0.47		0.37	0.092	mg/Kg	2	✖	6020B	Total/NA
Silver	0.059	J	0.092	0.037	mg/Kg	2	✖	6020B	Total/NA
Sodium	150		46	22	mg/Kg	2	✖	6020B	Total/NA
Thallium	0.29		0.092	0.036	mg/Kg	2	✖	6020B	Total/NA
Zinc	93		28	3.7	mg/Kg	2	✖	6020B	Total/NA
Vanadium	77		0.74	0.18	mg/Kg	2	✖	6020B	Total/NA
Mercury	0.053	J	0.078	0.026	mg/Kg	1	✖	7471B	Total/NA

Client Sample ID: SS-10 (0.75-1)

Lab Sample ID: 410-139126-6

Analyte	Result	Qualifier	RL	MDL	Unit	Dil Fac	D	Method	Prep Type
Lithium	34		13	5.1	mg/Kg	2	✖	6010D	Total/NA
Aluminum	39000	^2	130	64	mg/Kg	10	✖	6020B	Total/NA
Arsenic	4.8		0.51	0.17	mg/Kg	2	✖	6020B	Total/NA
Barium	230	^2	2.6	1.2	mg/Kg	10	✖	6020B	Total/NA
Beryllium	1.5		0.13	0.031	mg/Kg	2	✖	6020B	Total/NA
Cadmium	0.072	J	0.13	0.051	mg/Kg	2	✖	6020B	Total/NA
Calcium	2200		51	25	mg/Kg	2	✖	6020B	Total/NA
Chromium	56		0.51	0.24	mg/Kg	2	✖	6020B	Total/NA
Cobalt	13	^2	0.26	0.10	mg/Kg	2	✖	6020B	Total/NA
Copper	20	^2	0.51	0.23	mg/Kg	2	✖	6020B	Total/NA
Iron	46000	^2	130	59	mg/Kg	10	✖	6020B	Total/NA
Lead	15		0.26	0.098	mg/Kg	2	✖	6020B	Total/NA
Magnesium	11000		13	6.3	mg/Kg	2	✖	6020B	Total/NA
Manganese	510	^2	0.51	0.26	mg/Kg	2	✖	6020B	Total/NA
Nickel	30		0.51	0.24	mg/Kg	2	✖	6020B	Total/NA
Potassium	6500		51	21	mg/Kg	2	✖	6020B	Total/NA
Selenium	0.36	J	0.51	0.13	mg/Kg	2	✖	6020B	Total/NA
Sodium	250		64	31	mg/Kg	2	✖	6020B	Total/NA
Thallium	0.37		0.13	0.050	mg/Kg	2	✖	6020B	Total/NA
Zinc	86		39	5.1	mg/Kg	2	✖	6020B	Total/NA
Vanadium	95		1.0	0.26	mg/Kg	2	✖	6020B	Total/NA

This Detection Summary does not include radiochemical test results.

Eurofins Lancaster Laboratories Environment Testing, LLC

Detection Summary

Client: Integral Consulting Inc NYSERDA FOIL Response, January 30, 2024 (R000359-122823)

PDF Page 132 of 526
Job ID: 410-139126-1

Project/Site: Solar Farm/Battery NY State

Client Sample ID: SS-10 (0.75-1) (Continued)

Lab Sample ID: 410-139126-6

Analyte	Result	Qualifier	RL	MDL	Unit	Dil Fac	D	Method	Prep Type
Mercury	0.031	J	0.074	0.025	mg/Kg	1	*	7471B	Total/NA

Client Sample ID: TB1-20230814

Lab Sample ID: 410-139126-7

No Detections.

Client Sample ID: EB1-20230814

Lab Sample ID: 410-139126-8

Analyte	Result	Qualifier	RL	MDL	Unit	Dil Fac	D	Method	Prep Type
Chloroform	0.95	J	1.0	0.30	ug/L	1		8260D	Total/NA
Mercury	0.084	J	0.20	0.079	ug/L	1		7470A	Total/NA

Client Sample ID: EB2-20230814

Lab Sample ID: 410-139126-9

Analyte	Result	Qualifier	RL	MDL	Unit	Dil Fac	D	Method	Prep Type
Chloroform	0.94	J	1.0	0.30	ug/L	1		8260D	Total/NA
Manganese	0.96	J	2.0	0.95	ug/L	1		6020B	Total Recoverable
Sodium	230		200	90	ug/L	1		6020B	Total Recoverable
Mercury	0.080	J	0.20	0.079	ug/L	1		7470A	Total/NA

Client Sample ID: TB2-20230814

Lab Sample ID: 410-139126-10

No Detections.

This Detection Summary does not include radiochemical test results.

Eurofins Lancaster Laboratories Environment Testing, LLC

Client Sample Results

Client: Integral Consulting Inc

NYSERDA FOIL Response, January 30, 2024 (R000359-122823)

PDF Page 133 of 526

Job ID: 410-139126-1

Project/Site: Solar Farm/Battery NY State

Client Sample ID: SS-4 (0-0.25)

Lab Sample ID: 410-139126-1

Date Collected: 08/14/23 14:35

Matrix: Solid

Date Received: 08/16/23 09:50

Percent Solids: 63.7

Method: SW846 8260D - Volatile Organic Compounds by GC/MS

Analyte	Result	Qualifier	RL	MDL	Unit	D	Prepared	Analyzed	Dil Fac
1,1,1-Trichloroethane	ND	F1	8.4	1.0	ug/Kg	☼	08/21/23 16:03	08/25/23 12:30	1
1,1,2-Trichloroethane	ND	F1	8.4	0.84	ug/Kg	☼	08/21/23 16:03	08/25/23 12:30	1
1,1-Dichloroethene	ND		8.4	0.84	ug/Kg	☼	08/21/23 16:03	08/25/23 12:30	1
1,2,4-Trichlorobenzene	ND	F1	17	8.4	ug/Kg	☼	08/21/23 16:03	08/25/23 12:30	1
1,2-Dichlorobenzene	ND	F2 F1	8.4	1.2	ug/Kg	☼	08/21/23 16:03	08/25/23 12:30	1
1,2-Dichloroethane	ND	F1	8.4	1.0	ug/Kg	☼	08/21/23 16:03	08/25/23 12:30	1
1,2-Dichloropropane	ND	F1	8.4	0.84	ug/Kg	☼	08/21/23 16:03	08/25/23 12:30	1
1,4-Dichlorobenzene	ND	F2 F1	8.4	1.2	ug/Kg	☼	08/21/23 16:03	08/25/23 12:30	1
Benzene	ND	F1	8.4	0.84	ug/Kg	☼	08/21/23 16:03	08/25/23 12:30	1
Bromodichloromethane	ND	F1	8.4	1.2	ug/Kg	☼	08/21/23 16:03	08/25/23 12:30	1
Bromoform	ND	F1	17	8.4	ug/Kg	☼	08/21/23 16:03	08/25/23 12:30	1
Carbon tetrachloride	ND	F1	8.4	1.2	ug/Kg	☼	08/21/23 16:03	08/25/23 12:30	1
Chlorobenzene	ND	F2 F1	8.4	1.2	ug/Kg	☼	08/21/23 16:03	08/25/23 12:30	1
Chloroform	ND	F1	8.4	1.0	ug/Kg	☼	08/21/23 16:03	08/25/23 12:30	1
cis-1,2-Dichloroethene	ND	F1	8.4	0.84	ug/Kg	☼	08/21/23 16:03	08/25/23 12:30	1
Dibromochloromethane	ND	F1	8.4	0.84	ug/Kg	☼	08/21/23 16:03	08/25/23 12:30	1
Ethylbenzene	ND	F2 F1	8.4	1.2	ug/Kg	☼	08/21/23 16:03	08/25/23 12:30	1
m&p-Xylene	ND	F2 F1	8.4	3.4	ug/Kg	☼	08/21/23 16:03	08/25/23 12:30	1
Methylene Chloride	ND	F1	8.4	3.4	ug/Kg	☼	08/21/23 16:03	08/25/23 12:30	1
o-Xylene	ND	F2 F1	8.4	1.2	ug/Kg	☼	08/21/23 16:03	08/25/23 12:30	1
Styrene	ND	F2 F1	8.4	1.2	ug/Kg	☼	08/21/23 16:03	08/25/23 12:30	1
Tetrachloroethene	ND	F1	8.4	1.2	ug/Kg	☼	08/21/23 16:03	08/25/23 12:30	1
Toluene	ND	F1	8.4	1.0	ug/Kg	☼	08/21/23 16:03	08/25/23 12:30	1
trans-1,2-Dichloroethene	ND	F1	8.4	0.84	ug/Kg	☼	08/21/23 16:03	08/25/23 12:30	1
Trichloroethene	ND	F1	8.4	0.84	ug/Kg	☼	08/21/23 16:03	08/25/23 12:30	1
Vinyl chloride	ND		8.4	1.0	ug/Kg	☼	08/21/23 16:03	08/25/23 12:30	1

Tentatively Identified Compound	Est. Result	Qualifier	Unit	D	RT	CAS No.	Prepared	Analyzed	Dil Fac
Unknown	14	T J	ug/Kg	☼	2.24	N/A	08/21/23 16:03	08/25/23 12:30	1
Acetone	9.0	T J N	ug/Kg	☼	3.41	67-64-1	08/21/23 16:03	08/25/23 12:30	1
Pentanal	18	T J N	ug/Kg	☼	8.38	110-62-3	08/21/23 16:03	08/25/23 12:30	1
Cyclotrisiloxane, hexamethyl-	77	T J N B	ug/Kg	☼	10.06	541-05-9	08/21/23 16:03	08/25/23 12:30	1
Hexanal	65	T J N	ug/Kg	☼	10.45	66-25-1	08/21/23 16:03	08/25/23 12:30	1
Cyclotetrasiloxane, octamethyl-	110	T J N	ug/Kg	☼	12.10	556-67-2	08/21/23 16:03	08/25/23 12:30	1
Unknown	12	T J	ug/Kg	☼	13.42	N/A	08/21/23 16:03	08/25/23 12:30	1

Surrogate	%Recovery	Qualifier	Limits	Prepared	Analyzed	Dil Fac
4-Bromofluorobenzene (Surr)	96		50 - 131	08/21/23 16:03	08/25/23 12:30	1
Dibromofluoromethane (Surr)	97		50 - 141	08/21/23 16:03	08/25/23 12:30	1
1,2-Dichloroethane-d4 (Surr)	108		54 - 135	08/21/23 16:03	08/25/23 12:30	1
Toluene-d8 (Surr)	98		52 - 141	08/21/23 16:03	08/25/23 12:30	1

Method: SW846 8270E - Semivolatile Organic Compounds (GC/MS)

Analyte	Result	Qualifier	RL	MDL	Unit	D	Prepared	Analyzed	Dil Fac
1,1'-Biphenyl	ND		57	26	ug/Kg	☼	08/22/23 16:49	08/23/23 17:37	1
2,2'-oxybis[1-chloropropane]	ND		68	31	ug/Kg	☼	08/22/23 16:49	08/23/23 17:37	1
2,4,5-Trichlorophenol	ND		57	26	ug/Kg	☼	08/22/23 16:49	08/23/23 17:37	1
2,4,6-Trichlorophenol	ND		57	26	ug/Kg	☼	08/22/23 16:49	08/23/23 17:37	1
2,4-Dichlorophenol	ND		68	31	ug/Kg	☼	08/22/23 16:49	08/23/23 17:37	1
2,4-Dimethylphenol	ND		57	26	ug/Kg	☼	08/22/23 16:49	08/23/23 17:37	1

Eurofins Lancaster Laboratories Environment Testing, LLC

Client Sample Results

Client: Integral Consulting Inc

NYSERDA FOIL Response, January 30, 2024 (R000359-122823)

PDF Page 134 of 526

Job ID: 410-139126-1

Project/Site: Solar Farm/Battery NY State

Client Sample ID: SS-4 (0-0.25)

Lab Sample ID: 410-139126-1

Date Collected: 08/14/23 14:35

Matrix: Solid

Date Received: 08/16/23 09:50

Percent Solids: 63.7

Method: SW846 8270E - Semivolatile Organic Compounds (GC/MS) (Continued)

Analyte	Result	Qualifier	RL	MDL	Unit	D	Prepared	Analyzed	Dil Fac
2,4-Dinitrophenol	ND	F1	1600	260	ug/Kg	☼	08/22/23 16:49	08/23/23 17:37	1
2,4-Dinitrotoluene	ND	F1	260	52	ug/Kg	☼	08/22/23 16:49	08/23/23 17:37	1
2,6-Dinitrotoluene	ND	F1	57	26	ug/Kg	☼	08/22/23 16:49	08/23/23 17:37	1
2-Chloronaphthalene	ND		52	21	ug/Kg	☼	08/22/23 16:49	08/23/23 17:37	1
2-Chlorophenol	ND		57	26	ug/Kg	☼	08/22/23 16:49	08/23/23 17:37	1
2-Methylnaphthalene	ND		26	7.8	ug/Kg	☼	08/22/23 16:49	08/23/23 17:37	1
2-Methylphenol	ND		78	31	ug/Kg	☼	08/22/23 16:49	08/23/23 17:37	1
2-Nitroaniline	ND		78	26	ug/Kg	☼	08/22/23 16:49	08/23/23 17:37	1
2-Nitrophenol	ND	F1 F2	78	31	ug/Kg	☼	08/22/23 16:49	08/23/23 17:37	1
3,3'-Dichlorobenzidine	ND	F1 F2	260	52	ug/Kg	☼	08/22/23 16:49	08/23/23 17:37	1
3-Nitroaniline	ND	F1 F2	260	52	ug/Kg	☼	08/22/23 16:49	08/23/23 17:37	1
4,6-Dinitro-2-methylphenol	ND	F1 F2	780	260	ug/Kg	☼	08/22/23 16:49	08/23/23 17:37	1
4-Bromophenyl phenyl ether	ND		57	26	ug/Kg	☼	08/22/23 16:49	08/23/23 17:37	1
4-Chloro-3-methylphenol	ND		78	31	ug/Kg	☼	08/22/23 16:49	08/23/23 17:37	1
4-Chloroaniline	ND	F1	260	52	ug/Kg	☼	08/22/23 16:49	08/23/23 17:37	1
4-Chlorophenyl phenyl ether	ND		57	26	ug/Kg	☼	08/22/23 16:49	08/23/23 17:37	1
4-Methylphenol	43	J	78	26	ug/Kg	☼	08/22/23 16:49	08/23/23 17:37	1
4-Nitroaniline	ND	F1 F2	260	52	ug/Kg	☼	08/22/23 16:49	08/23/23 17:37	1
4-Nitrophenol	ND		780	260	ug/Kg	☼	08/22/23 16:49	08/23/23 17:37	1
Acenaphthene	ND		26	5.2	ug/Kg	☼	08/22/23 16:49	08/23/23 17:37	1
Acenaphthylene	ND		26	6.3	ug/Kg	☼	08/22/23 16:49	08/23/23 17:37	1
Acetophenone	ND		78	26	ug/Kg	☼	08/22/23 16:49	08/23/23 17:37	1
Anthracene	ND		26	5.2	ug/Kg	☼	08/22/23 16:49	08/23/23 17:37	1
Atrazine	ND	F2	260	100	ug/Kg	☼	08/22/23 16:49	08/23/23 17:37	1
Benzaldehyde	200	J	260	52	ug/Kg	☼	08/22/23 16:49	08/23/23 17:37	1
Benzo[a]anthracene	15	J	26	5.2	ug/Kg	☼	08/22/23 16:49	08/23/23 17:37	1
Benzo[a]pyrene	ND		26	5.2	ug/Kg	☼	08/22/23 16:49	08/23/23 17:37	1
Benzo[b]fluoranthene	37		26	5.2	ug/Kg	☼	08/22/23 16:49	08/23/23 17:37	1
Benzo[g,h,i]perylene	57		26	5.2	ug/Kg	☼	08/22/23 16:49	08/23/23 17:37	1
Benzo[k]fluoranthene	17	J	26	5.2	ug/Kg	☼	08/22/23 16:49	08/23/23 17:37	1
Butyl benzyl phthalate	ND		260	100	ug/Kg	☼	08/22/23 16:49	08/23/23 17:37	1
Caprolactam	ND		260	52	ug/Kg	☼	08/22/23 16:49	08/23/23 17:37	1
Carbazole	ND		57	26	ug/Kg	☼	08/22/23 16:49	08/23/23 17:37	1
Chrysene	26		26	5.2	ug/Kg	☼	08/22/23 16:49	08/23/23 17:37	1
Di-n-butyl phthalate	ND		260	100	ug/Kg	☼	08/22/23 16:49	08/23/23 17:37	1
Di-n-octyl phthalate	ND		260	100	ug/Kg	☼	08/22/23 16:49	08/23/23 17:37	1
Dibenz(a,h)anthracene	27		26	10	ug/Kg	☼	08/22/23 16:49	08/23/23 17:37	1
Dibenzofuran	ND		57	26	ug/Kg	☼	08/22/23 16:49	08/23/23 17:37	1
Diethyl phthalate	ND		260	100	ug/Kg	☼	08/22/23 16:49	08/23/23 17:37	1
Dimethyl phthalate	ND		260	100	ug/Kg	☼	08/22/23 16:49	08/23/23 17:37	1
Fluoranthene	25	J	26	5.2	ug/Kg	☼	08/22/23 16:49	08/23/23 17:37	1
Fluorene	ND		26	5.2	ug/Kg	☼	08/22/23 16:49	08/23/23 17:37	1
Hexachlorobenzene	ND		26	10	ug/Kg	☼	08/22/23 16:49	08/23/23 17:37	1
Hexachlorobutadiene	ND		78	31	ug/Kg	☼	08/22/23 16:49	08/23/23 17:37	1
Hexachlorocyclopentadiene	ND	F1 cn	780	260	ug/Kg	☼	08/22/23 16:49	08/23/23 17:37	1
Hexachloroethane	ND	F1 F2	260	52	ug/Kg	☼	08/22/23 16:49	08/23/23 17:37	1
Indeno[1,2,3-cd]pyrene	40		26	6.3	ug/Kg	☼	08/22/23 16:49	08/23/23 17:37	1
Isophorone	ND		100	26	ug/Kg	☼	08/22/23 16:49	08/23/23 17:37	1
N-Nitrosodi-n-propylamine	ND		100	52	ug/Kg	☼	08/22/23 16:49	08/23/23 17:37	1

Eurofins Lancaster Laboratories Environment Testing, LLC

Client Sample Results

Client: Integral Consulting Inc

NYSERDA FOIL Response, January 30, 2024 (R000359-122823)

PDF Page 135 of 526

Job ID: 410-139126-1

Project/Site: Solar Farm/Battery NY State

Client Sample ID: SS-4 (0-0.25)

Lab Sample ID: 410-139126-1

Date Collected: 08/14/23 14:35

Matrix: Solid

Date Received: 08/16/23 09:50

Percent Solids: 63.7

Method: SW846 8270E - Semivolatile Organic Compounds (GC/MS) (Continued)

Analyte	Result	Qualifier	RL	MDL	Unit	D	Prepared	Analyzed	Dil Fac
N-Nitrosodiphenylamine	ND	F1	57	26	ug/Kg	☼	08/22/23 16:49	08/23/23 17:37	1
Naphthalene	ND		26	10	ug/Kg	☼	08/22/23 16:49	08/23/23 17:37	1
Nitrobenzene	ND		57	26	ug/Kg	☼	08/22/23 16:49	08/23/23 17:37	1
Pentachlorophenol	ND		260	100	ug/Kg	☼	08/22/23 16:49	08/23/23 17:37	1
Phenanthrene	14	J	26	6.3	ug/Kg	☼	08/22/23 16:49	08/23/23 17:37	1
Phenol	ND		57	26	ug/Kg	☼	08/22/23 16:49	08/23/23 17:37	1
Pyrene	19	J	26	5.2	ug/Kg	☼	08/22/23 16:49	08/23/23 17:37	1
Bis(2-chloroethoxy)methane	ND		57	26	ug/Kg	☼	08/22/23 16:49	08/23/23 17:37	1
Bis(2-chloroethyl)ether	ND		57	26	ug/Kg	☼	08/22/23 16:49	08/23/23 17:37	1
Bis(2-ethylhexyl) phthalate	ND		260	100	ug/Kg	☼	08/22/23 16:49	08/23/23 17:37	1

Tentatively Identified Compound	Est. Result	Qualifier	Unit	D	RT	CAS No.	Prepared	Analyzed	Dil Fac
Unknown	1000	T J	ug/Kg	☼	2.00	N/A	08/22/23 16:49	08/23/23 17:37	1
Unknown	2900	T J B	ug/Kg	☼	2.83	N/A	08/22/23 16:49	08/23/23 17:37	1
Benzeneacetic acid	1200	T J N	ug/Kg	☼	6.26	103-82-2	08/22/23 16:49	08/23/23 17:37	1
Vanillin	1200	T J N	ug/Kg	☼	7.09	121-33-5	08/22/23 16:49	08/23/23 17:37	1
Unknown	2100	T J	ug/Kg	☼	8.75	N/A	08/22/23 16:49	08/23/23 17:37	1
Unknown	1800	T J	ug/Kg	☼	9.09	N/A	08/22/23 16:49	08/23/23 17:37	1
Unknown	1500	T J	ug/Kg	☼	9.62	N/A	08/22/23 16:49	08/23/23 17:37	1
n-Hexadecanoic acid	1300	T J N	ug/Kg	☼	9.67	57-10-3	08/22/23 16:49	08/23/23 17:37	1
Unknown	1200	T J	ug/Kg	☼	12.19	N/A	08/22/23 16:49	08/23/23 17:37	1
Triacontane	2500	T J N	ug/Kg	☼	13.42	638-68-6	08/22/23 16:49	08/23/23 17:37	1
Ergost-5-en-3-ol, (3.beta.)-	1200	T J N	ug/Kg	☼	13.86	4651-51-8	08/22/23 16:49	08/23/23 17:37	1
Stigmasterol	1400	T J N	ug/Kg	☼	13.94	83-48-7	08/22/23 16:49	08/23/23 17:37	1
.gamma.-Sitosterol	3700	T J N	ug/Kg	☼	14.13	83-47-6	08/22/23 16:49	08/23/23 17:37	1
Unknown	1200	T J	ug/Kg	☼	14.34	N/A	08/22/23 16:49	08/23/23 17:37	1
Unknown	1300	T J	ug/Kg	☼	14.44	N/A	08/22/23 16:49	08/23/23 17:37	1

Surrogate	%Recovery	Qualifier	Limits	Prepared	Analyzed	Dil Fac
2,4,6-Tribromophenol (Surr)	69		10 - 138	08/22/23 16:49	08/23/23 17:37	1
2-Fluorobiphenyl (Surr)	65		37 - 120	08/22/23 16:49	08/23/23 17:37	1
2-Fluorophenol (Surr)	60		22 - 120	08/22/23 16:49	08/23/23 17:37	1
Nitrobenzene-d5 (Surr)	71		26 - 120	08/22/23 16:49	08/23/23 17:37	1
p-Terphenyl-d14 (Surr)	81		40 - 133	08/22/23 16:49	08/23/23 17:37	1
Phenol-d5 (Surr)	60		27 - 120	08/22/23 16:49	08/23/23 17:37	1

Method: SW846 6010D - Metals (ICP)

Analyte	Result	Qualifier	RL	MDL	Unit	D	Prepared	Analyzed	Dil Fac
Lithium	26		7.8	3.1	mg/Kg	☼	08/16/23 19:28	08/17/23 09:10	1

Method: SW846 6020B - Metals (ICP/MS)

Analyte	Result	Qualifier	RL	MDL	Unit	D	Prepared	Analyzed	Dil Fac
Aluminum	46000	^2	160	77	mg/Kg	☼	08/16/23 19:28	08/21/23 10:38	10
Antimony	0.14	J F1	0.31	0.12	mg/Kg	☼	08/16/23 19:28	08/21/23 00:43	2
Arsenic	4.6		0.62	0.21	mg/Kg	☼	08/16/23 19:28	08/21/23 00:43	2
Barium	420	F2	3.1	1.4	mg/Kg	☼	08/16/23 19:28	08/21/23 00:45	10
Beryllium	1.9		0.16	0.037	mg/Kg	☼	08/16/23 19:28	08/21/23 00:43	2
Cadmium	0.63	^5-	0.16	0.062	mg/Kg	☼	08/16/23 19:28	08/21/23 00:43	2
Calcium	10000		62	30	mg/Kg	☼	08/16/23 19:28	08/21/23 00:43	2
Chromium	54	F1	0.62	0.30	mg/Kg	☼	08/16/23 19:28	08/21/23 00:43	2

Eurofins Lancaster Laboratories Environment Testing, LLC

Client Sample Results

Client: Integral Consulting Inc

NYSERDA FOIL Response, January 30, 2024 (R000359-122823)

PDF Page 136 of 526

Job ID: 410-139126-1

Project/Site: Solar Farm/Battery NY State

Client Sample ID: SS-4 (0-0.25)

Lab Sample ID: 410-139126-1

Date Collected: 08/14/23 14:35

Matrix: Solid

Date Received: 08/16/23 09:50

Percent Solids: 63.7

Method: SW846 6020B - Metals (ICP/MS) (Continued)

Analyte	Result	Qualifier	RL	MDL	Unit	D	Prepared	Analyzed	Dil Fac
Cobalt	11		0.31	0.12	mg/Kg	☼	08/16/23 19:28	08/21/23 00:43	2
Copper	35	F1	0.62	0.28	mg/Kg	☼	08/16/23 19:28	08/21/23 00:43	2
Iron	41000	F2	160	72	mg/Kg	☼	08/16/23 19:28	08/21/23 00:45	10
Lead	15	F1	0.31	0.12	mg/Kg	☼	08/16/23 19:28	08/21/23 00:43	2
Magnesium	8300		16	7.6	mg/Kg	☼	08/16/23 19:28	08/21/23 00:43	2
Manganese	850		0.62	0.31	mg/Kg	☼	08/16/23 19:28	08/21/23 00:43	2
Nickel	38	F1	0.62	0.30	mg/Kg	☼	08/16/23 19:28	08/21/23 00:43	2
Potassium	6400	F2	62	25	mg/Kg	☼	08/16/23 19:28	08/21/23 00:43	2
Selenium	0.69		0.62	0.16	mg/Kg	☼	08/16/23 19:28	08/21/23 00:43	2
Silver	0.20		0.16	0.063	mg/Kg	☼	08/16/23 19:28	08/21/23 00:43	2
Sodium	130		78	37	mg/Kg	☼	08/16/23 19:28	08/21/23 10:36	2
Thallium	0.35		0.16	0.061	mg/Kg	☼	08/16/23 19:28	08/21/23 00:43	2
Zinc	120	F1	47	6.2	mg/Kg	☼	08/16/23 19:28	08/21/23 00:43	2
Vanadium	66	F1	1.2	0.31	mg/Kg	☼	08/16/23 19:28	08/21/23 00:43	2

Method: SW846 7471B - Mercury (CVAA)

Analyte	Result	Qualifier	RL	MDL	Unit	D	Prepared	Analyzed	Dil Fac
Mercury	0.097		0.088	0.029	mg/Kg	☼	08/16/23 21:34	08/17/23 10:21	1

General Chemistry

Analyte	Result	Qualifier	RL	MDL	Unit	D	Prepared	Analyzed	Dil Fac
Percent Moisture (EPA Moisture)	36.3		1.0	1.0	%			08/17/23 06:40	1

Client Sample ID: SS-4 (0.75-1)

Lab Sample ID: 410-139126-2

Date Collected: 08/14/23 14:55

Matrix: Solid

Date Received: 08/16/23 09:50

Percent Solids: 67.2

Method: SW846 8260D - Volatile Organic Compounds by GC/MS

Analyte	Result	Qualifier	RL	MDL	Unit	D	Prepared	Analyzed	Dil Fac
1,1,1-Trichloroethane	ND		7.3	0.87	ug/Kg	☼	08/21/23 16:03	08/25/23 13:38	1
1,1,2-Trichloroethane	ND		7.3	0.73	ug/Kg	☼	08/21/23 16:03	08/25/23 13:38	1
1,1-Dichloroethene	ND		7.3	0.73	ug/Kg	☼	08/21/23 16:03	08/25/23 13:38	1
1,2,4-Trichlorobenzene	ND		15	7.3	ug/Kg	☼	08/21/23 16:03	08/25/23 13:38	1
1,2-Dichlorobenzene	ND		7.3	1.0	ug/Kg	☼	08/21/23 16:03	08/25/23 13:38	1
1,2-Dichloroethane	ND		7.3	0.87	ug/Kg	☼	08/21/23 16:03	08/25/23 13:38	1
1,2-Dichloropropane	ND		7.3	0.73	ug/Kg	☼	08/21/23 16:03	08/25/23 13:38	1
1,4-Dichlorobenzene	ND		7.3	1.0	ug/Kg	☼	08/21/23 16:03	08/25/23 13:38	1
Benzene	ND		7.3	0.73	ug/Kg	☼	08/21/23 16:03	08/25/23 13:38	1
Bromodichloromethane	ND		7.3	1.0	ug/Kg	☼	08/21/23 16:03	08/25/23 13:38	1
Bromoform	ND		15	7.3	ug/Kg	☼	08/21/23 16:03	08/25/23 13:38	1
Carbon tetrachloride	ND		7.3	1.0	ug/Kg	☼	08/21/23 16:03	08/25/23 13:38	1
Chlorobenzene	ND		7.3	1.0	ug/Kg	☼	08/21/23 16:03	08/25/23 13:38	1
Chloroform	ND		7.3	0.87	ug/Kg	☼	08/21/23 16:03	08/25/23 13:38	1
cis-1,2-Dichloroethene	ND		7.3	0.73	ug/Kg	☼	08/21/23 16:03	08/25/23 13:38	1
Dibromochloromethane	ND		7.3	0.73	ug/Kg	☼	08/21/23 16:03	08/25/23 13:38	1
Ethylbenzene	ND		7.3	1.0	ug/Kg	☼	08/21/23 16:03	08/25/23 13:38	1
m&p-Xylene	ND		7.3	2.9	ug/Kg	☼	08/21/23 16:03	08/25/23 13:38	1
Methylene Chloride	ND		7.3	2.9	ug/Kg	☼	08/21/23 16:03	08/25/23 13:38	1
o-Xylene	ND		7.3	1.0	ug/Kg	☼	08/21/23 16:03	08/25/23 13:38	1
Styrene	ND		7.3	1.0	ug/Kg	☼	08/21/23 16:03	08/25/23 13:38	1

Eurofins Lancaster Laboratories Environment Testing, LLC

Client Sample Results

Client: Integral Consulting Inc

NYSERDA FOIL Response, January 30, 2024 (R000359-122823)

PDF Page 137 of 526

Job ID: 410-139126-1

Project/Site: Solar Farm/Battery NY State

Client Sample ID: SS-4 (0.75-1)

Lab Sample ID: 410-139126-2

Date Collected: 08/14/23 14:55

Matrix: Solid

Date Received: 08/16/23 09:50

Percent Solids: 67.2

Method: SW846 8260D - Volatile Organic Compounds by GC/MS (Continued)

Analyte	Result	Qualifier	RL	MDL	Unit	D	Prepared	Analyzed	Dil Fac
Tetrachloroethene	ND		7.3	1.0	ug/Kg	☼	08/21/23 16:03	08/25/23 13:38	1
Toluene	ND		7.3	0.87	ug/Kg	☼	08/21/23 16:03	08/25/23 13:38	1
trans-1,2-Dichloroethene	ND		7.3	0.73	ug/Kg	☼	08/21/23 16:03	08/25/23 13:38	1
Trichloroethene	ND		7.3	0.73	ug/Kg	☼	08/21/23 16:03	08/25/23 13:38	1
Vinyl chloride	ND		7.3	0.87	ug/Kg	☼	08/21/23 16:03	08/25/23 13:38	1

Tentatively Identified Compound	Est. Result	Qualifier	Unit	D	RT	CAS No.	Prepared	Analyzed	Dil Fac
Acetone	7.9	T J N	ug/Kg	☼	3.43	67-64-1	08/21/23 16:03	08/25/23 13:38	1
Cyclotrisiloxane, hexamethyl-	15	T J N	ug/Kg	☼	10.06	541-05-9	08/21/23 16:03	08/25/23 13:38	1

Surrogate	%Recovery	Qualifier	Limits	Prepared	Analyzed	Dil Fac
4-Bromofluorobenzene (Surr)	96		50 - 131	08/21/23 16:03	08/25/23 13:38	1
Dibromofluoromethane (Surr)	97		50 - 141	08/21/23 16:03	08/25/23 13:38	1
1,2-Dichloroethane-d4 (Surr)	107		54 - 135	08/21/23 16:03	08/25/23 13:38	1
Toluene-d8 (Surr)	98		52 - 141	08/21/23 16:03	08/25/23 13:38	1

Method: SW846 8270E - Semivolatile Organic Compounds (GC/MS)

Analyte	Result	Qualifier	RL	MDL	Unit	D	Prepared	Analyzed	Dil Fac
1,1'-Biphenyl	ND		54	24	ug/Kg	☼	08/22/23 16:49	08/23/23 21:54	1
2,2'-oxybis[1-chloropropane]	ND	cn	64	29	ug/Kg	☼	08/22/23 16:49	08/23/23 21:54	1
2,4,5-Trichlorophenol	ND		54	24	ug/Kg	☼	08/22/23 16:49	08/23/23 21:54	1
2,4,6-Trichlorophenol	ND		54	24	ug/Kg	☼	08/22/23 16:49	08/23/23 21:54	1
2,4-Dichlorophenol	ND		64	29	ug/Kg	☼	08/22/23 16:49	08/23/23 21:54	1
2,4-Dimethylphenol	ND		54	24	ug/Kg	☼	08/22/23 16:49	08/23/23 21:54	1
2,4-Dinitrophenol	ND		1500	240	ug/Kg	☼	08/22/23 16:49	08/23/23 21:54	1
2,4-Dinitrotoluene	ND		240	49	ug/Kg	☼	08/22/23 16:49	08/23/23 21:54	1
2,6-Dinitrotoluene	ND		54	24	ug/Kg	☼	08/22/23 16:49	08/23/23 21:54	1
2-Chloronaphthalene	ND		49	20	ug/Kg	☼	08/22/23 16:49	08/23/23 21:54	1
2-Chlorophenol	ND		54	24	ug/Kg	☼	08/22/23 16:49	08/23/23 21:54	1
2-Methylnaphthalene	18	J	24	7.3	ug/Kg	☼	08/22/23 16:49	08/23/23 21:54	1
2-Methylphenol	ND		73	29	ug/Kg	☼	08/22/23 16:49	08/23/23 21:54	1
2-Nitroaniline	ND		73	24	ug/Kg	☼	08/22/23 16:49	08/23/23 21:54	1
2-Nitrophenol	ND		73	29	ug/Kg	☼	08/22/23 16:49	08/23/23 21:54	1
3,3'-Dichlorobenzidine	ND		240	49	ug/Kg	☼	08/22/23 16:49	08/23/23 21:54	1
3-Nitroaniline	ND		240	49	ug/Kg	☼	08/22/23 16:49	08/23/23 21:54	1
4,6-Dinitro-2-methylphenol	ND		730	240	ug/Kg	☼	08/22/23 16:49	08/23/23 21:54	1
4-Bromophenyl phenyl ether	ND		54	24	ug/Kg	☼	08/22/23 16:49	08/23/23 21:54	1
4-Chloro-3-methylphenol	ND		73	29	ug/Kg	☼	08/22/23 16:49	08/23/23 21:54	1
4-Chloroaniline	ND		240	49	ug/Kg	☼	08/22/23 16:49	08/23/23 21:54	1
4-Chlorophenyl phenyl ether	ND		54	24	ug/Kg	☼	08/22/23 16:49	08/23/23 21:54	1
4-Methylphenol	ND		73	24	ug/Kg	☼	08/22/23 16:49	08/23/23 21:54	1
4-Nitroaniline	ND		240	49	ug/Kg	☼	08/22/23 16:49	08/23/23 21:54	1
4-Nitrophenol	ND		730	240	ug/Kg	☼	08/22/23 16:49	08/23/23 21:54	1
Acenaphthene	ND		24	4.9	ug/Kg	☼	08/22/23 16:49	08/23/23 21:54	1
Acenaphthylene	ND		24	5.9	ug/Kg	☼	08/22/23 16:49	08/23/23 21:54	1
Acetophenone	ND		73	24	ug/Kg	☼	08/22/23 16:49	08/23/23 21:54	1
Anthracene	ND		24	4.9	ug/Kg	☼	08/22/23 16:49	08/23/23 21:54	1
Atrazine	ND	cn	240	98	ug/Kg	☼	08/22/23 16:49	08/23/23 21:54	1
Benzaldehyde	75	J	240	49	ug/Kg	☼	08/22/23 16:49	08/23/23 21:54	1
Benzo[a]anthracene	ND		24	4.9	ug/Kg	☼	08/22/23 16:49	08/23/23 21:54	1

Eurofins Lancaster Laboratories Environment Testing, LLC

Client Sample Results

Client: Integral Consulting Inc
 Project/Site: Solar Farm/Battery NY State

PDF Page 138 of 526
 Job ID: 410-139126-1

Client Sample ID: SS-4 (0.75-1)

Lab Sample ID: 410-139126-2

Date Collected: 08/14/23 14:55

Matrix: Solid

Date Received: 08/16/23 09:50

Percent Solids: 67.2

Method: SW846 8270E - Semivolatile Organic Compounds (GC/MS) (Continued)

Analyte	Result	Qualifier	RL	MDL	Unit	D	Prepared	Analyzed	Dil Fac
Benzo[a]pyrene	ND		24	4.9	ug/Kg	☼	08/22/23 16:49	08/23/23 21:54	1
Benzo[b]fluoranthene	ND		24	4.9	ug/Kg	☼	08/22/23 16:49	08/23/23 21:54	1
Benzo[g,h,i]perylene	ND		24	4.9	ug/Kg	☼	08/22/23 16:49	08/23/23 21:54	1
Benzo[k]fluoranthene	ND		24	4.9	ug/Kg	☼	08/22/23 16:49	08/23/23 21:54	1
Butyl benzy l phthalate	ND		240	98	ug/Kg	☼	08/22/23 16:49	08/23/23 21:54	1
Caprolactam	ND	cn	240	49	ug/Kg	☼	08/22/23 16:49	08/23/23 21:54	1
Carbazole	ND		54	24	ug/Kg	☼	08/22/23 16:49	08/23/23 21:54	1
Chrysene	5.3	J	24	4.9	ug/Kg	☼	08/22/23 16:49	08/23/23 21:54	1
Di-n-butyl phthalate	ND		240	98	ug/Kg	☼	08/22/23 16:49	08/23/23 21:54	1
Di-n-octyl phthalate	ND		240	98	ug/Kg	☼	08/22/23 16:49	08/23/23 21:54	1
Dibenz(a,h)anthracene	ND		24	9.8	ug/Kg	☼	08/22/23 16:49	08/23/23 21:54	1
Dibenzofuran	ND		54	24	ug/Kg	☼	08/22/23 16:49	08/23/23 21:54	1
Diethyl phthalate	ND		240	98	ug/Kg	☼	08/22/23 16:49	08/23/23 21:54	1
Dimethyl phthalate	ND		240	98	ug/Kg	☼	08/22/23 16:49	08/23/23 21:54	1
Fluoranthene	ND		24	4.9	ug/Kg	☼	08/22/23 16:49	08/23/23 21:54	1
Fluorene	ND		24	4.9	ug/Kg	☼	08/22/23 16:49	08/23/23 21:54	1
Hexachlorobenzene	ND		24	9.8	ug/Kg	☼	08/22/23 16:49	08/23/23 21:54	1
Hexachlorobutadiene	ND		73	29	ug/Kg	☼	08/22/23 16:49	08/23/23 21:54	1
Hexachlorocyclopentadiene	ND	cn	730	240	ug/Kg	☼	08/22/23 16:49	08/23/23 21:54	1
Hexachloroethane	ND		240	49	ug/Kg	☼	08/22/23 16:49	08/23/23 21:54	1
Indeno[1,2,3-cd]pyrene	ND		24	5.9	ug/Kg	☼	08/22/23 16:49	08/23/23 21:54	1
Isophorone	ND		98	24	ug/Kg	☼	08/22/23 16:49	08/23/23 21:54	1
N-Nitrosodi-n-propylamine	ND		98	49	ug/Kg	☼	08/22/23 16:49	08/23/23 21:54	1
N-Nitrosodiphenylamine	ND		54	24	ug/Kg	☼	08/22/23 16:49	08/23/23 21:54	1
Naphthalene	13	J	24	9.8	ug/Kg	☼	08/22/23 16:49	08/23/23 21:54	1
Nitrobenzene	ND		54	24	ug/Kg	☼	08/22/23 16:49	08/23/23 21:54	1
Pentachlorophenol	ND	cn	240	98	ug/Kg	☼	08/22/23 16:49	08/23/23 21:54	1
Phenanthrene	8.6	J	24	5.9	ug/Kg	☼	08/22/23 16:49	08/23/23 21:54	1
Phenol	ND		54	24	ug/Kg	☼	08/22/23 16:49	08/23/23 21:54	1
Pyrene	5.8	J	24	4.9	ug/Kg	☼	08/22/23 16:49	08/23/23 21:54	1
Bis(2-chloroethoxy)methane	ND		54	24	ug/Kg	☼	08/22/23 16:49	08/23/23 21:54	1
Bis(2-chloroethyl)ether	ND		54	24	ug/Kg	☼	08/22/23 16:49	08/23/23 21:54	1
Bis(2-ethylhexyl) phthalate	ND		240	98	ug/Kg	☼	08/22/23 16:49	08/23/23 21:54	1

Tentatively Identified Compound	Est. Result	Qualifier	Unit	D	RT	CAS No.	Prepared	Analyzed	Dil Fac
Unknown	3200	T J	ug/Kg	☼	2.75	N/A	08/22/23 16:49	08/23/23 21:54	1
Unknown	14000	T J	ug/Kg	☼	3.45	N/A	08/22/23 16:49	08/23/23 21:54	1
Unknown	970	T J	ug/Kg	☼	4.22	N/A	08/22/23 16:49	08/23/23 21:54	1
Unknown	650	T J	ug/Kg	☼	5.76	N/A	08/22/23 16:49	08/23/23 21:54	1
Unknown	650	T J	ug/Kg	☼	10.05	N/A	08/22/23 16:49	08/23/23 21:54	1
n-Hexadecanoic acid	1200	T J N	ug/Kg	☼	10.09	57-10-3	08/22/23 16:49	08/23/23 21:54	1
Unknown	710	T J	ug/Kg	☼	11.52	N/A	08/22/23 16:49	08/23/23 21:54	1
Cyclotetradecane	3500	T J N	ug/Kg	☼	12.66	295-17-0	08/22/23 16:49	08/23/23 21:54	1
Unknown	940	T J	ug/Kg	☼	12.89	N/A	08/22/23 16:49	08/23/23 21:54	1
Cyclotetracosane	2000	T J N	ug/Kg	☼	13.32	297-03-0	08/22/23 16:49	08/23/23 21:54	1
Heneicosane, 11-pentyl-	1000	T J N	ug/Kg	☼	13.93	14739-72-1	08/22/23 16:49	08/23/23 21:54	1
Unknown	760	T J	ug/Kg	☼	13.96	N/A	08/22/23 16:49	08/23/23 21:54	1
.gamma.-Sitosterol	1000	T J N	ug/Kg	☼	14.79	83-47-6	08/22/23 16:49	08/23/23 21:54	1

Client Sample Results

Client: Integral Consulting Inc

NYSERDA FOIL Response, January 30, 2024 (R000359-122823)

PDF Page 139 of 526

Job ID: 410-139126-1

Project/Site: Solar Farm/Battery NY State

Client Sample ID: SS-4 (0.75-1)

Lab Sample ID: 410-139126-2

Date Collected: 08/14/23 14:55

Matrix: Solid

Date Received: 08/16/23 09:50

Percent Solids: 67.2

Method: SW846 8270E - Semivolatile Organic Compounds (GC/MS) (Continued)

Tentatively Identified Compound	Est. Result	Qualifier	Unit	D	RT	CAS No.	Prepared	Analyzed	Dil Fac
Isoquinoline, 1,2,3,4-tetrahydro-7-methoxy-2-methyl-8-phenyl	710	T J N	ug/Kg	☼	14.85	36646-87-4	08/22/23 16:49	08/23/23 21:54	1
Unknown	620	T J	ug/Kg	☼	15.18	N/A	08/22/23 16:49	08/23/23 21:54	1
Surrogate	%Recovery	Qualifier	Limits				Prepared	Analyzed	Dil Fac
2,4,6-Tribromophenol (Surr)	65		10 - 138				08/22/23 16:49	08/23/23 21:54	1
2-Fluorobiphenyl (Surr)	65		37 - 120				08/22/23 16:49	08/23/23 21:54	1
2-Fluorophenol (Surr)	56		22 - 120				08/22/23 16:49	08/23/23 21:54	1
Nitrobenzene-d5 (Surr)	62		26 - 120				08/22/23 16:49	08/23/23 21:54	1
p-Terphenyl-d14 (Surr)	81		40 - 133				08/22/23 16:49	08/23/23 21:54	1
Phenol-d5 (Surr)	60		27 - 120				08/22/23 16:49	08/23/23 21:54	1

Method: SW846 6010D - Metals (ICP)

Analyte	Result	Qualifier	RL	MDL	Unit	D	Prepared	Analyzed	Dil Fac
Lithium	40		15	5.9	mg/Kg	☼	08/16/23 19:28	08/17/23 10:52	2

Method: SW846 6020B - Metals (ICP/MS)

Analyte	Result	Qualifier	RL	MDL	Unit	D	Prepared	Analyzed	Dil Fac
Aluminum	68000	^2	150	73	mg/Kg	☼	08/16/23 19:28	08/20/23 18:03	10
Antimony	ND		0.29	0.12	mg/Kg	☼	08/16/23 19:28	08/20/23 18:01	2
Arsenic	6.2		0.59	0.20	mg/Kg	☼	08/16/23 19:28	08/20/23 18:01	2
Barium	630	^2	2.9	1.3	mg/Kg	☼	08/16/23 19:28	08/20/23 18:03	10
Beryllium	3.1		0.15	0.035	mg/Kg	☼	08/16/23 19:28	08/20/23 18:01	2
Cadmium	0.63		0.15	0.059	mg/Kg	☼	08/16/23 19:28	08/20/23 18:01	2
Calcium	10000		59	29	mg/Kg	☼	08/16/23 19:28	08/21/23 11:32	2
Chromium	83		0.59	0.28	mg/Kg	☼	08/16/23 19:28	08/20/23 18:01	2
Cobalt	18	^2	0.29	0.12	mg/Kg	☼	08/16/23 19:28	08/20/23 18:01	2
Copper	60	^2	0.59	0.27	mg/Kg	☼	08/16/23 19:28	08/20/23 18:01	2
Iron	54000	^2	150	68	mg/Kg	☼	08/16/23 19:28	08/20/23 18:03	10
Lead	17		0.29	0.11	mg/Kg	☼	08/16/23 19:28	08/20/23 18:01	2
Magnesium	13000		15	7.2	mg/Kg	☼	08/16/23 19:28	08/20/23 18:01	2
Manganese	1100	^2	0.59	0.29	mg/Kg	☼	08/16/23 19:28	08/20/23 18:01	2
Nickel	64		0.59	0.28	mg/Kg	☼	08/16/23 19:28	08/20/23 18:01	2
Potassium	10000		59	24	mg/Kg	☼	08/16/23 19:28	08/20/23 18:01	2
Selenium	0.37	J	0.59	0.15	mg/Kg	☼	08/16/23 19:28	08/20/23 18:01	2
Silver	0.29		0.15	0.060	mg/Kg	☼	08/16/23 19:28	08/20/23 18:01	2
Sodium	190		74	35	mg/Kg	☼	08/16/23 19:28	08/20/23 18:01	2
Thallium	0.59		0.15	0.058	mg/Kg	☼	08/16/23 19:28	08/20/23 18:01	2
Zinc	170		44	5.9	mg/Kg	☼	08/16/23 19:28	08/20/23 18:01	2
Vanadium	99		1.2	0.29	mg/Kg	☼	08/16/23 19:28	08/20/23 18:01	2

Method: SW846 7471B - Mercury (CVAA)

Analyte	Result	Qualifier	RL	MDL	Unit	D	Prepared	Analyzed	Dil Fac
Mercury	0.11		0.088	0.029	mg/Kg	☼	08/16/23 21:34	08/17/23 11:14	1

General Chemistry

Analyte	Result	Qualifier	RL	MDL	Unit	D	Prepared	Analyzed	Dil Fac
Percent Moisture (EPA Moisture)	32.8		1.0	1.0	%			08/17/23 06:40	1

Client Sample Results

Client: Integral Consulting Inc

NYSERDA FOIL Response, January 30, 2024 (R000359-122823)

PDF Page 140 of 526

Job ID: 410-139126-1

Project/Site: Solar Farm/Battery NY State

Client Sample ID: SS-11 (0-0.25)

Lab Sample ID: 410-139126-3

Date Collected: 08/14/23 15:40

Matrix: Solid

Date Received: 08/16/23 09:50

Percent Solids: 75.0

Method: SW846 8260D - Volatile Organic Compounds by GC/MS

Analyte	Result	Qualifier	RL	MDL	Unit	D	Prepared	Analyzed	Dil Fac
1,1,1-Trichloroethane	ND	F1	5.4	0.65	ug/Kg	☼	08/21/23 16:03	08/25/23 14:01	1
1,1,2-Trichloroethane	ND	F1	5.4	0.54	ug/Kg	☼	08/21/23 16:03	08/25/23 14:01	1
1,1-Dichloroethane	ND	F1	5.4	0.54	ug/Kg	☼	08/21/23 16:03	08/25/23 14:01	1
1,2,4-Trichlorobenzene	ND	F1	11	5.4	ug/Kg	☼	08/21/23 16:03	08/25/23 14:01	1
1,2-Dichlorobenzene	ND	F2 F1	5.4	0.76	ug/Kg	☼	08/21/23 16:03	08/25/23 14:01	1
1,2-Dichloroethane	ND	F1	5.4	0.65	ug/Kg	☼	08/21/23 16:03	08/25/23 14:01	1
1,2-Dichloropropane	ND	F1	5.4	0.54	ug/Kg	☼	08/21/23 16:03	08/25/23 14:01	1
1,4-Dichlorobenzene	ND	F2 F1	5.4	0.76	ug/Kg	☼	08/21/23 16:03	08/25/23 14:01	1
Benzene	ND	F1	5.4	0.54	ug/Kg	☼	08/21/23 16:03	08/25/23 14:01	1
Bromodichloromethane	ND	F1	5.4	0.76	ug/Kg	☼	08/21/23 16:03	08/25/23 14:01	1
Bromoform	ND	F1	11	5.4	ug/Kg	☼	08/21/23 16:03	08/25/23 14:01	1
Carbon tetrachloride	ND	F1	5.4	0.76	ug/Kg	☼	08/21/23 16:03	08/25/23 14:01	1
Chlorobenzene	ND	F2 F1	5.4	0.76	ug/Kg	☼	08/21/23 16:03	08/25/23 14:01	1
Chloroform	ND	F1	5.4	0.65	ug/Kg	☼	08/21/23 16:03	08/25/23 14:01	1
cis-1,2-Dichloroethene	ND	F1	5.4	0.54	ug/Kg	☼	08/21/23 16:03	08/25/23 14:01	1
Dibromochloromethane	ND	F1	5.4	0.54	ug/Kg	☼	08/21/23 16:03	08/25/23 14:01	1
Ethylbenzene	ND	F1	5.4	0.76	ug/Kg	☼	08/21/23 16:03	08/25/23 14:01	1
m&p-Xylene	ND	F2 F1	5.4	2.2	ug/Kg	☼	08/21/23 16:03	08/25/23 14:01	1
Methylene Chloride	ND	F1	5.4	2.2	ug/Kg	☼	08/21/23 16:03	08/25/23 14:01	1
o-Xylene	ND	F2 F1	5.4	0.76	ug/Kg	☼	08/21/23 16:03	08/25/23 14:01	1
Styrene	ND	F2 F1	5.4	0.76	ug/Kg	☼	08/21/23 16:03	08/25/23 14:01	1
Tetrachloroethene	ND	F1	5.4	0.76	ug/Kg	☼	08/21/23 16:03	08/25/23 14:01	1
Toluene	ND	F1	5.4	0.65	ug/Kg	☼	08/21/23 16:03	08/25/23 14:01	1
trans-1,2-Dichloroethene	ND	F1	5.4	0.54	ug/Kg	☼	08/21/23 16:03	08/25/23 14:01	1
Trichloroethene	ND	F1	5.4	0.54	ug/Kg	☼	08/21/23 16:03	08/25/23 14:01	1
Vinyl chloride	ND		5.4	0.65	ug/Kg	☼	08/21/23 16:03	08/25/23 14:01	1

Tentatively Identified Compound	Est. Result	Qualifier	Unit	D	RT	CAS No.	Prepared	Analyzed	Dil Fac
Unknown	18	T J	ug/Kg	☼	2.11	N/A	08/21/23 16:03	08/25/23 14:01	1
Unknown	21	T J	ug/Kg	☼	2.24	N/A	08/21/23 16:03	08/25/23 14:01	1
Pentane	15	T J N	ug/Kg	☼	2.91	109-66-0	08/21/23 16:03	08/25/23 14:01	1
Propanal	7.1	T J N	ug/Kg	☼	3.34	123-38-6	08/21/23 16:03	08/25/23 14:01	1
Acetone	6.5	T J N	ug/Kg	☼	3.42	67-64-1	08/21/23 16:03	08/25/23 14:01	1
Pentanal	14	T J N	ug/Kg	☼	8.38	110-62-3	08/21/23 16:03	08/25/23 14:01	1
Unknown	13	T J B	ug/Kg	☼	10.06	N/A	08/21/23 16:03	08/25/23 14:01	1
Hexanal	65	T J N	ug/Kg	☼	10.45	66-25-1	08/21/23 16:03	08/25/23 14:01	1

Surrogate	%Recovery	Qualifier	Limits	Prepared	Analyzed	Dil Fac
4-Bromofluorobenzene (Surr)	95		50 - 131	08/21/23 16:03	08/25/23 14:01	1
Dibromofluoromethane (Surr)	97		50 - 141	08/21/23 16:03	08/25/23 14:01	1
1,2-Dichloroethane-d4 (Surr)	105		54 - 135	08/21/23 16:03	08/25/23 14:01	1
Toluene-d8 (Surr)	97		52 - 141	08/21/23 16:03	08/25/23 14:01	1

Method: SW846 8270E - Semivolatile Organic Compounds (GC/MS)

Analyte	Result	Qualifier	RL	MDL	Unit	D	Prepared	Analyzed	Dil Fac
1,1'-Biphenyl	ND		48	22	ug/Kg	☼	08/22/23 16:49	08/23/23 18:45	1
2,2'-oxybis[1-chloropropane]	ND		57	26	ug/Kg	☼	08/22/23 16:49	08/23/23 18:45	1
2,4,5-Trichlorophenol	ND		48	22	ug/Kg	☼	08/22/23 16:49	08/23/23 18:45	1
2,4,6-Trichlorophenol	ND		48	22	ug/Kg	☼	08/22/23 16:49	08/23/23 18:45	1
2,4-Dichlorophenol	ND		57	26	ug/Kg	☼	08/22/23 16:49	08/23/23 18:45	1

Eurofins Lancaster Laboratories Environment Testing, LLC

Client Sample Results

Client: Integral Consulting Inc NYSERDA FOIL Response, January 30, 2024 (R000359-122823)

PDF Page 141 of 526
Job ID: 410-139126-1

Project/Site: Solar Farm/Battery NY State

Client Sample ID: SS-11 (0-0.25)

Lab Sample ID: 410-139126-3

Date Collected: 08/14/23 15:40

Matrix: Solid

Date Received: 08/16/23 09:50

Percent Solids: 75.0

Method: SW846 8270E - Semivolatile Organic Compounds (GC/MS) (Continued)

Analyte	Result	Qualifier	RL	MDL	Unit	D	Prepared	Analyzed	Dil Fac
2,4-Dimethylphenol	ND		48	22	ug/Kg	☼	08/22/23 16:49	08/23/23 18:45	1
2,4-Dinitrophenol	ND		1300	220	ug/Kg	☼	08/22/23 16:49	08/23/23 18:45	1
2,4-Dinitrotoluene	ND		220	44	ug/Kg	☼	08/22/23 16:49	08/23/23 18:45	1
2,6-Dinitrotoluene	ND		48	22	ug/Kg	☼	08/22/23 16:49	08/23/23 18:45	1
2-Chloronaphthalene	ND		44	17	ug/Kg	☼	08/22/23 16:49	08/23/23 18:45	1
2-Chlorophenol	ND		48	22	ug/Kg	☼	08/22/23 16:49	08/23/23 18:45	1
2-Methylnaphthalene	ND		22	6.6	ug/Kg	☼	08/22/23 16:49	08/23/23 18:45	1
2-Methylphenol	ND		66	26	ug/Kg	☼	08/22/23 16:49	08/23/23 18:45	1
2-Nitroaniline	ND		66	22	ug/Kg	☼	08/22/23 16:49	08/23/23 18:45	1
2-Nitrophenol	ND		66	26	ug/Kg	☼	08/22/23 16:49	08/23/23 18:45	1
3,3'-Dichlorobenzidine	ND	F2 F1	220	44	ug/Kg	☼	08/22/23 16:49	08/23/23 18:45	1
3-Nitroaniline	ND	F2 F1	220	44	ug/Kg	☼	08/22/23 16:49	08/23/23 18:45	1
4,6-Dinitro-2-methylphenol	ND		660	220	ug/Kg	☼	08/22/23 16:49	08/23/23 18:45	1
4-Bromophenyl phenyl ether	ND		48	22	ug/Kg	☼	08/22/23 16:49	08/23/23 18:45	1
4-Chloro-3-methylphenol	ND		66	26	ug/Kg	☼	08/22/23 16:49	08/23/23 18:45	1
4-Chloroaniline	ND	F2 F1	220	44	ug/Kg	☼	08/22/23 16:49	08/23/23 18:45	1
4-Chlorophenyl phenyl ether	ND		48	22	ug/Kg	☼	08/22/23 16:49	08/23/23 18:45	1
4-Methylphenol	ND		66	22	ug/Kg	☼	08/22/23 16:49	08/23/23 18:45	1
4-Nitroaniline	ND	F2 F1	220	44	ug/Kg	☼	08/22/23 16:49	08/23/23 18:45	1
4-Nitrophenol	ND		660	220	ug/Kg	☼	08/22/23 16:49	08/23/23 18:45	1
Acenaphthene	ND		22	4.4	ug/Kg	☼	08/22/23 16:49	08/23/23 18:45	1
Acenaphthylene	ND		22	5.2	ug/Kg	☼	08/22/23 16:49	08/23/23 18:45	1
Acetophenone	ND		66	22	ug/Kg	☼	08/22/23 16:49	08/23/23 18:45	1
Anthracene	ND		22	4.4	ug/Kg	☼	08/22/23 16:49	08/23/23 18:45	1
Atrazine	ND		220	87	ug/Kg	☼	08/22/23 16:49	08/23/23 18:45	1
Benzaldehyde	ND		220	44	ug/Kg	☼	08/22/23 16:49	08/23/23 18:45	1
Benzo[a]anthracene	13 J		22	4.4	ug/Kg	☼	08/22/23 16:49	08/23/23 18:45	1
Benzo[a]pyrene	ND		22	4.4	ug/Kg	☼	08/22/23 16:49	08/23/23 18:45	1
Benzo[b]fluoranthene	34		22	4.4	ug/Kg	☼	08/22/23 16:49	08/23/23 18:45	1
Benzo[g,h,i]perylene	66		22	4.4	ug/Kg	☼	08/22/23 16:49	08/23/23 18:45	1
Benzo[k]fluoranthene	24		22	4.4	ug/Kg	☼	08/22/23 16:49	08/23/23 18:45	1
Butyl benzyl phthalate	ND		220	87	ug/Kg	☼	08/22/23 16:49	08/23/23 18:45	1
Caprolactam	ND		220	44	ug/Kg	☼	08/22/23 16:49	08/23/23 18:45	1
Carbazole	ND		48	22	ug/Kg	☼	08/22/23 16:49	08/23/23 18:45	1
Chrysene	18 J		22	4.4	ug/Kg	☼	08/22/23 16:49	08/23/23 18:45	1
Di-n-butyl phthalate	ND		220	87	ug/Kg	☼	08/22/23 16:49	08/23/23 18:45	1
Di-n-octyl phthalate	ND		220	87	ug/Kg	☼	08/22/23 16:49	08/23/23 18:45	1
Dibenz(a,h)anthracene	51		22	8.7	ug/Kg	☼	08/22/23 16:49	08/23/23 18:45	1
Dibenzofuran	ND		48	22	ug/Kg	☼	08/22/23 16:49	08/23/23 18:45	1
Diethyl phthalate	ND		220	87	ug/Kg	☼	08/22/23 16:49	08/23/23 18:45	1
Dimethyl phthalate	ND		220	87	ug/Kg	☼	08/22/23 16:49	08/23/23 18:45	1
Fluoranthene	18 J		22	4.4	ug/Kg	☼	08/22/23 16:49	08/23/23 18:45	1
Fluorene	ND		22	4.4	ug/Kg	☼	08/22/23 16:49	08/23/23 18:45	1
Hexachlorobenzene	ND		22	8.7	ug/Kg	☼	08/22/23 16:49	08/23/23 18:45	1
Hexachlorobutadiene	ND		66	26	ug/Kg	☼	08/22/23 16:49	08/23/23 18:45	1
Hexachlorocyclopentadiene	ND	F1 cn	660	220	ug/Kg	☼	08/22/23 16:49	08/23/23 18:45	1
Hexachloroethane	ND	F2 F1	220	44	ug/Kg	☼	08/22/23 16:49	08/23/23 18:45	1
Indeno[1,2,3-cd]pyrene	70		22	5.2	ug/Kg	☼	08/22/23 16:49	08/23/23 18:45	1
Isophorone	ND		87	22	ug/Kg	☼	08/22/23 16:49	08/23/23 18:45	1

Eurofins Lancaster Laboratories Environment Testing, LLC

Client Sample Results

Client: Integral Consulting Inc

NYSERDA FOIL Response, January 30, 2024 (R000359-122823)

PDF Page 142 of 526

Job ID: 410-139126-1

Project/Site: Solar Farm/Battery NY State

Client Sample ID: SS-11 (0-0.25)

Lab Sample ID: 410-139126-3

Date Collected: 08/14/23 15:40

Matrix: Solid

Date Received: 08/16/23 09:50

Percent Solids: 75.0

Method: SW846 8270E - Semivolatile Organic Compounds (GC/MS) (Continued)

Analyte	Result	Qualifier	RL	MDL	Unit	D	Prepared	Analyzed	Dil Fac
N-Nitrosodi-n-propylamine	ND		87	44	ug/Kg	☼	08/22/23 16:49	08/23/23 18:45	1
N-Nitrosodiphenylamine	ND		48	22	ug/Kg	☼	08/22/23 16:49	08/23/23 18:45	1
Naphthalene	ND		22	8.7	ug/Kg	☼	08/22/23 16:49	08/23/23 18:45	1
Nitrobenzene	ND		48	22	ug/Kg	☼	08/22/23 16:49	08/23/23 18:45	1
Pentachlorophenol	ND		220	87	ug/Kg	☼	08/22/23 16:49	08/23/23 18:45	1
Phenanthrene	10	J	22	5.2	ug/Kg	☼	08/22/23 16:49	08/23/23 18:45	1
Phenol	ND		48	22	ug/Kg	☼	08/22/23 16:49	08/23/23 18:45	1
Pyrene	14	J	22	4.4	ug/Kg	☼	08/22/23 16:49	08/23/23 18:45	1
Bis(2-chloroethoxy)methane	ND		48	22	ug/Kg	☼	08/22/23 16:49	08/23/23 18:45	1
Bis(2-chloroethyl)ether	ND		48	22	ug/Kg	☼	08/22/23 16:49	08/23/23 18:45	1
Bis(2-ethylhexyl) phthalate	ND		220	87	ug/Kg	☼	08/22/23 16:49	08/23/23 18:45	1

Tentatively Identified Compound	Est. Result	Qualifier	Unit	D	RT	CAS No.	Prepared	Analyzed	Dil Fac
Unknown	3100	T J B	ug/Kg	☼	2.82	N/A	08/22/23 16:49	08/23/23 18:45	1
Unknown	1300	T J B	ug/Kg	☼	3.70	N/A	08/22/23 16:49	08/23/23 18:45	1
n-Hexadecanoic acid	1300	T J N	ug/Kg	☼	9.67	57-10-3	08/22/23 16:49	08/23/23 18:45	1
1-Heneicosyl formate	1900	T J N	ug/Kg	☼	12.20	77899-03-7	08/22/23 16:49	08/23/23 18:45	1
Cyclotetradecane	4100	T J N	ug/Kg	☼	12.82	295-17-0	08/22/23 16:49	08/23/23 18:45	1
Dotriacontane	3000	T J N	ug/Kg	☼	13.43	544-85-4	08/22/23 16:49	08/23/23 18:45	1
Unknown	1200	T J	ug/Kg	☼	13.87	N/A	08/22/23 16:49	08/23/23 18:45	1
.gamma.-Sitosterol	3200	T J N	ug/Kg	☼	14.14	83-47-6	08/22/23 16:49	08/23/23 18:45	1
Unknown	1100	T J	ug/Kg	☼	14.19	N/A	08/22/23 16:49	08/23/23 18:45	1
Unknown	1600	T J	ug/Kg	☼	14.29	N/A	08/22/23 16:49	08/23/23 18:45	1
Unknown	1700	T J	ug/Kg	☼	14.35	N/A	08/22/23 16:49	08/23/23 18:45	1
D-Glucose, 6-acetamido-6-deoxy-, diethyl acetal	1800	T J N	ug/Kg	☼	14.45	3509-37-3	08/22/23 16:49	08/23/23 18:45	1
Stigmast-4-en-3-one	1700	T J N	ug/Kg	☼	14.58	1058-61-3	08/22/23 16:49	08/23/23 18:45	1
Unknown	1100	T J	ug/Kg	☼	14.70	N/A	08/22/23 16:49	08/23/23 18:45	1
Unknown	1300	T J	ug/Kg	☼	14.82	N/A	08/22/23 16:49	08/23/23 18:45	1

Surrogate	%Recovery	Qualifier	Limits	Prepared	Analyzed	Dil Fac
2,4,6-Tribromophenol (Surr)	71		10 - 138	08/22/23 16:49	08/23/23 18:45	1
2-Fluorobiphenyl (Surr)	58		37 - 120	08/22/23 16:49	08/23/23 18:45	1
2-Fluorophenol (Surr)	54		22 - 120	08/22/23 16:49	08/23/23 18:45	1
Nitrobenzene-d5 (Surr)	67		26 - 120	08/22/23 16:49	08/23/23 18:45	1
p-Terphenyl-d14 (Surr)	74		40 - 133	08/22/23 16:49	08/23/23 18:45	1
Phenol-d5 (Surr)	56		27 - 120	08/22/23 16:49	08/23/23 18:45	1

Method: SW846 6010D - Metals (ICP)

Analyte	Result	Qualifier	RL	MDL	Unit	D	Prepared	Analyzed	Dil Fac
Lithium	30	F2	13	5.1	mg/Kg	☼	08/16/23 19:52	08/17/23 10:59	2

Method: SW846 6020B - Metals (ICP/MS)

Analyte	Result	Qualifier	RL	MDL	Unit	D	Prepared	Analyzed	Dil Fac
Aluminum	33000	^2	130	63	mg/Kg	☼	08/16/23 19:52	08/22/23 13:36	10
Antimony	ND	F1 F2	0.26	0.10	mg/Kg	☼	08/16/23 19:52	08/22/23 13:34	2
Arsenic	4.5	F2	0.51	0.17	mg/Kg	☼	08/16/23 19:52	08/22/23 13:34	2
Barium	250		2.6	1.2	mg/Kg	☼	08/16/23 19:52	08/22/23 13:36	10
Beryllium	1.4	F2	0.13	0.031	mg/Kg	☼	08/16/23 19:52	08/22/23 13:34	2
Cadmium	0.19	F2	0.13	0.051	mg/Kg	☼	08/16/23 19:52	08/22/23 13:34	2
Calcium	8900	F2	51	25	mg/Kg	☼	08/16/23 19:52	08/22/23 13:34	2

Eurofins Lancaster Laboratories Environment Testing, LLC

Client Sample Results

Client: Integral Consulting Inc

NYSERDA FOIL Response, January 30, 2024 (R000359-122823)

PDF Page 143 of 526

Job ID: 410-139126-1

Project/Site: Solar Farm/Battery NY State

Client Sample ID: SS-11 (0-0.25)

Lab Sample ID: 410-139126-3

Date Collected: 08/14/23 15:40

Matrix: Solid

Date Received: 08/16/23 09:50

Percent Solids: 75.0

Method: SW846 6020B - Metals (ICP/MS) (Continued)

Analyte	Result	Qualifier	RL	MDL	Unit	D	Prepared	Analyzed	Dil Fac
Chromium	51		0.51	0.24	mg/Kg	☼	08/16/23 19:52	08/22/23 13:34	2
Cobalt	18		0.26	0.10	mg/Kg	☼	08/16/23 19:52	08/22/23 13:34	2
Copper	27		0.51	0.23	mg/Kg	☼	08/16/23 19:52	08/22/23 13:34	2
Iron	38000	^2	130	59	mg/Kg	☼	08/16/23 19:52	08/22/23 13:36	10
Lead	18	F1	0.26	0.097	mg/Kg	☼	08/16/23 19:52	08/22/23 13:34	2
Magnesium	11000		13	6.3	mg/Kg	☼	08/16/23 19:52	08/22/23 13:34	2
Manganese	950		0.51	0.26	mg/Kg	☼	08/16/23 19:52	08/22/23 13:34	2
Nickel	34		0.51	0.24	mg/Kg	☼	08/16/23 19:52	08/22/23 13:34	2
Potassium	7100		51	21	mg/Kg	☼	08/16/23 19:52	08/22/23 13:34	2
Selenium	0.27	J F2	0.51	0.13	mg/Kg	☼	08/16/23 19:52	08/22/23 13:34	2
Silver	0.059	J F2	0.13	0.052	mg/Kg	☼	08/16/23 19:52	08/22/23 13:34	2
Sodium	430	F1 F2	64	31	mg/Kg	☼	08/16/23 19:52	08/22/23 13:34	2
Thallium	0.38	F2	0.13	0.050	mg/Kg	☼	08/16/23 19:52	08/22/23 13:34	2
Zinc	100		38	5.1	mg/Kg	☼	08/16/23 19:52	08/22/23 13:34	2
Vanadium	81		1.0	0.26	mg/Kg	☼	08/16/23 19:52	08/22/23 13:34	2

Method: SW846 7471B - Mercury (CVAA)

Analyte	Result	Qualifier	RL	MDL	Unit	D	Prepared	Analyzed	Dil Fac
Mercury	0.065	J	0.077	0.026	mg/Kg	☼	08/16/23 22:02	08/17/23 11:42	1

General Chemistry

Analyte	Result	Qualifier	RL	MDL	Unit	D	Prepared	Analyzed	Dil Fac
Percent Moisture (EPA Moisture)	25.0		1.0	1.0	%			08/17/23 06:40	1

Client Sample ID: SS-11 (0.75-1)

Lab Sample ID: 410-139126-4

Date Collected: 08/14/23 15:55

Matrix: Solid

Date Received: 08/16/23 09:50

Percent Solids: 75.5

Method: SW846 8260D - Volatile Organic Compounds by GC/MS

Analyte	Result	Qualifier	RL	MDL	Unit	D	Prepared	Analyzed	Dil Fac
1,1,1-Trichloroethane	ND		5.1	0.62	ug/Kg	☼	08/21/23 16:03	08/25/23 15:09	1
1,1,2-Trichloroethane	ND		5.1	0.51	ug/Kg	☼	08/21/23 16:03	08/25/23 15:09	1
1,1-Dichloroethene	ND		5.1	0.51	ug/Kg	☼	08/21/23 16:03	08/25/23 15:09	1
1,2,4-Trichlorobenzene	ND		10	5.1	ug/Kg	☼	08/21/23 16:03	08/25/23 15:09	1
1,2-Dichlorobenzene	ND		5.1	0.72	ug/Kg	☼	08/21/23 16:03	08/25/23 15:09	1
1,2-Dichloroethane	ND		5.1	0.62	ug/Kg	☼	08/21/23 16:03	08/25/23 15:09	1
1,2-Dichloropropane	ND		5.1	0.51	ug/Kg	☼	08/21/23 16:03	08/25/23 15:09	1
1,4-Dichlorobenzene	ND		5.1	0.72	ug/Kg	☼	08/21/23 16:03	08/25/23 15:09	1
Benzene	ND		5.1	0.51	ug/Kg	☼	08/21/23 16:03	08/25/23 15:09	1
Bromodichloromethane	ND		5.1	0.72	ug/Kg	☼	08/21/23 16:03	08/25/23 15:09	1
Bromoform	ND		10	5.1	ug/Kg	☼	08/21/23 16:03	08/25/23 15:09	1
Carbon tetrachloride	ND		5.1	0.72	ug/Kg	☼	08/21/23 16:03	08/25/23 15:09	1
Chlorobenzene	ND		5.1	0.72	ug/Kg	☼	08/21/23 16:03	08/25/23 15:09	1
Chloroform	ND		5.1	0.62	ug/Kg	☼	08/21/23 16:03	08/25/23 15:09	1
cis-1,2-Dichloroethene	ND		5.1	0.51	ug/Kg	☼	08/21/23 16:03	08/25/23 15:09	1
Dibromochloromethane	ND		5.1	0.51	ug/Kg	☼	08/21/23 16:03	08/25/23 15:09	1
Ethylbenzene	ND		5.1	0.72	ug/Kg	☼	08/21/23 16:03	08/25/23 15:09	1
m&p-Xylene	ND		5.1	2.1	ug/Kg	☼	08/21/23 16:03	08/25/23 15:09	1
Methylene Chloride	ND		5.1	2.1	ug/Kg	☼	08/21/23 16:03	08/25/23 15:09	1
o-Xylene	ND		5.1	0.72	ug/Kg	☼	08/21/23 16:03	08/25/23 15:09	1

Eurofins Lancaster Laboratories Environment Testing, LLC

Client Sample Results

Client: Integral Consulting Inc

NYSERDA FOIL Response, January 30, 2024 (R000359-122823)

PDF Page 144 of 526

Job ID: 410-139126-1

Project/Site: Solar Farm/Battery NY State

Client Sample ID: SS-11 (0.75-1)

Lab Sample ID: 410-139126-4

Date Collected: 08/14/23 15:55

Matrix: Solid

Date Received: 08/16/23 09:50

Percent Solids: 75.5

Method: SW846 8260D - Volatile Organic Compounds by GC/MS (Continued)

Analyte	Result	Qualifier	RL	MDL	Unit	D	Prepared	Analyzed	Dil Fac
Styrene	ND		5.1	0.72	ug/Kg	☼	08/21/23 16:03	08/25/23 15:09	1
Tetrachloroethene	ND		5.1	0.72	ug/Kg	☼	08/21/23 16:03	08/25/23 15:09	1
Toluene	ND		5.1	0.62	ug/Kg	☼	08/21/23 16:03	08/25/23 15:09	1
trans-1,2-Dichloroethene	ND		5.1	0.51	ug/Kg	☼	08/21/23 16:03	08/25/23 15:09	1
Trichloroethene	ND		5.1	0.51	ug/Kg	☼	08/21/23 16:03	08/25/23 15:09	1
Vinyl chloride	ND		5.1	0.62	ug/Kg	☼	08/21/23 16:03	08/25/23 15:09	1

Tentatively Identified Compound	Est. Result	Qualifier	Unit	D	RT	CAS No.	Prepared	Analyzed	Dil Fac
Acetone	9.6	T J N	ug/Kg	☼	3.43	67-64-1	08/21/23 16:03	08/25/23 15:09	1
Hexanal	11	T J N	ug/Kg	☼	10.45	66-25-1	08/21/23 16:03	08/25/23 15:09	1

Surrogate	%Recovery	Qualifier	Limits	Prepared	Analyzed	Dil Fac
4-Bromofluorobenzene (Surr)	97		50 - 131	08/21/23 16:03	08/25/23 15:09	1
Dibromofluoromethane (Surr)	98		50 - 141	08/21/23 16:03	08/25/23 15:09	1
1,2-Dichloroethane-d4 (Surr)	107		54 - 135	08/21/23 16:03	08/25/23 15:09	1
Toluene-d8 (Surr)	98		52 - 141	08/21/23 16:03	08/25/23 15:09	1

Method: SW846 8270E - Semivolatile Organic Compounds (GC/MS)

Analyte	Result	Qualifier	RL	MDL	Unit	D	Prepared	Analyzed	Dil Fac
1,1'-Biphenyl	ND		48	22	ug/Kg	☼	08/22/23 16:49	08/23/23 22:18	1
2,2'-oxybis[1-chloropropane]	ND	cn	57	26	ug/Kg	☼	08/22/23 16:49	08/23/23 22:18	1
2,4,5-Trichlorophenol	ND		48	22	ug/Kg	☼	08/22/23 16:49	08/23/23 22:18	1
2,4,6-Trichlorophenol	ND		48	22	ug/Kg	☼	08/22/23 16:49	08/23/23 22:18	1
2,4-Dichlorophenol	ND		57	26	ug/Kg	☼	08/22/23 16:49	08/23/23 22:18	1
2,4-Dimethylphenol	ND		48	22	ug/Kg	☼	08/22/23 16:49	08/23/23 22:18	1
2,4-Dinitrophenol	ND		1300	220	ug/Kg	☼	08/22/23 16:49	08/23/23 22:18	1
2,4-Dinitrotoluene	ND		220	44	ug/Kg	☼	08/22/23 16:49	08/23/23 22:18	1
2,6-Dinitrotoluene	ND		48	22	ug/Kg	☼	08/22/23 16:49	08/23/23 22:18	1
2-Chloronaphthalene	ND		44	18	ug/Kg	☼	08/22/23 16:49	08/23/23 22:18	1
2-Chlorophenol	ND		48	22	ug/Kg	☼	08/22/23 16:49	08/23/23 22:18	1
2-Methylnaphthalene	ND		22	6.6	ug/Kg	☼	08/22/23 16:49	08/23/23 22:18	1
2-Methylphenol	ND		66	26	ug/Kg	☼	08/22/23 16:49	08/23/23 22:18	1
2-Nitroaniline	ND		66	22	ug/Kg	☼	08/22/23 16:49	08/23/23 22:18	1
2-Nitrophenol	ND		66	26	ug/Kg	☼	08/22/23 16:49	08/23/23 22:18	1
3,3'-Dichlorobenzidine	ND		220	44	ug/Kg	☼	08/22/23 16:49	08/23/23 22:18	1
3-Nitroaniline	ND		220	44	ug/Kg	☼	08/22/23 16:49	08/23/23 22:18	1
4,6-Dinitro-2-methylphenol	ND		660	220	ug/Kg	☼	08/22/23 16:49	08/23/23 22:18	1
4-Bromophenyl phenyl ether	ND		48	22	ug/Kg	☼	08/22/23 16:49	08/23/23 22:18	1
4-Chloro-3-methylphenol	ND		66	26	ug/Kg	☼	08/22/23 16:49	08/23/23 22:18	1
4-Chloroaniline	ND		220	44	ug/Kg	☼	08/22/23 16:49	08/23/23 22:18	1
4-Chlorophenyl phenyl ether	ND		48	22	ug/Kg	☼	08/22/23 16:49	08/23/23 22:18	1
4-Methylphenol	ND		66	22	ug/Kg	☼	08/22/23 16:49	08/23/23 22:18	1
4-Nitroaniline	ND		220	44	ug/Kg	☼	08/22/23 16:49	08/23/23 22:18	1
4-Nitrophenol	ND		660	220	ug/Kg	☼	08/22/23 16:49	08/23/23 22:18	1
Acenaphthene	ND		22	4.4	ug/Kg	☼	08/22/23 16:49	08/23/23 22:18	1
Acenaphthylene	ND		22	5.3	ug/Kg	☼	08/22/23 16:49	08/23/23 22:18	1
Acetophenone	28	J	66	22	ug/Kg	☼	08/22/23 16:49	08/23/23 22:18	1
Anthracene	4.7	J	22	4.4	ug/Kg	☼	08/22/23 16:49	08/23/23 22:18	1
Atrazine	ND	cn	220	88	ug/Kg	☼	08/22/23 16:49	08/23/23 22:18	1
Benzaldehyde	47	J	220	44	ug/Kg	☼	08/22/23 16:49	08/23/23 22:18	1

Client Sample Results

Client: Integral Consulting Inc

NYSERDA FOIL Response, January 30, 2024 (R000359-122823)

PDF Page 145 of 526

Job ID: 410-139126-1

Project/Site: Solar Farm/Battery NY State

Client Sample ID: SS-11 (0.75-1)

Lab Sample ID: 410-139126-4

Date Collected: 08/14/23 15:55

Matrix: Solid

Date Received: 08/16/23 09:50

Percent Solids: 75.5

Method: SW846 8270E - Semivolatile Organic Compounds (GC/MS) (Continued)

Analyte	Result	Qualifier	RL	MDL	Unit	D	Prepared	Analyzed	Dil Fac
Benzo[a]anthracene	12	J	22	4.4	ug/Kg	☼	08/22/23 16:49	08/23/23 22:18	1
Benzo[a]pyrene	13	J	22	4.4	ug/Kg	☼	08/22/23 16:49	08/23/23 22:18	1
Benzo[b]fluoranthene	18	J	22	4.4	ug/Kg	☼	08/22/23 16:49	08/23/23 22:18	1
Benzo[g,h,i]perylene	11	J	22	4.4	ug/Kg	☼	08/22/23 16:49	08/23/23 22:18	1
Benzo[k]fluoranthene	8.3	J	22	4.4	ug/Kg	☼	08/22/23 16:49	08/23/23 22:18	1
Butyl benzyl phthalate	ND		220	88	ug/Kg	☼	08/22/23 16:49	08/23/23 22:18	1
Caprolactam	ND	cn	220	44	ug/Kg	☼	08/22/23 16:49	08/23/23 22:18	1
Carbazole	ND		48	22	ug/Kg	☼	08/22/23 16:49	08/23/23 22:18	1
Chrysene	21	J	22	4.4	ug/Kg	☼	08/22/23 16:49	08/23/23 22:18	1
Di-n-butyl phthalate	ND		220	88	ug/Kg	☼	08/22/23 16:49	08/23/23 22:18	1
Di-n-octyl phthalate	ND		220	88	ug/Kg	☼	08/22/23 16:49	08/23/23 22:18	1
Dibenz(a,h)anthracene	ND		22	8.8	ug/Kg	☼	08/22/23 16:49	08/23/23 22:18	1
Dibenzofuran	ND		48	22	ug/Kg	☼	08/22/23 16:49	08/23/23 22:18	1
Diethyl phthalate	ND		220	88	ug/Kg	☼	08/22/23 16:49	08/23/23 22:18	1
Dimethyl phthalate	ND		220	88	ug/Kg	☼	08/22/23 16:49	08/23/23 22:18	1
Fluoranthene	30		22	4.4	ug/Kg	☼	08/22/23 16:49	08/23/23 22:18	1
Fluorene	ND		22	4.4	ug/Kg	☼	08/22/23 16:49	08/23/23 22:18	1
Hexachlorobenzene	ND		22	8.8	ug/Kg	☼	08/22/23 16:49	08/23/23 22:18	1
Hexachlorobutadiene	ND		66	26	ug/Kg	☼	08/22/23 16:49	08/23/23 22:18	1
Hexachlorocyclopentadiene	ND	cn	660	220	ug/Kg	☼	08/22/23 16:49	08/23/23 22:18	1
Hexachloroethane	ND		220	44	ug/Kg	☼	08/22/23 16:49	08/23/23 22:18	1
Indeno[1,2,3-cd]pyrene	10	J	22	5.3	ug/Kg	☼	08/22/23 16:49	08/23/23 22:18	1
Isophorone	ND		88	22	ug/Kg	☼	08/22/23 16:49	08/23/23 22:18	1
N-Nitrosodi-n-propylamine	ND		88	44	ug/Kg	☼	08/22/23 16:49	08/23/23 22:18	1
N-Nitrosodiphenylamine	ND		48	22	ug/Kg	☼	08/22/23 16:49	08/23/23 22:18	1
Naphthalene	12	J	22	8.8	ug/Kg	☼	08/22/23 16:49	08/23/23 22:18	1
Nitrobenzene	ND		48	22	ug/Kg	☼	08/22/23 16:49	08/23/23 22:18	1
Pentachlorophenol	ND	cn	220	88	ug/Kg	☼	08/22/23 16:49	08/23/23 22:18	1
Phenanthrene	16	J	22	5.3	ug/Kg	☼	08/22/23 16:49	08/23/23 22:18	1
Phenol	ND		48	22	ug/Kg	☼	08/22/23 16:49	08/23/23 22:18	1
Pyrene	26		22	4.4	ug/Kg	☼	08/22/23 16:49	08/23/23 22:18	1
Bis(2-chloroethoxy)methane	ND		48	22	ug/Kg	☼	08/22/23 16:49	08/23/23 22:18	1
Bis(2-chloroethyl)ether	ND		48	22	ug/Kg	☼	08/22/23 16:49	08/23/23 22:18	1
Bis(2-ethylhexyl) phthalate	ND		220	88	ug/Kg	☼	08/22/23 16:49	08/23/23 22:18	1

Tentatively Identified Compound	Est. Result	Qualifier	Unit	D	RT	CAS No.	Prepared	Analyzed	Dil Fac
Unknown	4300	T J	ug/Kg	☼	3.43	N/A	08/22/23 16:49	08/23/23 22:18	1
Unknown	1100	T J	ug/Kg	☼	3.66	N/A	08/22/23 16:49	08/23/23 22:18	1
Unknown	980	T J	ug/Kg	☼	4.22	N/A	08/22/23 16:49	08/23/23 22:18	1
Unknown	800	T J	ug/Kg	☼	5.77	N/A	08/22/23 16:49	08/23/23 22:18	1
Hexadecenoic acid, Z-11-	880	T J N	ug/Kg	☼	10.06	2416-20-8	08/22/23 16:49	08/23/23 22:18	1
n-Hexadecanoic acid	2000	T J N	ug/Kg	☼	10.10	57-10-3	08/22/23 16:49	08/23/23 22:18	1
Octadec-9-enoic acid	2900	T J N	ug/Kg	☼	10.79	1000190-13-7	08/22/23 16:49	08/23/23 22:18	1
Phosphonic acid, dioctadecyl ester	2100	T J N	ug/Kg	☼	12.00	19047-85-9	08/22/23 16:49	08/23/23 22:18	1
Docosanoic acid	900	T J N	ug/Kg	☼	12.24	112-85-6	08/22/23 16:49	08/23/23 22:18	1
Unknown	820	T J	ug/Kg	☼	12.34	N/A	08/22/23 16:49	08/23/23 22:18	1
1-Heptadecene	2000	T J N	ug/Kg	☼	12.66	6765-39-5	08/22/23 16:49	08/23/23 22:18	1
Octadecanoic acid	1500	T J N	ug/Kg	☼	12.90	57-11-4	08/22/23 16:49	08/23/23 22:18	1
Cyclotetracosane	2300	T J N	ug/Kg	☼	13.32	297-03-0	08/22/23 16:49	08/23/23 22:18	1

Eurofins Lancaster Laboratories Environment Testing, LLC

Client Sample Results

Client: Integral Consulting Inc

NYSERDA FOIL Response, January 30, 2024 (R000359-122823)

PDF Page 146 of 526

Job ID: 410-139126-1

Project/Site: Solar Farm/Battery NY State

Client Sample ID: SS-11 (0.75-1)

Lab Sample ID: 410-139126-4

Date Collected: 08/14/23 15:55

Matrix: Solid

Date Received: 08/16/23 09:50

Percent Solids: 75.5

Method: SW846 8270E - Semivolatile Organic Compounds (GC/MS) (Continued)

Tentatively Identified Compound	Est. Result	Qualifier	Unit	D	RT	CAS No.	Prepared	Analyzed	Dil Fac
Eicosane	960	T J N	ug/Kg	☼	13.93	112-95-8	08/22/23 16:49	08/23/23 22:18	1
Unknown	1100	T J	ug/Kg	☼	14.80	N/A	08/22/23 16:49	08/23/23 22:18	1
Surrogate	%Recovery	Qualifier	Limits				Prepared	Analyzed	Dil Fac
2,4,6-Tribromophenol (Surr)	74		10 - 138				08/22/23 16:49	08/23/23 22:18	1
2-Fluorobiphenyl (Surr)	68		37 - 120				08/22/23 16:49	08/23/23 22:18	1
2-Fluorophenol (Surr)	60		22 - 120				08/22/23 16:49	08/23/23 22:18	1
Nitrobenzene-d5 (Surr)	65		26 - 120				08/22/23 16:49	08/23/23 22:18	1
p-Terphenyl-d14 (Surr)	84		40 - 133				08/22/23 16:49	08/23/23 22:18	1
Phenol-d5 (Surr)	63		27 - 120				08/22/23 16:49	08/23/23 22:18	1

Method: SW846 6010D - Metals (ICP)

Analyte	Result	Qualifier	RL	MDL	Unit	D	Prepared	Analyzed	Dil Fac
Lithium	32		13	5.3	mg/Kg	☼	08/16/23 19:28	08/17/23 10:49	2

Method: SW846 6020B - Metals (ICP/MS)

Analyte	Result	Qualifier	RL	MDL	Unit	D	Prepared	Analyzed	Dil Fac
Aluminum	35000	^2	130	66	mg/Kg	☼	08/16/23 19:28	08/20/23 17:59	10
Antimony	ND		0.26	0.11	mg/Kg	☼	08/16/23 19:28	08/20/23 17:57	2
Arsenic	4.8		0.53	0.18	mg/Kg	☼	08/16/23 19:28	08/20/23 17:57	2
Barium	220	^2	0.53	0.24	mg/Kg	☼	08/16/23 19:28	08/20/23 17:57	2
Beryllium	1.3		0.13	0.032	mg/Kg	☼	08/16/23 19:28	08/20/23 17:57	2
Cadmium	0.13		0.13	0.053	mg/Kg	☼	08/16/23 19:28	08/20/23 17:57	2
Calcium	2600		53	26	mg/Kg	☼	08/16/23 19:28	08/21/23 11:30	2
Chromium	50		0.53	0.25	mg/Kg	☼	08/16/23 19:28	08/20/23 17:57	2
Cobalt	21	^2	0.26	0.11	mg/Kg	☼	08/16/23 19:28	08/20/23 17:57	2
Copper	22	^2	0.53	0.24	mg/Kg	☼	08/16/23 19:28	08/20/23 17:57	2
Iron	40000	^2	130	61	mg/Kg	☼	08/16/23 19:28	08/20/23 17:59	10
Lead	22		0.26	0.10	mg/Kg	☼	08/16/23 19:28	08/20/23 17:57	2
Magnesium	9500		13	6.5	mg/Kg	☼	08/16/23 19:28	08/20/23 17:57	2
Manganese	980	^2	0.53	0.26	mg/Kg	☼	08/16/23 19:28	08/20/23 17:57	2
Nickel	29		0.53	0.25	mg/Kg	☼	08/16/23 19:28	08/20/23 17:57	2
Potassium	5800		53	21	mg/Kg	☼	08/16/23 19:28	08/20/23 17:57	2
Selenium	0.34	J	0.53	0.13	mg/Kg	☼	08/16/23 19:28	08/20/23 17:57	2
Silver	0.077	J	0.13	0.054	mg/Kg	☼	08/16/23 19:28	08/20/23 17:57	2
Sodium	180		66	32	mg/Kg	☼	08/16/23 19:28	08/20/23 17:57	2
Thallium	0.39		0.13	0.052	mg/Kg	☼	08/16/23 19:28	08/20/23 17:57	2
Zinc	100		40	5.3	mg/Kg	☼	08/16/23 19:28	08/20/23 17:57	2
Vanadium	84		1.1	0.26	mg/Kg	☼	08/16/23 19:28	08/20/23 17:57	2

Method: SW846 7471B - Mercury (CVAA)

Analyte	Result	Qualifier	RL	MDL	Unit	D	Prepared	Analyzed	Dil Fac
Mercury	0.043	J	0.076	0.025	mg/Kg	☼	08/16/23 21:34	08/17/23 11:10	1

General Chemistry

Analyte	Result	Qualifier	RL	MDL	Unit	D	Prepared	Analyzed	Dil Fac
Percent Moisture (EPA Moisture)	24.5		1.0	1.0	%			08/17/23 06:40	1

Client Sample Results

Client: Integral Consulting Inc

NYSERDA FOIL Response, January 30, 2024 (R000359-122823)

PDF Page 147 of 526

Job ID: 410-139126-1

Project/Site: Solar Farm/Battery NY State

Client Sample ID: SS-10 (0-0.25)

Lab Sample ID: 410-139126-5

Date Collected: 08/14/23 16:15

Matrix: Solid

Date Received: 08/16/23 09:50

Percent Solids: 74.8

Method: SW846 8260D - Volatile Organic Compounds by GC/MS

Analyte	Result	Qualifier	RL	MDL	Unit	D	Prepared	Analyzed	Dil Fac
1,1,1-Trichloroethane	ND		6.0	0.72	ug/Kg	☼	08/21/23 16:03	08/25/23 15:31	1
1,1,2-Trichloroethane	ND		6.0	0.60	ug/Kg	☼	08/21/23 16:03	08/25/23 15:31	1
1,1-Dichloroethene	ND		6.0	0.60	ug/Kg	☼	08/21/23 16:03	08/25/23 15:31	1
1,2,4-Trichlorobenzene	ND		12	6.0	ug/Kg	☼	08/21/23 16:03	08/25/23 15:31	1
1,2-Dichlorobenzene	ND		6.0	0.84	ug/Kg	☼	08/21/23 16:03	08/25/23 15:31	1
1,2-Dichloroethane	ND		6.0	0.72	ug/Kg	☼	08/21/23 16:03	08/25/23 15:31	1
1,2-Dichloropropane	ND		6.0	0.60	ug/Kg	☼	08/21/23 16:03	08/25/23 15:31	1
1,4-Dichlorobenzene	ND		6.0	0.84	ug/Kg	☼	08/21/23 16:03	08/25/23 15:31	1
Benzene	ND		6.0	0.60	ug/Kg	☼	08/21/23 16:03	08/25/23 15:31	1
Bromodichloromethane	ND		6.0	0.84	ug/Kg	☼	08/21/23 16:03	08/25/23 15:31	1
Bromoform	ND		12	6.0	ug/Kg	☼	08/21/23 16:03	08/25/23 15:31	1
Carbon tetrachloride	ND		6.0	0.84	ug/Kg	☼	08/21/23 16:03	08/25/23 15:31	1
Chlorobenzene	ND		6.0	0.84	ug/Kg	☼	08/21/23 16:03	08/25/23 15:31	1
Chloroform	ND		6.0	0.72	ug/Kg	☼	08/21/23 16:03	08/25/23 15:31	1
cis-1,2-Dichloroethene	ND		6.0	0.60	ug/Kg	☼	08/21/23 16:03	08/25/23 15:31	1
Dibromochloromethane	ND		6.0	0.60	ug/Kg	☼	08/21/23 16:03	08/25/23 15:31	1
Ethylbenzene	ND		6.0	0.84	ug/Kg	☼	08/21/23 16:03	08/25/23 15:31	1
m&p-Xylene	ND		6.0	2.4	ug/Kg	☼	08/21/23 16:03	08/25/23 15:31	1
Methylene Chloride	ND		6.0	2.4	ug/Kg	☼	08/21/23 16:03	08/25/23 15:31	1
o-Xylene	ND		6.0	0.84	ug/Kg	☼	08/21/23 16:03	08/25/23 15:31	1
Styrene	ND		6.0	0.84	ug/Kg	☼	08/21/23 16:03	08/25/23 15:31	1
Tetrachloroethene	ND		6.0	0.84	ug/Kg	☼	08/21/23 16:03	08/25/23 15:31	1
Toluene	ND		6.0	0.72	ug/Kg	☼	08/21/23 16:03	08/25/23 15:31	1
trans-1,2-Dichloroethene	ND		6.0	0.60	ug/Kg	☼	08/21/23 16:03	08/25/23 15:31	1
Trichloroethene	ND		6.0	0.60	ug/Kg	☼	08/21/23 16:03	08/25/23 15:31	1
Vinyl chloride	ND		6.0	0.72	ug/Kg	☼	08/21/23 16:03	08/25/23 15:31	1

Tentatively Identified Compound	Est. Result	Qualifier	Unit	D	RT	CAS No.	Prepared	Analyzed	Dil Fac
Acetaldehyde	13	T J N	ug/Kg	☼	2.24	75-07-0	08/21/23 16:03	08/25/23 15:31	1
Acetone	17	T J N	ug/Kg	☼	3.41	67-64-1	08/21/23 16:03	08/25/23 15:31	1
Pentanal	9.1	T J N	ug/Kg	☼	8.38	110-62-3	08/21/23 16:03	08/25/23 15:31	1
Cyclotrisiloxane, hexamethyl-	7.7	T J N B	ug/Kg	☼	10.06	541-05-9	08/21/23 16:03	08/25/23 15:31	1
Hexanal	43	T J N	ug/Kg	☼	10.45	66-25-1	08/21/23 16:03	08/25/23 15:31	1

Surrogate	%Recovery	Qualifier	Limits	Prepared	Analyzed	Dil Fac
4-Bromofluorobenzene (Surr)	94		50 - 131	08/21/23 16:03	08/25/23 15:31	1
Dibromofluoromethane (Surr)	98		50 - 141	08/21/23 16:03	08/25/23 15:31	1
1,2-Dichloroethane-d4 (Surr)	107		54 - 135	08/21/23 16:03	08/25/23 15:31	1
Toluene-d8 (Surr)	99		52 - 141	08/21/23 16:03	08/25/23 15:31	1

Method: SW846 8270E - Semivolatile Organic Compounds (GC/MS)

Analyte	Result	Qualifier	RL	MDL	Unit	D	Prepared	Analyzed	Dil Fac
1,1'-Biphenyl	ND		49	22	ug/Kg	☼	08/18/23 16:30	08/19/23 23:22	1
2,2'-oxybis[1-chloropropane]	ND		58	27	ug/Kg	☼	08/18/23 16:30	08/19/23 23:22	1
2,4,5-Trichlorophenol	ND		49	22	ug/Kg	☼	08/18/23 16:30	08/19/23 23:22	1
2,4,6-Trichlorophenol	ND	cn	49	22	ug/Kg	☼	08/18/23 16:30	08/19/23 23:22	1
2,4-Dichlorophenol	ND		58	27	ug/Kg	☼	08/18/23 16:30	08/19/23 23:22	1
2,4-Dimethylphenol	ND		49	22	ug/Kg	☼	08/18/23 16:30	08/19/23 23:22	1
2,4-Dinitrophenol	ND	cn	1300	220	ug/Kg	☼	08/18/23 16:30	08/19/23 23:22	1
2,4-Dinitrotoluene	ND		220	44	ug/Kg	☼	08/18/23 16:30	08/19/23 23:22	1

Eurofins Lancaster Laboratories Environment Testing, LLC

Client Sample Results

Client: Integral Consulting Inc

NYSERDA FOIL Response, January 30, 2024 (R000359-122823)

PDF Page 148 of 526

Job ID: 410-139126-1

Project/Site: Solar Farm/Battery NY State

Client Sample ID: SS-10 (0-0.25)

Lab Sample ID: 410-139126-5

Date Collected: 08/14/23 16:15

Matrix: Solid

Date Received: 08/16/23 09:50

Percent Solids: 74.8

Method: SW846 8270E - Semivolatile Organic Compounds (GC/MS) (Continued)

Analyte	Result	Qualifier	RL	MDL	Unit	D	Prepared	Analyzed	Dil Fac
2,6-Dinitrotoluene	ND		49	22	ug/Kg	☼	08/18/23 16:30	08/19/23 23:22	1
2-Chloronaphthalene	ND	cn	44	18	ug/Kg	☼	08/18/23 16:30	08/19/23 23:22	1
2-Chlorophenol	ND		49	22	ug/Kg	☼	08/18/23 16:30	08/19/23 23:22	1
2-Methylnaphthalene	ND		22	6.7	ug/Kg	☼	08/18/23 16:30	08/19/23 23:22	1
2-Methylphenol	ND		67	27	ug/Kg	☼	08/18/23 16:30	08/19/23 23:22	1
2-Nitroaniline	ND		67	22	ug/Kg	☼	08/18/23 16:30	08/19/23 23:22	1
2-Nitrophenol	ND		67	27	ug/Kg	☼	08/18/23 16:30	08/19/23 23:22	1
3,3'-Dichlorobenzidine	ND		220	44	ug/Kg	☼	08/18/23 16:30	08/19/23 23:22	1
3-Nitroaniline	ND		220	44	ug/Kg	☼	08/18/23 16:30	08/19/23 23:22	1
4,6-Dinitro-2-methylphenol	ND		670	220	ug/Kg	☼	08/18/23 16:30	08/19/23 23:22	1
4-Bromophenyl phenyl ether	ND	cn	49	22	ug/Kg	☼	08/18/23 16:30	08/19/23 23:22	1
4-Chloro-3-methylphenol	ND		67	27	ug/Kg	☼	08/18/23 16:30	08/19/23 23:22	1
4-Chloroaniline	ND		220	44	ug/Kg	☼	08/18/23 16:30	08/19/23 23:22	1
4-Chlorophenyl phenyl ether	ND		49	22	ug/Kg	☼	08/18/23 16:30	08/19/23 23:22	1
4-Methylphenol	ND		67	22	ug/Kg	☼	08/18/23 16:30	08/19/23 23:22	1
4-Nitroaniline	ND		220	44	ug/Kg	☼	08/18/23 16:30	08/19/23 23:22	1
4-Nitrophenol	ND		670	220	ug/Kg	☼	08/18/23 16:30	08/19/23 23:22	1
Acenaphthene	ND		22	4.4	ug/Kg	☼	08/18/23 16:30	08/19/23 23:22	1
Acenaphthylene	ND		22	5.3	ug/Kg	☼	08/18/23 16:30	08/19/23 23:22	1
Acetophenone	ND		67	22	ug/Kg	☼	08/18/23 16:30	08/19/23 23:22	1
Anthracene	ND		22	4.4	ug/Kg	☼	08/18/23 16:30	08/19/23 23:22	1
Atrazine	ND		220	89	ug/Kg	☼	08/18/23 16:30	08/19/23 23:22	1
Benzaldehyde	67	J	220	44	ug/Kg	☼	08/18/23 16:30	08/19/23 23:22	1
Benzo[a]anthracene	6.0	J	22	4.4	ug/Kg	☼	08/18/23 16:30	08/19/23 23:22	1
Benzo[a]pyrene	ND		22	4.4	ug/Kg	☼	08/18/23 16:30	08/19/23 23:22	1
Benzo[b]fluoranthene	ND		22	4.4	ug/Kg	☼	08/18/23 16:30	08/19/23 23:22	1
Benzo[g,h,i]perylene	ND		22	4.4	ug/Kg	☼	08/18/23 16:30	08/19/23 23:22	1
Benzo[k]fluoranthene	ND		22	4.4	ug/Kg	☼	08/18/23 16:30	08/19/23 23:22	1
Butyl benzyl phthalate	ND		220	89	ug/Kg	☼	08/18/23 16:30	08/19/23 23:22	1
Caprolactam	ND	cn	220	44	ug/Kg	☼	08/18/23 16:30	08/19/23 23:22	1
Carbazole	ND		49	22	ug/Kg	☼	08/18/23 16:30	08/19/23 23:22	1
Chrysene	11	J	22	4.4	ug/Kg	☼	08/18/23 16:30	08/19/23 23:22	1
Di-n-butyl phthalate	ND		220	89	ug/Kg	☼	08/18/23 16:30	08/19/23 23:22	1
Di-n-octyl phthalate	ND		220	89	ug/Kg	☼	08/18/23 16:30	08/19/23 23:22	1
Dibenz(a,h)anthracene	ND		22	8.9	ug/Kg	☼	08/18/23 16:30	08/19/23 23:22	1
Dibenzofuran	ND		49	22	ug/Kg	☼	08/18/23 16:30	08/19/23 23:22	1
Diethyl phthalate	ND		220	89	ug/Kg	☼	08/18/23 16:30	08/19/23 23:22	1
Dimethyl phthalate	ND		220	89	ug/Kg	☼	08/18/23 16:30	08/19/23 23:22	1
Fluoranthene	17	J	22	4.4	ug/Kg	☼	08/18/23 16:30	08/19/23 23:22	1
Fluorene	ND		22	4.4	ug/Kg	☼	08/18/23 16:30	08/19/23 23:22	1
Hexachlorobenzene	ND		22	8.9	ug/Kg	☼	08/18/23 16:30	08/19/23 23:22	1
Hexachlorobutadiene	ND	cn	67	27	ug/Kg	☼	08/18/23 16:30	08/19/23 23:22	1
Hexachlorocyclopentadiene	ND		670	220	ug/Kg	☼	08/18/23 16:30	08/19/23 23:22	1
Hexachloroethane	ND		220	44	ug/Kg	☼	08/18/23 16:30	08/19/23 23:22	1
Indeno[1,2,3-cd]pyrene	ND		22	5.3	ug/Kg	☼	08/18/23 16:30	08/19/23 23:22	1
Isophorone	ND		89	22	ug/Kg	☼	08/18/23 16:30	08/19/23 23:22	1
N-Nitrosodi-n-propylamine	ND		89	44	ug/Kg	☼	08/18/23 16:30	08/19/23 23:22	1
N-Nitrosodiphenylamine	ND		49	22	ug/Kg	☼	08/18/23 16:30	08/19/23 23:22	1
Naphthalene	ND		22	8.9	ug/Kg	☼	08/18/23 16:30	08/19/23 23:22	1

Eurofins Lancaster Laboratories Environment Testing, LLC

Client Sample Results

Client: Integral Consulting Inc

NYSERDA FOIL Response, January 30, 2024 (R000359-122823)

PDF Page 149 of 526

Job ID: 410-139126-1

Project/Site: Solar Farm/Battery NY State

Client Sample ID: SS-10 (0-0.25)

Lab Sample ID: 410-139126-5

Date Collected: 08/14/23 16:15

Matrix: Solid

Date Received: 08/16/23 09:50

Percent Solids: 74.8

Method: SW846 8270E - Semivolatile Organic Compounds (GC/MS) (Continued)

Analyte	Result	Qualifier	RL	MDL	Unit	D	Prepared	Analyzed	Dil Fac
Nitrobenzene	ND		49	22	ug/Kg	☼	08/18/23 16:30	08/19/23 23:22	1
Pentachlorophenol	ND		220	89	ug/Kg	☼	08/18/23 16:30	08/19/23 23:22	1
Phenanthrene	ND		22	5.3	ug/Kg	☼	08/18/23 16:30	08/19/23 23:22	1
Phenol	ND		49	22	ug/Kg	☼	08/18/23 16:30	08/19/23 23:22	1
Pyrene	14	J	22	4.4	ug/Kg	☼	08/18/23 16:30	08/19/23 23:22	1
Bis(2-chloroethoxy)methane	ND		49	22	ug/Kg	☼	08/18/23 16:30	08/19/23 23:22	1
Bis(2-chloroethyl)ether	ND		49	22	ug/Kg	☼	08/18/23 16:30	08/19/23 23:22	1
Bis(2-ethylhexyl) phthalate	ND		220	89	ug/Kg	☼	08/18/23 16:30	08/19/23 23:22	1

Tentatively Identified Compound	Est. Result	Qualifier	Unit	D	RT	CAS No.	Prepared	Analyzed	Dil Fac
Unknown	17000	T J	ug/Kg	☼	12.43	N/A	08/18/23 16:30	08/19/23 23:22	1
Unknown	8100	T J	ug/Kg	☼	12.66	N/A	08/18/23 16:30	08/19/23 23:22	1
2,6,10,14,18,22-Tetracosahexaene, 2,6,10,15,19,23-hexamethyl	9300	T J N	ug/Kg	☼	12.80	111-02-4	08/18/23 16:30	08/19/23 23:22	1
1-Hexacosanol	46000	T J N	ug/Kg	☼	13.07	506-52-5	08/18/23 16:30	08/19/23 23:22	1
Unknown	6500	T J	ug/Kg	☼	13.52	N/A	08/18/23 16:30	08/19/23 23:22	1
Unknown	9800	T J	ug/Kg	☼	14.09	N/A	08/18/23 16:30	08/19/23 23:22	1
5-Cholestene-3-ol, 24-methyl-	10000	T J N	ug/Kg	☼	14.16	1000214-17-4	08/18/23 16:30	08/19/23 23:22	1
Unknown	8300	T J	ug/Kg	☼	14.24	N/A	08/18/23 16:30	08/19/23 23:22	1
Heptadecane	6500	T J N	ug/Kg	☼	14.31	629-78-7	08/18/23 16:30	08/19/23 23:22	1
17-Pentatriacontene	13000	T J N	ug/Kg	☼	14.35	6971-40-0	08/18/23 16:30	08/19/23 23:22	1
.gamma.-Sitosterol	33000	T J N	ug/Kg	☼	14.45	83-47-6	08/18/23 16:30	08/19/23 23:22	1
Unknown	7900	T J	ug/Kg	☼	14.61	N/A	08/18/23 16:30	08/19/23 23:22	1
Unknown	6700	T J	ug/Kg	☼	14.70	N/A	08/18/23 16:30	08/19/23 23:22	1
Unknown	11000	T J	ug/Kg	☼	14.79	N/A	08/18/23 16:30	08/19/23 23:22	1
Unknown	6500	T J	ug/Kg	☼	14.95	N/A	08/18/23 16:30	08/19/23 23:22	1

Surrogate	%Recovery	Qualifier	Limits	Prepared	Analyzed	Dil Fac
2,4,6-Tribromophenol (Surr)	74		10 - 138	08/18/23 16:30	08/19/23 23:22	1
2-Fluorobiphenyl (Surr)	71		37 - 120	08/18/23 16:30	08/19/23 23:22	1
2-Fluorophenol (Surr)	53		22 - 120	08/18/23 16:30	08/19/23 23:22	1
Nitrobenzene-d5 (Surr)	68		26 - 120	08/18/23 16:30	08/19/23 23:22	1
p-Terphenyl-d14 (Surr)	80		40 - 133	08/18/23 16:30	08/19/23 23:22	1
Phenol-d5 (Surr)	56		27 - 120	08/18/23 16:30	08/19/23 23:22	1

Method: SW846 6010D - Metals (ICP)

Analyte	Result	Qualifier	RL	MDL	Unit	D	Prepared	Analyzed	Dil Fac
Lithium	28		9.2	3.7	mg/Kg	☼	08/16/23 19:28	08/17/23 10:37	2

Method: SW846 6020B - Metals (ICP/MS)

Analyte	Result	Qualifier	RL	MDL	Unit	D	Prepared	Analyzed	Dil Fac
Aluminum	27000	^2	92	46	mg/Kg	☼	08/16/23 19:28	08/20/23 17:27	10
Antimony	0.084	J	0.18	0.074	mg/Kg	☼	08/16/23 19:28	08/20/23 17:25	2
Arsenic	4.5		0.37	0.12	mg/Kg	☼	08/16/23 19:28	08/20/23 17:25	2
Barium	160		1.8	0.84	mg/Kg	☼	08/16/23 19:28	08/20/23 17:27	10
Beryllium	1.2		0.092	0.022	mg/Kg	☼	08/16/23 19:28	08/20/23 17:25	2
Cadmium	0.33		0.092	0.037	mg/Kg	☼	08/16/23 19:28	08/20/23 17:25	2
Calcium	3000		37	18	mg/Kg	☼	08/16/23 19:28	08/21/23 11:12	2
Chromium	42		0.37	0.18	mg/Kg	☼	08/16/23 19:28	08/20/23 17:25	2
Cobalt	24		0.18	0.074	mg/Kg	☼	08/16/23 19:28	08/20/23 17:25	2

Eurofins Lancaster Laboratories Environment Testing, LLC

Client Sample Results

Client: Integral Consulting Inc

NYSERDA FOIL Response, January 30, 2024 (R000359-122823)

PDF Page 150 of 526

Job ID: 410-139126-1

Project/Site: Solar Farm/Battery NY State

Client Sample ID: SS-10 (0-0.25)

Lab Sample ID: 410-139126-5

Date Collected: 08/14/23 16:15

Matrix: Solid

Date Received: 08/16/23 09:50

Percent Solids: 74.8

Method: SW846 6020B - Metals (ICP/MS) (Continued)

Analyte	Result	Qualifier	RL	MDL	Unit	D	Prepared	Analyzed	Dil Fac
Copper	16		0.37	0.17	mg/Kg	☼	08/16/23 19:28	08/20/23 17:25	2
Iron	35000	^2	92	43	mg/Kg	☼	08/16/23 19:28	08/20/23 17:27	10
Lead	22		0.18	0.070	mg/Kg	☼	08/16/23 19:28	08/20/23 17:25	2
Magnesium	7700		9.2	4.5	mg/Kg	☼	08/16/23 19:28	08/20/23 17:25	2
Manganese	1700	^2	1.8	0.92	mg/Kg	☼	08/16/23 19:28	08/20/23 17:27	10
Nickel	24		0.37	0.18	mg/Kg	☼	08/16/23 19:28	08/20/23 17:25	2
Potassium	4300		37	15	mg/Kg	☼	08/16/23 19:28	08/20/23 17:25	2
Selenium	0.47		0.37	0.092	mg/Kg	☼	08/16/23 19:28	08/20/23 17:25	2
Silver	0.059	J	0.092	0.037	mg/Kg	☼	08/16/23 19:28	08/20/23 17:25	2
Sodium	150		46	22	mg/Kg	☼	08/16/23 19:28	08/20/23 17:25	2
Thallium	0.29		0.092	0.036	mg/Kg	☼	08/16/23 19:28	08/20/23 17:25	2
Zinc	93		28	3.7	mg/Kg	☼	08/16/23 19:28	08/20/23 17:25	2
Vanadium	77		0.74	0.18	mg/Kg	☼	08/16/23 19:28	08/20/23 17:25	2

Method: SW846 7471B - Mercury (CVAA)

Analyte	Result	Qualifier	RL	MDL	Unit	D	Prepared	Analyzed	Dil Fac
Mercury	0.053	J	0.078	0.026	mg/Kg	☼	08/16/23 21:34	08/17/23 11:12	1

General Chemistry

Analyte	Result	Qualifier	RL	MDL	Unit	D	Prepared	Analyzed	Dil Fac
Percent Moisture (EPA Moisture)	25.2		1.0	1.0	%			08/17/23 06:40	1

Client Sample ID: SS-10 (0.75-1)

Lab Sample ID: 410-139126-6

Date Collected: 08/14/23 16:25

Matrix: Solid

Date Received: 08/16/23 09:50

Percent Solids: 77.0

Method: SW846 8260D - Volatile Organic Compounds by GC/MS

Analyte	Result	Qualifier	RL	MDL	Unit	D	Prepared	Analyzed	Dil Fac
1,1,1-Trichloroethane	ND		6.9	0.83	ug/Kg	☼	08/21/23 16:03	08/25/23 15:54	1
1,1,2-Trichloroethane	ND		6.9	0.69	ug/Kg	☼	08/21/23 16:03	08/25/23 15:54	1
1,1-Dichloroethene	ND		6.9	0.69	ug/Kg	☼	08/21/23 16:03	08/25/23 15:54	1
1,2,4-Trichlorobenzene	ND		14	6.9	ug/Kg	☼	08/21/23 16:03	08/25/23 15:54	1
1,2-Dichlorobenzene	ND		6.9	0.96	ug/Kg	☼	08/21/23 16:03	08/25/23 15:54	1
1,2-Dichloroethane	ND		6.9	0.83	ug/Kg	☼	08/21/23 16:03	08/25/23 15:54	1
1,2-Dichloropropane	ND		6.9	0.69	ug/Kg	☼	08/21/23 16:03	08/25/23 15:54	1
1,4-Dichlorobenzene	ND		6.9	0.96	ug/Kg	☼	08/21/23 16:03	08/25/23 15:54	1
Benzene	ND		6.9	0.69	ug/Kg	☼	08/21/23 16:03	08/25/23 15:54	1
Bromodichloromethane	ND		6.9	0.96	ug/Kg	☼	08/21/23 16:03	08/25/23 15:54	1
Bromoform	ND		14	6.9	ug/Kg	☼	08/21/23 16:03	08/25/23 15:54	1
Carbon tetrachloride	ND		6.9	0.96	ug/Kg	☼	08/21/23 16:03	08/25/23 15:54	1
Chlorobenzene	ND		6.9	0.96	ug/Kg	☼	08/21/23 16:03	08/25/23 15:54	1
Chloroform	ND		6.9	0.83	ug/Kg	☼	08/21/23 16:03	08/25/23 15:54	1
cis-1,2-Dichloroethene	ND		6.9	0.69	ug/Kg	☼	08/21/23 16:03	08/25/23 15:54	1
Dibromochloromethane	ND		6.9	0.69	ug/Kg	☼	08/21/23 16:03	08/25/23 15:54	1
Ethylbenzene	ND		6.9	0.96	ug/Kg	☼	08/21/23 16:03	08/25/23 15:54	1
m&p-Xylene	ND		6.9	2.8	ug/Kg	☼	08/21/23 16:03	08/25/23 15:54	1
Methylene Chloride	ND		6.9	2.8	ug/Kg	☼	08/21/23 16:03	08/25/23 15:54	1
o-Xylene	ND		6.9	0.96	ug/Kg	☼	08/21/23 16:03	08/25/23 15:54	1
Styrene	ND		6.9	0.96	ug/Kg	☼	08/21/23 16:03	08/25/23 15:54	1
Tetrachloroethene	ND		6.9	0.96	ug/Kg	☼	08/21/23 16:03	08/25/23 15:54	1

Eurofins Lancaster Laboratories Environment Testing, LLC

Client Sample Results

Client: Integral Consulting Inc

NYSERDA FOIL Response, January 30, 2024 (R000359-122823)

PDF Page 151 of 526

Job ID: 410-139126-1

Project/Site: Solar Farm/Battery NY State

Client Sample ID: SS-10 (0.75-1)

Lab Sample ID: 410-139126-6

Date Collected: 08/14/23 16:25

Matrix: Solid

Date Received: 08/16/23 09:50

Percent Solids: 77.0

Method: SW846 8260D - Volatile Organic Compounds by GC/MS (Continued)

Analyte	Result	Qualifier	RL	MDL	Unit	D	Prepared	Analyzed	Dil Fac
Toluene	ND		6.9	0.83	ug/Kg	☼	08/21/23 16:03	08/25/23 15:54	1
trans-1,2-Dichloroethene	ND		6.9	0.69	ug/Kg	☼	08/21/23 16:03	08/25/23 15:54	1
Trichloroethene	ND		6.9	0.69	ug/Kg	☼	08/21/23 16:03	08/25/23 15:54	1
Vinyl chloride	ND		6.9	0.83	ug/Kg	☼	08/21/23 16:03	08/25/23 15:54	1

Tentatively Identified Compound	Est. Result	Qualifier	Unit	D	RT	CAS No.	Prepared	Analyzed	Dil Fac
Acetone	6.9	T J N	ug/Kg	☼	3.42	67-64-1	08/21/23 16:03	08/25/23 15:54	1
Hexanal	23	T J N	ug/Kg	☼	10.45	66-25-1	08/21/23 16:03	08/25/23 15:54	1

Surrogate	%Recovery	Qualifier	Limits	Prepared	Analyzed	Dil Fac
4-Bromofluorobenzene (Surr)	95		50 - 131	08/21/23 16:03	08/25/23 15:54	1
Dibromofluoromethane (Surr)	97		50 - 141	08/21/23 16:03	08/25/23 15:54	1
1,2-Dichloroethane-d4 (Surr)	107		54 - 135	08/21/23 16:03	08/25/23 15:54	1
Toluene-d8 (Surr)	96		52 - 141	08/21/23 16:03	08/25/23 15:54	1

Method: SW846 8270E - Semivolatile Organic Compounds (GC/MS)

Analyte	Result	Qualifier	RL	MDL	Unit	D	Prepared	Analyzed	Dil Fac
1,1'-Biphenyl	ND		47	22	ug/Kg	☼	08/18/23 16:30	08/19/23 23:45	1
2,2'-oxybis[1-chloropropane]	ND		56	26	ug/Kg	☼	08/18/23 16:30	08/19/23 23:45	1
2,4,5-Trichlorophenol	ND		47	22	ug/Kg	☼	08/18/23 16:30	08/19/23 23:45	1
2,4,6-Trichlorophenol	ND	cn	47	22	ug/Kg	☼	08/18/23 16:30	08/19/23 23:45	1
2,4-Dichlorophenol	ND		56	26	ug/Kg	☼	08/18/23 16:30	08/19/23 23:45	1
2,4-Dimethylphenol	ND		47	22	ug/Kg	☼	08/18/23 16:30	08/19/23 23:45	1
2,4-Dinitrophenol	ND	cn	1300	220	ug/Kg	☼	08/18/23 16:30	08/19/23 23:45	1
2,4-Dinitrotoluene	ND		220	43	ug/Kg	☼	08/18/23 16:30	08/19/23 23:45	1
2,6-Dinitrotoluene	ND		47	22	ug/Kg	☼	08/18/23 16:30	08/19/23 23:45	1
2-Chloronaphthalene	ND	cn	43	17	ug/Kg	☼	08/18/23 16:30	08/19/23 23:45	1
2-Chlorophenol	ND		47	22	ug/Kg	☼	08/18/23 16:30	08/19/23 23:45	1
2-Methylnaphthalene	ND		22	6.5	ug/Kg	☼	08/18/23 16:30	08/19/23 23:45	1
2-Methylphenol	ND		65	26	ug/Kg	☼	08/18/23 16:30	08/19/23 23:45	1
2-Nitroaniline	ND		65	22	ug/Kg	☼	08/18/23 16:30	08/19/23 23:45	1
2-Nitrophenol	ND		65	26	ug/Kg	☼	08/18/23 16:30	08/19/23 23:45	1
3,3'-Dichlorobenzidine	ND		220	43	ug/Kg	☼	08/18/23 16:30	08/19/23 23:45	1
3-Nitroaniline	ND		220	43	ug/Kg	☼	08/18/23 16:30	08/19/23 23:45	1
4,6-Dinitro-2-methylphenol	ND		650	220	ug/Kg	☼	08/18/23 16:30	08/19/23 23:45	1
4-Bromophenyl phenyl ether	ND	cn	47	22	ug/Kg	☼	08/18/23 16:30	08/19/23 23:45	1
4-Chloro-3-methylphenol	ND		65	26	ug/Kg	☼	08/18/23 16:30	08/19/23 23:45	1
4-Chloroaniline	ND		220	43	ug/Kg	☼	08/18/23 16:30	08/19/23 23:45	1
4-Chlorophenyl phenyl ether	ND		47	22	ug/Kg	☼	08/18/23 16:30	08/19/23 23:45	1
4-Methylphenol	ND		65	22	ug/Kg	☼	08/18/23 16:30	08/19/23 23:45	1
4-Nitroaniline	ND		220	43	ug/Kg	☼	08/18/23 16:30	08/19/23 23:45	1
4-Nitrophenol	ND		650	220	ug/Kg	☼	08/18/23 16:30	08/19/23 23:45	1
Acenaphthene	ND		22	4.3	ug/Kg	☼	08/18/23 16:30	08/19/23 23:45	1
Acenaphthylene	ND		22	5.2	ug/Kg	☼	08/18/23 16:30	08/19/23 23:45	1
Acetophenone	ND		65	22	ug/Kg	☼	08/18/23 16:30	08/19/23 23:45	1
Anthracene	ND		22	4.3	ug/Kg	☼	08/18/23 16:30	08/19/23 23:45	1
Atrazine	ND		220	86	ug/Kg	☼	08/18/23 16:30	08/19/23 23:45	1
Benzaldehyde	ND		220	43	ug/Kg	☼	08/18/23 16:30	08/19/23 23:45	1
Benzo[a]anthracene	ND		22	4.3	ug/Kg	☼	08/18/23 16:30	08/19/23 23:45	1
Benzo[a]pyrene	ND		22	4.3	ug/Kg	☼	08/18/23 16:30	08/19/23 23:45	1

Eurofins Lancaster Laboratories Environment Testing, LLC

Client Sample Results

Client: Integral Consulting Inc

NYSERDA FOIL Response, January 30, 2024 (R000359-122823)

PDF Page 152 of 526

Job ID: 410-139126-1

Project/Site: Solar Farm/Battery NY State

Client Sample ID: SS-10 (0.75-1)

Lab Sample ID: 410-139126-6

Date Collected: 08/14/23 16:25

Matrix: Solid

Date Received: 08/16/23 09:50

Percent Solids: 77.0

Method: SW846 8270E - Semivolatile Organic Compounds (GC/MS) (Continued)

Analyte	Result	Qualifier	RL	MDL	Unit	D	Prepared	Analyzed	Dil Fac
Benzo[b]fluoranthene	ND		22	4.3	ug/Kg	☼	08/18/23 16:30	08/19/23 23:45	1
Benzo[g,h,i]perylene	ND		22	4.3	ug/Kg	☼	08/18/23 16:30	08/19/23 23:45	1
Benzo[k]fluoranthene	ND		22	4.3	ug/Kg	☼	08/18/23 16:30	08/19/23 23:45	1
Butyl benzyl phthalate	ND		220	86	ug/Kg	☼	08/18/23 16:30	08/19/23 23:45	1
Caprolactam	ND	cn	220	43	ug/Kg	☼	08/18/23 16:30	08/19/23 23:45	1
Carbazole	ND		47	22	ug/Kg	☼	08/18/23 16:30	08/19/23 23:45	1
Chrysene	ND		22	4.3	ug/Kg	☼	08/18/23 16:30	08/19/23 23:45	1
Di-n-butyl phthalate	ND		220	86	ug/Kg	☼	08/18/23 16:30	08/19/23 23:45	1
Di-n-octyl phthalate	ND		220	86	ug/Kg	☼	08/18/23 16:30	08/19/23 23:45	1
Dibenz(a,h)anthracene	ND		22	8.6	ug/Kg	☼	08/18/23 16:30	08/19/23 23:45	1
Dibenzofuran	ND		47	22	ug/Kg	☼	08/18/23 16:30	08/19/23 23:45	1
Diethyl phthalate	ND		220	86	ug/Kg	☼	08/18/23 16:30	08/19/23 23:45	1
Dimethyl phthalate	ND		220	86	ug/Kg	☼	08/18/23 16:30	08/19/23 23:45	1
Fluoranthene	ND		22	4.3	ug/Kg	☼	08/18/23 16:30	08/19/23 23:45	1
Fluorene	ND		22	4.3	ug/Kg	☼	08/18/23 16:30	08/19/23 23:45	1
Hexachlorobenzene	ND		22	8.6	ug/Kg	☼	08/18/23 16:30	08/19/23 23:45	1
Hexachlorobutadiene	ND	cn	65	26	ug/Kg	☼	08/18/23 16:30	08/19/23 23:45	1
Hexachlorocyclopentadiene	ND		650	220	ug/Kg	☼	08/18/23 16:30	08/19/23 23:45	1
Hexachloroethane	ND		220	43	ug/Kg	☼	08/18/23 16:30	08/19/23 23:45	1
Indeno[1,2,3-cd]pyrene	ND		22	5.2	ug/Kg	☼	08/18/23 16:30	08/19/23 23:45	1
Isophorone	ND		86	22	ug/Kg	☼	08/18/23 16:30	08/19/23 23:45	1
N-Nitrosodi-n-propylamine	ND		86	43	ug/Kg	☼	08/18/23 16:30	08/19/23 23:45	1
N-Nitrosodiphenylamine	ND		47	22	ug/Kg	☼	08/18/23 16:30	08/19/23 23:45	1
Naphthalene	ND		22	8.6	ug/Kg	☼	08/18/23 16:30	08/19/23 23:45	1
Nitrobenzene	ND		47	22	ug/Kg	☼	08/18/23 16:30	08/19/23 23:45	1
Pentachlorophenol	ND		220	86	ug/Kg	☼	08/18/23 16:30	08/19/23 23:45	1
Phenanthrene	ND		22	5.2	ug/Kg	☼	08/18/23 16:30	08/19/23 23:45	1
Phenol	ND		47	22	ug/Kg	☼	08/18/23 16:30	08/19/23 23:45	1
Pyrene	ND		22	4.3	ug/Kg	☼	08/18/23 16:30	08/19/23 23:45	1
Bis(2-chloroethoxy)methane	ND		47	22	ug/Kg	☼	08/18/23 16:30	08/19/23 23:45	1
Bis(2-chloroethyl)ether	ND		47	22	ug/Kg	☼	08/18/23 16:30	08/19/23 23:45	1
Bis(2-ethylhexyl) phthalate	ND		220	86	ug/Kg	☼	08/18/23 16:30	08/19/23 23:45	1

Tentatively Identified Compound	Est. Result	Qualifier	Unit	D	RT	CAS No.	Prepared	Analyzed	Dil Fac
Unknown	1600	T J B	ug/Kg	☼	3.10	N/A	08/18/23 16:30	08/19/23 23:45	1
Unknown	200	T J B	ug/Kg	☼	3.59	N/A	08/18/23 16:30	08/19/23 23:45	1
Unknown	930	T J B	ug/Kg	☼	3.96	N/A	08/18/23 16:30	08/19/23 23:45	1
Unknown	260	T J B	ug/Kg	☼	4.08	N/A	08/18/23 16:30	08/19/23 23:45	1
Unknown	790	T J B	ug/Kg	☼	4.26	N/A	08/18/23 16:30	08/19/23 23:45	1
Tetradecanoic acid	310	T J N	ug/Kg	☼	9.87	544-63-8	08/18/23 16:30	08/19/23 23:45	1
1-Pentatriacontanol	330	T J N	ug/Kg	☼	11.79	55517-90-3	08/18/23 16:30	08/19/23 23:45	1
17-Pentatriacontene	220	T J N	ug/Kg	☼	12.43	6971-40-0	08/18/23 16:30	08/19/23 23:45	1
Unknown	180	T J	ug/Kg	☼	13.07	N/A	08/18/23 16:30	08/19/23 23:45	1
Unknown	400	T J	ug/Kg	☼	14.45	N/A	08/18/23 16:30	08/19/23 23:45	1

Surrogate	%Recovery	Qualifier	Limits	Prepared	Analyzed	Dil Fac
2,4,6-Tribromophenol (Surr)	79		10 - 138	08/18/23 16:30	08/19/23 23:45	1
2-Fluorobiphenyl (Surr)	75		37 - 120	08/18/23 16:30	08/19/23 23:45	1
2-Fluorophenol (Surr)	56		22 - 120	08/18/23 16:30	08/19/23 23:45	1
Nitrobenzene-d5 (Surr)	72		26 - 120	08/18/23 16:30	08/19/23 23:45	1

Eurofins Lancaster Laboratories Environment Testing, LLC

Client Sample Results

Client: Integral Consulting Inc
 Project/Site: Solar Farm/Battery NY State

NYSERDA FOIL Response, January 30, 2024 (R000359-122823)

PDF Page 153 of 526
 Job ID: 410-139126-1

Client Sample ID: SS-10 (0.75-1)

Lab Sample ID: 410-139126-6

Date Collected: 08/14/23 16:25

Matrix: Solid

Date Received: 08/16/23 09:50

Percent Solids: 77.0

Method: SW846 8270E - Semivolatile Organic Compounds (GC/MS) (Continued)

Surrogate	%Recovery	Qualifier	Limits	Prepared	Analyzed	Dil Fac
p-Terphenyl-d14 (Surr)	85		40 - 133	08/18/23 16:30	08/19/23 23:45	1
Phenol-d5 (Surr)	58		27 - 120	08/18/23 16:30	08/19/23 23:45	1

Method: SW846 6010D - Metals (ICP)

Analyte	Result	Qualifier	RL	MDL	Unit	D	Prepared	Analyzed	Dil Fac
Lithium	34		13	5.1	mg/Kg	✱	08/16/23 19:28	08/17/23 10:56	2

Method: SW846 6020B - Metals (ICP/MS)

Analyte	Result	Qualifier	RL	MDL	Unit	D	Prepared	Analyzed	Dil Fac
Aluminum	39000	^2	130	64	mg/Kg	✱	08/16/23 19:28	08/20/23 18:07	10
Antimony	ND		0.26	0.10	mg/Kg	✱	08/16/23 19:28	08/20/23 18:05	2
Arsenic	4.8		0.51	0.17	mg/Kg	✱	08/16/23 19:28	08/20/23 18:05	2
Barium	230	^2	2.6	1.2	mg/Kg	✱	08/16/23 19:28	08/20/23 18:07	10
Beryllium	1.5		0.13	0.031	mg/Kg	✱	08/16/23 19:28	08/20/23 18:05	2
Cadmium	0.072	J	0.13	0.051	mg/Kg	✱	08/16/23 19:28	08/20/23 18:05	2
Calcium	2200		51	25	mg/Kg	✱	08/16/23 19:28	08/21/23 11:34	2
Chromium	56		0.51	0.24	mg/Kg	✱	08/16/23 19:28	08/20/23 18:05	2
Cobalt	13	^2	0.26	0.10	mg/Kg	✱	08/16/23 19:28	08/20/23 18:05	2
Copper	20	^2	0.51	0.23	mg/Kg	✱	08/16/23 19:28	08/20/23 18:05	2
Iron	46000	^2	130	59	mg/Kg	✱	08/16/23 19:28	08/20/23 18:07	10
Lead	15		0.26	0.098	mg/Kg	✱	08/16/23 19:28	08/20/23 18:05	2
Magnesium	11000		13	6.3	mg/Kg	✱	08/16/23 19:28	08/20/23 18:05	2
Manganese	510	^2	0.51	0.26	mg/Kg	✱	08/16/23 19:28	08/20/23 18:05	2
Nickel	30		0.51	0.24	mg/Kg	✱	08/16/23 19:28	08/20/23 18:05	2
Potassium	6500		51	21	mg/Kg	✱	08/16/23 19:28	08/20/23 18:05	2
Selenium	0.36	J	0.51	0.13	mg/Kg	✱	08/16/23 19:28	08/20/23 18:05	2
Silver	ND		0.13	0.052	mg/Kg	✱	08/16/23 19:28	08/20/23 18:05	2
Sodium	250		64	31	mg/Kg	✱	08/16/23 19:28	08/20/23 18:05	2
Thallium	0.37		0.13	0.050	mg/Kg	✱	08/16/23 19:28	08/20/23 18:05	2
Zinc	86		39	5.1	mg/Kg	✱	08/16/23 19:28	08/20/23 18:05	2
Vanadium	95		1.0	0.26	mg/Kg	✱	08/16/23 19:28	08/20/23 18:05	2

Method: SW846 7471B - Mercury (CVAA)

Analyte	Result	Qualifier	RL	MDL	Unit	D	Prepared	Analyzed	Dil Fac
Mercury	0.031	J	0.074	0.025	mg/Kg	✱	08/16/23 21:34	08/17/23 11:16	1

General Chemistry

Analyte	Result	Qualifier	RL	MDL	Unit	D	Prepared	Analyzed	Dil Fac
Percent Moisture (EPA Moisture)	23.0		1.0	1.0	%			08/17/23 06:40	1

Client Sample ID: TB1-20230814

Lab Sample ID: 410-139126-7

Date Collected: 08/14/23 00:00

Matrix: Water

Date Received: 08/16/23 09:50

Method: SW846 8260D - Volatile Organic Compounds by GC/MS

Analyte	Result	Qualifier	RL	MDL	Unit	D	Prepared	Analyzed	Dil Fac
1,1,1-Trichloroethane	ND		1.0	0.30	ug/L			08/21/23 22:35	1
1,1,2-Trichloroethane	ND		1.0	0.30	ug/L			08/21/23 22:35	1
1,1-Dichloroethene	ND		1.0	0.30	ug/L			08/21/23 22:35	1
1,2,4-Trichlorobenzene	ND		5.0	0.30	ug/L			08/21/23 22:35	1

Client Sample Results

Client: Integral Consulting Inc

NYSERDA FOIL Response, January 30, 2024 (R000359-122823)

PDF Page 154 of 526

Job ID: 410-139126-1

Project/Site: Solar Farm/Battery NY State

Client Sample ID: TB1-20230814

Lab Sample ID: 410-139126-7

Date Collected: 08/14/23 00:00

Matrix: Water

Date Received: 08/16/23 09:50

Method: SW846 8260D - Volatile Organic Compounds by GC/MS (Continued)

Analyte	Result	Qualifier	RL	MDL	Unit	D	Prepared	Analyzed	Dil Fac
1,2-Dichlorobenzene	ND		5.0	0.20	ug/L			08/21/23 22:35	1
1,2-Dichloroethane	ND		1.0	0.30	ug/L			08/21/23 22:35	1
1,2-Dichloropropane	ND		1.0	0.30	ug/L			08/21/23 22:35	1
1,4-Dichlorobenzene	ND		5.0	0.30	ug/L			08/21/23 22:35	1
Benzene	ND		1.0	0.30	ug/L			08/21/23 22:35	1
Bromodichloromethane	ND		1.0	0.20	ug/L			08/21/23 22:35	1
Bromoform	ND		4.0	1.0	ug/L			08/21/23 22:35	1
Carbon tetrachloride	ND		1.0	0.30	ug/L			08/21/23 22:35	1
Chlorobenzene	ND		1.0	0.30	ug/L			08/21/23 22:35	1
Chloroform	ND		1.0	0.30	ug/L			08/21/23 22:35	1
cis-1,2-Dichloroethene	ND		1.0	0.30	ug/L			08/21/23 22:35	1
Dibromochloromethane	ND		1.0	0.20	ug/L			08/21/23 22:35	1
Ethylbenzene	ND		1.0	0.40	ug/L			08/21/23 22:35	1
m&p-Xylene	ND		5.0	2.0	ug/L			08/21/23 22:35	1
Methylene Chloride	ND		1.0	0.30	ug/L			08/21/23 22:35	1
o-Xylene	ND		1.0	0.40	ug/L			08/21/23 22:35	1
Styrene	ND		5.0	0.30	ug/L			08/21/23 22:35	1
Tetrachloroethene	ND		1.0	0.30	ug/L			08/21/23 22:35	1
Toluene	ND		1.0	0.30	ug/L			08/21/23 22:35	1
trans-1,2-Dichloroethene	ND		2.0	0.70	ug/L			08/21/23 22:35	1
Trichloroethene	ND		1.0	0.30	ug/L			08/21/23 22:35	1
Vinyl chloride	ND		1.0	0.30	ug/L			08/21/23 22:35	1

Tentatively Identified Compound	Est. Result	Qualifier	Unit	D	RT	CAS No.	Prepared	Analyzed	Dil Fac
Tentatively Identified Compound	None		ug/L			N/A		08/21/23 22:35	1

Surrogate	%Recovery	Qualifier	Limits	Prepared	Analyzed	Dil Fac
4-Bromofluorobenzene (Surr)	95		80 - 120		08/21/23 22:35	1
Dibromofluoromethane (Surr)	103		80 - 120		08/21/23 22:35	1
1,2-Dichloroethane-d4 (Surr)	94		80 - 120		08/21/23 22:35	1
Toluene-d8 (Surr)	91		80 - 120		08/21/23 22:35	1

Client Sample ID: EB1-20230814

Lab Sample ID: 410-139126-8

Date Collected: 08/14/23 17:15

Matrix: Water

Date Received: 08/16/23 09:50

Method: SW846 8260D - Volatile Organic Compounds by GC/MS

Analyte	Result	Qualifier	RL	MDL	Unit	D	Prepared	Analyzed	Dil Fac
1,1,1-Trichloroethane	ND		1.0	0.30	ug/L			08/21/23 22:56	1
1,1,2-Trichloroethane	ND		1.0	0.30	ug/L			08/21/23 22:56	1
1,1-Dichloroethene	ND		1.0	0.30	ug/L			08/21/23 22:56	1
1,2,4-Trichlorobenzene	ND		5.0	0.30	ug/L			08/21/23 22:56	1
1,2-Dichlorobenzene	ND		5.0	0.20	ug/L			08/21/23 22:56	1
1,2-Dichloroethane	ND		1.0	0.30	ug/L			08/21/23 22:56	1
1,2-Dichloropropane	ND		1.0	0.30	ug/L			08/21/23 22:56	1
1,4-Dichlorobenzene	ND		5.0	0.30	ug/L			08/21/23 22:56	1
Benzene	ND		1.0	0.30	ug/L			08/21/23 22:56	1
Bromodichloromethane	ND		1.0	0.20	ug/L			08/21/23 22:56	1
Bromoform	ND		4.0	1.0	ug/L			08/21/23 22:56	1
Carbon tetrachloride	ND		1.0	0.30	ug/L			08/21/23 22:56	1

Eurofins Lancaster Laboratories Environment Testing, LLC

Client Sample Results

Client: Integral Consulting Inc
 Project/Site: Solar Farm/Battery NY State

PDF Page 155 of 526
 Job ID: 410-139126-1

Client Sample ID: EB1-20230814

Lab Sample ID: 410-139126-8

Date Collected: 08/14/23 17:15

Matrix: Water

Date Received: 08/16/23 09:50

Method: SW846 8260D - Volatile Organic Compounds by GC/MS (Continued)

Analyte	Result	Qualifier	RL	MDL	Unit	D	Prepared	Analyzed	Dil Fac
Chlorobenzene	ND		1.0	0.30	ug/L			08/21/23 22:56	1
Chloroform	0.95	J	1.0	0.30	ug/L			08/21/23 22:56	1
cis-1,2-Dichloroethene	ND		1.0	0.30	ug/L			08/21/23 22:56	1
Dibromochloromethane	ND		1.0	0.20	ug/L			08/21/23 22:56	1
Ethylbenzene	ND		1.0	0.40	ug/L			08/21/23 22:56	1
m&p-Xylene	ND		5.0	2.0	ug/L			08/21/23 22:56	1
Methylene Chloride	ND		1.0	0.30	ug/L			08/21/23 22:56	1
o-Xylene	ND		1.0	0.40	ug/L			08/21/23 22:56	1
Styrene	ND		5.0	0.30	ug/L			08/21/23 22:56	1
Tetrachloroethene	ND		1.0	0.30	ug/L			08/21/23 22:56	1
Toluene	ND		1.0	0.30	ug/L			08/21/23 22:56	1
trans-1,2-Dichloroethene	ND		2.0	0.70	ug/L			08/21/23 22:56	1
Trichloroethene	ND		1.0	0.30	ug/L			08/21/23 22:56	1
Vinyl chloride	ND		1.0	0.30	ug/L			08/21/23 22:56	1

Tentatively Identified Compound	Est. Result	Qualifier	Unit	D	RT	CAS No.	Prepared	Analyzed	Dil Fac
Tentatively Identified Compound	None		ug/L			N/A		08/21/23 22:56	1

Surrogate	%Recovery	Qualifier	Limits	Prepared	Analyzed	Dil Fac
4-Bromofluorobenzene (Surr)	96		80 - 120		08/21/23 22:56	1
Dibromofluoromethane (Surr)	102		80 - 120		08/21/23 22:56	1
1,2-Dichloroethane-d4 (Surr)	95		80 - 120		08/21/23 22:56	1
Toluene-d8 (Surr)	91		80 - 120		08/21/23 22:56	1

Method: SW846 8270E - Semivolatile Organic Compounds (GC/MS)

Analyte	Result	Qualifier	RL	MDL	Unit	D	Prepared	Analyzed	Dil Fac
1,1'-Biphenyl	ND		2.0	0.50	ug/L		08/18/23 07:46	08/19/23 21:54	1
2,2'-oxybis[1-chloropropane]	ND		2.0	0.50	ug/L		08/18/23 07:46	08/19/23 21:54	1
2,4,5-Trichlorophenol	ND		2.0	0.50	ug/L		08/18/23 07:46	08/19/23 21:54	1
2,4,6-Trichlorophenol	ND		2.0	0.50	ug/L		08/18/23 07:46	08/19/23 21:54	1
2,4-Dichlorophenol	ND		2.0	0.50	ug/L		08/18/23 07:46	08/19/23 21:54	1
2,4-Dimethylphenol	ND		10	3.0	ug/L		08/18/23 07:46	08/19/23 21:54	1
2,4-Dinitrophenol	ND		30	14	ug/L		08/18/23 07:46	08/19/23 21:54	1
2,4-Dinitrotoluene	ND		5.0	1.0	ug/L		08/18/23 07:46	08/19/23 21:54	1
2,6-Dinitrotoluene	ND		2.0	0.50	ug/L		08/18/23 07:46	08/19/23 21:54	1
2-Chloronaphthalene	ND		1.0	0.40	ug/L		08/18/23 07:46	08/19/23 21:54	1
2-Chlorophenol	ND		2.0	0.50	ug/L		08/18/23 07:46	08/19/23 21:54	1
2-Methylnaphthalene	ND		0.50	0.10	ug/L		08/18/23 07:46	08/19/23 21:54	1
2-Methylphenol	ND		2.0	0.50	ug/L		08/18/23 07:46	08/19/23 21:54	1
2-Nitroaniline	ND		5.0	1.0	ug/L		08/18/23 07:46	08/19/23 21:54	1
2-Nitrophenol	ND		5.0	1.0	ug/L		08/18/23 07:46	08/19/23 21:54	1
3,3'-Dichlorobenzidine	ND		10	4.0	ug/L		08/18/23 07:46	08/19/23 21:54	1
3-Nitroaniline	ND		5.0	2.0	ug/L		08/18/23 07:46	08/19/23 21:54	1
4,6-Dinitro-2-methylphenol	ND		21	8.0	ug/L		08/18/23 07:46	08/19/23 21:54	1
4-Bromophenyl phenyl ether	ND		2.0	0.50	ug/L		08/18/23 07:46	08/19/23 21:54	1
4-Chloro-3-methylphenol	ND		5.0	1.0	ug/L		08/18/23 07:46	08/19/23 21:54	1
4-Chloroaniline	ND		10	4.0	ug/L		08/18/23 07:46	08/19/23 21:54	1
4-Chlorophenyl phenyl ether	ND		2.0	0.50	ug/L		08/18/23 07:46	08/19/23 21:54	1
4-Methylphenol	ND		2.0	0.50	ug/L		08/18/23 07:46	08/19/23 21:54	1
4-Nitroaniline	ND		3.0	0.90	ug/L		08/18/23 07:46	08/19/23 21:54	1

Eurofins Lancaster Laboratories Environment Testing, LLC

Client Sample Results

Client: Integral Consulting Inc

NYSERDA FOIL Response, January 30, 2024 (R000359-122823)

PDF Page 156 of 526

Job ID: 410-139126-1

Project/Site: Solar Farm/Battery NY State

Client Sample ID: EB1-20230814

Lab Sample ID: 410-139126-8

Date Collected: 08/14/23 17:15

Matrix: Water

Date Received: 08/16/23 09:50

Method: SW846 8270E - Semivolatile Organic Compounds (GC/MS) (Continued)

Analyte	Result	Qualifier	RL	MDL	Unit	D	Prepared	Analyzed	Dil Fac
4-Nitrophenol	ND		30	10	ug/L		08/18/23 07:46	08/19/23 21:54	1
Acenaphthene	ND		0.50	0.10	ug/L		08/18/23 07:46	08/19/23 21:54	1
Acenaphthylene	ND		0.50	0.10	ug/L		08/18/23 07:46	08/19/23 21:54	1
Acetophenone	ND		5.0	1.0	ug/L		08/18/23 07:46	08/19/23 21:54	1
Anthracene	ND		0.50	0.10	ug/L		08/18/23 07:46	08/19/23 21:54	1
Atrazine	ND		5.0	1.0	ug/L		08/18/23 07:46	08/19/23 21:54	1
Benzaldehyde	ND		5.0	1.0	ug/L		08/18/23 07:46	08/19/23 21:54	1
Benzo[a]anthracene	ND		0.50	0.10	ug/L		08/18/23 07:46	08/19/23 21:54	1
Benzo[a]pyrene	ND		0.50	0.11	ug/L		08/18/23 07:46	08/19/23 21:54	1
Benzo[b]fluoranthene	ND		0.50	0.10	ug/L		08/18/23 07:46	08/19/23 21:54	1
Benzo[g,h,i]perylene	ND		0.50	0.10	ug/L		08/18/23 07:46	08/19/23 21:54	1
Benzo[k]fluoranthene	ND		0.50	0.10	ug/L		08/18/23 07:46	08/19/23 21:54	1
Bis(2-chloroethoxy)methane	ND		2.0	0.50	ug/L		08/18/23 07:46	08/19/23 21:54	1
Bis(2-chloroethyl)ether	ND		2.0	0.50	ug/L		08/18/23 07:46	08/19/23 21:54	1
Bis(2-ethylhexyl) phthalate	ND		5.0	2.0	ug/L		08/18/23 07:46	08/19/23 21:54	1
Butyl benzyl phthalate	ND		5.0	2.0	ug/L		08/18/23 07:46	08/19/23 21:54	1
Caprolactam	ND		7.0	3.0	ug/L		08/18/23 07:46	08/19/23 21:54	1
Carbazole	ND		2.0	0.50	ug/L		08/18/23 07:46	08/19/23 21:54	1
Chrysene	ND		0.50	0.10	ug/L		08/18/23 07:46	08/19/23 21:54	1
Di-n-butyl phthalate	ND		5.0	2.0	ug/L		08/18/23 07:46	08/19/23 21:54	1
Di-n-octyl phthalate	ND		11	5.0	ug/L		08/18/23 07:46	08/19/23 21:54	1
Dibenz(a,h)anthracene	ND		0.50	0.10	ug/L		08/18/23 07:46	08/19/23 21:54	1
Dibenzofuran	ND		2.0	0.50	ug/L		08/18/23 07:46	08/19/23 21:54	1
Diethyl phthalate	ND		5.0	2.0	ug/L		08/18/23 07:46	08/19/23 21:54	1
Dimethyl phthalate	ND		5.0	2.0	ug/L		08/18/23 07:46	08/19/23 21:54	1
Fluoranthene	ND		0.50	0.10	ug/L		08/18/23 07:46	08/19/23 21:54	1
Fluorene	ND		0.50	0.12	ug/L		08/18/23 07:46	08/19/23 21:54	1
Hexachlorobenzene	ND		0.50	0.11	ug/L		08/18/23 07:46	08/19/23 21:54	1
Hexachlorobutadiene	ND		2.0	0.50	ug/L		08/18/23 07:46	08/19/23 21:54	1
Hexachlorocyclopentadiene	ND		11	5.0	ug/L		08/18/23 07:46	08/19/23 21:54	1
Hexachloroethane	ND		5.0	0.50	ug/L		08/18/23 07:46	08/19/23 21:54	1
Indeno[1,2,3-cd]pyrene	ND		0.50	0.11	ug/L		08/18/23 07:46	08/19/23 21:54	1
Isophorone	ND		2.0	0.50	ug/L		08/18/23 07:46	08/19/23 21:54	1
N-Nitrosodi-n-propylamine	ND		2.0	0.50	ug/L		08/18/23 07:46	08/19/23 21:54	1
N-Nitrosodiphenylamine	ND		2.0	0.50	ug/L		08/18/23 07:46	08/19/23 21:54	1
Naphthalene	ND		0.50	0.10	ug/L		08/18/23 07:46	08/19/23 21:54	1
Nitrobenzene	ND		2.0	0.50	ug/L		08/18/23 07:46	08/19/23 21:54	1
Pentachlorophenol	ND		5.0	1.0	ug/L		08/18/23 07:46	08/19/23 21:54	1
Phenanthrene	ND		0.50	0.11	ug/L		08/18/23 07:46	08/19/23 21:54	1
Phenol	ND		2.0	0.50	ug/L		08/18/23 07:46	08/19/23 21:54	1
Pyrene	ND		0.50	0.10	ug/L		08/18/23 07:46	08/19/23 21:54	1

Tentatively Identified Compound	Est. Result	Qualifier	Unit	D	RT	CAS No.	Prepared	Analyzed	Dil Fac
Unknown	6.4	T J B	ug/L		1.20	N/A	08/18/23 07:46	08/19/23 21:54	1
Unknown	17	T J B	ug/L		1.29	N/A	08/18/23 07:46	08/19/23 21:54	1
Butane, 2-chloro-2-methyl-	53	T J N B	ug/L		1.42	594-36-5	08/18/23 07:46	08/19/23 21:54	1
Unknown	18	T J B	ug/L		2.50	N/A	08/18/23 07:46	08/19/23 21:54	1
Unknown	13	T J B	ug/L		2.76	N/A	08/18/23 07:46	08/19/23 21:54	1
Unknown	40	T J B	ug/L		3.15	N/A	08/18/23 07:46	08/19/23 21:54	1
Unknown	10	T J B	ug/L		3.27	N/A	08/18/23 07:46	08/19/23 21:54	1

Eurofins Lancaster Laboratories Environment Testing, LLC

Client Sample Results

Client: Integral Consulting Inc
 Project/Site: Solar Farm/Battery NY State

PDF Page 157 of 526
 Job ID: 410-139126-1

Client Sample ID: EB1-20230814

Lab Sample ID: 410-139126-8

Date Collected: 08/14/23 17:15

Matrix: Water

Date Received: 08/16/23 09:50

Method: SW846 8270E - Semivolatile Organic Compounds (GC/MS) (Continued)

Tentatively Identified Compound	Est. Result	Qualifier	Unit	D	RT	CAS No.	Prepared	Analyzed	Dil Fac
Unknown	14	T J B	ug/L		3.34	N/A	08/18/23 07:46	08/19/23 21:54	1
Unknown	140	T J B	ug/L		3.47	N/A	08/18/23 07:46	08/19/23 21:54	1
Unknown	36	T J B	ug/L		3.49	N/A	08/18/23 07:46	08/19/23 21:54	1
Unknown	43	T J B	ug/L		3.59	N/A	08/18/23 07:46	08/19/23 21:54	1
Unknown	11	T J B	ug/L		3.69	N/A	08/18/23 07:46	08/19/23 21:54	1
Unknown	63	T J B	ug/L		3.72	N/A	08/18/23 07:46	08/19/23 21:54	1
2-Pentene, 2,4,4-trimethyl-	69	T J N B	ug/L		3.74	107-40-4	08/18/23 07:46	08/19/23 21:54	1
Unknown	12	T J B	ug/L		3.79	N/A	08/18/23 07:46	08/19/23 21:54	1

Surrogate	%Recovery	Qualifier	Limits	Prepared	Analyzed	Dil Fac
2-Fluorobiphenyl (Surr)	63		44 - 120	08/18/23 07:46	08/19/23 21:54	1
2-Fluorophenol (Surr)	49		10 - 120	08/18/23 07:46	08/19/23 21:54	1
Nitrobenzene-d5 (Surr)	78		31 - 120	08/18/23 07:46	08/19/23 21:54	1
p-Terphenyl-d14 (Surr)	69		30 - 125	08/18/23 07:46	08/19/23 21:54	1
2,4,6-Tribromophenol (Surr)	80		13 - 138	08/18/23 07:46	08/19/23 21:54	1
Phenol-d5 (Surr)	35		10 - 120	08/18/23 07:46	08/19/23 21:54	1

Method: SW846 6010D - Metals (ICP) - Total Recoverable

Analyte	Result	Qualifier	RL	MDL	Unit	D	Prepared	Analyzed	Dil Fac
Lithium	ND		0.050	0.011	mg/L		08/17/23 07:47	08/17/23 21:46	1

Method: SW846 6020B - Metals (ICP/MS) - Total Recoverable

Analyte	Result	Qualifier	RL	MDL	Unit	D	Prepared	Analyzed	Dil Fac
Aluminum	ND		25	12	ug/L		08/17/23 07:47	08/21/23 09:17	1
Antimony	ND		1.0	0.20	ug/L		08/17/23 07:47	08/21/23 09:17	1
Arsenic	ND		2.0	0.68	ug/L		08/17/23 07:47	08/21/23 09:17	1
Barium	ND		2.0	0.75	ug/L		08/17/23 07:47	08/21/23 09:17	1
Beryllium	ND		0.50	0.12	ug/L		08/17/23 07:47	08/21/23 09:17	1
Cadmium	ND		0.50	0.15	ug/L		08/17/23 07:47	08/21/23 09:17	1
Calcium	ND		120	50	ug/L		08/17/23 07:47	08/21/23 09:17	1
Chromium	ND		2.0	0.55	ug/L		08/17/23 07:47	08/21/23 09:17	1
Cobalt	ND		0.50	0.16	ug/L		08/17/23 07:47	08/21/23 17:00	1
Copper	ND		1.0	0.36	ug/L		08/17/23 07:47	08/21/23 09:17	1
Iron	ND		50	20	ug/L		08/17/23 07:47	08/21/23 09:17	1
Lead	ND		0.50	0.12	ug/L		08/17/23 07:47	08/21/23 09:17	1
Magnesium	ND	^+ cn	50	16	ug/L		08/17/23 07:47	08/21/23 09:17	1
Manganese	ND		2.0	0.95	ug/L		08/17/23 07:47	08/21/23 09:17	1
Nickel	ND		1.0	0.40	ug/L		08/17/23 07:47	08/21/23 09:17	1
Potassium	ND		200	65	ug/L		08/17/23 07:47	08/21/23 09:17	1
Selenium	ND		1.0	0.28	ug/L		08/17/23 07:47	08/21/23 09:17	1
Silver	ND		0.50	0.10	ug/L		08/17/23 07:47	08/21/23 09:17	1
Sodium	ND	^+ cn	200	90	ug/L		08/17/23 07:47	08/21/23 09:17	1
Thallium	ND		0.50	0.13	ug/L		08/17/23 07:47	08/21/23 09:17	1
Zinc	ND		10	4.0	ug/L		08/17/23 07:47	08/21/23 09:17	1
Vanadium	ND		4.0	0.79	ug/L		08/17/23 07:47	08/21/23 09:17	1

Method: SW846 7470A - Mercury (CVAA)

Analyte	Result	Qualifier	RL	MDL	Unit	D	Prepared	Analyzed	Dil Fac
Mercury	0.084	J	0.20	0.079	ug/L		08/17/23 08:18	08/18/23 10:15	1

Client Sample Results

Client: Integral Consulting Inc

NYSERDA FOIL Response, January 30, 2024 (R000359-122823)

PDF Page 158 of 526

Job ID: 410-139126-1

Project/Site: Solar Farm/Battery NY State

Client Sample ID: EB2-20230814

Lab Sample ID: 410-139126-9

Date Collected: 08/14/23 17:30

Matrix: Water

Date Received: 08/16/23 09:50

Method: SW846 8260D - Volatile Organic Compounds by GC/MS

Analyte	Result	Qualifier	RL	MDL	Unit	D	Prepared	Analyzed	Dil Fac
1,1,1-Trichloroethane	ND		1.0	0.30	ug/L			08/21/23 23:16	1
1,1,2-Trichloroethane	ND		1.0	0.30	ug/L			08/21/23 23:16	1
1,1-Dichloroethene	ND		1.0	0.30	ug/L			08/21/23 23:16	1
1,2,4-Trichlorobenzene	ND		5.0	0.30	ug/L			08/21/23 23:16	1
1,2-Dichlorobenzene	ND		5.0	0.20	ug/L			08/21/23 23:16	1
1,2-Dichloroethane	ND		1.0	0.30	ug/L			08/21/23 23:16	1
1,2-Dichloropropane	ND		1.0	0.30	ug/L			08/21/23 23:16	1
1,4-Dichlorobenzene	ND		5.0	0.30	ug/L			08/21/23 23:16	1
Benzene	ND		1.0	0.30	ug/L			08/21/23 23:16	1
Bromodichloromethane	ND		1.0	0.20	ug/L			08/21/23 23:16	1
Bromoform	ND		4.0	1.0	ug/L			08/21/23 23:16	1
Carbon tetrachloride	ND		1.0	0.30	ug/L			08/21/23 23:16	1
Chlorobenzene	ND		1.0	0.30	ug/L			08/21/23 23:16	1
Chloroform	0.94	J	1.0	0.30	ug/L			08/21/23 23:16	1
cis-1,2-Dichloroethene	ND		1.0	0.30	ug/L			08/21/23 23:16	1
Dibromochloromethane	ND		1.0	0.20	ug/L			08/21/23 23:16	1
Ethylbenzene	ND		1.0	0.40	ug/L			08/21/23 23:16	1
m&p-Xylene	ND		5.0	2.0	ug/L			08/21/23 23:16	1
Methylene Chloride	ND		1.0	0.30	ug/L			08/21/23 23:16	1
o-Xylene	ND		1.0	0.40	ug/L			08/21/23 23:16	1
Styrene	ND		5.0	0.30	ug/L			08/21/23 23:16	1
Tetrachloroethene	ND		1.0	0.30	ug/L			08/21/23 23:16	1
Toluene	ND		1.0	0.30	ug/L			08/21/23 23:16	1
trans-1,2-Dichloroethene	ND		2.0	0.70	ug/L			08/21/23 23:16	1
Trichloroethene	ND		1.0	0.30	ug/L			08/21/23 23:16	1
Vinyl chloride	ND		1.0	0.30	ug/L			08/21/23 23:16	1

Tentatively Identified Compound	Est. Result	Qualifier	Unit	D	RT	CAS No.	Prepared	Analyzed	Dil Fac
Tentatively Identified Compound	None		ug/L			N/A		08/21/23 23:16	1

Surrogate	%Recovery	Qualifier	Limits	Prepared	Analyzed	Dil Fac
4-Bromofluorobenzene (Surr)	96		80 - 120		08/21/23 23:16	1
Dibromofluoromethane (Surr)	103		80 - 120		08/21/23 23:16	1
1,2-Dichloroethane-d4 (Surr)	95		80 - 120		08/21/23 23:16	1
Toluene-d8 (Surr)	91		80 - 120		08/21/23 23:16	1

Method: SW846 8270E - Semivolatile Organic Compounds (GC/MS)

Analyte	Result	Qualifier	RL	MDL	Unit	D	Prepared	Analyzed	Dil Fac
1,1'-Biphenyl	ND		2.0	0.50	ug/L		08/18/23 07:46	08/19/23 22:15	1
2,2'-oxybis[1-chloropropane]	ND		2.0	0.50	ug/L		08/18/23 07:46	08/19/23 22:15	1
2,4,5-Trichlorophenol	ND		2.0	0.50	ug/L		08/18/23 07:46	08/19/23 22:15	1
2,4,6-Trichlorophenol	ND		2.0	0.50	ug/L		08/18/23 07:46	08/19/23 22:15	1
2,4-Dichlorophenol	ND		2.0	0.50	ug/L		08/18/23 07:46	08/19/23 22:15	1
2,4-Dimethylphenol	ND		10	3.0	ug/L		08/18/23 07:46	08/19/23 22:15	1
2,4-Dinitrophenol	ND		30	14	ug/L		08/18/23 07:46	08/19/23 22:15	1
2,4-Dinitrotoluene	ND		5.0	1.0	ug/L		08/18/23 07:46	08/19/23 22:15	1
2,6-Dinitrotoluene	ND		2.0	0.50	ug/L		08/18/23 07:46	08/19/23 22:15	1
2-Chloronaphthalene	ND		1.0	0.40	ug/L		08/18/23 07:46	08/19/23 22:15	1
2-Chlorophenol	ND		2.0	0.50	ug/L		08/18/23 07:46	08/19/23 22:15	1
2-Methylnaphthalene	ND		0.50	0.10	ug/L		08/18/23 07:46	08/19/23 22:15	1

Eurofins Lancaster Laboratories Environment Testing, LLC

Client Sample Results

Client: Integral Consulting Inc

NYSERDA FOIL Response, January 30, 2024 (R000359-122823)

PDF Page 159 of 526

Job ID: 410-139126-1

Project/Site: Solar Farm/Battery NY State

Client Sample ID: EB2-20230814

Lab Sample ID: 410-139126-9

Date Collected: 08/14/23 17:30

Matrix: Water

Date Received: 08/16/23 09:50

Method: SW846 8270E - Semivolatile Organic Compounds (GC/MS) (Continued)

Analyte	Result	Qualifier	RL	MDL	Unit	D	Prepared	Analyzed	Dil Fac
2-Methylphenol	ND		2.0	0.50	ug/L		08/18/23 07:46	08/19/23 22:15	1
2-Nitroaniline	ND		5.0	1.0	ug/L		08/18/23 07:46	08/19/23 22:15	1
2-Nitrophenol	ND		5.0	1.0	ug/L		08/18/23 07:46	08/19/23 22:15	1
3,3'-Dichlorobenzidine	ND		10	4.0	ug/L		08/18/23 07:46	08/19/23 22:15	1
3-Nitroaniline	ND		5.0	2.0	ug/L		08/18/23 07:46	08/19/23 22:15	1
4,6-Dinitro-2-methylphenol	ND		21	8.0	ug/L		08/18/23 07:46	08/19/23 22:15	1
4-Bromophenyl phenyl ether	ND		2.0	0.50	ug/L		08/18/23 07:46	08/19/23 22:15	1
4-Chloro-3-methylphenol	ND		5.0	1.0	ug/L		08/18/23 07:46	08/19/23 22:15	1
4-Chloroaniline	ND		10	4.0	ug/L		08/18/23 07:46	08/19/23 22:15	1
4-Chlorophenyl phenyl ether	ND		2.0	0.50	ug/L		08/18/23 07:46	08/19/23 22:15	1
4-Methylphenol	ND		2.0	0.50	ug/L		08/18/23 07:46	08/19/23 22:15	1
4-Nitroaniline	ND		3.0	0.90	ug/L		08/18/23 07:46	08/19/23 22:15	1
4-Nitrophenol	ND		30	10	ug/L		08/18/23 07:46	08/19/23 22:15	1
Acenaphthene	ND		0.50	0.10	ug/L		08/18/23 07:46	08/19/23 22:15	1
Acenaphthylene	ND		0.50	0.10	ug/L		08/18/23 07:46	08/19/23 22:15	1
Acetophenone	ND		5.0	1.0	ug/L		08/18/23 07:46	08/19/23 22:15	1
Anthracene	ND		0.50	0.10	ug/L		08/18/23 07:46	08/19/23 22:15	1
Atrazine	ND		5.0	1.0	ug/L		08/18/23 07:46	08/19/23 22:15	1
Benzaldehyde	ND		5.0	1.0	ug/L		08/18/23 07:46	08/19/23 22:15	1
Benzo[a]anthracene	ND		0.50	0.10	ug/L		08/18/23 07:46	08/19/23 22:15	1
Benzo[a]pyrene	ND		0.50	0.11	ug/L		08/18/23 07:46	08/19/23 22:15	1
Benzo[b]fluoranthene	ND		0.50	0.10	ug/L		08/18/23 07:46	08/19/23 22:15	1
Benzo[g,h,i]perylene	ND		0.50	0.10	ug/L		08/18/23 07:46	08/19/23 22:15	1
Benzo[k]fluoranthene	ND		0.50	0.10	ug/L		08/18/23 07:46	08/19/23 22:15	1
Bis(2-chloroethoxy)methane	ND		2.0	0.50	ug/L		08/18/23 07:46	08/19/23 22:15	1
Bis(2-chloroethyl)ether	ND		2.0	0.50	ug/L		08/18/23 07:46	08/19/23 22:15	1
Bis(2-ethylhexyl) phthalate	ND		5.0	2.0	ug/L		08/18/23 07:46	08/19/23 22:15	1
Butyl benzyl phthalate	ND		5.0	2.0	ug/L		08/18/23 07:46	08/19/23 22:15	1
Caprolactam	ND		7.0	3.0	ug/L		08/18/23 07:46	08/19/23 22:15	1
Carbazole	ND		2.0	0.50	ug/L		08/18/23 07:46	08/19/23 22:15	1
Chrysene	ND		0.50	0.10	ug/L		08/18/23 07:46	08/19/23 22:15	1
Di-n-butyl phthalate	ND		5.0	2.0	ug/L		08/18/23 07:46	08/19/23 22:15	1
Di-n-octyl phthalate	ND		11	5.0	ug/L		08/18/23 07:46	08/19/23 22:15	1
Dibenz(a,h)anthracene	ND		0.50	0.10	ug/L		08/18/23 07:46	08/19/23 22:15	1
Dibenzofuran	ND		2.0	0.50	ug/L		08/18/23 07:46	08/19/23 22:15	1
Diethyl phthalate	ND		5.0	2.0	ug/L		08/18/23 07:46	08/19/23 22:15	1
Dimethyl phthalate	ND		5.0	2.0	ug/L		08/18/23 07:46	08/19/23 22:15	1
Fluoranthene	ND		0.50	0.10	ug/L		08/18/23 07:46	08/19/23 22:15	1
Fluorene	ND		0.50	0.12	ug/L		08/18/23 07:46	08/19/23 22:15	1
Hexachlorobenzene	ND		0.50	0.11	ug/L		08/18/23 07:46	08/19/23 22:15	1
Hexachlorobutadiene	ND		2.0	0.50	ug/L		08/18/23 07:46	08/19/23 22:15	1
Hexachlorocyclopentadiene	ND		11	5.0	ug/L		08/18/23 07:46	08/19/23 22:15	1
Hexachloroethane	ND		5.0	0.50	ug/L		08/18/23 07:46	08/19/23 22:15	1
Indeno[1,2,3-cd]pyrene	ND		0.50	0.11	ug/L		08/18/23 07:46	08/19/23 22:15	1
Isophorone	ND		2.0	0.50	ug/L		08/18/23 07:46	08/19/23 22:15	1
N-Nitrosodi-n-propylamine	ND		2.0	0.50	ug/L		08/18/23 07:46	08/19/23 22:15	1
N-Nitrosodiphenylamine	ND		2.0	0.50	ug/L		08/18/23 07:46	08/19/23 22:15	1
Naphthalene	ND		0.50	0.10	ug/L		08/18/23 07:46	08/19/23 22:15	1
Nitrobenzene	ND		2.0	0.50	ug/L		08/18/23 07:46	08/19/23 22:15	1

Eurofins Lancaster Laboratories Environment Testing, LLC

Client Sample Results

Client: Integral Consulting Inc

NYSERDA FOIL Response, January 30, 2024 (R000359-122823)

PDF Page 160 of 526

Job ID: 410-139126-1

Project/Site: Solar Farm/Battery NY State

Client Sample ID: EB2-20230814

Lab Sample ID: 410-139126-9

Date Collected: 08/14/23 17:30

Matrix: Water

Date Received: 08/16/23 09:50

Method: SW846 8270E - Semivolatile Organic Compounds (GC/MS) (Continued)

Analyte	Result	Qualifier	RL	MDL	Unit	D	Prepared	Analyzed	Dil Fac
Pentachlorophenol	ND		5.0	1.0	ug/L		08/18/23 07:46	08/19/23 22:15	1
Phenanthrene	ND		0.50	0.11	ug/L		08/18/23 07:46	08/19/23 22:15	1
Phenol	ND		2.0	0.50	ug/L		08/18/23 07:46	08/19/23 22:15	1
Pyrene	ND		0.50	0.10	ug/L		08/18/23 07:46	08/19/23 22:15	1

Tentatively Identified Compound	Est. Result	Qualifier	Unit	D	RT	CAS No.	Prepared	Analyzed	Dil Fac
Unknown	17	T J B	ug/L		1.29	N/A	08/18/23 07:46	08/19/23 22:15	1
Butane, 2-chloro-2-methyl-	46	T J N B	ug/L		1.42	594-36-5	08/18/23 07:46	08/19/23 22:15	1
Unknown	17	T J B	ug/L		2.50	N/A	08/18/23 07:46	08/19/23 22:15	1
Unknown	13	T J B	ug/L		2.76	N/A	08/18/23 07:46	08/19/23 22:15	1
Unknown	41	T J B	ug/L		3.15	N/A	08/18/23 07:46	08/19/23 22:15	1
Unknown	11	T J B	ug/L		3.28	N/A	08/18/23 07:46	08/19/23 22:15	1
Unknown	16	T J B	ug/L		3.34	N/A	08/18/23 07:46	08/19/23 22:15	1
Unknown	150	T J B	ug/L		3.47	N/A	08/18/23 07:46	08/19/23 22:15	1
Unknown	37	T J B	ug/L		3.49	N/A	08/18/23 07:46	08/19/23 22:15	1
Unknown	44	T J B	ug/L		3.59	N/A	08/18/23 07:46	08/19/23 22:15	1
Unknown	11	T J B	ug/L		3.69	N/A	08/18/23 07:46	08/19/23 22:15	1
Unknown	62	T J B	ug/L		3.72	N/A	08/18/23 07:46	08/19/23 22:15	1
Unknown	73	T J B	ug/L		3.74	N/A	08/18/23 07:46	08/19/23 22:15	1
Unknown	13	T J B	ug/L		3.79	N/A	08/18/23 07:46	08/19/23 22:15	1

Surrogate	%Recovery	Qualifier	Limits	Prepared	Analyzed	Dil Fac
2-Fluorobiphenyl (Surr)	64		44 - 120	08/18/23 07:46	08/19/23 22:15	1
2-Fluorophenol (Surr)	48		10 - 120	08/18/23 07:46	08/19/23 22:15	1
Nitrobenzene-d5 (Surr)	80		31 - 120	08/18/23 07:46	08/19/23 22:15	1
p-Terphenyl-d14 (Surr)	76		30 - 125	08/18/23 07:46	08/19/23 22:15	1
2,4,6-Tribromophenol (Surr)	83		13 - 138	08/18/23 07:46	08/19/23 22:15	1
Phenol-d5 (Surr)	34		10 - 120	08/18/23 07:46	08/19/23 22:15	1

Method: SW846 6010D - Metals (ICP) - Total Recoverable

Analyte	Result	Qualifier	RL	MDL	Unit	D	Prepared	Analyzed	Dil Fac
Lithium	ND		0.50	0.11	mg/L		08/17/23 07:47	08/18/23 06:48	10

Method: SW846 6020B - Metals (ICP/MS) - Total Recoverable

Analyte	Result	Qualifier	RL	MDL	Unit	D	Prepared	Analyzed	Dil Fac
Aluminum	ND		25	12	ug/L		08/17/23 07:47	08/21/23 09:21	1
Antimony	ND		1.0	0.20	ug/L		08/17/23 07:47	08/21/23 09:21	1
Arsenic	ND		2.0	0.68	ug/L		08/17/23 07:47	08/21/23 09:21	1
Barium	ND		2.0	0.75	ug/L		08/17/23 07:47	08/21/23 09:21	1
Beryllium	ND		0.50	0.12	ug/L		08/17/23 07:47	08/21/23 09:21	1
Cadmium	ND		0.50	0.15	ug/L		08/17/23 07:47	08/21/23 09:21	1
Calcium	ND		120	50	ug/L		08/17/23 07:47	08/21/23 16:32	1
Chromium	ND		2.0	0.55	ug/L		08/17/23 07:47	08/21/23 09:21	1
Cobalt	ND		0.50	0.16	ug/L		08/17/23 07:47	08/21/23 09:21	1
Copper	ND		1.0	0.36	ug/L		08/17/23 07:47	08/21/23 09:21	1
Iron	ND		50	20	ug/L		08/17/23 07:47	08/21/23 09:21	1
Lead	ND		0.50	0.12	ug/L		08/17/23 07:47	08/21/23 09:21	1
Magnesium	ND		50	16	ug/L		08/17/23 07:47	08/21/23 16:32	1
Manganese	0.96	J	2.0	0.95	ug/L		08/17/23 07:47	08/21/23 09:21	1
Nickel	ND		1.0	0.40	ug/L		08/17/23 07:47	08/21/23 09:21	1

Client Sample Results

Client: Integral Consulting Inc

NYSERDA FOIL Response, January 30, 2024 (R000359-122823)

PDF Page 161 of 526

Job ID: 410-139126-1

Project/Site: Solar Farm/Battery NY State

Client Sample ID: EB2-20230814

Lab Sample ID: 410-139126-9

Date Collected: 08/14/23 17:30

Matrix: Water

Date Received: 08/16/23 09:50

Method: SW846 6020B - Metals (ICP/MS) - Total Recoverable (Continued)

Analyte	Result	Qualifier	RL	MDL	Unit	D	Prepared	Analyzed	Dil Fac
Potassium	ND		200	65	ug/L		08/17/23 07:47	08/21/23 09:21	1
Selenium	ND		1.0	0.28	ug/L		08/17/23 07:47	08/21/23 09:21	1
Silver	ND		0.50	0.10	ug/L		08/17/23 07:47	08/21/23 09:21	1
Sodium	230		200	90	ug/L		08/17/23 07:47	08/21/23 16:32	1
Thallium	ND		0.50	0.13	ug/L		08/17/23 07:47	08/21/23 09:21	1
Zinc	ND		10	4.0	ug/L		08/17/23 07:47	08/21/23 09:21	1
Vanadium	ND		4.0	0.79	ug/L		08/17/23 07:47	08/21/23 09:21	1

Method: SW846 7470A - Mercury (CVAA)

Analyte	Result	Qualifier	RL	MDL	Unit	D	Prepared	Analyzed	Dil Fac
Mercury	0.080	J	0.20	0.079	ug/L		08/17/23 08:20	08/18/23 10:40	1

Client Sample ID: TB2-20230814

Lab Sample ID: 410-139126-10

Date Collected: 08/14/23 00:00

Matrix: Water

Date Received: 08/16/23 09:50

Method: SW846 8260D - Volatile Organic Compounds by GC/MS

Analyte	Result	Qualifier	RL	MDL	Unit	D	Prepared	Analyzed	Dil Fac
1,1,1-Trichloroethane	ND		1.0	0.30	ug/L			08/21/23 23:36	1
1,1,2-Trichloroethane	ND		1.0	0.30	ug/L			08/21/23 23:36	1
1,1-Dichloroethene	ND		1.0	0.30	ug/L			08/21/23 23:36	1
1,2,4-Trichlorobenzene	ND		5.0	0.30	ug/L			08/21/23 23:36	1
1,2-Dichlorobenzene	ND		5.0	0.20	ug/L			08/21/23 23:36	1
1,2-Dichloroethane	ND		1.0	0.30	ug/L			08/21/23 23:36	1
1,2-Dichloropropane	ND		1.0	0.30	ug/L			08/21/23 23:36	1
1,4-Dichlorobenzene	ND		5.0	0.30	ug/L			08/21/23 23:36	1
Benzene	ND		1.0	0.30	ug/L			08/21/23 23:36	1
Bromodichloromethane	ND		1.0	0.20	ug/L			08/21/23 23:36	1
Bromoform	ND		4.0	1.0	ug/L			08/21/23 23:36	1
Carbon tetrachloride	ND		1.0	0.30	ug/L			08/21/23 23:36	1
Chlorobenzene	ND		1.0	0.30	ug/L			08/21/23 23:36	1
Chloroform	ND		1.0	0.30	ug/L			08/21/23 23:36	1
cis-1,2-Dichloroethene	ND		1.0	0.30	ug/L			08/21/23 23:36	1
Dibromochloromethane	ND		1.0	0.20	ug/L			08/21/23 23:36	1
Ethylbenzene	ND		1.0	0.40	ug/L			08/21/23 23:36	1
m&p-Xylene	ND		5.0	2.0	ug/L			08/21/23 23:36	1
Methylene Chloride	ND		1.0	0.30	ug/L			08/21/23 23:36	1
o-Xylene	ND		1.0	0.40	ug/L			08/21/23 23:36	1
Styrene	ND		5.0	0.30	ug/L			08/21/23 23:36	1
Tetrachloroethene	ND		1.0	0.30	ug/L			08/21/23 23:36	1
Toluene	ND		1.0	0.30	ug/L			08/21/23 23:36	1
trans-1,2-Dichloroethene	ND		2.0	0.70	ug/L			08/21/23 23:36	1
Trichloroethene	ND		1.0	0.30	ug/L			08/21/23 23:36	1
Vinyl chloride	ND		1.0	0.30	ug/L			08/21/23 23:36	1

Tentatively Identified Compound	Est. Result	Qualifier	Unit	D	RT	CAS No.	Prepared	Analyzed	Dil Fac
Tentatively Identified Compound	None		ug/L			N/A		08/21/23 23:36	1

Surrogate	%Recovery	Qualifier	Limits	Prepared	Analyzed	Dil Fac
4-Bromofluorobenzene (Surr)	96		80 - 120		08/21/23 23:36	1
Dibromofluoromethane (Surr)	101		80 - 120		08/21/23 23:36	1

Eurofins Lancaster Laboratories Environment Testing, LLC

Client Sample Results

Client: Integral Consulting Inc
Project/Site: Solar Farm/Battery NY State

PDF Page 162 of 526
Job ID: 410-139126-1

Client Sample ID: TB2-20230814

Lab Sample ID: 410-139126-10

Date Collected: 08/14/23 00:00

Matrix: Water

Date Received: 08/16/23 09:50

Method: SW846 8260D - Volatile Organic Compounds by GC/MS (Continued)

<u>Surrogate</u>	<u>%Recovery</u>	<u>Qualifier</u>	<u>Limits</u>	<u>Prepared</u>	<u>Analyzed</u>	<u>Dil Fac</u>
1,2-Dichloroethane-d4 (Surr)	94		80 - 120		08/21/23 23:36	1
Toluene-d8 (Surr)	92		80 - 120		08/21/23 23:36	1



Surrogate Summary

Client: Integral Consulting Inc NYSERDA FOIL Response, January 30, 2024 (R000359-122823)

PDF Page 163 of 526
Job ID: 410-139126-1

Project/Site: Solar Farm/Battery NY State

Method: 8260D - Volatile Organic Compounds by GC/MS

Matrix: Solid

Prep Type: Total/NA

Lab Sample ID	Client Sample ID	Percent Surrogate Recovery (Acceptance Limits)			
		BFB (50-131)	DBFM (50-141)	DCA (54-135)	TOL (52-141)
410-139126-1	SS-4 (0-0.25)	96	97	108	98
410-139126-1 MS	SS-4 (0-0.25) MS	97	99	107	100
410-139126-1 MSD	SS-4 (0-0.25) MSD	97	98	107	100
410-139126-2	SS-4 (0.75-1)	96	97	107	98
410-139126-3	SS-11 (0-0.25)	95	97	105	97
410-139126-3 MS	SS-11 (0-0.25) MS	96	99	107	99
410-139126-3 MSD	SS-11 (0-0.25) MSD	97	98	111	99
410-139126-4	SS-11 (0.75-1)	97	98	107	98
410-139126-5	SS-10 (0-0.25)	94	98	107	99
410-139126-6	SS-10 (0.75-1)	95	97	107	96
LCS 410-412435/4	Lab Control Sample	98	96	100	100
LCS 410-412435/5	Lab Control Sample Dup	97	97	98	99
MB 410-412435/7	Method Blank	95	97	103	98

Surrogate Legend
 BFB = 4-Bromofluorobenzene (Surr)
 DBFM = Dibromofluoromethane (Surr)
 DCA = 1,2-Dichloroethane-d4 (Surr)
 TOL = Toluene-d8 (Surr)

Method: 8260D - Volatile Organic Compounds by GC/MS

Matrix: Water

Prep Type: Total/NA

Lab Sample ID	Client Sample ID	Percent Surrogate Recovery (Acceptance Limits)			
		BFB (80-120)	DBFM (80-120)	DCA (80-120)	TOL (80-120)
410-139126-7	TB1-20230814	95	103	94	91
410-139126-8	EB1-20230814	96	102	95	91
410-139126-9	EB2-20230814	96	103	95	91
410-139126-10	TB2-20230814	96	101	94	92
LCS 410-410772/4	Lab Control Sample	97	101	95	92
LCS 410-410772/5	Lab Control Sample Dup	98	104	95	92
MB 410-410772/7	Method Blank	97	103	95	92

Surrogate Legend
 BFB = 4-Bromofluorobenzene (Surr)
 DBFM = Dibromofluoromethane (Surr)
 DCA = 1,2-Dichloroethane-d4 (Surr)
 TOL = Toluene-d8 (Surr)

Method: 8270E - Semivolatile Organic Compounds (GC/MS)

Matrix: Solid

Prep Type: Total/NA

Lab Sample ID	Client Sample ID	Percent Surrogate Recovery (Acceptance Limits)					
		TBP (10-138)	FBP (37-120)	2FP (22-120)	NBZ (26-120)	TPHd14 (40-133)	PHL (27-120)
410-139126-1	SS-4 (0-0.25)	69	65	60	71	81	60
410-139126-1 MS	SS-4 (0-0.25) MS	61	63	55	66	79	56
410-139126-1 MSD	SS-4 (0-0.25) MSD	65	63	56	72	79	58
410-139126-2	SS-4 (0.75-1)	65	65	56	62	81	60
410-139126-3	SS-11 (0-0.25)	71	58	54	67	74	56

Surrogate Summary

Client: Integral Consulting Inc
 NYSDERDA FOIL Response, January 30, 2024 (R000359-122823)

PDF Page 164 of 526
 Job ID: 410-139126-1

Project/Site: Solar Farm/Battery NY State

Method: 8270E - Semivolatile Organic Compounds (GC/MS) (Continued)

Matrix: Solid

Prep Type: Total/NA

Percent Surrogate Recovery (Acceptance Limits)

Lab Sample ID	Client Sample ID	Percent Surrogate Recovery (Acceptance Limits)					
		TBP (10-138)	FBP (37-120)	2FP (22-120)	NBZ (26-120)	TPHd14 (40-133)	PHL (27-120)
410-139126-3 MS	SS-11 (0-0.25) MS	78	66	61	74	84	62
410-139126-3 MSD	SS-11 (0-0.25) MSD	76	65	56	71	77	58
410-139126-4	SS-11 (0.75-1)	74	68	60	65	84	63
410-139126-5	SS-10 (0-0.25)	74	71	53	68	80	56
410-139126-6	SS-10 (0.75-1)	79	75	56	72	85	58
LCS 410-410100/2-A	Lab Control Sample	91	77	63	75	94	64
LCS 410-411241/2-A	Lab Control Sample	85	71	67	77	90	67
MB 410-410100/1-A	Method Blank	91	80	62	78	99	64
MB 410-411241/1-A	Method Blank	93	78	71	82	104	72

Surrogate Legend

TBP = 2,4,6-Tribromophenol (Surr)
 FBP = 2-Fluorobiphenyl (Surr)
 2FP = 2-Fluorophenol (Surr)
 NBZ = Nitrobenzene-d5 (Surr)
 TPHd14 = p-Terphenyl-d14 (Surr)
 PHL = Phenol-d5 (Surr)

Method: 8270E - Semivolatile Organic Compounds (GC/MS)

Matrix: Water

Prep Type: Total/NA

Percent Surrogate Recovery (Acceptance Limits)

Lab Sample ID	Client Sample ID	Percent Surrogate Recovery (Acceptance Limits)					
		FBP (44-120)	2FP (10-120)	NBZ (31-120)	TPHd14 (30-125)	TBP (13-138)	PHL (10-120)
410-139126-8	EB1-20230814	63	49	78	69	80	35
410-139126-9	EB2-20230814	64	48	80	76	83	34
LCS 410-409814/2-A	Lab Control Sample	60	52	71	79	78	43
MB 410-409814/1-A	Method Blank	62	53	83	87	85	39

Surrogate Legend

FBP = 2-Fluorobiphenyl (Surr)
 2FP = 2-Fluorophenol (Surr)
 NBZ = Nitrobenzene-d5 (Surr)
 TPHd14 = p-Terphenyl-d14 (Surr)
 TBP = 2,4,6-Tribromophenol (Surr)
 PHL = Phenol-d5 (Surr)

QC Sample Results

Client: Integral Consulting Inc NYSDA FOIL Response, January 30, 2024 (R000359-122823)

PDF Page 165 of 526
Job ID: 410-139126-1

Project/Site: Solar Farm/Battery NY State

Method: 8260D - Volatile Organic Compounds by GC/MS

Lab Sample ID: 410-139126-1 MS

Matrix: Solid

Analysis Batch: 412435

Client Sample ID: SS-4 (0-0.25) MS

Prep Type: Total/NA

Prep Batch: 410615

Analyte	Sample	Sample	Spike	MS	MS	Unit	D	%Rec	%Rec	Limits
	Result	Qualifier	Added	Result	Qualifier					
1,1,1-Trichloroethane	ND	F1	31.8	19.8	F1	ug/Kg	*	62	69 - 123	
1,1,2-Trichloroethane	ND	F1	31.8	16.2	F1	ug/Kg	*	51	80 - 120	
1,1-Dichloroethene	ND		31.8	23.4		ug/Kg	*	74	73 - 129	
1,2,4-Trichlorobenzene	ND	F1	31.8	ND	F1	ug/Kg	*	0	56 - 130	
1,2-Dichlorobenzene	ND	F2 F1	31.8	4.73	J F1	ug/Kg	*	15	76 - 120	
1,2-Dichloroethane	ND	F1	31.8	17.8	F1	ug/Kg	*	56	71 - 128	
1,2-Dichloropropane	ND	F1	31.8	18.0	F1	ug/Kg	*	57	80 - 120	
1,4-Dichlorobenzene	ND	F2 F1	31.8	4.35	J F1	ug/Kg	*	14	80 - 120	
Benzene	ND	F1	31.8	18.4	F1	ug/Kg	*	58	80 - 120	
Bromodichloromethane	ND	F1	31.8	15.4	F1	ug/Kg	*	48	70 - 120	
Bromoform	ND	F1	31.8	11.4	J F1	ug/Kg	*	36	51 - 127	
Carbon tetrachloride	ND	F1	31.8	18.1	F1	ug/Kg	*	57	64 - 134	
Chlorobenzene	ND	F2 F1	31.8	8.24	F1	ug/Kg	*	26	80 - 120	
Chloroform	ND	F1	31.8	18.6	F1	ug/Kg	*	59	80 - 120	
cis-1,2-Dichloroethene	ND	F1	31.8	19.2	F1	ug/Kg	*	60	80 - 123	
Dibromochloromethane	ND	F1	31.8	13.1	F1	ug/Kg	*	41	69 - 125	
Ethylbenzene	ND	F2 F1	31.8	7.90	F1	ug/Kg	*	25	78 - 120	
m&p-Xylene	ND	F2 F1	63.5	14.1	F1	ug/Kg	*	22	80 - 120	
Methylene Chloride	ND	F1	31.8	19.1	F1	ug/Kg	*	60	76 - 122	
o-Xylene	ND	F2 F1	31.8	7.29	J F1	ug/Kg	*	23	75 - 120	
Styrene	ND	F2 F1	31.8	5.45	J F1	ug/Kg	*	17	76 - 120	
Tetrachloroethene	ND	F1	31.8	10.3	F1	ug/Kg	*	32	73 - 120	
Toluene	ND	F1	31.8	12.3	F1	ug/Kg	*	39	80 - 120	
trans-1,2-Dichloroethene	ND	F1	31.8	19.3	F1	ug/Kg	*	61	80 - 125	
Trichloroethene	ND	F1	31.8	14.2	F1	ug/Kg	*	45	80 - 120	
Vinyl chloride	ND		31.8	19.9		ug/Kg	*	63	52 - 120	

Surrogate	MS	MS	Limits
	%Recovery	Qualifier	
4-Bromofluorobenzene (Surr)	97		50 - 131
Dibromofluoromethane (Surr)	99		50 - 141
1,2-Dichloroethane-d4 (Surr)	107		54 - 135
Toluene-d8 (Surr)	100		52 - 141

Lab Sample ID: 410-139126-1 MSD

Matrix: Solid

Analysis Batch: 412435

Client Sample ID: SS-4 (0-0.25) MSD

Prep Type: Total/NA

Prep Batch: 410615

Analyte	Sample	Sample	Spike	MSD	MSD	Unit	D	%Rec	%Rec	RPD	RPD
	Result	Qualifier	Added	Result	Qualifier						
1,1,1-Trichloroethane	ND	F1	29.6	21.6		ug/Kg	*	73	69 - 123	8	30
1,1,2-Trichloroethane	ND	F1	29.6	18.0	F1	ug/Kg	*	61	80 - 120	11	30
1,1-Dichloroethene	ND		29.6	23.5		ug/Kg	*	79	73 - 129	1	30
1,2,4-Trichlorobenzene	ND	F1	29.6	ND	F1	ug/Kg	*	0	56 - 130	NC	30
1,2-Dichlorobenzene	ND	F2 F1	29.6	6.69	J F2 F1	ug/Kg	*	23	76 - 120	34	30
1,2-Dichloroethane	ND	F1	29.6	19.2	F1	ug/Kg	*	65	71 - 128	8	30
1,2-Dichloropropane	ND	F1	29.6	20.6	F1	ug/Kg	*	69	80 - 120	13	30
1,4-Dichlorobenzene	ND	F2 F1	29.6	6.14	J F2 F1	ug/Kg	*	21	80 - 120	34	30
Benzene	ND	F1	29.6	20.5	F1	ug/Kg	*	69	80 - 120	11	30
Bromodichloromethane	ND	F1	29.6	17.8	F1	ug/Kg	*	60	70 - 120	15	30

Eurofins Lancaster Laboratories Environment Testing, LLC

QC Sample Results

Client: Integral Consulting Inc
 Project/Site: Solar Farm/Battery NY State

PDF Page 166 of 526
 Job ID: 410-139126-1

Method: 8260D - Volatile Organic Compounds by GC/MS (Continued)

Lab Sample ID: 410-139126-1 MSD

Client Sample ID: SS-4 (0-0.25) MSD

Matrix: Solid

Prep Type: Total/NA

Analysis Batch: 412435

Prep Batch: 410615

Analyte	Sample		Spike Added	MSD		Unit	D	%Rec	%Rec Limits	RPD	RPD Limit
	Result	Qualifier		Result	Qualifier						
Bromoform	ND	F1	29.6	13.6	J F1	ug/Kg	⊛	46	51 - 127	17	30
Carbon tetrachloride	ND	F1	29.6	20.2		ug/Kg	⊛	68	64 - 134	11	30
Chlorobenzene	ND	F2 F1	29.6	11.4	F2 F1	ug/Kg	⊛	38	80 - 120	32	30
Chloroform	ND	F1	29.6	20.3	F1	ug/Kg	⊛	69	80 - 120	9	30
cis-1,2-Dichloroethene	ND	F1	29.6	20.4	F1	ug/Kg	⊛	69	80 - 123	6	30
Dibromochloromethane	ND	F1	29.6	15.3	F1	ug/Kg	⊛	52	69 - 125	16	30
Ethylbenzene	ND	F2 F1	29.6	11.1	F2 F1	ug/Kg	⊛	38	78 - 120	34	30
m&p-Xylene	ND	F2 F1	59.2	20.3	F2 F1	ug/Kg	⊛	34	80 - 120	36	30
Methylene Chloride	ND	F1	29.6	19.7	F1	ug/Kg	⊛	66	76 - 122	3	30
o-Xylene	ND	F2 F1	29.6	10.1	F2 F1	ug/Kg	⊛	34	75 - 120	33	30
Styrene	ND	F2 F1	29.6	8.16	F2 F1	ug/Kg	⊛	28	76 - 120	40	30
Tetrachloroethene	ND	F1	29.6	13.7	F1	ug/Kg	⊛	46	73 - 120	29	30
Toluene	ND	F1	29.6	15.4	F1	ug/Kg	⊛	52	80 - 120	23	30
trans-1,2-Dichloroethene	ND	F1	29.6	20.9	F1	ug/Kg	⊛	71	80 - 125	8	30
Trichloroethene	ND	F1	29.6	17.5	F1	ug/Kg	⊛	59	80 - 120	21	30
Vinyl chloride	ND		29.6	21.7		ug/Kg	⊛	73	52 - 120	8	30

Surrogate	MSD		Limits
	%Recovery	Qualifier	
4-Bromofluorobenzene (Surr)	97		50 - 131
Dibromofluoromethane (Surr)	98		50 - 141
1,2-Dichloroethane-d4 (Surr)	107		54 - 135
Toluene-d8 (Surr)	100		52 - 141

Lab Sample ID: 410-139126-3 MS

Client Sample ID: SS-11 (0-0.25) MS

Matrix: Solid

Prep Type: Total/NA

Analysis Batch: 412435

Prep Batch: 410615

Analyte	Sample		Spike Added	MS		Unit	D	%Rec	%Rec Limits
	Result	Qualifier		Result	Qualifier				
1,1,1-Trichloroethane	ND	F1	20.9	15.0		ug/Kg	⊛	72	69 - 123
1,1,2-Trichloroethane	ND	F1	20.9	11.9	F1	ug/Kg	⊛	57	80 - 120
1,1-Dichloroethene	ND	F1	20.9	18.1		ug/Kg	⊛	86	73 - 129
1,2,4-Trichlorobenzene	ND	F1	20.9	ND	F1	ug/Kg	⊛	0	56 - 130
1,2-Dichlorobenzene	ND	F2 F1	20.9	4.19	J F1	ug/Kg	⊛	20	76 - 120
1,2-Dichloroethane	ND	F1	20.9	13.3	F1	ug/Kg	⊛	64	71 - 128
1,2-Dichloropropane	ND	F1	20.9	13.4	F1	ug/Kg	⊛	64	80 - 120
1,4-Dichlorobenzene	ND	F2 F1	20.9	3.64	J F1	ug/Kg	⊛	17	80 - 120
Benzene	ND	F1	20.9	12.9	F1	ug/Kg	⊛	62	80 - 120
Bromodichloromethane	ND	F1	20.9	11.1	F1	ug/Kg	⊛	53	70 - 120
Bromoform	ND	F1	20.9	9.21	J F1	ug/Kg	⊛	44	51 - 127
Carbon tetrachloride	ND	F1	20.9	13.6		ug/Kg	⊛	65	64 - 134
Chlorobenzene	ND	F2 F1	20.9	5.32	F1	ug/Kg	⊛	25	80 - 120
Chloroform	ND	F1	20.9	13.7	F1	ug/Kg	⊛	65	80 - 120
cis-1,2-Dichloroethene	ND	F1	20.9	13.9	F1	ug/Kg	⊛	66	80 - 123
Dibromochloromethane	ND	F1	20.9	9.39	F1	ug/Kg	⊛	45	69 - 125
Ethylbenzene	ND	F1	20.9	4.89	J F1	ug/Kg	⊛	23	78 - 120
m&p-Xylene	ND	F2 F1	41.9	8.77	F1	ug/Kg	⊛	21	80 - 120
Methylene Chloride	ND	F1	20.9	14.3	F1	ug/Kg	⊛	68	76 - 122
o-Xylene	ND	F2 F1	20.9	4.67	J F1	ug/Kg	⊛	22	75 - 120

QC Sample Results

Client: Integral Consulting Inc NYSERDA FOIL Response, January 30, 2024 (R000359-122823)

PDF Page 167 of 526 Job ID: 410-139126-1

Project/Site: Solar Farm/Battery NY State

Method: 8260D - Volatile Organic Compounds by GC/MS (Continued)

Lab Sample ID: 410-139126-3 MS

Client Sample ID: SS-11 (0-0.25) MS

Matrix: Solid

Prep Type: Total/NA

Analysis Batch: 412435

Prep Batch: 410615

Analyte	Sample	Sample	Spike	MS		Unit	D	%Rec	%Rec	Limits
	Result	Qualifier		Result	Qualifier					
Styrene	ND	F2 F1	20.9	3.62	J F1	ug/Kg	☼	17	76 - 120	
Tetrachloroethene	ND	F1	20.9	6.39	F1	ug/Kg	☼	31	73 - 120	
Toluene	ND	F1	20.9	8.01	F1	ug/Kg	☼	38	80 - 120	
trans-1,2-Dichloroethene	ND	F1	20.9	13.9	F1	ug/Kg	☼	66	80 - 125	
Trichloroethene	ND	F1	20.9	9.90	F1	ug/Kg	☼	47	80 - 120	
Vinyl chloride	ND		20.9	19.2		ug/Kg	☼	92	52 - 120	
MS MS										
Surrogate	%Recovery	Qualifier	Limits							
4-Bromofluorobenzene (Surr)	96		50 - 131							
Dibromofluoromethane (Surr)	99		50 - 141							
1,2-Dichloroethane-d4 (Surr)	107		54 - 135							
Toluene-d8 (Surr)	99		52 - 141							

Lab Sample ID: 410-139126-3 MSD

Client Sample ID: SS-11 (0-0.25) MSD

Matrix: Solid

Prep Type: Total/NA

Analysis Batch: 412435

Prep Batch: 410615

Analyte	Sample	Sample	Spike	MSD		Unit	D	%Rec	%Rec	Limits	RPD	Limit
	Result	Qualifier		Result	Qualifier							
1,1,1-Trichloroethane	ND	F1	22.6	12.7	F1	ug/Kg	☼	56	69 - 123	17	30	
1,1,2-Trichloroethane	ND	F1	22.6	9.63	F1	ug/Kg	☼	43	80 - 120	21	30	
1,1-Dichloroethene	ND	F1	22.6	15.7	F1	ug/Kg	☼	70	73 - 129	14	30	
1,2,4-Trichlorobenzene	ND	F1	22.6	ND	F1	ug/Kg	☼	0	56 - 130	NC	30	
1,2-Dichlorobenzene	ND	F2 F1	22.6	2.21	J F2 F1	ug/Kg	☼	10	76 - 120	62	30	
1,2-Dichloroethane	ND	F1	22.6	11.5	F1	ug/Kg	☼	51	71 - 128	14	30	
1,2-Dichloropropane	ND	F1	22.6	11.3	F1	ug/Kg	☼	50	80 - 120	17	30	
1,4-Dichlorobenzene	ND	F2 F1	22.6	1.96	J F2 F1	ug/Kg	☼	9	80 - 120	60	30	
Benzene	ND	F1	22.6	10.9	F1	ug/Kg	☼	48	80 - 120	17	30	
Bromodichloromethane	ND	F1	22.6	9.50	F1	ug/Kg	☼	42	70 - 120	15	30	
Bromoform	ND	F1	22.6	7.01	J F1	ug/Kg	☼	31	51 - 127	27	30	
Carbon tetrachloride	ND	F1	22.6	11.5	F1	ug/Kg	☼	51	64 - 134	16	30	
Chlorobenzene	ND	F2 F1	22.6	3.85	J F2 F1	ug/Kg	☼	17	80 - 120	32	30	
Chloroform	ND	F1	22.6	11.7	F1	ug/Kg	☼	52	80 - 120	15	30	
cis-1,2-Dichloroethene	ND	F1	22.6	11.9	F1	ug/Kg	☼	53	80 - 123	15	30	
Dibromochloromethane	ND	F1	22.6	7.59	F1	ug/Kg	☼	34	69 - 125	21	30	
Ethylbenzene	ND	F1	22.6	3.61	J F1	ug/Kg	☼	16	78 - 120	30	30	
m&p-Xylene	ND	F2 F1	45.1	6.29	F2 F1	ug/Kg	☼	14	80 - 120	33	30	
Methylene Chloride	ND	F1	22.6	12.5	F1	ug/Kg	☼	55	76 - 122	13	30	
o-Xylene	ND	F2 F1	22.6	3.35	J F2 F1	ug/Kg	☼	15	75 - 120	33	30	
Styrene	ND	F2 F1	22.6	2.40	J F2 F1	ug/Kg	☼	11	76 - 120	41	30	
Tetrachloroethene	ND	F1	22.6	4.73	J F1	ug/Kg	☼	21	73 - 120	30	30	
Toluene	ND	F1	22.6	6.35	F1	ug/Kg	☼	28	80 - 120	23	30	
trans-1,2-Dichloroethene	ND	F1	22.6	11.7	F1	ug/Kg	☼	52	80 - 125	17	30	
Trichloroethene	ND	F1	22.6	8.25	F1	ug/Kg	☼	37	80 - 120	18	30	
Vinyl chloride	ND		22.6	17.7		ug/Kg	☼	78	52 - 120	8	30	
MSD MSD												
Surrogate	%Recovery	Qualifier	Limits									
4-Bromofluorobenzene (Surr)	97		50 - 131									
Dibromofluoromethane (Surr)	98		50 - 141									

QC Sample Results

Client: Integral Consulting Inc
 Project/Site: Solar Farm/Battery NY State

PDF Page 168 of 526
 Job ID: 410-139126-1

Method: 8260D - Volatile Organic Compounds by GC/MS (Continued)

Lab Sample ID: 410-139126-3 MSD

Matrix: Solid

Analysis Batch: 412435

Client Sample ID: SS-11 (0-0.25) MSD

Prep Type: Total/NA

Prep Batch: 410615

Surrogate	MSD %Recovery	MSD Qualifier	Limits
1,2-Dichloroethane-d4 (Surr)	111		54 - 135
Toluene-d8 (Surr)	99		52 - 141

Lab Sample ID: MB 410-410772/7

Matrix: Water

Analysis Batch: 410772

Client Sample ID: Method Blank

Prep Type: Total/NA

Analyte	MB Result	MB Qualifier	RL	MDL	Unit	D	Prepared	Analyzed	Dil Fac
1,1,1-Trichloroethane	ND		1.0	0.30	ug/L			08/21/23 21:35	1
1,1,2-Trichloroethane	ND		1.0	0.30	ug/L			08/21/23 21:35	1
1,1-Dichloroethene	ND		1.0	0.30	ug/L			08/21/23 21:35	1
1,2,4-Trichlorobenzene	ND		5.0	0.30	ug/L			08/21/23 21:35	1
1,2-Dichlorobenzene	ND		5.0	0.20	ug/L			08/21/23 21:35	1
1,2-Dichloroethane	ND		1.0	0.30	ug/L			08/21/23 21:35	1
1,2-Dichloropropane	ND		1.0	0.30	ug/L			08/21/23 21:35	1
1,4-Dichlorobenzene	ND		5.0	0.30	ug/L			08/21/23 21:35	1
Benzene	ND		1.0	0.30	ug/L			08/21/23 21:35	1
Bromodichloromethane	ND		1.0	0.20	ug/L			08/21/23 21:35	1
Bromoform	ND		4.0	1.0	ug/L			08/21/23 21:35	1
Carbon tetrachloride	ND		1.0	0.30	ug/L			08/21/23 21:35	1
Chlorobenzene	ND		1.0	0.30	ug/L			08/21/23 21:35	1
Chloroform	ND		1.0	0.30	ug/L			08/21/23 21:35	1
cis-1,2-Dichloroethene	ND		1.0	0.30	ug/L			08/21/23 21:35	1
Dibromochloromethane	ND		1.0	0.20	ug/L			08/21/23 21:35	1
Ethylbenzene	ND		1.0	0.40	ug/L			08/21/23 21:35	1
m&p-Xylene	ND		5.0	2.0	ug/L			08/21/23 21:35	1
Methylene Chloride	ND		1.0	0.30	ug/L			08/21/23 21:35	1
o-Xylene	ND		1.0	0.40	ug/L			08/21/23 21:35	1
Styrene	ND		5.0	0.30	ug/L			08/21/23 21:35	1
Tetrachloroethene	ND		1.0	0.30	ug/L			08/21/23 21:35	1
Toluene	ND		1.0	0.30	ug/L			08/21/23 21:35	1
trans-1,2-Dichloroethene	ND		2.0	0.70	ug/L			08/21/23 21:35	1
Trichloroethene	ND		1.0	0.30	ug/L			08/21/23 21:35	1
Vinyl chloride	ND		1.0	0.30	ug/L			08/21/23 21:35	1

Tentatively Identified Compound	MB Est. Result	MB Qualifier	Unit	D	RT	CAS No.	Prepared	Analyzed	Dil Fac
Tentatively Identified Compound	None		ug/L			N/A		08/21/23 21:35	1

Surrogate	MB %Recovery	MB Qualifier	Limits	Prepared	Analyzed	Dil Fac
4-Bromofluorobenzene (Surr)	97		80 - 120		08/21/23 21:35	1
Dibromofluoromethane (Surr)	103		80 - 120		08/21/23 21:35	1
1,2-Dichloroethane-d4 (Surr)	95		80 - 120		08/21/23 21:35	1
Toluene-d8 (Surr)	92		80 - 120		08/21/23 21:35	1

QC Sample Results

Client: Integral Consulting Inc
 Project/Site: Solar Farm/Battery NY State

PDF Page 169 of 526
 Job ID: 410-139126-1

Method: 8260D - Volatile Organic Compounds by GC/MS (Continued)

Lab Sample ID: LCS 410-410772/4

Matrix: Water

Analysis Batch: 410772

Client Sample ID: Lab Control Sample

Prep Type: Total/NA

Analyte	Spike Added	LCS Result	LCS Qualifier	Unit	D	%Rec	%Rec Limits
1,1,1-Trichloroethane	20.0	20.0		ug/L		100	67 - 126
1,1,2-Trichloroethane	20.0	17.4		ug/L		87	80 - 120
1,1-Dichloroethene	20.0	20.4		ug/L		102	80 - 131
1,2,4-Trichlorobenzene	20.0	19.0		ug/L		95	63 - 120
1,2-Dichlorobenzene	20.0	18.5		ug/L		93	80 - 120
1,2-Dichloroethane	20.0	20.4		ug/L		102	73 - 124
1,2-Dichloropropane	20.0	20.8		ug/L		104	80 - 120
1,4-Dichlorobenzene	20.0	19.5		ug/L		97	80 - 120
Benzene	20.0	21.5		ug/L		108	80 - 120
Bromodichloromethane	20.0	20.8		ug/L		104	71 - 120
Bromoform	20.0	19.1		ug/L		95	51 - 120
Carbon tetrachloride	20.0	20.8		ug/L		104	64 - 134
Chlorobenzene	20.0	19.1		ug/L		95	80 - 120
Chloroform	20.0	21.2		ug/L		106	80 - 120
cis-1,2-Dichloroethene	20.0	21.4		ug/L		107	80 - 125
Dibromochloromethane	20.0	18.2		ug/L		91	71 - 120
Ethylbenzene	20.0	18.9		ug/L		94	80 - 120
m&p-Xylene	40.0	37.3		ug/L		93	80 - 120
Methylene Chloride	20.0	20.8		ug/L		104	80 - 120
o-Xylene	20.0	18.7		ug/L		93	80 - 120
Styrene	20.0	18.3		ug/L		92	80 - 120
Tetrachloroethene	20.0	19.1		ug/L		96	80 - 120
Toluene	20.0	18.9		ug/L		94	80 - 120
trans-1,2-Dichloroethene	20.0	20.3		ug/L		102	80 - 126
Trichloroethene	20.0	20.2		ug/L		101	80 - 120
Vinyl chloride	20.0	16.8		ug/L		84	56 - 120

Surrogate	LCS %Recovery	LCS Qualifier	Limits
4-Bromofluorobenzene (Surr)	97		80 - 120
Dibromofluoromethane (Surr)	101		80 - 120
1,2-Dichloroethane-d4 (Surr)	95		80 - 120
Toluene-d8 (Surr)	92		80 - 120

Lab Sample ID: LCSD 410-410772/5

Matrix: Water

Analysis Batch: 410772

Client Sample ID: Lab Control Sample Dup

Prep Type: Total/NA

Analyte	Spike Added	LCSD Result	LCSD Qualifier	Unit	D	%Rec	%Rec Limits	RPD	RPD Limit
1,1,1-Trichloroethane	20.0	20.0		ug/L		100	67 - 126	0	30
1,1,2-Trichloroethane	20.0	18.0		ug/L		90	80 - 120	3	30
1,1-Dichloroethene	20.0	20.1		ug/L		101	80 - 131	1	30
1,2,4-Trichlorobenzene	20.0	19.2		ug/L		96	63 - 120	1	30
1,2-Dichlorobenzene	20.0	18.2		ug/L		91	80 - 120	2	30
1,2-Dichloroethane	20.0	20.2		ug/L		101	73 - 124	1	30
1,2-Dichloropropane	20.0	20.6		ug/L		103	80 - 120	1	30
1,4-Dichlorobenzene	20.0	19.4		ug/L		97	80 - 120	1	30
Benzene	20.0	21.5		ug/L		107	80 - 120	0	30
Bromodichloromethane	20.0	21.0		ug/L		105	71 - 120	1	30

Eurofins Lancaster Laboratories Environment Testing, LLC

QC Sample Results

Client: Integral Consulting Inc NYSERDA FOIL Response, January 30, 2024 (R000359-122823)

PDF Page 170 of 526 Job ID: 410-139126-1

Project/Site: Solar Farm/Battery NY State

Method: 8260D - Volatile Organic Compounds by GC/MS (Continued)

Lab Sample ID: LCSD 410-410772/5

Client Sample ID: Lab Control Sample Dup

Matrix: Water

Prep Type: Total/NA

Analysis Batch: 410772

Analyte	Spike	LCSD	LCSD	Unit	D	%Rec	%Rec	RPD	RPD
	Added	Result	Qualifier				Limits		Limit
Bromoform	20.0	19.4		ug/L		97	51 - 120	2	30
Carbon tetrachloride	20.0	21.1		ug/L		106	64 - 134	1	30
Chlorobenzene	20.0	18.7		ug/L		93	80 - 120	2	30
Chloroform	20.0	20.8		ug/L		104	80 - 120	2	30
cis-1,2-Dichloroethene	20.0	21.8		ug/L		109	80 - 125	2	30
Dibromochloromethane	20.0	18.6		ug/L		93	71 - 120	2	30
Ethylbenzene	20.0	18.9		ug/L		95	80 - 120	0	30
m&p-Xylene	40.0	36.9		ug/L		92	80 - 120	1	30
Methylene Chloride	20.0	20.5		ug/L		103	80 - 120	2	30
o-Xylene	20.0	18.5		ug/L		92	80 - 120	1	30
Styrene	20.0	18.4		ug/L		92	80 - 120	0	30
Tetrachloroethene	20.0	18.7		ug/L		94	80 - 120	2	30
Toluene	20.0	18.6		ug/L		93	80 - 120	2	30
trans-1,2-Dichloroethene	20.0	20.1		ug/L		100	80 - 126	1	30
Trichloroethene	20.0	20.3		ug/L		101	80 - 120	0	30
Vinyl chloride	20.0	17.6		ug/L		88	56 - 120	4	30

Surrogate	LCSD	LCSD	Limits
	%Recovery	Qualifier	
4-Bromofluorobenzene (Surr)	98		80 - 120
Dibromofluoromethane (Surr)	104		80 - 120
1,2-Dichloroethane-d4 (Surr)	95		80 - 120
Toluene-d8 (Surr)	92		80 - 120

Lab Sample ID: MB 410-412435/7

Client Sample ID: Method Blank

Matrix: Solid

Prep Type: Total/NA

Analysis Batch: 412435

Analyte	MB	MB	RL	MDL	Unit	D	Prepared	Analyzed	Dil Fac
	Result	Qualifier							
1,1,1-Trichloroethane	ND		5.0	0.60	ug/Kg		08/25/23 11:50		1
1,1,2-Trichloroethane	ND		5.0	0.50	ug/Kg		08/25/23 11:50		1
1,1-Dichloroethene	ND		5.0	0.50	ug/Kg		08/25/23 11:50		1
1,2,4-Trichlorobenzene	ND		10	5.0	ug/Kg		08/25/23 11:50		1
1,2-Dichlorobenzene	ND		5.0	0.70	ug/Kg		08/25/23 11:50		1
1,2-Dichloroethane	ND		5.0	0.60	ug/Kg		08/25/23 11:50		1
1,2-Dichloropropane	ND		5.0	0.50	ug/Kg		08/25/23 11:50		1
1,4-Dichlorobenzene	ND		5.0	0.70	ug/Kg		08/25/23 11:50		1
Benzene	ND		5.0	0.50	ug/Kg		08/25/23 11:50		1
Bromodichloromethane	ND		5.0	0.70	ug/Kg		08/25/23 11:50		1
Bromoform	ND		10	5.0	ug/Kg		08/25/23 11:50		1
Carbon tetrachloride	ND		5.0	0.70	ug/Kg		08/25/23 11:50		1
Chlorobenzene	ND		5.0	0.70	ug/Kg		08/25/23 11:50		1
Chloroform	ND		5.0	0.60	ug/Kg		08/25/23 11:50		1
cis-1,2-Dichloroethene	ND		5.0	0.50	ug/Kg		08/25/23 11:50		1
Dibromochloromethane	ND		5.0	0.50	ug/Kg		08/25/23 11:50		1
Ethylbenzene	ND		5.0	0.70	ug/Kg		08/25/23 11:50		1
m&p-Xylene	ND		5.0	2.0	ug/Kg		08/25/23 11:50		1
Methylene Chloride	ND		5.0	2.0	ug/Kg		08/25/23 11:50		1
o-Xylene	ND		5.0	0.70	ug/Kg		08/25/23 11:50		1

Eurofins Lancaster Laboratories Environment Testing, LLC

QC Sample Results

Client: Integral Consulting Inc
 Project/Site: Solar Farm/Battery NY State

PDF Page 171 of 526
 Job ID: 410-139126-1

Method: 8260D - Volatile Organic Compounds by GC/MS (Continued)

Lab Sample ID: MB 410-412435/7

Client Sample ID: Method Blank

Matrix: Solid

Prep Type: Total/NA

Analysis Batch: 412435

Analyte	MB	MB	RL	MDL	Unit	D	Prepared	Analyzed	Dil Fac
	Result	Qualifier							
Styrene	ND		5.0	0.70	ug/Kg			08/25/23 11:50	1
Tetrachloroethene	ND		5.0	0.70	ug/Kg			08/25/23 11:50	1
Toluene	ND		5.0	0.60	ug/Kg			08/25/23 11:50	1
trans-1,2-Dichloroethene	ND		5.0	0.50	ug/Kg			08/25/23 11:50	1
Trichloroethene	ND		5.0	0.50	ug/Kg			08/25/23 11:50	1
Vinyl chloride	ND		5.0	0.60	ug/Kg			08/25/23 11:50	1

Tentatively Identified Compound	MB	MB	Unit	D	RT	CAS No.	Prepared	Analyzed	Dil Fac
	Est. Result	Qualifier							
Isopropyl alcohol	41.3	J	ug/Kg		3.57	67-63-0		08/25/23 11:50	1
Unknown	6.73	T J	ug/Kg		5.76	N/A		08/25/23 11:50	1
Cyclotrisiloxane, hexamethyl-	17.5	T J N	ug/Kg		10.06	541-05-9		08/25/23 11:50	1

Surrogate	MB	MB	Limits	Prepared	Analyzed	Dil Fac
	%Recovery	Qualifier				
4-Bromofluorobenzene (Surr)	95		50 - 131		08/25/23 11:50	1
Dibromofluoromethane (Surr)	97		50 - 141		08/25/23 11:50	1
1,2-Dichloroethane-d4 (Surr)	103		54 - 135		08/25/23 11:50	1
Toluene-d8 (Surr)	98		52 - 141		08/25/23 11:50	1

Lab Sample ID: LCS 410-412435/4

Client Sample ID: Lab Control Sample

Matrix: Solid

Prep Type: Total/NA

Analysis Batch: 412435

Analyte	Spike Added	LCS Result	LCS Qualifier	Unit	D	%Rec	%Rec Limits
1,1,2-Trichloroethane	20.0	18.9		ug/Kg		95	80 - 120
1,1-Dichloroethene	20.0	18.9		ug/Kg		95	73 - 129
1,2,4-Trichlorobenzene	20.0	18.2		ug/Kg		91	56 - 130
1,2-Dichlorobenzene	20.0	18.5		ug/Kg		92	76 - 120
1,2-Dichloroethane	20.0	18.2		ug/Kg		91	71 - 128
1,2-Dichloropropane	20.0	19.2		ug/Kg		96	80 - 120
1,4-Dichlorobenzene	20.0	19.3		ug/Kg		97	80 - 120
Benzene	20.0	19.0		ug/Kg		95	80 - 120
Bromodichloromethane	20.0	17.9		ug/Kg		89	70 - 120
Bromoform	20.0	18.1		ug/Kg		91	51 - 127
Carbon tetrachloride	20.0	17.0		ug/Kg		85	64 - 134
Chlorobenzene	20.0	18.5		ug/Kg		93	80 - 120
Chloroform	20.0	18.0		ug/Kg		90	80 - 120
cis-1,2-Dichloroethene	20.0	18.9		ug/Kg		95	80 - 125
Dibromochloromethane	20.0	17.6		ug/Kg		88	69 - 125
Ethylbenzene	20.0	18.5		ug/Kg		92	78 - 120
m&p-Xylene	40.0	37.1		ug/Kg		93	80 - 120
Methylene Chloride	20.0	17.3		ug/Kg		86	76 - 122
o-Xylene	20.0	18.6		ug/Kg		93	75 - 120
Styrene	20.0	17.8		ug/Kg		89	76 - 120
Tetrachloroethene	20.0	17.5		ug/Kg		87	73 - 120
Toluene	20.0	18.8		ug/Kg		94	80 - 120
trans-1,2-Dichloroethene	20.0	18.0		ug/Kg		90	80 - 126
Trichloroethene	20.0	18.0		ug/Kg		90	80 - 120

QC Sample Results

Client: Integral Consulting Inc
 Project/Site: Solar Farm/Battery NY State

PDF Page 172 of 526
 Job ID: 410-139126-1

Method: 8260D - Volatile Organic Compounds by GC/MS (Continued)

Lab Sample ID: LCS 410-412435/4

Matrix: Solid

Analysis Batch: 412435

Client Sample ID: Lab Control Sample

Prep Type: Total/NA

Analyte	Spike Added	LCS Result	LCS Qualifier	Unit	D	%Rec	%Rec Limits
Vinyl chloride	20.0	17.7		ug/Kg		89	52 - 120

Surrogate	LCS %Recovery	LCS Qualifier	Limits
4-Bromofluorobenzene (Surr)	98		50 - 131
Dibromofluoromethane (Surr)	96		50 - 141
1,2-Dichloroethane-d4 (Surr)	100		54 - 135
Toluene-d8 (Surr)	100		52 - 141

Lab Sample ID: LCSD 410-412435/5

Matrix: Solid

Analysis Batch: 412435

Client Sample ID: Lab Control Sample Dup

Prep Type: Total/NA

Analyte	Spike Added	LCSD Result	LCSD Qualifier	Unit	D	%Rec	%Rec Limits	RPD	RPD Limit
1,1,1-Trichloroethane	20.0	17.2		ug/Kg		86	69 - 123	2	30
1,1,2-Trichloroethane	20.0	18.2		ug/Kg		91	80 - 120	4	30
1,1-Dichloroethane	20.0	18.6		ug/Kg		93	73 - 129	2	30
1,2,4-Trichlorobenzene	20.0	17.6		ug/Kg		88	56 - 130	3	30
1,2-Dichlorobenzene	20.0	18.0		ug/Kg		90	76 - 120	3	30
1,2-Dichloroethane	20.0	17.9		ug/Kg		89	71 - 128	2	30
1,2-Dichloropropane	20.0	19.0		ug/Kg		95	80 - 120	1	30
1,4-Dichlorobenzene	20.0	18.7		ug/Kg		94	80 - 120	3	30
Benzene	20.0	18.8		ug/Kg		94	80 - 120	1	30
Bromodichloromethane	20.0	17.3		ug/Kg		87	70 - 120	3	30
Bromoform	20.0	17.0		ug/Kg		85	51 - 127	7	30
Carbon tetrachloride	20.0	16.6		ug/Kg		83	64 - 134	2	30
Chlorobenzene	20.0	17.6		ug/Kg		88	80 - 120	5	30
Chloroform	20.0	17.8		ug/Kg		89	80 - 120	1	30
cis-1,2-Dichloroethane	20.0	18.5		ug/Kg		93	80 - 125	2	30
Dibromochloromethane	20.0	16.9		ug/Kg		84	69 - 125	4	30
Ethylbenzene	20.0	17.8		ug/Kg		89	78 - 120	4	30
m&p-Xylene	40.0	36.2		ug/Kg		90	80 - 120	3	30
Methylene Chloride	20.0	16.7		ug/Kg		83	76 - 122	3	30
o-Xylene	20.0	18.0		ug/Kg		90	75 - 120	3	30
Styrene	20.0	17.2		ug/Kg		86	76 - 120	3	30
Tetrachloroethene	20.0	17.1		ug/Kg		85	73 - 120	2	30
Toluene	20.0	17.9		ug/Kg		90	80 - 120	5	30
trans-1,2-Dichloroethene	20.0	17.5		ug/Kg		87	80 - 126	3	30
Trichloroethene	20.0	17.3		ug/Kg		86	80 - 120	4	30
Vinyl chloride	20.0	17.3		ug/Kg		87	52 - 120	3	30

Surrogate	LCSD %Recovery	LCSD Qualifier	Limits
4-Bromofluorobenzene (Surr)	97		50 - 131
Dibromofluoromethane (Surr)	97		50 - 141
1,2-Dichloroethane-d4 (Surr)	98		54 - 135
Toluene-d8 (Surr)	99		52 - 141

QC Sample Results

Client: Integral Consulting Inc NYSERDA FOIL Response, January 30, 2024 (R000359-122823)

PDF Page 173 of 526 Job ID: 410-139126-1

Project/Site: Solar Farm/Battery NY State

Method: 8270E - Semivolatile Organic Compounds (GC/MS)

Lab Sample ID: MB 410-409814/1-A

Matrix: Water

Analysis Batch: 410233

Client Sample ID: Method Blank

Prep Type: Total/NA

Prep Batch: 409814

Analyte	MB Result	MB Qualifier	RL	MDL	Unit	D	Prepared	Analyzed	Dil Fac
1,1'-Biphenyl	ND		2.0	0.50	ug/L		08/18/23 07:46	08/19/23 13:00	1
2,2'-oxybis[1-chloropropane]	ND		2.0	0.50	ug/L		08/18/23 07:46	08/19/23 13:00	1
2,4,5-Trichlorophenol	ND		2.0	0.50	ug/L		08/18/23 07:46	08/19/23 13:00	1
2,4,6-Trichlorophenol	ND		2.0	0.50	ug/L		08/18/23 07:46	08/19/23 13:00	1
2,4-Dichlorophenol	ND		2.0	0.50	ug/L		08/18/23 07:46	08/19/23 13:00	1
2,4-Dimethylphenol	ND		10	3.0	ug/L		08/18/23 07:46	08/19/23 13:00	1
2,4-Dinitrophenol	ND		30	14	ug/L		08/18/23 07:46	08/19/23 13:00	1
2,4-Dinitrotoluene	ND		5.0	1.0	ug/L		08/18/23 07:46	08/19/23 13:00	1
2,6-Dinitrotoluene	ND		2.0	0.50	ug/L		08/18/23 07:46	08/19/23 13:00	1
2-Chloronaphthalene	ND		1.0	0.40	ug/L		08/18/23 07:46	08/19/23 13:00	1
2-Chlorophenol	ND		2.0	0.50	ug/L		08/18/23 07:46	08/19/23 13:00	1
2-Methylnaphthalene	ND		0.50	0.10	ug/L		08/18/23 07:46	08/19/23 13:00	1
2-Methylphenol	ND		2.0	0.50	ug/L		08/18/23 07:46	08/19/23 13:00	1
2-Nitroaniline	ND		5.0	1.0	ug/L		08/18/23 07:46	08/19/23 13:00	1
2-Nitrophenol	ND		5.0	1.0	ug/L		08/18/23 07:46	08/19/23 13:00	1
3,3'-Dichlorobenzidine	ND		10	4.0	ug/L		08/18/23 07:46	08/19/23 13:00	1
3-Nitroaniline	ND		5.0	2.0	ug/L		08/18/23 07:46	08/19/23 13:00	1
4,6-Dinitro-2-methylphenol	ND		21	8.0	ug/L		08/18/23 07:46	08/19/23 13:00	1
4-Bromophenyl phenyl ether	ND		2.0	0.50	ug/L		08/18/23 07:46	08/19/23 13:00	1
4-Chloro-3-methylphenol	ND		5.0	1.0	ug/L		08/18/23 07:46	08/19/23 13:00	1
4-Chloroaniline	ND		10	4.0	ug/L		08/18/23 07:46	08/19/23 13:00	1
4-Chlorophenyl phenyl ether	ND		2.0	0.50	ug/L		08/18/23 07:46	08/19/23 13:00	1
4-Methylphenol	ND		2.0	0.50	ug/L		08/18/23 07:46	08/19/23 13:00	1
4-Nitroaniline	ND		3.0	0.90	ug/L		08/18/23 07:46	08/19/23 13:00	1
4-Nitrophenol	ND		30	10	ug/L		08/18/23 07:46	08/19/23 13:00	1
Acenaphthene	ND		0.50	0.10	ug/L		08/18/23 07:46	08/19/23 13:00	1
Acenaphthylene	ND		0.50	0.10	ug/L		08/18/23 07:46	08/19/23 13:00	1
Acetophenone	ND		5.0	1.0	ug/L		08/18/23 07:46	08/19/23 13:00	1
Anthracene	ND		0.50	0.10	ug/L		08/18/23 07:46	08/19/23 13:00	1
Atrazine	ND		5.0	1.0	ug/L		08/18/23 07:46	08/19/23 13:00	1
Benzaldehyde	ND		5.0	1.0	ug/L		08/18/23 07:46	08/19/23 13:00	1
Benzo[a]anthracene	ND		0.50	0.10	ug/L		08/18/23 07:46	08/19/23 13:00	1
Benzo[a]pyrene	ND		0.50	0.11	ug/L		08/18/23 07:46	08/19/23 13:00	1
Benzo[b]fluoranthene	ND		0.50	0.10	ug/L		08/18/23 07:46	08/19/23 13:00	1
Benzo[g,h,i]perylene	ND		0.50	0.10	ug/L		08/18/23 07:46	08/19/23 13:00	1
Benzo[k]fluoranthene	ND		0.50	0.10	ug/L		08/18/23 07:46	08/19/23 13:00	1
Butyl benzyl phthalate	ND		5.0	2.0	ug/L		08/18/23 07:46	08/19/23 13:00	1
Caprolactam	ND		7.0	3.0	ug/L		08/18/23 07:46	08/19/23 13:00	1
Carbazole	ND		2.0	0.50	ug/L		08/18/23 07:46	08/19/23 13:00	1
Chrysene	ND		0.50	0.10	ug/L		08/18/23 07:46	08/19/23 13:00	1
Di-n-butyl phthalate	ND		5.0	2.0	ug/L		08/18/23 07:46	08/19/23 13:00	1
Di-n-octyl phthalate	ND		11	5.0	ug/L		08/18/23 07:46	08/19/23 13:00	1
Dibenz(a,h)anthracene	ND		0.50	0.10	ug/L		08/18/23 07:46	08/19/23 13:00	1
Dibenzofuran	ND		2.0	0.50	ug/L		08/18/23 07:46	08/19/23 13:00	1
Diethyl phthalate	ND		5.0	2.0	ug/L		08/18/23 07:46	08/19/23 13:00	1
Dimethyl phthalate	ND		5.0	2.0	ug/L		08/18/23 07:46	08/19/23 13:00	1
Fluoranthene	ND		0.50	0.10	ug/L		08/18/23 07:46	08/19/23 13:00	1
Fluorene	ND		0.50	0.12	ug/L		08/18/23 07:46	08/19/23 13:00	1

Euofins Lancaster Laboratories Environment Testing, LLC

QC Sample Results

Client: Integral Consulting Inc NYSERDA FOIL Response, January 30, 2024 (R000359-122823)

PDF Page 174 of 526
Job ID: 410-139126-1

Project/Site: Solar Farm/Battery NY State

Method: 8270E - Semivolatile Organic Compounds (GC/MS) (Continued)

Lab Sample ID: MB 410-409814/1-A

Client Sample ID: Method Blank

Matrix: Water

Prep Type: Total/NA

Analysis Batch: 410233

Prep Batch: 409814

Analyte	MB	MB	RL	MDL	Unit	D	Prepared	Analyzed	Dil Fac
	Result	Qualifier							
Hexachlorobenzene	ND		0.50	0.11	ug/L		08/18/23 07:46	08/19/23 13:00	1
Hexachlorobutadiene	ND		2.0	0.50	ug/L		08/18/23 07:46	08/19/23 13:00	1
Hexachlorocyclopentadiene	ND		11	5.0	ug/L		08/18/23 07:46	08/19/23 13:00	1
Hexachloroethane	ND		5.0	0.50	ug/L		08/18/23 07:46	08/19/23 13:00	1
Indeno[1,2,3-cd]pyrene	ND		0.50	0.11	ug/L		08/18/23 07:46	08/19/23 13:00	1
Isophorone	ND		2.0	0.50	ug/L		08/18/23 07:46	08/19/23 13:00	1
N-Nitrosodi-n-propylamine	ND		2.0	0.50	ug/L		08/18/23 07:46	08/19/23 13:00	1
Bis(2-chloroethoxy)methane	ND		2.0	0.50	ug/L		08/18/23 07:46	08/19/23 13:00	1
N-Nitrosodiphenylamine	ND		2.0	0.50	ug/L		08/18/23 07:46	08/19/23 13:00	1
Bis(2-chloroethyl)ether	ND		2.0	0.50	ug/L		08/18/23 07:46	08/19/23 13:00	1
Naphthalene	ND		0.50	0.10	ug/L		08/18/23 07:46	08/19/23 13:00	1
Bis(2-ethylhexyl) phthalate	ND		5.0	2.0	ug/L		08/18/23 07:46	08/19/23 13:00	1
Nitrobenzene	ND		2.0	0.50	ug/L		08/18/23 07:46	08/19/23 13:00	1
Pentachlorophenol	ND		5.0	1.0	ug/L		08/18/23 07:46	08/19/23 13:00	1
Phenanthrene	ND		0.50	0.11	ug/L		08/18/23 07:46	08/19/23 13:00	1
Phenol	ND		2.0	0.50	ug/L		08/18/23 07:46	08/19/23 13:00	1
Pyrene	ND		0.50	0.10	ug/L		08/18/23 07:46	08/19/23 13:00	1

Tentatively Identified Compound	MB	MB	Unit	D	RT	CAS No.	Prepared	Analyzed	Dil Fac
	Est. Result	Qualifier							
Unknown	18.0	T J	ug/L		1.29	N/A	08/18/23 07:46	08/19/23 13:00	1
Butane, 2-chloro-2-methyl-	42.3	T J N	ug/L		1.42	594-36-5	08/18/23 07:46	08/19/23 13:00	1
Unknown	15.6	T J	ug/L		2.50	N/A	08/18/23 07:46	08/19/23 13:00	1
Unknown	12.0	T J	ug/L		2.76	N/A	08/18/23 07:46	08/19/23 13:00	1
Unknown	39.6	T J	ug/L		3.15	N/A	08/18/23 07:46	08/19/23 13:00	1
Unknown	9.24	T J	ug/L		3.27	N/A	08/18/23 07:46	08/19/23 13:00	1
Unknown	12.7	T J	ug/L		3.34	N/A	08/18/23 07:46	08/19/23 13:00	1
Unknown	140	T J	ug/L		3.47	N/A	08/18/23 07:46	08/19/23 13:00	1
Unknown	34.8	T J	ug/L		3.49	N/A	08/18/23 07:46	08/19/23 13:00	1
Unknown	4.79	T J	ug/L		3.56	N/A	08/18/23 07:46	08/19/23 13:00	1
Unknown	41.3	T J	ug/L		3.59	N/A	08/18/23 07:46	08/19/23 13:00	1
Unknown	10.9	T J	ug/L		3.69	N/A	08/18/23 07:46	08/19/23 13:00	1
Unknown	62.2	T J	ug/L		3.72	N/A	08/18/23 07:46	08/19/23 13:00	1
Unknown	70.0	T J	ug/L		3.74	N/A	08/18/23 07:46	08/19/23 13:00	1
Unknown	11.8	T J	ug/L		3.79	N/A	08/18/23 07:46	08/19/23 13:00	1

Surrogate	MB	MB	Limits	Prepared	Analyzed	Dil Fac
	%Recovery	Qualifier				
2-Fluorobiphenyl (Surr)	62		44 - 120	08/18/23 07:46	08/19/23 13:00	1
2-Fluorophenol (Surr)	53		10 - 120	08/18/23 07:46	08/19/23 13:00	1
Nitrobenzene-d5 (Surr)	83		31 - 120	08/18/23 07:46	08/19/23 13:00	1
2,4,6-Tribromophenol (Surr)	85		13 - 138	08/18/23 07:46	08/19/23 13:00	1
p-Terphenyl-d14 (Surr)	87		30 - 125	08/18/23 07:46	08/19/23 13:00	1
Phenol-d5 (Surr)	39		10 - 120	08/18/23 07:46	08/19/23 13:00	1

QC Sample Results

Client: Integral Consulting Inc
 Project/Site: Solar Farm/Battery NY State

PDF Page 175 of 526
 Job ID: 410-139126-1

Method: 8270E - Semivolatile Organic Compounds (GC/MS) (Continued)

Lab Sample ID: LCS 410-409814/2-A

Matrix: Water

Analysis Batch: 410233

Client Sample ID: Lab Control Sample

Prep Type: Total/NA

Prep Batch: 409814

Analyte	Spike Added	LCS Result	LCS Qualifier	Unit	D	%Rec	%Rec Limits
1,1'-Biphenyl	50.0	43.0		ug/L		86	55 - 120
2,2'-oxybis[1-chloropropane]	50.0	48.4		ug/L		97	43 - 121
2,4,5-Trichlorophenol	50.0	50.7		ug/L		101	60 - 136
2,4,6-Trichlorophenol	50.0	51.9		ug/L		104	63 - 133
2,4-Dichlorophenol	50.0	49.9		ug/L		100	60 - 127
2,4-Dimethylphenol	50.0	46.8		ug/L		94	62 - 120
2,4-Dinitrophenol	100	85.7		ug/L		86	36 - 147
2,4-Dinitrotoluene	50.0	50.8		ug/L		102	66 - 131
2,6-Dinitrotoluene	50.0	49.0		ug/L		98	66 - 129
2-Chloronaphthalene	50.0	48.2		ug/L		96	51 - 120
2-Chlorophenol	50.0	42.7		ug/L		85	57 - 120
2-Methylnaphthalene	50.0	42.3		ug/L		85	53 - 120
2-Methylphenol	50.0	45.5		ug/L		91	58 - 120
2-Nitroaniline	50.0	45.3		ug/L		91	63 - 134
2-Nitrophenol	50.0	46.1		ug/L		92	57 - 127
3,3'-Dichlorobenzidine	100	83.3		ug/L		83	31 - 120
3-Nitroaniline	50.0	50.4		ug/L		101	44 - 125
4,6-Dinitro-2-methylphenol	100	118		ug/L		118	54 - 148
4-Bromophenyl phenyl ether	50.0	50.0		ug/L		100	66 - 120
4-Chloro-3-methylphenol	50.0	49.6		ug/L		99	57 - 129
4-Chloroaniline	50.0	40.4		ug/L		81	33 - 120
4-Chlorophenyl phenyl ether	50.0	46.0		ug/L		92	59 - 120
4-Methylphenol	50.0	39.0		ug/L		78	49 - 120
4-Nitroaniline	50.0	50.2		ug/L		100	55 - 126
4-Nitrophenol	100	65.8		ug/L		66	17 - 120
Acenaphthene	50.0	42.6		ug/L		85	59 - 120
Acenaphthylene	50.0	46.1		ug/L		92	61 - 121
Acetophenone	50.0	47.2		ug/L		94	60 - 120
Anthracene	50.0	53.0		ug/L		106	67 - 123
Atrazine	50.0	51.4		ug/L		103	53 - 126
Benzaldehyde	50.0	55.2		ug/L		110	36 - 120
Benzo[a]anthracene	50.0	49.4		ug/L		99	66 - 133
Benzo[a]pyrene	50.0	51.5		ug/L		103	64 - 131
Benzo[b]fluoranthene	50.0	46.1		ug/L		92	64 - 124
Benzo[g,h,i]perylene	50.0	52.8		ug/L		106	60 - 136
Benzo[k]fluoranthene	50.0	49.1		ug/L		98	67 - 132
Butyl benzyl phthalate	50.0	44.7		ug/L		89	30 - 128
Caprolactam	50.0	15.5		ug/L		31	12 - 120
Carbazole	50.0	52.9		ug/L		106	65 - 135
Chrysene	50.0	53.0		ug/L		106	70 - 128
Di-n-butyl phthalate	50.0	49.6		ug/L		99	58 - 132
Di-n-octyl phthalate	50.0	42.3		ug/L		85	52 - 146
Dibenz(a,h)anthracene	50.0	49.5		ug/L		99	59 - 135
Dibenzofuran	50.0	44.3		ug/L		89	63 - 120
Diethyl phthalate	50.0	46.5		ug/L		93	46 - 123
Dimethyl phthalate	50.0	46.4		ug/L		93	10 - 135
Fluoranthene	50.0	53.7		ug/L		107	70 - 128
Fluorene	50.0	47.1		ug/L		94	66 - 120

QC Sample Results

Client: Integral Consulting Inc NYSERDA FOIL Response, January 30, 2024 (R000359-122823)

PDF Page 176 of 526 Job ID: 410-139126-1

Project/Site: Solar Farm/Battery NY State

Method: 8270E - Semivolatile Organic Compounds (GC/MS) (Continued)

Lab Sample ID: LCS 410-409814/2-A

Matrix: Water

Analysis Batch: 410233

Client Sample ID: Lab Control Sample

Prep Type: Total/NA

Prep Batch: 409814

Analyte	Spike	LCS	LCS	Unit	D	%Rec	%Rec
	Added	Result	Qualifier				
Hexachlorobenzene	50.0	51.1		ug/L		102	61 - 126
Hexachlorobutadiene	50.0	38.1		ug/L		76	10 - 120
Hexachlorocyclopentadiene	50.0	12.4		ug/L		25	10 - 120
Hexachloroethane	50.0	39.7		ug/L		79	16 - 120
Indeno[1,2,3-cd]pyrene	50.0	56.3		ug/L		113	55 - 134
Isophorone	50.0	50.8		ug/L		102	63 - 124
N-Nitrosodi-n-propylamine	50.0	46.2		ug/L		92	57 - 120
Bis(2-chloroethoxy)methane	50.0	50.0		ug/L		100	61 - 123
N-Nitrosodiphenylamine	42.5	42.8		ug/L		101	64 - 130
Bis(2-chloroethyl)ether	50.0	49.2		ug/L		98	62 - 120
Naphthalene	50.0	44.5		ug/L		89	55 - 120
Bis(2-ethylhexyl) phthalate	50.0	46.2		ug/L		92	60 - 133
Nitrobenzene	50.0	50.5		ug/L		101	59 - 120
Pentachlorophenol	100	134		ug/L		134	51 - 138
Phenanthrene	50.0	50.0		ug/L		100	66 - 120
Phenol	50.0	28.7		ug/L		57	22 - 120
Pyrene	50.0	47.4		ug/L		95	67 - 126

Surrogate	LCS	LCS	Limits
	%Recovery	Qualifier	
2-Fluorobiphenyl (Surr)	60		44 - 120
2-Fluorophenol (Surr)	52		10 - 120
Nitrobenzene-d5 (Surr)	71		31 - 120
2,4,6-Tribromophenol (Surr)	78		13 - 138
p-Terphenyl-d14 (Surr)	79		30 - 125
Phenol-d5 (Surr)	43		10 - 120

Lab Sample ID: MB 410-410100/1-A

Matrix: Solid

Analysis Batch: 410256

Client Sample ID: Method Blank

Prep Type: Total/NA

Prep Batch: 410100

Analyte	MB	MB	RL	MDL	Unit	D	Prepared	Analyzed	Dil Fac
	Result	Qualifier							
1,1'-Biphenyl	ND		37	17	ug/Kg		08/18/23 16:30	08/19/23 15:01	1
2,2'-oxybis[1-chloropropane]	ND		43	20	ug/Kg		08/18/23 16:30	08/19/23 15:01	1
2,4,5-Trichlorophenol	ND		37	17	ug/Kg		08/18/23 16:30	08/19/23 15:01	1
2,4,6-Trichlorophenol	ND		37	17	ug/Kg		08/18/23 16:30	08/19/23 15:01	1
2,4-Dichlorophenol	ND		43	20	ug/Kg		08/18/23 16:30	08/19/23 15:01	1
2,4-Dimethylphenol	ND		37	17	ug/Kg		08/18/23 16:30	08/19/23 15:01	1
2,4-Dinitrophenol	ND		1000	170	ug/Kg		08/18/23 16:30	08/19/23 15:01	1
2,4-Dinitrotoluene	ND		170	33	ug/Kg		08/18/23 16:30	08/19/23 15:01	1
2,6-Dinitrotoluene	ND		37	17	ug/Kg		08/18/23 16:30	08/19/23 15:01	1
2-Chloronaphthalene	ND		33	13	ug/Kg		08/18/23 16:30	08/19/23 15:01	1
2-Chlorophenol	ND		37	17	ug/Kg		08/18/23 16:30	08/19/23 15:01	1
2-Methylnaphthalene	ND		17	5.0	ug/Kg		08/18/23 16:30	08/19/23 15:01	1
2-Methylphenol	ND		50	20	ug/Kg		08/18/23 16:30	08/19/23 15:01	1
2-Nitroaniline	ND		50	17	ug/Kg		08/18/23 16:30	08/19/23 15:01	1
2-Nitrophenol	ND		50	20	ug/Kg		08/18/23 16:30	08/19/23 15:01	1
3,3'-Dichlorobenzidine	ND		170	33	ug/Kg		08/18/23 16:30	08/19/23 15:01	1
3-Nitroaniline	ND		170	33	ug/Kg		08/18/23 16:30	08/19/23 15:01	1

Eurofins Lancaster Laboratories Environment Testing, LLC

QC Sample Results

Client: Integral Consulting Inc
 Project/Site: Solar Farm/Battery NY State

PDF Page 177 of 526
 Job ID: 410-139126-1

Method: 8270E - Semivolatile Organic Compounds (GC/MS) (Continued)

Lab Sample ID: MB 410-410100/1-A

Matrix: Solid

Analysis Batch: 410256

Client Sample ID: Method Blank

Prep Type: Total/NA

Prep Batch: 410100

Analyte	MB	MB	RL	MDL	Unit	D	Prepared	Analyzed	Dil Fac
	Result	Qualifier							
4,6-Dinitro-2-methylphenol	ND		500	170	ug/Kg		08/18/23 16:30	08/19/23 15:01	1
4-Bromophenyl phenyl ether	ND		37	17	ug/Kg		08/18/23 16:30	08/19/23 15:01	1
4-Chloro-3-methylphenol	ND		50	20	ug/Kg		08/18/23 16:30	08/19/23 15:01	1
4-Chloroaniline	ND		170	33	ug/Kg		08/18/23 16:30	08/19/23 15:01	1
4-Chlorophenyl phenyl ether	ND		37	17	ug/Kg		08/18/23 16:30	08/19/23 15:01	1
4-Methylphenol	ND		50	17	ug/Kg		08/18/23 16:30	08/19/23 15:01	1
4-Nitroaniline	ND		170	33	ug/Kg		08/18/23 16:30	08/19/23 15:01	1
4-Nitrophenol	ND		500	170	ug/Kg		08/18/23 16:30	08/19/23 15:01	1
Acenaphthene	ND		17	3.3	ug/Kg		08/18/23 16:30	08/19/23 15:01	1
Acenaphthylene	ND		17	4.0	ug/Kg		08/18/23 16:30	08/19/23 15:01	1
Acetophenone	ND		50	17	ug/Kg		08/18/23 16:30	08/19/23 15:01	1
Anthracene	ND		17	3.3	ug/Kg		08/18/23 16:30	08/19/23 15:01	1
Atrazine	ND		170	67	ug/Kg		08/18/23 16:30	08/19/23 15:01	1
Benzaldehyde	ND		170	33	ug/Kg		08/18/23 16:30	08/19/23 15:01	1
Benzo[a]anthracene	ND		17	3.3	ug/Kg		08/18/23 16:30	08/19/23 15:01	1
Benzo[a]pyrene	ND		17	3.3	ug/Kg		08/18/23 16:30	08/19/23 15:01	1
Benzo[b]fluoranthene	ND		17	3.3	ug/Kg		08/18/23 16:30	08/19/23 15:01	1
Benzo[g,h,i]perylene	ND		17	3.3	ug/Kg		08/18/23 16:30	08/19/23 15:01	1
Benzo[k]fluoranthene	ND		17	3.3	ug/Kg		08/18/23 16:30	08/19/23 15:01	1
Butyl benzyl phthalate	ND		170	67	ug/Kg		08/18/23 16:30	08/19/23 15:01	1
Caprolactam	ND		170	33	ug/Kg		08/18/23 16:30	08/19/23 15:01	1
Carbazole	ND		37	17	ug/Kg		08/18/23 16:30	08/19/23 15:01	1
Chrysene	ND		17	3.3	ug/Kg		08/18/23 16:30	08/19/23 15:01	1
Di-n-butyl phthalate	ND		170	67	ug/Kg		08/18/23 16:30	08/19/23 15:01	1
Di-n-octyl phthalate	ND		170	67	ug/Kg		08/18/23 16:30	08/19/23 15:01	1
Dibenz(a,h)anthracene	ND		17	6.7	ug/Kg		08/18/23 16:30	08/19/23 15:01	1
Dibenzofuran	ND		37	17	ug/Kg		08/18/23 16:30	08/19/23 15:01	1
Diethyl phthalate	ND		170	67	ug/Kg		08/18/23 16:30	08/19/23 15:01	1
Dimethyl phthalate	ND		170	67	ug/Kg		08/18/23 16:30	08/19/23 15:01	1
Fluoranthene	ND		17	3.3	ug/Kg		08/18/23 16:30	08/19/23 15:01	1
Fluorene	ND		17	3.3	ug/Kg		08/18/23 16:30	08/19/23 15:01	1
Hexachlorobenzene	ND		17	6.7	ug/Kg		08/18/23 16:30	08/19/23 15:01	1
Hexachlorobutadiene	ND		50	20	ug/Kg		08/18/23 16:30	08/19/23 15:01	1
Hexachlorocyclopentadiene	ND		500	170	ug/Kg		08/18/23 16:30	08/19/23 15:01	1
Hexachloroethane	ND		170	33	ug/Kg		08/18/23 16:30	08/19/23 15:01	1
Indeno[1,2,3-cd]pyrene	ND		17	4.0	ug/Kg		08/18/23 16:30	08/19/23 15:01	1
Isophorone	ND		67	17	ug/Kg		08/18/23 16:30	08/19/23 15:01	1
N-Nitrosodi-n-propylamine	ND		67	33	ug/Kg		08/18/23 16:30	08/19/23 15:01	1
Bis(2-chloroethoxy)methane	ND		37	17	ug/Kg		08/18/23 16:30	08/19/23 15:01	1
N-Nitrosodiphenylamine	ND		37	17	ug/Kg		08/18/23 16:30	08/19/23 15:01	1
Bis(2-chloroethyl)ether	ND		37	17	ug/Kg		08/18/23 16:30	08/19/23 15:01	1
Naphthalene	ND		17	6.7	ug/Kg		08/18/23 16:30	08/19/23 15:01	1
Bis(2-ethylhexyl) phthalate	ND		170	67	ug/Kg		08/18/23 16:30	08/19/23 15:01	1
Nitrobenzene	ND		37	17	ug/Kg		08/18/23 16:30	08/19/23 15:01	1
Pentachlorophenol	ND		170	67	ug/Kg		08/18/23 16:30	08/19/23 15:01	1
Phenanthrene	ND		17	4.0	ug/Kg		08/18/23 16:30	08/19/23 15:01	1
Phenol	ND		37	17	ug/Kg		08/18/23 16:30	08/19/23 15:01	1
Pyrene	ND		17	3.3	ug/Kg		08/18/23 16:30	08/19/23 15:01	1

QC Sample Results

Client: Integral Consulting Inc
 Project/Site: Solar Farm/Battery NY State

PDF Page 178 of 526
 Job ID: 410-139126-1

Method: 8270E - Semivolatile Organic Compounds (GC/MS) (Continued)

Lab Sample ID: MB 410-410100/1-A

Client Sample ID: Method Blank

Matrix: Solid

Prep Type: Total/NA

Analysis Batch: 410256

Prep Batch: 410100

Tentatively Identified Compound	MB MB		Unit	D	RT	CAS No.	Prepared	Analyzed	Dil Fac
	Est. Result	Qualifier							
Unknown	562	T J	ug/Kg		3.09	N/A	08/18/23 16:30	08/19/23 15:01	1
Unknown	166	T J	ug/Kg		3.59	N/A	08/18/23 16:30	08/19/23 15:01	1
Unknown	717	T J	ug/Kg		3.96	N/A	08/18/23 16:30	08/19/23 15:01	1
Unknown	210	T J	ug/Kg		4.08	N/A	08/18/23 16:30	08/19/23 15:01	1
Unknown	610	T J	ug/Kg		4.26	N/A	08/18/23 16:30	08/19/23 15:01	1

Surrogate	MB MB		Limits	Prepared	Analyzed	Dil Fac
	%Recovery	Qualifier				
2-Fluorobiphenyl (Surr)	80		37 - 120	08/18/23 16:30	08/19/23 15:01	1
2-Fluorophenol (Surr)	62		22 - 120	08/18/23 16:30	08/19/23 15:01	1
Nitrobenzene-d5 (Surr)	78		26 - 120	08/18/23 16:30	08/19/23 15:01	1
2,4,6-Tribromophenol (Surr)	91		10 - 138	08/18/23 16:30	08/19/23 15:01	1
p-Terphenyl-d14 (Surr)	99		40 - 133	08/18/23 16:30	08/19/23 15:01	1
Phenol-d5 (Surr)	64		27 - 120	08/18/23 16:30	08/19/23 15:01	1

Lab Sample ID: LCS 410-410100/2-A

Client Sample ID: Lab Control Sample

Matrix: Solid

Prep Type: Total/NA

Analysis Batch: 410256

Prep Batch: 410100

Analyte	Spike Added	LCS Result	LCS Qualifier	Unit	D	%Rec	%Rec Limits
2,2'-oxybis[1-chloropropane]	1670	1320		ug/Kg		79	22 - 125
2,4,5-Trichlorophenol	1670	1710		ug/Kg		103	63 - 120
2,4,6-Trichlorophenol	1670	1730		ug/Kg		104	58 - 124
2,4-Dichlorophenol	1670	1530		ug/Kg		92	64 - 120
2,4-Dimethylphenol	1670	1340		ug/Kg		81	63 - 120
2,4-Dinitrophenol	3330	3020		ug/Kg		91	36 - 130
2,4-Dinitrotoluene	1670	1660		ug/Kg		99	65 - 120
2,6-Dinitrotoluene	1670	1630		ug/Kg		98	67 - 120
2-Chloronaphthalene	1670	1490		ug/Kg		90	63 - 120
2-Chlorophenol	1670	1260		ug/Kg		76	61 - 120
2-Methylnaphthalene	1670	1380		ug/Kg		83	61 - 120
2-Methylphenol	1670	1230		ug/Kg		74	59 - 120
2-Nitroaniline	1670	1640		ug/Kg		99	67 - 120
2-Nitrophenol	1670	1440		ug/Kg		86	60 - 120
3,3'-Dichlorobenzidine	3330	1670		ug/Kg		50	23 - 120
3-Nitroaniline	1670	1180		ug/Kg		71	34 - 120
4,6-Dinitro-2-methylphenol	3330	3300		ug/Kg		99	55 - 131
4-Bromophenyl phenyl ether	1670	1810		ug/Kg		108	66 - 120
4-Chloro-3-methylphenol	1670	1520		ug/Kg		91	59 - 120
4-Chloroaniline	1670	895		ug/Kg		54	17 - 120
4-Chlorophenyl phenyl ether	1670	1630		ug/Kg		98	65 - 120
4-Methylphenol	1670	1270		ug/Kg		76	59 - 120
4-Nitroaniline	1670	1430		ug/Kg		86	60 - 120
4-Nitrophenol	3330	3140		ug/Kg		94	41 - 130
Acenaphthene	1670	1400		ug/Kg		84	65 - 120
Acenaphthylene	1670	1520		ug/Kg		91	66 - 120
Acetophenone	1670	1210		ug/Kg		72	56 - 120
Anthracene	1670	1510		ug/Kg		91	69 - 120

Eurofins Lancaster Laboratories Environment Testing, LLC

QC Sample Results

Client: Integral Consulting Inc NYSERDA FOIL Response, January 30, 2024 (R000359-122823)

PDF Page 179 of 526
Job ID: 410-139126-1

Project/Site: Solar Farm/Battery NY State

Method: 8270E - Semivolatile Organic Compounds (GC/MS) (Continued)

Lab Sample ID: LCS 410-410100/2-A

Matrix: Solid

Analysis Batch: 410256

Client Sample ID: Lab Control Sample

Prep Type: Total/NA

Prep Batch: 410100

Analyte	Spike Added	LCS Result	LCS Qualifier	Unit	D	%Rec	%Rec Limits
Atrazine	1670	1840		ug/Kg		110	59 - 140
Benzaldehyde	1670	1180		ug/Kg		71	35 - 120
Benzo[a]anthracene	1670	1580		ug/Kg		95	68 - 120
Benzo[a]pyrene	1670	1640		ug/Kg		99	71 - 120
Benzo[b]fluoranthene	1670	1500		ug/Kg		90	66 - 120
Benzo[g,h,i]perylene	1670	1560		ug/Kg		94	69 - 120
Benzo[k]fluoranthene	1670	1460		ug/Kg		88	68 - 120
Butyl benzyl phthalate	1670	1600		ug/Kg		96	64 - 120
Caprolactam	1670	1590		ug/Kg		95	50 - 120
Carbazole	1670	1520		ug/Kg		91	69 - 120
Chrysene	1670	1690		ug/Kg		101	67 - 120
Di-n-butyl phthalate	1670	1720		ug/Kg		103	67 - 128
Di-n-octyl phthalate	1670	1710		ug/Kg		103	64 - 128
Dibenz(a,h)anthracene	1670	1560		ug/Kg		93	70 - 123
Dibenzofuran	1670	1450		ug/Kg		87	66 - 120
Diethyl phthalate	1670	1460		ug/Kg		88	66 - 120
Dimethyl phthalate	1670	1580		ug/Kg		95	65 - 120
Fluoranthene	1670	1710		ug/Kg		102	67 - 120
Fluorene	1670	1440		ug/Kg		87	67 - 120
Hexachlorobenzene	1670	1610		ug/Kg		97	64 - 120
Hexachlorobutadiene	1670	1600		ug/Kg		96	52 - 120
Hexachlorocyclopentadiene	1670	1680		ug/Kg		101	32 - 123
Hexachloroethane	1670	1110		ug/Kg		67	54 - 120
Indeno[1,2,3-cd]pyrene	1670	1650		ug/Kg		99	67 - 122
Isophorone	1670	1480		ug/Kg		89	58 - 120
N-Nitrosodi-n-propylamine	1670	1320		ug/Kg		79	51 - 120
Bis(2-chloroethoxy)methane	1670	1380		ug/Kg		83	53 - 120
N-Nitrosodiphenylamine	1420	1300		ug/Kg		92	70 - 120
Bis(2-chloroethyl)ether	1670	1240		ug/Kg		74	52 - 120
Naphthalene	1670	1300		ug/Kg		78	62 - 120
Bis(2-ethylhexyl) phthalate	1670	1650		ug/Kg		99	65 - 122
Nitrobenzene	1670	1360		ug/Kg		82	50 - 120
Pentachlorophenol	3330	3400		ug/Kg		102	41 - 124
Phenanthrene	1670	1470		ug/Kg		88	69 - 120
Phenol	1670	1220		ug/Kg		73	54 - 120
Pyrene	1670	1470		ug/Kg		88	69 - 120

Surrogate	LCS LCS		Limits
	%Recovery	Qualifier	
2-Fluorobiphenyl (Surr)	77		37 - 120
2-Fluorophenol (Surr)	63		22 - 120
Nitrobenzene-d5 (Surr)	75		26 - 120
2,4,6-Tribromophenol (Surr)	91		10 - 138
p-Terphenyl-d14 (Surr)	94		40 - 133
Phenol-d5 (Surr)	64		27 - 120

QC Sample Results

Client: Integral Consulting Inc NYSERDA FOIL Response, January 30, 2024 (R000359-122823)

PDF Page 180 of 526 Job ID: 410-139126-1

Project/Site: Solar Farm/Battery NY State

Method: 8270E - Semivolatile Organic Compounds (GC/MS) (Continued)

Lab Sample ID: MB 410-411241/1-A

Matrix: Solid

Analysis Batch: 411483

Client Sample ID: Method Blank

Prep Type: Total/NA

Prep Batch: 411241

Analyte	MB Result	MB Qualifier	RL	MDL	Unit	D	Prepared	Analyzed	Dil Fac
1,1'-Biphenyl	ND		37	17	ug/Kg		08/22/23 16:49	08/23/23 11:56	1
2,2'-oxybis[1-chloropropane]	ND		43	20	ug/Kg		08/22/23 16:49	08/23/23 11:56	1
2,4,5-Trichlorophenol	ND		37	17	ug/Kg		08/22/23 16:49	08/23/23 11:56	1
2,4,6-Trichlorophenol	ND		37	17	ug/Kg		08/22/23 16:49	08/23/23 11:56	1
2,4-Dichlorophenol	ND		43	20	ug/Kg		08/22/23 16:49	08/23/23 11:56	1
2,4-Dimethylphenol	ND		37	17	ug/Kg		08/22/23 16:49	08/23/23 11:56	1
2,4-Dinitrophenol	ND		1000	170	ug/Kg		08/22/23 16:49	08/23/23 11:56	1
2,4-Dinitrotoluene	ND		170	33	ug/Kg		08/22/23 16:49	08/23/23 11:56	1
2,6-Dinitrotoluene	ND		37	17	ug/Kg		08/22/23 16:49	08/23/23 11:56	1
2-Chloronaphthalene	ND		33	13	ug/Kg		08/22/23 16:49	08/23/23 11:56	1
2-Chlorophenol	ND		37	17	ug/Kg		08/22/23 16:49	08/23/23 11:56	1
2-Methylnaphthalene	ND		17	5.0	ug/Kg		08/22/23 16:49	08/23/23 11:56	1
2-Methylphenol	ND		50	20	ug/Kg		08/22/23 16:49	08/23/23 11:56	1
2-Nitroaniline	ND		50	17	ug/Kg		08/22/23 16:49	08/23/23 11:56	1
2-Nitrophenol	ND		50	20	ug/Kg		08/22/23 16:49	08/23/23 11:56	1
3,3'-Dichlorobenzidine	ND		170	33	ug/Kg		08/22/23 16:49	08/23/23 11:56	1
3-Nitroaniline	ND		170	33	ug/Kg		08/22/23 16:49	08/23/23 11:56	1
4,6-Dinitro-2-methylphenol	ND		500	170	ug/Kg		08/22/23 16:49	08/23/23 11:56	1
4-Bromophenyl phenyl ether	ND		37	17	ug/Kg		08/22/23 16:49	08/23/23 11:56	1
4-Chloro-3-methylphenol	ND		50	20	ug/Kg		08/22/23 16:49	08/23/23 11:56	1
4-Chloroaniline	ND		170	33	ug/Kg		08/22/23 16:49	08/23/23 11:56	1
4-Chlorophenyl phenyl ether	ND		37	17	ug/Kg		08/22/23 16:49	08/23/23 11:56	1
4-Methylphenol	ND		50	17	ug/Kg		08/22/23 16:49	08/23/23 11:56	1
4-Nitroaniline	ND		170	33	ug/Kg		08/22/23 16:49	08/23/23 11:56	1
4-Nitrophenol	ND		500	170	ug/Kg		08/22/23 16:49	08/23/23 11:56	1
Acenaphthene	ND		17	3.3	ug/Kg		08/22/23 16:49	08/23/23 11:56	1
Acenaphthylene	ND		17	4.0	ug/Kg		08/22/23 16:49	08/23/23 11:56	1
Acetophenone	ND		50	17	ug/Kg		08/22/23 16:49	08/23/23 11:56	1
Anthracene	ND		17	3.3	ug/Kg		08/22/23 16:49	08/23/23 11:56	1
Atrazine	ND		170	67	ug/Kg		08/22/23 16:49	08/23/23 11:56	1
Benzaldehyde	ND		170	33	ug/Kg		08/22/23 16:49	08/23/23 11:56	1
Benzo[a]anthracene	ND		17	3.3	ug/Kg		08/22/23 16:49	08/23/23 11:56	1
Benzo[a]pyrene	ND		17	3.3	ug/Kg		08/22/23 16:49	08/23/23 11:56	1
Benzo[b]fluoranthene	ND		17	3.3	ug/Kg		08/22/23 16:49	08/23/23 11:56	1
Benzo[g,h,i]perylene	ND		17	3.3	ug/Kg		08/22/23 16:49	08/23/23 11:56	1
Benzo[k]fluoranthene	ND		17	3.3	ug/Kg		08/22/23 16:49	08/23/23 11:56	1
Butyl benzyl phthalate	ND		170	67	ug/Kg		08/22/23 16:49	08/23/23 11:56	1
Caprolactam	ND		170	33	ug/Kg		08/22/23 16:49	08/23/23 11:56	1
Carbazole	ND		37	17	ug/Kg		08/22/23 16:49	08/23/23 11:56	1
Chrysene	ND		17	3.3	ug/Kg		08/22/23 16:49	08/23/23 11:56	1
Di-n-butyl phthalate	ND		170	67	ug/Kg		08/22/23 16:49	08/23/23 11:56	1
Di-n-octyl phthalate	ND		170	67	ug/Kg		08/22/23 16:49	08/23/23 11:56	1
Dibenz(a,h)anthracene	ND		17	6.7	ug/Kg		08/22/23 16:49	08/23/23 11:56	1
Dibenzofuran	ND		37	17	ug/Kg		08/22/23 16:49	08/23/23 11:56	1
Diethyl phthalate	ND		170	67	ug/Kg		08/22/23 16:49	08/23/23 11:56	1
Dimethyl phthalate	ND		170	67	ug/Kg		08/22/23 16:49	08/23/23 11:56	1
Fluoranthene	ND		17	3.3	ug/Kg		08/22/23 16:49	08/23/23 11:56	1
Fluorene	ND		17	3.3	ug/Kg		08/22/23 16:49	08/23/23 11:56	1

QC Sample Results

Client: Integral Consulting Inc NYSERDA FOIL Response, January 30, 2024 (R000359-122823)

PDF Page 181 of 526 Job ID: 410-139126-1

Project/Site: Solar Farm/Battery NY State

Method: 8270E - Semivolatile Organic Compounds (GC/MS) (Continued)

Lab Sample ID: MB 410-411241/1-A

Client Sample ID: Method Blank

Matrix: Solid

Prep Type: Total/NA

Analysis Batch: 411483

Prep Batch: 411241

Analyte	MB	MB	RL	MDL	Unit	D	Prepared	Analyzed	Dil Fac
	Result	Qualifier							
Hexachlorobenzene	ND		17	6.7	ug/Kg		08/22/23 16:49	08/23/23 11:56	1
Hexachlorobutadiene	ND		50	20	ug/Kg		08/22/23 16:49	08/23/23 11:56	1
Hexachlorocyclopentadiene	ND		500	170	ug/Kg		08/22/23 16:49	08/23/23 11:56	1
Hexachloroethane	ND		170	33	ug/Kg		08/22/23 16:49	08/23/23 11:56	1
Indeno[1,2,3-cd]pyrene	ND		17	4.0	ug/Kg		08/22/23 16:49	08/23/23 11:56	1
Isophorone	ND		67	17	ug/Kg		08/22/23 16:49	08/23/23 11:56	1
N-Nitrosodi-n-propylamine	ND		67	33	ug/Kg		08/22/23 16:49	08/23/23 11:56	1
Bis(2-chloroethoxy)methane	ND		37	17	ug/Kg		08/22/23 16:49	08/23/23 11:56	1
N-Nitrosodiphenylamine	ND		37	17	ug/Kg		08/22/23 16:49	08/23/23 11:56	1
Bis(2-chloroethyl)ether	ND		37	17	ug/Kg		08/22/23 16:49	08/23/23 11:56	1
Naphthalene	ND		17	6.7	ug/Kg		08/22/23 16:49	08/23/23 11:56	1
Bis(2-ethylhexyl) phthalate	ND		170	67	ug/Kg		08/22/23 16:49	08/23/23 11:56	1
Nitrobenzene	ND		37	17	ug/Kg		08/22/23 16:49	08/23/23 11:56	1
Pentachlorophenol	ND		170	67	ug/Kg		08/22/23 16:49	08/23/23 11:56	1
Phenanthrene	ND		17	4.0	ug/Kg		08/22/23 16:49	08/23/23 11:56	1
Phenol	ND		37	17	ug/Kg		08/22/23 16:49	08/23/23 11:56	1
Pyrene	ND		17	3.3	ug/Kg		08/22/23 16:49	08/23/23 11:56	1

Tentatively Identified Compound	MB	MB	Unit	D	RT	CAS No.	Prepared	Analyzed	Dil Fac
	Est. Result	Qualifier							
Unknown	636	T J	ug/Kg		2.80	N/A	08/22/23 16:49	08/23/23 11:56	1
Unknown	193	T J	ug/Kg		3.32	N/A	08/22/23 16:49	08/23/23 11:56	1
Unknown	148	T J	ug/Kg		3.54	N/A	08/22/23 16:49	08/23/23 11:56	1
Unknown	851	T J	ug/Kg		3.70	N/A	08/22/23 16:49	08/23/23 11:56	1
Unknown	232	T J	ug/Kg		3.82	N/A	08/22/23 16:49	08/23/23 11:56	1
Unknown	680	T J	ug/Kg		4.01	N/A	08/22/23 16:49	08/23/23 11:56	1

Surrogate	MB	MB	Limits	Prepared	Analyzed	Dil Fac
	%Recovery	Qualifier				
2-Fluorobiphenyl (Surr)	78		37 - 120	08/22/23 16:49	08/23/23 11:56	1
2-Fluorophenol (Surr)	71		22 - 120	08/22/23 16:49	08/23/23 11:56	1
Nitrobenzene-d5 (Surr)	82		26 - 120	08/22/23 16:49	08/23/23 11:56	1
2,4,6-Tribromophenol (Surr)	93		10 - 138	08/22/23 16:49	08/23/23 11:56	1
p-Terphenyl-d14 (Surr)	104		40 - 133	08/22/23 16:49	08/23/23 11:56	1
Phenol-d5 (Surr)	72		27 - 120	08/22/23 16:49	08/23/23 11:56	1

Lab Sample ID: LCS 410-411241/2-A

Client Sample ID: Lab Control Sample

Matrix: Solid

Prep Type: Total/NA

Analysis Batch: 411483

Prep Batch: 411241

Analyte	Spike Added	LCS	LCS	Unit	D	%Rec	%Rec Limits
		Result	Qualifier				
1,1'-Biphenyl	1670	1300		ug/Kg		78	63 - 120
2,2'-oxybis[1-chloropropane]	1670	1360		ug/Kg		82	22 - 125
2,4,5-Trichlorophenol	1670	1550		ug/Kg		93	63 - 120
2,4,6-Trichlorophenol	1670	1570		ug/Kg		94	58 - 124
2,4-Dichlorophenol	1670	1360		ug/Kg		82	64 - 120
2,4-Dimethylphenol	1670	1320		ug/Kg		79	63 - 120
2,4-Dinitrophenol	3330	2610		ug/Kg		78	36 - 130
2,4-Dinitrotoluene	1670	1540		ug/Kg		92	65 - 120
2,6-Dinitrotoluene	1670	1540		ug/Kg		92	67 - 120

QC Sample Results

Client: Integral Consulting Inc NYSERDA FOIL Response, January 30, 2024 (R000359-122823)

PDF Page 182 of 526
Job ID: 410-139126-1

Project/Site: Solar Farm/Battery NY State

Method: 8270E - Semivolatile Organic Compounds (GC/MS) (Continued)

Lab Sample ID: LCS 410-411241/2-A

Matrix: Solid

Analysis Batch: 411483

Client Sample ID: Lab Control Sample

Prep Type: Total/NA

Prep Batch: 411241

Analyte	Spike Added	LCS Result	LCS Qualifier	Unit	D	%Rec	%Rec Limits
2-Chloronaphthalene	1670	1370		ug/Kg		82	63 - 120
2-Chlorophenol	1670	1220		ug/Kg		73	61 - 120
2-Methylnaphthalene	1670	1310		ug/Kg		79	61 - 120
2-Methylphenol	1670	1280		ug/Kg		77	59 - 120
2-Nitroaniline	1670	1530		ug/Kg		92	67 - 120
2-Nitrophenol	1670	1390		ug/Kg		84	60 - 120
3,3'-Dichlorobenzidine	3330	2080		ug/Kg		62	23 - 120
3-Nitroaniline	1670	1020		ug/Kg		61	34 - 120
4,6-Dinitro-2-methylphenol	3330	3090		ug/Kg		93	55 - 131
4-Bromophenyl phenyl ether	1670	1530		ug/Kg		92	66 - 120
4-Chloro-3-methylphenol	1670	1450		ug/Kg		87	59 - 120
4-Chloroaniline	1670	975		ug/Kg		58	17 - 120
4-Chlorophenyl phenyl ether	1670	1500		ug/Kg		90	65 - 120
4-Methylphenol	1670	1260		ug/Kg		75	59 - 120
4-Nitroaniline	1670	1190		ug/Kg		71	60 - 120
4-Nitrophenol	3330	2660		ug/Kg		80	41 - 130
Acenaphthene	1670	1340		ug/Kg		80	65 - 120
Acenaphthylene	1670	1310		ug/Kg		79	66 - 120
Acetophenone	1670	1250		ug/Kg		75	56 - 120
Anthracene	1670	1420		ug/Kg		85	69 - 120
Atrazine	1670	1660		ug/Kg		99	59 - 140
Benzaldehyde	1670	1300		ug/Kg		78	35 - 120
Benzo[a]anthracene	1670	1430		ug/Kg		86	68 - 120
Benzo[a]pyrene	1670	1520		ug/Kg		91	71 - 120
Benzo[b]fluoranthene	1670	1330		ug/Kg		80	66 - 120
Benzo[g,h,i]perylene	1670	1400		ug/Kg		84	69 - 120
Benzo[k]fluoranthene	1670	1420		ug/Kg		85	68 - 120
Butyl benzyl phthalate	1670	1440		ug/Kg		86	64 - 120
Caprolactam	1670	1490		ug/Kg		89	50 - 120
Carbazole	1670	1370		ug/Kg		82	69 - 120
Chrysene	1670	1530		ug/Kg		92	67 - 120
Di-n-butyl phthalate	1670	1480		ug/Kg		89	67 - 128
Di-n-octyl phthalate	1670	1520		ug/Kg		91	64 - 128
Dibenz(a,h)anthracene	1670	1400		ug/Kg		84	70 - 123
Dibenzofuran	1670	1380		ug/Kg		83	66 - 120
Diethyl phthalate	1670	1340		ug/Kg		81	66 - 120
Dimethyl phthalate	1670	1370		ug/Kg		82	65 - 120
Fluoranthene	1670	1460		ug/Kg		87	67 - 120
Fluorene	1670	1380		ug/Kg		83	67 - 120
Hexachlorobenzene	1670	1430		ug/Kg		86	64 - 120
Hexachlorobutadiene	1670	1550		ug/Kg		93	52 - 120
Hexachlorocyclopentadiene	1670	1520		ug/Kg		91	32 - 123
Hexachloroethane	1670	1240		ug/Kg		75	54 - 120
Indeno[1,2,3-cd]pyrene	1670	1480		ug/Kg		89	67 - 122
Isophorone	1670	1470		ug/Kg		88	58 - 120
N-Nitrosodi-n-propylamine	1670	1390		ug/Kg		83	51 - 120
Bis(2-chloroethoxy)methane	1670	1390		ug/Kg		83	53 - 120
N-Nitrosodiphenylamine	1420	1240		ug/Kg		87	70 - 120
Bis(2-chloroethyl)ether	1670	1310		ug/Kg		79	52 - 120

Eurofins Lancaster Laboratories Environment Testing, LLC

QC Sample Results

Client: Integral Consulting Inc NYSERDA FOIL Response, January 30, 2024 (R000359-122823)

PDF Page 183 of 526
Job ID: 410-139126-1

Project/Site: Solar Farm/Battery NY State

Method: 8270E - Semivolatile Organic Compounds (GC/MS) (Continued)

Lab Sample ID: LCS 410-411241/2-A

Matrix: Solid

Analysis Batch: 411483

Client Sample ID: Lab Control Sample

Prep Type: Total/NA

Prep Batch: 411241

Analyte	Spike Added	LCS Result	LCS Qualifier	Unit	D	%Rec	%Rec Limits
Naphthalene	1670	1250		ug/Kg		75	62 - 120
Bis(2-ethylhexyl) phthalate	1670	1450		ug/Kg		87	65 - 122
Nitrobenzene	1670	1410		ug/Kg		85	50 - 120
Pentachlorophenol	3330	2610		ug/Kg		78	41 - 124
Phenanthrene	1670	1380		ug/Kg		83	69 - 120
Phenol	1670	1320		ug/Kg		79	54 - 120
Pyrene	1670	1400		ug/Kg		84	69 - 120

Surrogate	LCS %Recovery	LCS Qualifier	Limits
2-Fluorobiphenyl (Surr)	71		37 - 120
2-Fluorophenol (Surr)	67		22 - 120
Nitrobenzene-d5 (Surr)	77		26 - 120
2,4,6-Tribromophenol (Surr)	85		10 - 138
p-Terphenyl-d14 (Surr)	90		40 - 133
Phenol-d5 (Surr)	67		27 - 120

Lab Sample ID: 410-139126-1 MS

Matrix: Solid

Analysis Batch: 411483

Client Sample ID: SS-4 (0-0.25) MS

Prep Type: Total/NA

Prep Batch: 411241

Analyte	Sample Result	Sample Qualifier	Spike Added	MS Result	MS Qualifier	Unit	D	%Rec	%Rec Limits
1,1'-Biphenyl	ND		2610	1850		ug/Kg	*	71	63 - 120
2,2'-oxybis[1-chloropropane]	ND		2610	1790		ug/Kg	*	69	22 - 125
2,4,5-Trichlorophenol	ND		2610	2050		ug/Kg	*	78	63 - 120
2,4,6-Trichlorophenol	ND		2610	2000		ug/Kg	*	76	58 - 124
2,4-Dichlorophenol	ND		2610	1860		ug/Kg	*	71	64 - 120
2,4-Dimethylphenol	ND		2610	1700		ug/Kg	*	65	63 - 120
2,4-Dinitrophenol	ND	F1	5230	ND	F1	ug/Kg	*	0	36 - 130
2,4-Dinitrotoluene	ND	F1	2610	1440	F1	ug/Kg	*	55	65 - 120
2,6-Dinitrotoluene	ND	F1	2610	1640	F1	ug/Kg	*	63	67 - 120
2-Chloronaphthalene	ND		2610	1860		ug/Kg	*	71	63 - 120
2-Chlorophenol	ND		2610	1600		ug/Kg	*	61	61 - 120
2-Methylnaphthalene	ND		2610	1710		ug/Kg	*	65	61 - 120
2-Methylphenol	ND		2610	1670		ug/Kg	*	64	59 - 120
2-Nitroaniline	ND		2610	1830		ug/Kg	*	70	67 - 120
2-Nitrophenol	ND	F1 F2	2610	923	F1	ug/Kg	*	35	60 - 120
3,3'-Dichlorobenzidine	ND	F1 F2	5230	108	J F1	ug/Kg	*	2	23 - 120
3-Nitroaniline	ND	F1 F2	2610	166	J F1	ug/Kg	*	6	34 - 120
4,6-Dinitro-2-methylphenol	ND	F1 F2	5230	404	J F1	ug/Kg	*	8	55 - 131
4-Bromophenyl phenyl ether	ND		2610	2270		ug/Kg	*	87	66 - 120
4-Chloro-3-methylphenol	ND		2610	1970		ug/Kg	*	76	59 - 120
4-Chloroaniline	ND	F1	2610	ND	F1	ug/Kg	*	0	17 - 120
4-Chlorophenyl phenyl ether	ND		2610	2000		ug/Kg	*	77	65 - 120
4-Methylphenol	43	J	2610	1740		ug/Kg	*	65	59 - 120
4-Nitroaniline	ND	F1 F2	2610	174	J F1	ug/Kg	*	7	60 - 120
4-Nitrophenol	ND		5230	3780		ug/Kg	*	72	41 - 130
Acenaphthene	ND		2610	1860		ug/Kg	*	71	65 - 120
Acenaphthylene	ND		2610	1780		ug/Kg	*	68	66 - 120

QC Sample Results

Client: Integral Consulting Inc
 Project/Site: Solar Farm/Battery NY State

PDF Page 184 of 526
 Job ID: 410-139126-1

Method: 8270E - Semivolatile Organic Compounds (GC/MS) (Continued)

Lab Sample ID: 410-139126-1 MS

Matrix: Solid

Analysis Batch: 411483

Client Sample ID: SS-4 (0-0.25) MS

Prep Type: Total/NA

Prep Batch: 411241

Analyte	Sample	Sample	Spike	MS	MS	Unit	D	%Rec	%Rec Limits
	Result	Qualifier	Added	Result	Qualifier				
Acetophenone	ND		2610	1740		ug/Kg	*	67	56 - 120
Anthracene	ND		2610	2000		ug/Kg	*	76	69 - 120
Atrazine	ND	F2	2610	1690		ug/Kg	*	65	59 - 140
Benzaldehyde	200	J	2610	2100		ug/Kg	*	73	35 - 120
Benzo[a]anthracene	15	J	2610	2250		ug/Kg	*	85	68 - 120
Benzo[a]pyrene	ND		2610	2040		ug/Kg	*	78	71 - 120
Benzo[b]fluoranthene	37		2610	1910		ug/Kg	*	72	66 - 120
Benzo[g,h,i]perylene	57		2610	1880		ug/Kg	*	70	69 - 120
Benzo[k]fluoranthene	17	J	2610	1780		ug/Kg	*	68	68 - 120
Butyl benzyl phthalate	ND		2610	2240		ug/Kg	*	86	64 - 120
Caprolactam	ND		2610	2170		ug/Kg	*	83	50 - 120
Carbazole	ND		2610	1800		ug/Kg	*	69	69 - 120
Chrysene	26		2610	2340		ug/Kg	*	89	67 - 120
Di-n-butyl phthalate	ND		2610	2190		ug/Kg	*	84	67 - 128
Di-n-octyl phthalate	ND		2610	2010		ug/Kg	*	77	64 - 128
Dibenz(a,h)anthracene	27		2610	1900		ug/Kg	*	72	70 - 123
Dibenzofuran	ND		2610	1910		ug/Kg	*	73	66 - 120
Diethyl phthalate	ND		2610	1820		ug/Kg	*	70	66 - 120
Dimethyl phthalate	ND		2610	1910		ug/Kg	*	73	65 - 120
Fluoranthene	25	J	2610	2150		ug/Kg	*	81	67 - 120
Fluorene	ND		2610	1880		ug/Kg	*	72	67 - 120
Hexachlorobenzene	ND		2610	2040		ug/Kg	*	78	64 - 120
Hexachlorobutadiene	ND		2610	2090		ug/Kg	*	80	52 - 120
Hexachlorocyclopentadiene	ND	F1 cn	2610	ND	F1	ug/Kg	*	0	32 - 123
Hexachloroethane	ND	F1 F2	2610	106	J F1	ug/Kg	*	4	54 - 120
Indeno[1,2,3-cd]pyrene	40		2610	2010		ug/Kg	*	76	67 - 122
Isophorone	ND		2610	2010		ug/Kg	*	77	58 - 120
N-Nitrosodi-n-propylamine	ND		2610	1870		ug/Kg	*	72	51 - 120
N-Nitrosodiphenylamine	ND	F1	2220	1370	F1	ug/Kg	*	62	70 - 120
Naphthalene	ND		2610	1670		ug/Kg	*	64	62 - 120
Nitrobenzene	ND		2610	1920		ug/Kg	*	73	50 - 120
Pentachlorophenol	ND		5230	2490		ug/Kg	*	48	41 - 124
Phenanthrene	14	J	2610	1930		ug/Kg	*	73	69 - 120
Phenol	ND		2610	1900		ug/Kg	*	73	54 - 120
Pyrene	19	J	2610	1950		ug/Kg	*	74	69 - 120
Bis(2-chloroethoxy)methane	ND		2610	1850		ug/Kg	*	71	53 - 120
Bis(2-chloroethyl)ether	ND		2610	1760		ug/Kg	*	67	52 - 120
Bis(2-ethylhexyl) phthalate	ND		2610	2250		ug/Kg	*	86	65 - 122

Surrogate	MS MS		Limits
	%Recovery	Qualifier	
2,4,6-Tribromophenol (Surr)	61		10 - 138
2-Fluorobiphenyl (Surr)	63		37 - 120
2-Fluorophenol (Surr)	55		22 - 120
Nitrobenzene-d5 (Surr)	66		26 - 120
p-Terphenyl-d14 (Surr)	79		40 - 133
Phenol-d5 (Surr)	56		27 - 120

QC Sample Results

Client: Integral Consulting Inc
 Project/Site: Solar Farm/Battery NY State

PDF Page 185 of 526
 Job ID: 410-139126-1

Method: 8270E - Semivolatile Organic Compounds (GC/MS) (Continued)

Lab Sample ID: 410-139126-1 MSD

Matrix: Solid

Analysis Batch: 411483

Client Sample ID: SS-4 (0-0.25) MSD

Prep Type: Total/NA

Prep Batch: 411241

Analyte	Sample	Sample	Spike	MSD	MSD	Unit	D	%Rec	%Rec	RPD	RPD
	Result	Qualifier	Added	Result	Qualifier				Limits		Limit
1,1'-Biphenyl	ND		2600	1860		ug/Kg	*	72	63 - 120	0	30
2,2'-oxybis[1-chloropropane]	ND		2600	1790		ug/Kg	*	69	22 - 125	0	30
2,4,5-Trichlorophenol	ND		2600	2140		ug/Kg	*	82	63 - 120	5	30
2,4,6-Trichlorophenol	ND		2600	2100		ug/Kg	*	81	58 - 124	5	30
2,4-Dichlorophenol	ND		2600	2010		ug/Kg	*	78	64 - 120	8	30
2,4-Dimethylphenol	ND		2600	1830		ug/Kg	*	70	63 - 120	7	30
2,4-Dinitrophenol	ND	F1	5190	518	J F1	ug/Kg	*	10	36 - 130	NC	30
2,4-Dinitrotoluene	ND	F1	2600	1940		ug/Kg	*	75	65 - 120	30	30
2,6-Dinitrotoluene	ND	F1	2600	2090		ug/Kg	*	80	67 - 120	24	30
2-Chloronaphthalene	ND		2600	1910		ug/Kg	*	74	63 - 120	3	30
2-Chlorophenol	ND		2600	1650		ug/Kg	*	64	61 - 120	3	30
2-Methylnaphthalene	ND		2600	1850		ug/Kg	*	71	61 - 120	8	30
2-Methylphenol	ND		2600	1690		ug/Kg	*	65	59 - 120	1	30
2-Nitroaniline	ND		2600	2070		ug/Kg	*	80	67 - 120	13	30
2-Nitrophenol	ND	F1 F2	2600	1570	F2	ug/Kg	*	61	60 - 120	52	30
3,3'-Dichlorobenzidine	ND	F1 F2	5190	405	F1 F2	ug/Kg	*	8	23 - 120	116	30
3-Nitroaniline	ND	F1 F2	2600	294	F1 F2	ug/Kg	*	11	34 - 120	56	30
4,6-Dinitro-2-methylphenol	ND	F1 F2	5190	1470	F1 F2	ug/Kg	*	28	55 - 131	114	30
4-Bromophenyl phenyl ether	ND		2600	2320		ug/Kg	*	89	66 - 120	2	30
4-Chloro-3-methylphenol	ND		2600	2070		ug/Kg	*	80	59 - 120	5	30
4-Chloroaniline	ND	F1	2600	ND	F1	ug/Kg	*	0	17 - 120	NC	30
4-Chlorophenyl phenyl ether	ND		2600	2050		ug/Kg	*	79	65 - 120	2	30
4-Methylphenol	43	J	2600	1750		ug/Kg	*	66	59 - 120	0	30
4-Nitroaniline	ND	F1 F2	2600	535	F1 F2	ug/Kg	*	21	60 - 120	102	30
4-Nitrophenol	ND		5190	4110		ug/Kg	*	79	41 - 130	8	30
Acenaphthene	ND		2600	1860		ug/Kg	*	72	65 - 120	0	30
Acenaphthylene	ND		2600	1870		ug/Kg	*	72	66 - 120	5	30
Acetophenone	ND		2600	1720		ug/Kg	*	66	56 - 120	1	30
Anthracene	ND		2600	2060		ug/Kg	*	79	69 - 120	3	30
Atrazine	ND	F2	2600	2380	F2	ug/Kg	*	91	59 - 140	34	30
Benzaldehyde	200	J	2600	1890		ug/Kg	*	65	35 - 120	11	30
Benzo[a]anthracene	15	J	2600	2260		ug/Kg	*	86	68 - 120	1	30
Benzo[a]pyrene	ND		2600	2100		ug/Kg	*	81	71 - 120	3	30
Benzo[b]fluoranthene	37		2600	1810		ug/Kg	*	68	66 - 120	5	30
Benzo[g,h,i]perylene	57		2600	1900		ug/Kg	*	71	69 - 120	1	30
Benzo[k]fluoranthene	17	J	2600	1870		ug/Kg	*	71	68 - 120	5	30
Butyl benzyl phthalate	ND		2600	2210		ug/Kg	*	85	64 - 120	1	30
Caprolactam	ND		2600	2170		ug/Kg	*	84	50 - 120	0	30
Carbazole	ND		2600	1940		ug/Kg	*	75	69 - 120	8	30
Chrysene	26		2600	2390		ug/Kg	*	91	67 - 120	2	30
Di-n-butyl phthalate	ND		2600	2260		ug/Kg	*	87	67 - 128	3	30
Di-n-octyl phthalate	ND		2600	2050		ug/Kg	*	79	64 - 128	2	30
Dibenz(a,h)anthracene	27		2600	1930		ug/Kg	*	73	70 - 123	2	30
Dibenzofuran	ND		2600	1950		ug/Kg	*	75	66 - 120	2	30
Diethyl phthalate	ND		2600	1900		ug/Kg	*	73	66 - 120	4	30
Dimethyl phthalate	ND		2600	1930		ug/Kg	*	74	65 - 120	1	30
Fluoranthene	25	J	2600	2290		ug/Kg	*	87	67 - 120	7	30
Fluorene	ND		2600	1920		ug/Kg	*	74	67 - 120	2	30

QC Sample Results

Client: Integral Consulting Inc NYSERDA FOIL Response, January 30, 2024 (R000359-122823)

PDF Page 186 of 526
Job ID: 410-139126-1

Project/Site: Solar Farm/Battery NY State

Method: 8270E - Semivolatile Organic Compounds (GC/MS) (Continued)

Lab Sample ID: 410-139126-1 MSD

Client Sample ID: SS-4 (0-0.25) MSD

Matrix: Solid

Prep Type: Total/NA

Analysis Batch: 411483

Prep Batch: 411241

Analyte	Sample	Sample	Spike	MSD	MSD	Unit	D	%Rec	%Rec Limits	RPD	RPD Limit
	Result	Qualifier	Added	Result	Qualifier						
Hexachlorobenzene	ND		2600	2040		ug/Kg	☼	79	64 - 120	0	30
Hexachlorobutadiene	ND		2600	2100		ug/Kg	☼	81	52 - 120	1	30
Hexachlorocyclopentadiene	ND	F1 cn	2600	ND	F1	ug/Kg	☼	0	32 - 123	NC	30
Hexachloroethane	ND	F1 F2	2600	302	F1 F2	ug/Kg	☼	12	54 - 120	96	30
Indeno[1,2,3-cd]pyrene	40		2600	2070		ug/Kg	☼	78	67 - 122	3	30
Isophorone	ND		2600	2090		ug/Kg	☼	81	58 - 120	4	30
N-Nitrosodi-n-propylamine	ND		2600	1850		ug/Kg	☼	71	51 - 120	1	30
N-Nitrosodiphenylamine	ND	F1	2210	1670		ug/Kg	☼	76	70 - 120	19	30
Naphthalene	ND		2600	1730		ug/Kg	☼	67	62 - 120	4	30
Nitrobenzene	ND		2600	2000		ug/Kg	☼	77	50 - 120	4	30
Pentachlorophenol	ND		5190	2620		ug/Kg	☼	50	41 - 124	5	30
Phenanthrene	14	J	2600	2000		ug/Kg	☼	77	69 - 120	4	30
Phenol	ND		2600	1860		ug/Kg	☼	72	54 - 120	2	30
Pyrene	19	J	2600	1950		ug/Kg	☼	75	69 - 120	0	30
Bis(2-chloroethoxy)methane	ND		2600	1960		ug/Kg	☼	75	53 - 120	6	30
Bis(2-chloroethyl)ether	ND		2600	1770		ug/Kg	☼	68	52 - 120	1	30
Bis(2-ethylhexyl) phthalate	ND		2600	2220		ug/Kg	☼	86	65 - 122	1	30

Surrogate	MSD	MSD	Limits
	%Recovery	Qualifier	
2,4,6-Tribromophenol (Surr)	65		10 - 138
2-Fluorobiphenyl (Surr)	63		37 - 120
2-Fluorophenol (Surr)	56		22 - 120
Nitrobenzene-d5 (Surr)	72		26 - 120
p-Terphenyl-d14 (Surr)	79		40 - 133
Phenol-d5 (Surr)	58		27 - 120

Lab Sample ID: 410-139126-3 MS

Client Sample ID: SS-11 (0-0.25) MS

Matrix: Solid

Prep Type: Total/NA

Analysis Batch: 411483

Prep Batch: 411241

Analyte	Sample	Sample	Spike	MS	MS	Unit	D	%Rec	%Rec Limits
	Result	Qualifier	Added	Result	Qualifier				
1,1'-Biphenyl	ND		2190	1610		ug/Kg	☼	73	63 - 120
2,2'-oxybis[1-chloropropane]	ND		2190	1640		ug/Kg	☼	75	22 - 125
2,4,5-Trichlorophenol	ND		2190	1880		ug/Kg	☼	86	63 - 120
2,4,6-Trichlorophenol	ND		2190	1910		ug/Kg	☼	87	58 - 124
2,4-Dichlorophenol	ND		2190	1750		ug/Kg	☼	80	64 - 120
2,4-Dimethylphenol	ND		2190	1610		ug/Kg	☼	73	63 - 120
2,4-Dinitrophenol	ND		4380	2680		ug/Kg	☼	61	36 - 130
2,4-Dinitrotoluene	ND		2190	1840		ug/Kg	☼	84	65 - 120
2,6-Dinitrotoluene	ND		2190	1870		ug/Kg	☼	86	67 - 120
2-Chloronaphthalene	ND		2190	1620		ug/Kg	☼	74	63 - 120
2-Chlorophenol	ND		2190	1500		ug/Kg	☼	69	61 - 120
2-Methylnaphthalene	ND		2190	1650		ug/Kg	☼	75	61 - 120
2-Methylphenol	ND		2190	1550		ug/Kg	☼	71	59 - 120
2-Nitroaniline	ND		2190	1850		ug/Kg	☼	84	67 - 120
2-Nitrophenol	ND		2190	1720		ug/Kg	☼	79	60 - 120
3,3'-Dichlorobenzidine	ND	F2 F1	4380	1690		ug/Kg	☼	39	23 - 120
3-Nitroaniline	ND	F2 F1	2190	1020		ug/Kg	☼	47	34 - 120

QC Sample Results

Client: Integral Consulting Inc
 Project/Site: Solar Farm/Battery NY State

PDF Page 187 of 526
 Job ID: 410-139126-1

Method: 8270E - Semivolatile Organic Compounds (GC/MS) (Continued)

Lab Sample ID: 410-139126-3 MS

Client Sample ID: SS-11 (0-0.25) MS

Matrix: Solid

Prep Type: Total/NA

Analysis Batch: 411483

Prep Batch: 411241

Analyte	Sample	Sample	Spike	MS	MS	Unit	D	%Rec	%Rec Limits
	Result	Qualifier	Added	Result	Qualifier				
4,6-Dinitro-2-methylphenol	ND		4380	3310		ug/Kg	*	75	55 - 131
4-Bromophenyl phenyl ether	ND		2190	1930		ug/Kg	*	88	66 - 120
4-Chloro-3-methylphenol	ND		2190	1850		ug/Kg	*	85	59 - 120
4-Chloroaniline	ND	F2 F1	2190	897		ug/Kg	*	41	17 - 120
4-Chlorophenyl phenyl ether	ND		2190	1800		ug/Kg	*	82	65 - 120
4-Methylphenol	ND		2190	1540		ug/Kg	*	70	59 - 120
4-Nitroaniline	ND	F2 F1	2190	1070	F1	ug/Kg	*	49	60 - 120
4-Nitrophenol	ND		4380	3430		ug/Kg	*	78	41 - 130
Acenaphthene	ND		2190	1590		ug/Kg	*	73	65 - 120
Acenaphthylene	ND		2190	1610		ug/Kg	*	73	66 - 120
Acetophenone	ND		2190	1560		ug/Kg	*	71	56 - 120
Anthracene	ND		2190	1730		ug/Kg	*	79	69 - 120
Atrazine	ND		2190	1960		ug/Kg	*	89	59 - 140
Benzaldehyde	ND		2190	1540		ug/Kg	*	70	35 - 120
Benzo[a]anthracene	13	J	2190	1970		ug/Kg	*	89	68 - 120
Benzo[a]pyrene	ND		2190	1810		ug/Kg	*	82	71 - 120
Benzo[b]fluoranthene	34		2190	1720		ug/Kg	*	77	66 - 120
Benzo[g,h,i]perylene	66		2190	1680		ug/Kg	*	74	69 - 120
Benzo[k]fluoranthene	24		2190	1510		ug/Kg	*	68	68 - 120
Butyl benzyl phthalate	ND		2190	1920		ug/Kg	*	88	64 - 120
Caprolactam	ND		2190	1830		ug/Kg	*	83	50 - 120
Carbazole	ND		2190	1690		ug/Kg	*	77	69 - 120
Chrysene	18	J	2190	2050		ug/Kg	*	93	67 - 120
Di-n-butyl phthalate	ND		2190	1870		ug/Kg	*	85	67 - 128
Di-n-octyl phthalate	ND		2190	1750		ug/Kg	*	80	64 - 128
Dibenz(a,h)anthracene	51		2190	1710		ug/Kg	*	76	70 - 123
Dibenzofuran	ND		2190	1680		ug/Kg	*	77	66 - 120
Diethyl phthalate	ND		2190	1650		ug/Kg	*	75	66 - 120
Dimethyl phthalate	ND		2190	1670		ug/Kg	*	76	65 - 120
Fluoranthene	18	J	2190	1860		ug/Kg	*	84	67 - 120
Fluorene	ND		2190	1690		ug/Kg	*	77	67 - 120
Hexachlorobenzene	ND		2190	1770		ug/Kg	*	81	64 - 120
Hexachlorobutadiene	ND		2190	1900		ug/Kg	*	87	52 - 120
Hexachlorocyclopentadiene	ND	F1 cn	2190	ND	F1	ug/Kg	*	0	32 - 123
Hexachloroethane	ND	F2 F1	2190	1080	F1	ug/Kg	*	49	54 - 120
Indeno[1,2,3-cd]pyrene	70		2190	1840		ug/Kg	*	81	67 - 122
Isophorone	ND		2190	1830		ug/Kg	*	84	58 - 120
N-Nitrosodi-n-propylamine	ND		2190	1700		ug/Kg	*	78	51 - 120
N-Nitrosodiphenylamine	ND		1860	1460		ug/Kg	*	79	70 - 120
Naphthalene	ND		2190	1550		ug/Kg	*	71	62 - 120
Nitrobenzene	ND		2190	1800		ug/Kg	*	82	50 - 120
Pentachlorophenol	ND		4380	2950		ug/Kg	*	67	41 - 124
Phenanthrene	10	J	2190	1690		ug/Kg	*	77	69 - 120
Phenol	ND		2190	1610		ug/Kg	*	73	54 - 120
Pyrene	14	J	2190	1700		ug/Kg	*	77	69 - 120
Bis(2-chloroethoxy)methane	ND		2190	1730		ug/Kg	*	79	53 - 120
Bis(2-chloroethyl)ether	ND		2190	1670		ug/Kg	*	76	52 - 120
Bis(2-ethylhexyl) phthalate	ND		2190	1950		ug/Kg	*	89	65 - 122

QC Sample Results

Client: Integral Consulting Inc NYSERDA FOIL Response, January 30, 2024 (R000359-122823)

PDF Page 188 of 526
Job ID: 410-139126-1

Project/Site: Solar Farm/Battery NY State

Method: 8270E - Semivolatile Organic Compounds (GC/MS) (Continued)

Lab Sample ID: 410-139126-3 MS

Matrix: Solid

Analysis Batch: 411483

Client Sample ID: SS-11 (0-0.25) MS

Prep Type: Total/NA

Prep Batch: 411241

Surrogate	MS %Recovery	MS Qualifier	Limits
2,4,6-Tribromophenol (Surr)	78		10 - 138
2-Fluorobiphenyl (Surr)	66		37 - 120
2-Fluorophenol (Surr)	61		22 - 120
Nitrobenzene-d5 (Surr)	74		26 - 120
p-Terphenyl-d14 (Surr)	84		40 - 133
Phenol-d5 (Surr)	62		27 - 120

Lab Sample ID: 410-139126-3 MSD

Matrix: Solid

Analysis Batch: 411483

Client Sample ID: SS-11 (0-0.25) MSD

Prep Type: Total/NA

Prep Batch: 411241

Analyte	Sample Result	Sample Qualifier	Spike Added	MSD		Unit	D	%Rec	%Rec		RPD	Limit
				Result	Qualifier				Limits	RPD		
1,1'-Biphenyl	ND		2220	1610		ug/Kg	☼	72	63 - 120	0	30	
2,2'-oxybis[1-chloropropane]	ND		2220	1570		ug/Kg	☼	71	22 - 125	4	30	
2,4,5-Trichlorophenol	ND		2220	1880		ug/Kg	☼	85	63 - 120	0	30	
2,4,6-Trichlorophenol	ND		2220	1940		ug/Kg	☼	87	58 - 124	1	30	
2,4-Dichlorophenol	ND		2220	1670		ug/Kg	☼	76	64 - 120	4	30	
2,4-Dimethylphenol	ND		2220	1540		ug/Kg	☼	69	63 - 120	4	30	
2,4-Dinitrophenol	ND		4430	2320		ug/Kg	☼	52	36 - 130	14	30	
2,4-Dinitrotoluene	ND		2220	1790		ug/Kg	☼	81	65 - 120	3	30	
2,6-Dinitrotoluene	ND		2220	1850		ug/Kg	☼	83	67 - 120	1	30	
2-Chloronaphthalene	ND		2220	1630		ug/Kg	☼	74	63 - 120	1	30	
2-Chlorophenol	ND		2220	1450		ug/Kg	☼	65	61 - 120	4	30	
2-Methylnaphthalene	ND		2220	1580		ug/Kg	☼	71	61 - 120	4	30	
2-Methylphenol	ND		2220	1490		ug/Kg	☼	67	59 - 120	4	30	
2-Nitroaniline	ND		2220	1860		ug/Kg	☼	84	67 - 120	0	30	
2-Nitrophenol	ND		2220	1620		ug/Kg	☼	73	60 - 120	6	30	
3,3'-Dichlorobenzidine	ND	F2 F1	4430	316	F2 F1	ug/Kg	☼	7	23 - 120	137	30	
3-Nitroaniline	ND	F2 F1	2220	272	F2 F1	ug/Kg	☼	12	34 - 120	116	30	
4,6-Dinitro-2-methylphenol	ND		4430	2920		ug/Kg	☼	66	55 - 131	12	30	
4-Bromophenyl phenyl ether	ND		2220	1870		ug/Kg	☼	84	66 - 120	3	30	
4-Chloro-3-methylphenol	ND		2220	1770		ug/Kg	☼	80	59 - 120	5	30	
4-Chloroaniline	ND	F2 F1	2220	238	F2 F1	ug/Kg	☼	11	17 - 120	116	30	
4-Chlorophenyl phenyl ether	ND		2220	1800		ug/Kg	☼	81	65 - 120	0	30	
4-Methylphenol	ND		2220	1440		ug/Kg	☼	65	59 - 120	6	30	
4-Nitroaniline	ND	F2 F1	2220	447	F2 F1	ug/Kg	☼	20	60 - 120	82	30	
4-Nitrophenol	ND		4430	3530		ug/Kg	☼	80	41 - 130	3	30	
Acenaphthene	ND		2220	1670		ug/Kg	☼	75	65 - 120	5	30	
Acenaphthylene	ND		2220	1620		ug/Kg	☼	73	66 - 120	1	30	
Acetophenone	ND		2220	1470		ug/Kg	☼	66	56 - 120	6	30	
Anthracene	ND		2220	1670		ug/Kg	☼	75	69 - 120	4	30	
Atrazine	ND		2220	2120		ug/Kg	☼	96	59 - 140	8	30	
Benzaldehyde	ND		2220	1480		ug/Kg	☼	67	35 - 120	4	30	
Benzo[a]anthracene	13	J	2220	1830		ug/Kg	☼	82	68 - 120	7	30	
Benzo[a]pyrene	ND		2220	1730		ug/Kg	☼	78	71 - 120	4	30	
Benzo[b]fluoranthene	34		2220	1630		ug/Kg	☼	72	66 - 120	5	30	
Benzo[g,h,i]perylene	66		2220	1630		ug/Kg	☼	71	69 - 120	3	30	
Benzo[k]fluoranthene	24		2220	1530		ug/Kg	☼	68	68 - 120	1	30	

QC Sample Results

Client: Integral Consulting Inc NYSERDA FOIL Response, January 30, 2024 (R000359-122823)

PDF Page 189 of 526
Job ID: 410-139126-1

Project/Site: Solar Farm/Battery NY State

Method: 8270E - Semivolatile Organic Compounds (GC/MS) (Continued)

Lab Sample ID: 410-139126-3 MSD

Matrix: Solid

Analysis Batch: 411483

Client Sample ID: SS-11 (0-0.25) MSD

Prep Type: Total/NA

Prep Batch: 411241

Analyte	Sample	Sample	Spike	MSD	MSD	Unit	D	%Rec	%Rec	RPD	Limit
	Result	Qualifier	Added	Result	Qualifier				Limits		
Butyl benzyl phthalate	ND		2220	1820		ug/Kg	*	82	64 - 120	6	30
Caprolactam	ND		2220	1730		ug/Kg	*	78	50 - 120	5	30
Carbazole	ND		2220	1640		ug/Kg	*	74	69 - 120	3	30
Chrysene	18	J	2220	1890		ug/Kg	*	85	67 - 120	8	30
Di-n-butyl phthalate	ND		2220	1840		ug/Kg	*	83	67 - 128	1	30
Di-n-octyl phthalate	ND		2220	1730		ug/Kg	*	78	64 - 128	1	30
Dibenz(a,h)anthracene	51		2220	1630		ug/Kg	*	71	70 - 123	5	30
Dibenzofuran	ND		2220	1680		ug/Kg	*	76	66 - 120	0	30
Diethyl phthalate	ND		2220	1630		ug/Kg	*	73	66 - 120	1	30
Dimethyl phthalate	ND		2220	1690		ug/Kg	*	76	65 - 120	1	30
Fluoranthene	18	J	2220	1810		ug/Kg	*	81	67 - 120	2	30
Fluorene	ND		2220	1700		ug/Kg	*	76	67 - 120	1	30
Hexachlorobenzene	ND		2220	1690		ug/Kg	*	76	64 - 120	5	30
Hexachlorobutadiene	ND		2220	1850		ug/Kg	*	84	52 - 120	3	30
Hexachlorocyclopentadiene	ND	F1 cn	2220	ND	F1	ug/Kg	*	0	32 - 123	NC	30
Hexachloroethane	ND	F2 F1	2220	789	F2 F1	ug/Kg	*	36	54 - 120	31	30
Indeno[1,2,3-cd]pyrene	70		2220	1810		ug/Kg	*	78	67 - 122	2	30
Isophorone	ND		2220	1760		ug/Kg	*	80	58 - 120	4	30
N-Nitrosodi-n-propylamine	ND		2220	1660		ug/Kg	*	75	51 - 120	3	30
N-Nitrosodiphenylamine	ND		1880	1420		ug/Kg	*	76	70 - 120	3	30
Naphthalene	ND		2220	1500		ug/Kg	*	68	62 - 120	4	30
Nitrobenzene	ND		2220	1720		ug/Kg	*	78	50 - 120	4	30
Pentachlorophenol	ND		4430	2540		ug/Kg	*	57	41 - 124	15	30
Phenanthrene	10	J	2220	1630		ug/Kg	*	73	69 - 120	4	30
Phenol	ND		2220	1550		ug/Kg	*	70	54 - 120	3	30
Pyrene	14	J	2220	1590		ug/Kg	*	71	69 - 120	7	30
Bis(2-chloroethoxy)methane	ND		2220	1670		ug/Kg	*	75	53 - 120	4	30
Bis(2-chloroethyl)ether	ND		2220	1510		ug/Kg	*	68	52 - 120	10	30
Bis(2-ethylhexyl) phthalate	ND		2220	1820		ug/Kg	*	82	65 - 122	7	30

Surrogate	MSD	MSD	Limits
	%Recovery	Qualifier	
2,4,6-Tribromophenol (Surr)	76		10 - 138
2-Fluorobiphenyl (Surr)	65		37 - 120
2-Fluorophenol (Surr)	56		22 - 120
Nitrobenzene-d5 (Surr)	71		26 - 120
p-Terphenyl-d14 (Surr)	77		40 - 133
Phenol-d5 (Surr)	58		27 - 120

Method: 6010D - Metals (ICP)

Lab Sample ID: MB 410-409122/1-A

Matrix: Solid

Analysis Batch: 409478

Client Sample ID: Method Blank

Prep Type: Total/NA

Prep Batch: 409122

Analyte	MB	MB	RL	MDL	Unit	D	Prepared	Analyzed	Dil Fac
	Result	Qualifier							
Lithium	ND		5.0	2.0	mg/Kg		08/16/23 19:28	08/17/23 09:03	1

QC Sample Results

Client: Integral Consulting Inc NYSERDA FOIL Response, January 30, 2024 (R000359-122823)

PDF Page 190 of 526 Job ID: 410-139126-1

Project/Site: Solar Farm/Battery NY State

Method: 6010D - Metals (ICP) (Continued)

Lab Sample ID: LCS 410-409122/2-A

Matrix: Solid

Analysis Batch: 409478

Client Sample ID: Lab Control Sample

Prep Type: Total/NA

Prep Batch: 409122

Analyte	Spike Added	LCS Result	LCS Qualifier	Unit	D	%Rec	%Rec Limits
Lithium	50.0	50.7		mg/Kg		101	80 - 120

Lab Sample ID: 410-139126-1 MS

Matrix: Solid

Analysis Batch: 409478

Client Sample ID: SS-4 (0-0.25) MS

Prep Type: Total/NA

Prep Batch: 409122

Analyte	Sample Result	Sample Qualifier	Spike Added	MS Result	MS Qualifier	Unit	D	%Rec	%Rec Limits
Lithium	26		74.7	91.0		mg/Kg	✱	86	75 - 125

Lab Sample ID: 410-139126-1 MSD

Matrix: Solid

Analysis Batch: 409478

Client Sample ID: SS-4 (0-0.25) MSD

Prep Type: Total/NA

Prep Batch: 409122

Analyte	Sample Result	Sample Qualifier	Spike Added	MSD Result	MSD Qualifier	Unit	D	%Rec	%Rec Limits	RPD	RPD Limit
Lithium	26		67.1	86.6		mg/Kg	✱	90	75 - 125	5	20

Lab Sample ID: 410-139126-1 DU

Matrix: Solid

Analysis Batch: 409478

Client Sample ID: SS-4 (0-0.25) Dup

Prep Type: Total/NA

Prep Batch: 409122

Analyte	Sample Result	Sample Qualifier	Spike Added	DU Result	DU Qualifier	Unit	D	%Rec	%Rec Limits	RPD	RPD Limit
Lithium	26			26.5		mg/Kg	✱			0.2	20

Lab Sample ID: MB 410-409132/1-A

Matrix: Solid

Analysis Batch: 409478

Client Sample ID: Method Blank

Prep Type: Total/NA

Prep Batch: 409132

Analyte	MB Result	MB Qualifier	RL	MDL	Unit	D	Prepared	Analyzed	Dil	Fac
Lithium	ND		5.0	2.0	mg/Kg		08/16/23 19:52	08/17/23 10:00		1

Lab Sample ID: LCS 410-409132/2-A

Matrix: Solid

Analysis Batch: 409478

Client Sample ID: Lab Control Sample

Prep Type: Total/NA

Prep Batch: 409132

Analyte	Spike Added	LCS Result	LCS Qualifier	Unit	D	%Rec	%Rec Limits
Lithium	50.0	49.5		mg/Kg		99	80 - 120

Lab Sample ID: 410-139126-3 MS

Matrix: Solid

Analysis Batch: 409478

Client Sample ID: SS-11 (0-0.25) MS

Prep Type: Total/NA

Prep Batch: 409132

Analyte	Sample Result	Sample Qualifier	Spike Added	MS Result	MS Qualifier	Unit	D	%Rec	%Rec Limits
Lithium	30	F2	45.7	74.0		mg/Kg	✱	96	75 - 125

Lab Sample ID: 410-139126-3 MSD

Matrix: Solid

Analysis Batch: 409478

Client Sample ID: SS-11 (0-0.25) MSD

Prep Type: Total/NA

Prep Batch: 409132

Analyte	Sample Result	Sample Qualifier	Spike Added	MSD Result	MSD Qualifier	Unit	D	%Rec	%Rec Limits	RPD	RPD Limit
Lithium	30	F2	64.1	91.7	F2	mg/Kg	✱	96	75 - 125	21	20

QC Sample Results

Client: Integral Consulting Inc NYSERDA FOIL Response, January 30, 2024 (R000359-122823)

PDF Page 191 of 526 Job ID: 410-139126-1

Project/Site: Solar Farm/Battery NY State

Method: 6010D - Metals (ICP)

Lab Sample ID: 410-139126-3 DU
Matrix: Solid
Analysis Batch: 409478

Client Sample ID: SS-11 (0-0.25) Dup
Prep Type: Total/NA
Prep Batch: 409132

Analyte	Sample Result	Sample Qualifier	DU Result	DU Qualifier	Unit	D	RPD	RPD Limit
Lithium	30	F2	31.0		mg/Kg	*	3	20

Lab Sample ID: MB 410-408858/1-A
Matrix: Water
Analysis Batch: 409710

Client Sample ID: Method Blank
Prep Type: Total Recoverable
Prep Batch: 408858

Analyte	MB Result	MB Qualifier	RL	MDL	Unit	D	Prepared	Analyzed	Dil Fac
Lithium	ND		0.050	0.011	mg/L		08/16/23 09:39	08/17/23 20:50	1

Lab Sample ID: LCS 410-408858/2-A
Matrix: Water
Analysis Batch: 409710

Client Sample ID: Lab Control Sample
Prep Type: Total Recoverable
Prep Batch: 408858

Analyte	Spike Added	LCS Result	LCS Qualifier	Unit	D	%Rec	%Rec Limits
Lithium	0.500	0.475		mg/L		95	80 - 120

Lab Sample ID: LCSD 410-408858/3-A
Matrix: Water
Analysis Batch: 409710

Client Sample ID: Lab Control Sample Dup
Prep Type: Total Recoverable
Prep Batch: 408858

Analyte	Spike Added	LCSD Result	LCSD Qualifier	Unit	D	%Rec	%Rec Limits	RPD	RPD Limit
Lithium	0.500	0.473		mg/L		95	80 - 120	1	20

Method: 6020B - Metals (ICP/MS)

Lab Sample ID: MB 410-409122/1-A ^2
Matrix: Solid
Analysis Batch: 410365

Client Sample ID: Method Blank
Prep Type: Total/NA
Prep Batch: 409122

Analyte	MB Result	MB Qualifier	RL	MDL	Unit	D	Prepared	Analyzed	Dil Fac
Aluminum	ND		20	9.9	mg/Kg		08/16/23 19:28	08/20/23 16:05	2
Antimony	ND		0.20	0.080	mg/Kg		08/16/23 19:28	08/20/23 16:05	2
Arsenic	ND		0.40	0.13	mg/Kg		08/16/23 19:28	08/20/23 16:05	2
Barium	ND		0.40	0.18	mg/Kg		08/16/23 19:28	08/20/23 16:05	2
Beryllium	ND		0.10	0.024	mg/Kg		08/16/23 19:28	08/20/23 16:05	2
Cadmium	ND		0.10	0.040	mg/Kg		08/16/23 19:28	08/20/23 16:05	2
Chromium	ND		0.40	0.19	mg/Kg		08/16/23 19:28	08/20/23 16:05	2
Cobalt	ND		0.20	0.080	mg/Kg		08/16/23 19:28	08/20/23 16:05	2
Copper	ND		0.40	0.18	mg/Kg		08/16/23 19:28	08/20/23 16:05	2
Iron	ND		20	9.2	mg/Kg		08/16/23 19:28	08/20/23 16:05	2
Lead	ND		0.20	0.076	mg/Kg		08/16/23 19:28	08/20/23 16:05	2
Magnesium	ND		10	4.9	mg/Kg		08/16/23 19:28	08/20/23 16:05	2
Manganese	ND		0.40	0.20	mg/Kg		08/16/23 19:28	08/20/23 16:05	2
Nickel	ND		0.40	0.19	mg/Kg		08/16/23 19:28	08/20/23 16:05	2
Potassium	ND		40	16	mg/Kg		08/16/23 19:28	08/20/23 16:05	2
Selenium	ND		0.40	0.10	mg/Kg		08/16/23 19:28	08/20/23 16:05	2
Silver	ND		0.10	0.041	mg/Kg		08/16/23 19:28	08/20/23 16:05	2
Sodium	ND		50	24	mg/Kg		08/16/23 19:28	08/20/23 16:05	2
Thallium	ND		0.10	0.039	mg/Kg		08/16/23 19:28	08/20/23 16:05	2
Zinc	ND		30	4.0	mg/Kg		08/16/23 19:28	08/20/23 16:05	2

Eurofins Lancaster Laboratories Environment Testing, LLC

QC Sample Results

Client: Integral Consulting Inc NYSERDA FOIL Response, January 30, 2024 (R000359-122823)

PDF Page 192 of 526 Job ID: 410-139126-1

Project/Site: Solar Farm/Battery NY State

Method: 6020B - Metals (ICP/MS) (Continued)

Lab Sample ID: MB 410-409122/1-A ^2
 Matrix: Solid
 Analysis Batch: 410365

Client Sample ID: Method Blank
 Prep Type: Total/NA
 Prep Batch: 409122

Analyte	MB Result	MB Qualifier	RL	MDL	Unit	D	Prepared	Analyzed	Dil Fac
Vanadium	ND		0.80	0.20	mg/Kg		08/16/23 19:28	08/20/23 16:05	2

Lab Sample ID: MB 410-409122/1-A ^2
 Matrix: Solid
 Analysis Batch: 410430

Client Sample ID: Method Blank
 Prep Type: Total/NA
 Prep Batch: 409122

Analyte	MB Result	MB Qualifier	RL	MDL	Unit	D	Prepared	Analyzed	Dil Fac
Calcium	ND		40	20	mg/Kg		08/16/23 19:28	08/21/23 00:33	2

Lab Sample ID: LCS 410-409122/2-A ^2
 Matrix: Solid
 Analysis Batch: 410365

Client Sample ID: Lab Control Sample
 Prep Type: Total/NA
 Prep Batch: 409122

Analyte	Spike Added	LCS Result	LCS Qualifier	Unit	D	%Rec	%Rec Limits
Aluminum	500	515		mg/Kg		103	80 - 120
Antimony	10.0	9.95		mg/Kg		99	80 - 120
Arsenic	50.0	51.0		mg/Kg		102	80 - 120
Barium	50.0	50.3		mg/Kg		101	80 - 120
Beryllium	5.00	5.06		mg/Kg		101	80 - 120
Cadmium	5.00	5.08		mg/Kg		102	80 - 120
Chromium	50.0	50.9		mg/Kg		102	80 - 120
Cobalt	50.0	51.0		mg/Kg		102	80 - 120
Copper	50.0	51.4		mg/Kg		103	80 - 120
Iron	500	509		mg/Kg		102	80 - 120
Lead	5.00	5.00		mg/Kg		100	80 - 120
Magnesium	500	521		mg/Kg		104	80 - 120
Manganese	50.0	50.7		mg/Kg		101	80 - 120
Nickel	50.0	51.0		mg/Kg		102	80 - 120
Potassium	500	507		mg/Kg		101	80 - 120
Selenium	10.0	9.98		mg/Kg		100	80 - 120
Silver	5.00	5.21		mg/Kg		104	80 - 120
Sodium	500	520		mg/Kg		104	80 - 120
Thallium	10.0	9.90		mg/Kg		99	80 - 120
Zinc	50.0	51.1		mg/Kg		102	80 - 120
Vanadium	50.0	50.9		mg/Kg		102	80 - 120

Lab Sample ID: LCS 410-409122/2-A ^2
 Matrix: Solid
 Analysis Batch: 410430

Client Sample ID: Lab Control Sample
 Prep Type: Total/NA
 Prep Batch: 409122

Analyte	Spike Added	LCS Result	LCS Qualifier	Unit	D	%Rec	%Rec Limits
Calcium	500	478		mg/Kg		96	80 - 120

Lab Sample ID: 410-139126-1 MS
 Matrix: Solid
 Analysis Batch: 410430

Client Sample ID: SS-4 (0-0.25) MS
 Prep Type: Total/NA
 Prep Batch: 409122

Analyte	Sample Result	Sample Qualifier	Spike Added	MS Result	MS Qualifier	Unit	D	%Rec	%Rec Limits
Antimony	0.14	J F1	14.9	8.04	F1	mg/Kg	⊛	53	75 - 125
Arsenic	4.6		74.7	74.4		mg/Kg	⊛	93	75 - 125

QC Sample Results

Client: Integral Consulting Inc NYSERDA FOIL Response, January 30, 2024 (R000359-122823)

PDF Page 193 of 526 Job ID: 410-139126-1

Project/Site: Solar Farm/Battery NY State

Method: 6020B - Metals (ICP/MS) (Continued)

Lab Sample ID: 410-139126-1 MS

Matrix: Solid

Analysis Batch: 410430

Client Sample ID: SS-4 (0-0.25) MS

Prep Type: Total/NA

Prep Batch: 409122

Analyte	Sample	Sample	Spike	MS	MS	Unit	D	%Rec	%Rec	Limits
	Result	Qualifier		Result	Qualifier					
Beryllium	1.9		7.47	8.81		mg/Kg	⊛	93	75 - 125	
Cadmium	0.63	^5-	7.47	8.07	^5-	mg/Kg	⊛	99	75 - 125	
Calcium	10000		747	12900	4	mg/Kg	⊛	320	75 - 125	
Chromium	54	F1	74.7	135		mg/Kg	⊛	109	75 - 125	
Cobalt	11		74.7	79.4		mg/Kg	⊛	91	75 - 125	
Copper	35	F1	74.7	109		mg/Kg	⊛	99	75 - 125	
Lead	15	F1	7.47	22.3		mg/Kg	⊛	102	75 - 125	
Magnesium	8300		747	10800	4	mg/Kg	⊛	337	75 - 125	
Manganese	850		74.7	992	4	mg/Kg	⊛	195	75 - 125	
Nickel	38	F1	74.7	113		mg/Kg	⊛	100	75 - 125	
Potassium	6400	F2	747	10300	4	mg/Kg	⊛	521	75 - 125	
Selenium	0.69		14.9	15.1		mg/Kg	⊛	96	75 - 125	
Silver	0.20		7.47	7.55		mg/Kg	⊛	98	75 - 125	
Thallium	0.35		14.9	12.8		mg/Kg	⊛	83	75 - 125	
Zinc	120	F1	74.7	209		mg/Kg	⊛	124	75 - 125	
Vanadium	66	F1	74.7	152		mg/Kg	⊛	116	75 - 125	

Lab Sample ID: 410-139126-1 MS

Matrix: Solid

Analysis Batch: 410430

Client Sample ID: SS-4 (0-0.25) MS

Prep Type: Total/NA

Prep Batch: 409122

Analyte	Sample	Sample	Spike	MS	MS	Unit	D	%Rec	%Rec	Limits
	Result	Qualifier		Result	Qualifier					
Barium	420	F2	74.7	536	4	mg/Kg	⊛	151	75 - 125	
Iron	41000	F2	747	45400	4	mg/Kg	⊛	626	75 - 125	

Lab Sample ID: 410-139126-1 MS

Matrix: Solid

Analysis Batch: 410628

Client Sample ID: SS-4 (0-0.25) MS

Prep Type: Total/NA

Prep Batch: 409122

Analyte	Sample	Sample	Spike	MS	MS	Unit	D	%Rec	%Rec	Limits
	Result	Qualifier		Result	Qualifier					
Sodium	130		747	913		mg/Kg	⊛	104	75 - 125	

Lab Sample ID: 410-139126-1 MS

Matrix: Solid

Analysis Batch: 410628

Client Sample ID: SS-4 (0-0.25) MS

Prep Type: Total/NA

Prep Batch: 409122

Analyte	Sample	Sample	Spike	MS	MS	Unit	D	%Rec	%Rec	Limits
	Result	Qualifier		Result	Qualifier					
Aluminum	46000	^2	747	59200	4	mg/Kg	⊛	1717	75 - 125	

Lab Sample ID: 410-139126-1 MSD

Matrix: Solid

Analysis Batch: 410430

Client Sample ID: SS-4 (0-0.25) MSD

Prep Type: Total/NA

Prep Batch: 409122

Analyte	Sample	Sample	Spike	MSD	MSD	Unit	D	%Rec	%Rec	Limits	RPD	RPD	Limit
	Result	Qualifier		Result	Qualifier								
Antimony	0.14	J F1	13.4	7.92	F1	mg/Kg	⊛	58	75 - 125	2	20		
Arsenic	4.6		67.1	80.1		mg/Kg	⊛	113	75 - 125	7	20		
Beryllium	1.9		6.71	9.95		mg/Kg	⊛	121	75 - 125	12	20		
Cadmium	0.63	^5-	6.71	8.91	^5-	mg/Kg	⊛	123	75 - 125	10	20		
Calcium	10000		671	15400	4	mg/Kg	⊛	741	75 - 125	18	20		
Chromium	54	F1	67.1	157	F1	mg/Kg	⊛	153	75 - 125	15	20		

Euofins Lancaster Laboratories Environment Testing, LLC

QC Sample Results

Client: Integral Consulting Inc NYSERDA FOIL Response, January 30, 2024 (R000359-122823)

PDF Page 194 of 526 Job ID: 410-139126-1

Project/Site: Solar Farm/Battery NY State

Method: 6020B - Metals (ICP/MS) (Continued)

Lab Sample ID: 410-139126-1 MSD

Matrix: Solid

Analysis Batch: 410430

Client Sample ID: SS-4 (0-0.25) MSD

Prep Type: Total/NA

Prep Batch: 409122

Analyte	Sample	Sample	Spike	MSD		Unit	D	%Rec	%Rec	RPD	Limit
	Result	Qualifier		Result	Qualifier				Limits		
Cobalt	11		67.1	86.3		mg/Kg	☼	112	75 - 125	8	20
Copper	35	F1	67.1	121	F1	mg/Kg	☼	128	75 - 125	10	20
Lead	15	F1	6.71	25.0	F1	mg/Kg	☼	154	75 - 125	11	20
Magnesium	8300		671	13000	4	mg/Kg	☼	708	75 - 125	19	20
Manganese	850		67.1	1180	4	mg/Kg	☼	504	75 - 125	18	20
Nickel	38	F1	67.1	126	F1	mg/Kg	☼	131	75 - 125	11	20
Potassium	6400	F2	671	13300	4 F2	mg/Kg	☼	1036	75 - 125	26	20
Selenium	0.69		13.4	16.4		mg/Kg	☼	117	75 - 125	8	20
Silver	0.20		6.71	8.09		mg/Kg	☼	118	75 - 125	7	20
Thallium	0.35		13.4	13.0		mg/Kg	☼	94	75 - 125	2	20
Zinc	120	F1	67.1	240	F1	mg/Kg	☼	185	75 - 125	14	20
Vanadium	66	F1	67.1	177	F1	mg/Kg	☼	167	75 - 125	15	20

Lab Sample ID: 410-139126-1 MSD

Matrix: Solid

Analysis Batch: 410430

Client Sample ID: SS-4 (0-0.25) MSD

Prep Type: Total/NA

Prep Batch: 409122

Analyte	Sample	Sample	Spike	MSD		Unit	D	%Rec	%Rec	RPD	Limit
	Result	Qualifier		Result	Qualifier				Limits		
Barium	420	F2	67.1	671	4 F2	mg/Kg	☼	370	75 - 125	22	20
Iron	41000	F2	671	56700	4 F2	mg/Kg	☼	2390	75 - 125	22	20

Lab Sample ID: 410-139126-1 MSD

Matrix: Solid

Analysis Batch: 410628

Client Sample ID: SS-4 (0-0.25) MSD

Prep Type: Total/NA

Prep Batch: 409122

Analyte	Sample	Sample	Spike	MSD		Unit	D	%Rec	%Rec	RPD	Limit
	Result	Qualifier		Result	Qualifier				Limits		
Sodium	130		671	844		mg/Kg	☼	106	75 - 125	8	20

Lab Sample ID: 410-139126-1 MSD

Matrix: Solid

Analysis Batch: 410628

Client Sample ID: SS-4 (0-0.25) MSD

Prep Type: Total/NA

Prep Batch: 409122

Analyte	Sample	Sample	Spike	MSD		Unit	D	%Rec	%Rec	RPD	Limit
	Result	Qualifier		Result	Qualifier				Limits		
Aluminum	46000	^2	671	55700	4	mg/Kg	☼	1387	75 - 125	6	20

Lab Sample ID: 410-139126-1 DU

Matrix: Solid

Analysis Batch: 410430

Client Sample ID: SS-4 (0-0.25) Dup

Prep Type: Total/NA

Prep Batch: 409122

Analyte	Sample	Sample	DU	DU		Unit	D	RPD	Limit
	Result	Qualifier		Result	Qualifier				
Antimony	0.14	J F1	0.132	J	mg/Kg	☼	4	20	
Arsenic	4.6		4.86		mg/Kg	☼	6	20	
Beryllium	1.9		1.94		mg/Kg	☼	4	20	
Cadmium	0.63	^5-	0.687		mg/Kg	☼	8	20	
Calcium	10000		11900		mg/Kg	☼	13	20	
Chromium	54	F1	56.9		mg/Kg	☼	5	20	
Cobalt	11		12.0		mg/Kg	☼	5	20	
Copper	35	F1	37.0		mg/Kg	☼	6	20	
Lead	15	F1	15.2		mg/Kg	☼	3	20	
Magnesium	8300		8980		mg/Kg	☼	8	20	

QC Sample Results

Client: Integral Consulting Inc NYSERDA FOIL Response, January 30, 2024 (R000359-122823)

PDF Page 195 of 526
Job ID: 410-139126-1

Project/Site: Solar Farm/Battery NY State

Method: 6020B - Metals (ICP/MS) (Continued)

Lab Sample ID: 410-139126-1 DU

Matrix: Solid

Analysis Batch: 410430

Client Sample ID: SS-4 (0-0.25) Dup

Prep Type: Total/NA

Prep Batch: 409122

Analyte	Sample	Sample	DU	DU	Unit	D	RPD	Limit
	Result	Qualifier	Result	Qualifier				
Manganese	850		900		mg/Kg	☼	6	20
Nickel	38	F1	40.8		mg/Kg	☼	7	20
Potassium	6400	F2	6760		mg/Kg	☼	6	20
Selenium	0.69		0.656		mg/Kg	☼	6	20
Silver	0.20		0.192		mg/Kg	☼	5	20
Thallium	0.35		0.366		mg/Kg	☼	5	20
Zinc	120	F1	125		mg/Kg	☼	8	20
Vanadium	66	F1	69.4		mg/Kg	☼	6	20

Lab Sample ID: 410-139126-1 DU

Matrix: Solid

Analysis Batch: 410430

Client Sample ID: SS-4 (0-0.25) Dup

Prep Type: Total/NA

Prep Batch: 409122

Analyte	Sample	Sample	DU	DU	Unit	D	RPD	Limit
	Result	Qualifier	Result	Qualifier				
Barium	420	F2	467		mg/Kg	☼	10	20
Iron	41000	F2	44700		mg/Kg	☼	9	20

Lab Sample ID: 410-139126-1 DU

Matrix: Solid

Analysis Batch: 410628

Client Sample ID: SS-4 (0-0.25) Dup

Prep Type: Total/NA

Prep Batch: 409122

Analyte	Sample	Sample	DU	DU	Unit	D	RPD	Limit
	Result	Qualifier	Result	Qualifier				
Sodium	130		137		mg/Kg	☼	2	20

Lab Sample ID: 410-139126-1 DU

Matrix: Solid

Analysis Batch: 410628

Client Sample ID: SS-4 (0-0.25) Dup

Prep Type: Total/NA

Prep Batch: 409122

Analyte	Sample	Sample	DU	DU	Unit	D	RPD	Limit
	Result	Qualifier	Result	Qualifier				
Aluminum	46000	^2	49000		mg/Kg	☼	6	20

Lab Sample ID: MB 410-409132/1-A ^2

Matrix: Solid

Analysis Batch: 411315

Client Sample ID: Method Blank

Prep Type: Total/NA

Prep Batch: 409132

Analyte	MB	MB	RL	MDL	Unit	D	Prepared	Analyzed	Dil Fac
	Result	Qualifier							
Aluminum	ND		20	9.9	mg/Kg		08/16/23 19:52	08/22/23 13:24	2
Antimony	ND		0.20	0.080	mg/Kg		08/16/23 19:52	08/22/23 13:24	2
Arsenic	ND		0.40	0.13	mg/Kg		08/16/23 19:52	08/22/23 13:24	2
Barium	ND		0.40	0.18	mg/Kg		08/16/23 19:52	08/22/23 13:24	2
Beryllium	ND		0.10	0.024	mg/Kg		08/16/23 19:52	08/22/23 13:24	2
Cadmium	ND		0.10	0.040	mg/Kg		08/16/23 19:52	08/22/23 13:24	2
Calcium	ND		40	20	mg/Kg		08/16/23 19:52	08/22/23 13:24	2
Chromium	ND		0.40	0.19	mg/Kg		08/16/23 19:52	08/22/23 13:24	2
Cobalt	ND		0.20	0.080	mg/Kg		08/16/23 19:52	08/22/23 13:24	2
Copper	ND		0.40	0.18	mg/Kg		08/16/23 19:52	08/22/23 13:24	2
Iron	ND		20	9.2	mg/Kg		08/16/23 19:52	08/22/23 13:24	2
Lead	ND		0.20	0.076	mg/Kg		08/16/23 19:52	08/22/23 13:24	2
Magnesium	ND		10	4.9	mg/Kg		08/16/23 19:52	08/22/23 13:24	2
Manganese	ND		0.40	0.20	mg/Kg		08/16/23 19:52	08/22/23 13:24	2

Eurofins Lancaster Laboratories Environment Testing, LLC

QC Sample Results

Client: Integral Consulting Inc NYSERDA FOIL Response, January 30, 2024 (R000359-122823)

PDF Page 196 of 526 Job ID: 410-139126-1

Project/Site: Solar Farm/Battery NY State

Method: 6020B - Metals (ICP/MS) (Continued)

Lab Sample ID: MB 410-409132/1-A ^2

Client Sample ID: Method Blank

Matrix: Solid

Prep Type: Total/NA

Analysis Batch: 411315

Prep Batch: 409132

Analyte	MB	MB	RL	MDL	Unit	D	Prepared	Analyzed	Dil Fac
	Result	Qualifier							
Nickel	ND		0.40	0.19	mg/Kg		08/16/23 19:52	08/22/23 13:24	2
Potassium	ND		40	16	mg/Kg		08/16/23 19:52	08/22/23 13:24	2
Selenium	ND		0.40	0.10	mg/Kg		08/16/23 19:52	08/22/23 13:24	2
Silver	ND		0.10	0.041	mg/Kg		08/16/23 19:52	08/22/23 13:24	2
Sodium	ND		50	24	mg/Kg		08/16/23 19:52	08/22/23 13:24	2
Thallium	ND		0.10	0.039	mg/Kg		08/16/23 19:52	08/22/23 13:24	2
Zinc	ND		30	4.0	mg/Kg		08/16/23 19:52	08/22/23 13:24	2
Vanadium	ND		0.80	0.20	mg/Kg		08/16/23 19:52	08/22/23 13:24	2

Lab Sample ID: LCS 410-409132/2-A ^2

Client Sample ID: Lab Control Sample

Matrix: Solid

Prep Type: Total/NA

Analysis Batch: 411315

Prep Batch: 409132

Analyte	Spike Added	LCS Result	LCS Qualifier	Unit	D	%Rec	%Rec Limits
Antimony	10.0	10.1		mg/Kg		101	80 - 120
Arsenic	50.0	50.4		mg/Kg		101	80 - 120
Barium	50.0	51.4		mg/Kg		103	80 - 120
Beryllium	5.00	4.91		mg/Kg		98	80 - 120
Cadmium	5.00	5.10		mg/Kg		102	80 - 120
Calcium	500	507		mg/Kg		101	80 - 120
Chromium	50.0	50.3		mg/Kg		101	80 - 120
Cobalt	50.0	51.6		mg/Kg		103	80 - 120
Copper	50.0	51.7		mg/Kg		103	80 - 120
Iron	500	518		mg/Kg		104	80 - 120
Lead	5.00	5.06		mg/Kg		101	80 - 120
Magnesium	500	508		mg/Kg		102	80 - 120
Manganese	50.0	50.6		mg/Kg		101	80 - 120
Nickel	50.0	51.7		mg/Kg		103	80 - 120
Potassium	500	507		mg/Kg		101	80 - 120
Selenium	10.0	10.0		mg/Kg		100	80 - 120
Silver	5.00	5.30		mg/Kg		106	80 - 120
Sodium	500	509		mg/Kg		102	80 - 120
Thallium	10.0	10.1		mg/Kg		101	80 - 120
Zinc	50.0	50.5		mg/Kg		101	80 - 120
Vanadium	50.0	50.7		mg/Kg		101	80 - 120

Lab Sample ID: 410-139126-3 MS

Client Sample ID: SS-11 (0-0.25) MS

Matrix: Solid

Prep Type: Total/NA

Analysis Batch: 411315

Prep Batch: 409132

Analyte	Sample	Sample	Spike Added	MS	MS	Unit	D	%Rec	%Rec Limits
	Result	Qualifier		Result	Qualifier				
Antimony	ND	F1 F2	9.13	4.49	F1	mg/Kg	☼	49	75 - 125
Arsenic	4.5	F2	45.7	46.9		mg/Kg	☼	93	75 - 125
Beryllium	1.4	F2	4.57	5.99		mg/Kg	☼	100	75 - 125
Cadmium	0.19	F2	4.57	4.60		mg/Kg	☼	97	75 - 125
Calcium	8900	F2	457	6830	4	mg/Kg	☼	-458	75 - 125
Chromium	51		45.7	97.9		mg/Kg	☼	102	75 - 125
Cobalt	18		45.7	63.3		mg/Kg	☼	99	75 - 125

QC Sample Results

Client: Integral Consulting Inc NYSERDA FOIL Response, January 30, 2024 (R000359-122823)

PDF Page 197 of 526 Job ID: 410-139126-1

Project/Site: Solar Farm/Battery NY State

Method: 6020B - Metals (ICP/MS) (Continued)

Lab Sample ID: 410-139126-3 MS

Matrix: Solid

Analysis Batch: 411315

Client Sample ID: SS-11 (0-0.25) MS

Prep Type: Total/NA

Prep Batch: 409132

Analyte	Sample	Sample	Spike	MS	MS	Unit	D	%Rec	%Rec	Limits
	Result	Qualifier		Result	Qualifier					
Copper	27		45.7	68.0		mg/Kg	⊛	90	75 - 125	
Lead	18	F1	4.57	21.8		mg/Kg	⊛	85	75 - 125	
Magnesium	11000		457	11300	4	mg/Kg	⊛	-20	75 - 125	
Manganese	950		45.7	908	E 4	mg/Kg	⊛	-96	75 - 125	
Nickel	34		45.7	73.9		mg/Kg	⊛	88	75 - 125	
Potassium	7100		457	9020	4	mg/Kg	⊛	412	75 - 125	
Selenium	0.27	J F2	9.13	8.75		mg/Kg	⊛	93	75 - 125	
Silver	0.059	J F2	4.57	4.47		mg/Kg	⊛	97	75 - 125	
Sodium	430	F1 F2	457	711	F1	mg/Kg	⊛	63	75 - 125	
Thallium	0.38	F2	9.13	8.31		mg/Kg	⊛	87	75 - 125	
Zinc	100		45.7	147		mg/Kg	⊛	98	75 - 125	
Vanadium	81		45.7	131		mg/Kg	⊛	110	75 - 125	

Lab Sample ID: 410-139126-3 MS

Matrix: Solid

Analysis Batch: 411315

Client Sample ID: SS-11 (0-0.25) MS

Prep Type: Total/NA

Prep Batch: 409132

Analyte	Sample	Sample	Spike	MS	MS	Unit	D	%Rec	%Rec	Limits
	Result	Qualifier		Result	Qualifier					
Aluminum	33000	^2	457	42100	4	mg/Kg	⊛	1972	75 - 125	
Barium	250		45.7	289	4	mg/Kg	⊛	81	75 - 125	
Iron	38000	^2	457	40800	4	mg/Kg	⊛	679	75 - 125	

Lab Sample ID: 410-139126-3 MSD

Matrix: Solid

Analysis Batch: 411315

Client Sample ID: SS-11 (0-0.25) MSD

Prep Type: Total/NA

Prep Batch: 409132

Analyte	Sample	Sample	Spike	MSD	MSD	Unit	D	%Rec	%Rec	Limits	RPD	RPD
	Result	Qualifier		Result	Qualifier						Limit	Limit
Antimony	ND	F1 F2	12.8	7.23	F1 F2	mg/Kg	⊛	56	75 - 125	47	20	
Arsenic	4.5	F2	64.1	61.5	F2	mg/Kg	⊛	89	75 - 125	27	20	
Beryllium	1.4	F2	6.41	7.58	F2	mg/Kg	⊛	96	75 - 125	23	20	
Cadmium	0.19	F2	6.41	6.23	F2	mg/Kg	⊛	94	75 - 125	30	20	
Calcium	8900	F2	641	8630	4 F2	mg/Kg	⊛	-45	75 - 125	23	20	
Chromium	51		64.1	108		mg/Kg	⊛	88	75 - 125	10	20	
Cobalt	18		64.1	75.6		mg/Kg	⊛	89	75 - 125	18	20	
Copper	27		64.1	81.1		mg/Kg	⊛	84	75 - 125	17	20	
Lead	18	F1	6.41	21.7	F1	mg/Kg	⊛	59	75 - 125	0	20	
Magnesium	11000		641	10800	4	mg/Kg	⊛	-97	75 - 125	5	20	
Manganese	950		64.1	808	4	mg/Kg	⊛	-225	75 - 125	12	20	
Nickel	34		64.1	86.4		mg/Kg	⊛	82	75 - 125	16	20	
Potassium	7100		641	9050	4	mg/Kg	⊛	298	75 - 125	0	20	
Selenium	0.27	J F2	12.8	11.8	F2	mg/Kg	⊛	90	75 - 125	30	20	
Silver	0.059	J F2	6.41	6.21	F2	mg/Kg	⊛	96	75 - 125	32	20	
Sodium	430	F1 F2	641	876	F1 F2	mg/Kg	⊛	70	75 - 125	21	20	
Thallium	0.38	F2	12.8	11.6	F2	mg/Kg	⊛	87	75 - 125	33	20	
Zinc	100		64.1	151		mg/Kg	⊛	76	75 - 125	3	20	
Vanadium	81		64.1	137		mg/Kg	⊛	88	75 - 125	4	20	

QC Sample Results

Client: Integral Consulting Inc NYSERDA FOIL Response, January 30, 2024 (R000359-122823)

PDF Page 198 of 526 Job ID: 410-139126-1

Project/Site: Solar Farm/Battery NY State

Method: 6020B - Metals (ICP/MS) (Continued)

Lab Sample ID: 410-139126-3 MSD

Matrix: Solid

Analysis Batch: 411315

Client Sample ID: SS-11 (0-0.25) MSD

Prep Type: Total/NA

Prep Batch: 409132

Analyte	Sample	Sample	Spike	MSD	MSD	Unit	D	%Rec	%Rec	RPD	RPD
	Result	Qualifier	Added	Result	Qualifier				Limits		Limit
Aluminum	33000	^2	641	39200	4	mg/Kg	⊛	945	75 - 125	7	20
Barium	250		64.1	303		mg/Kg	⊛	79	75 - 125	5	20
Iron	38000	^2	641	36600	4	mg/Kg	⊛	-162	75 - 125	11	20

Lab Sample ID: 410-139126-3 DU

Matrix: Solid

Analysis Batch: 411315

Client Sample ID: SS-11 (0-0.25) Dup

Prep Type: Total/NA

Prep Batch: 409132

Analyte	Sample	Sample	DU	DU	Unit	D	RPD	RPD
	Result	Qualifier	Result	Qualifier				Limit
Antimony	ND	F1 F2	0.112	J	mg/Kg	⊛	NC	20
Arsenic	4.5	F2	4.61		mg/Kg	⊛	2	20
Beryllium	1.4	F2	1.45		mg/Kg	⊛	3	20
Cadmium	0.19	F2	0.190		mg/Kg	⊛	1	20
Calcium	8900	F2	7080	F3	mg/Kg	⊛	23	20
Chromium	51		52.2		mg/Kg	⊛	2	20
Cobalt	18		18.9		mg/Kg	⊛	3	20
Copper	27		27.2		mg/Kg	⊛	0.9	20
Lead	18	F1	17.1		mg/Kg	⊛	5	20
Magnesium	11000		11300		mg/Kg	⊛	0.5	20
Manganese	950		974		mg/Kg	⊛	2	20
Nickel	34		33.7		mg/Kg	⊛	0.3	20
Potassium	7100		7090		mg/Kg	⊛	0.6	20
Selenium	0.27	J F2	0.274	J	mg/Kg	⊛	0.9	20
Silver	0.059	J F2	0.0722	J	mg/Kg	⊛	19	20
Sodium	430	F1 F2	450		mg/Kg	⊛	6	20
Thallium	0.38	F2	0.357		mg/Kg	⊛	7	20
Zinc	100		103		mg/Kg	⊛	0.9	20
Vanadium	81		80.7		mg/Kg	⊛	0.1	20

Lab Sample ID: 410-139126-3 DU

Matrix: Solid

Analysis Batch: 411315

Client Sample ID: SS-11 (0-0.25) Dup

Prep Type: Total/NA

Prep Batch: 409132

Analyte	Sample	Sample	DU	DU	Unit	D	RPD	RPD
	Result	Qualifier	Result	Qualifier				Limit
Aluminum	33000	^2	33900		mg/Kg	⊛	2	20
Barium	250		261		mg/Kg	⊛	3	20
Iron	38000	^2	39100		mg/Kg	⊛	4	20

Lab Sample ID: MB 410-408858/1-A

Matrix: Water

Analysis Batch: 410628

Client Sample ID: Method Blank

Prep Type: Total Recoverable

Prep Batch: 408858

Analyte	MB	MB	RL	MDL	Unit	D	Prepared	Analyzed	Dil Fac
	Result	Qualifier							
Aluminum	ND		25	12	ug/L		08/16/23 09:39	08/21/23 08:43	1
Antimony	ND		1.0	0.20	ug/L		08/16/23 09:39	08/21/23 08:43	1
Arsenic	ND		2.0	0.68	ug/L		08/16/23 09:39	08/21/23 08:43	1
Barium	ND		2.0	0.75	ug/L		08/16/23 09:39	08/21/23 08:43	1
Beryllium	ND		0.50	0.12	ug/L		08/16/23 09:39	08/21/23 08:43	1
Cadmium	ND		0.50	0.15	ug/L		08/16/23 09:39	08/21/23 08:43	1

QC Sample Results

Client: Integral Consulting Inc NYSERDA FOIL Response, January 30, 2024 (R000359-122823)

PDF Page 199 of 526 Job ID: 410-139126-1

Project/Site: Solar Farm/Battery NY State

Method: 6020B - Metals (ICP/MS) (Continued)

Lab Sample ID: MB 410-408858/1-A

Matrix: Water

Analysis Batch: 410628

Client Sample ID: Method Blank

Prep Type: Total Recoverable

Prep Batch: 408858

Analyte	MB Result	MB Qualifier	RL	MDL	Unit	D	Prepared	Analyzed	Dil Fac
Calcium	ND		120	50	ug/L		08/16/23 09:39	08/21/23 08:43	1
Chromium	ND		2.0	0.55	ug/L		08/16/23 09:39	08/21/23 08:43	1
Cobalt	ND		0.50	0.16	ug/L		08/16/23 09:39	08/21/23 08:43	1
Copper	ND		1.0	0.36	ug/L		08/16/23 09:39	08/21/23 08:43	1
Iron	ND		50	20	ug/L		08/16/23 09:39	08/21/23 08:43	1
Lead	ND		0.50	0.12	ug/L		08/16/23 09:39	08/21/23 08:43	1
Magnesium	ND		50	16	ug/L		08/16/23 09:39	08/21/23 08:43	1
Manganese	ND		2.0	0.95	ug/L		08/16/23 09:39	08/21/23 08:43	1
Nickel	ND		1.0	0.40	ug/L		08/16/23 09:39	08/21/23 08:43	1
Potassium	ND		200	65	ug/L		08/16/23 09:39	08/21/23 08:43	1
Selenium	ND		1.0	0.28	ug/L		08/16/23 09:39	08/21/23 08:43	1
Silver	ND		0.50	0.10	ug/L		08/16/23 09:39	08/21/23 08:43	1
Sodium	ND		200	90	ug/L		08/16/23 09:39	08/21/23 08:43	1
Thallium	ND		0.50	0.13	ug/L		08/16/23 09:39	08/21/23 08:43	1
Zinc	ND		10	4.0	ug/L		08/16/23 09:39	08/21/23 08:43	1
Vanadium	ND		4.0	0.79	ug/L		08/16/23 09:39	08/21/23 08:43	1

Lab Sample ID: LCS 410-408858/2-A

Matrix: Water

Analysis Batch: 410628

Client Sample ID: Lab Control Sample

Prep Type: Total Recoverable

Prep Batch: 408858

Analyte	Spike Added	LCS Result	LCS Qualifier	Unit	D	%Rec	%Rec Limits
Aluminum	5000	5070		ug/L		101	87 - 119
Antimony	100	101		ug/L		101	80 - 120
Arsenic	500	507		ug/L		101	85 - 120
Barium	500	519		ug/L		104	80 - 120
Beryllium	50.0	49.4		ug/L		99	90 - 112
Cadmium	50.0	52.1		ug/L		104	86 - 113
Calcium	5000	5050		ug/L		101	85 - 120
Chromium	500	509		ug/L		102	90 - 115
Cobalt	500	508		ug/L		102	90 - 113
Copper	500	510		ug/L		102	80 - 120
Iron	5000	5130		ug/L		103	88 - 119
Lead	50.0	51.1		ug/L		102	90 - 115
Magnesium	5000	5080		ug/L		102	90 - 112
Manganese	500	510		ug/L		102	89 - 120
Nickel	500	504		ug/L		101	90 - 114
Potassium	5000	5080		ug/L		102	90 - 112
Selenium	100	102		ug/L		102	80 - 120
Silver	50.0	53.2		ug/L		106	88 - 113
Sodium	5000	5060		ug/L		101	89 - 112
Thallium	100	102		ug/L		102	80 - 120
Zinc	500	517		ug/L		103	90 - 115
Vanadium	500	509		ug/L		102	90 - 115

QC Sample Results

Client: Integral Consulting Inc NYSERDA FOIL Response, January 30, 2024 (R000359-122823)

PDF Page 200 of 526 Job ID: 410-139126-1

Project/Site: Solar Farm/Battery NY State

Method: 6020B - Metals (ICP/MS) (Continued)

Lab Sample ID: LCSD 410-408858/3-A
 Matrix: Water
 Analysis Batch: 410628

Client Sample ID: Lab Control Sample Dup
 Prep Type: Total Recoverable
 Prep Batch: 408858

Analyte	Spike Added	LCSD Result	LCSD Qualifier	Unit	D	%Rec	%Rec		RPD	Limit
							Limits	RPD		
Aluminum	5000	5180		ug/L		104	87 - 119	2	20	
Antimony	100	102		ug/L		102	80 - 120	1	20	
Arsenic	500	518		ug/L		104	85 - 120	2	20	
Barium	500	512		ug/L		102	80 - 120	1	20	
Beryllium	50.0	49.7		ug/L		99	90 - 112	1	20	
Cadmium	50.0	51.9		ug/L		104	86 - 113	0	20	
Calcium	5000	5120		ug/L		102	85 - 120	1	20	
Chromium	500	515		ug/L		103	90 - 115	1	20	
Cobalt	500	513		ug/L		103	90 - 113	1	20	
Copper	500	515		ug/L		103	80 - 120	1	20	
Iron	5000	5220		ug/L		104	88 - 119	2	20	
Lead	50.0	51.5		ug/L		103	90 - 115	1	20	
Magnesium	5000	5170		ug/L		103	90 - 112	2	20	
Manganese	500	518		ug/L		104	89 - 120	2	20	
Nickel	500	511		ug/L		102	90 - 114	1	20	
Potassium	5000	5160		ug/L		103	90 - 112	1	20	
Selenium	100	102		ug/L		102	80 - 120	0	20	
Silver	50.0	53.1		ug/L		106	88 - 113	0	20	
Sodium	5000	5150		ug/L		103	89 - 112	2	20	
Thallium	100	103		ug/L		103	80 - 120	1	20	
Zinc	500	520		ug/L		104	90 - 115	1	20	
Vanadium	500	517		ug/L		103	90 - 115	1	20	

Method: 7470A - Mercury (CVAA)

Lab Sample ID: MB 410-409292/1-A
 Matrix: Water
 Analysis Batch: 409949

Client Sample ID: Method Blank
 Prep Type: Total/NA
 Prep Batch: 409292

Analyte	MB MB		RL	MDL	Unit	D	Prepared	Analyzed	Dil Fac
	Result	Qualifier							
Mercury	ND		0.20	0.079	ug/L		08/17/23 08:18	08/18/23 09:57	1

Lab Sample ID: LCS 410-409292/2-A
 Matrix: Water
 Analysis Batch: 409949

Client Sample ID: Lab Control Sample
 Prep Type: Total/NA
 Prep Batch: 409292

Analyte	Spike Added	LCS Result	LCS Qualifier	Unit	D	%Rec	%Rec	
							Limits	RPD
Mercury	1.00	0.999		ug/L		100	80 - 118	

Method: 7471B - Mercury (CVAA)

Lab Sample ID: MB 410-409166/1-A
 Matrix: Solid
 Analysis Batch: 409562

Client Sample ID: Method Blank
 Prep Type: Total/NA
 Prep Batch: 409166

Analyte	MB MB		RL	MDL	Unit	D	Prepared	Analyzed	Dil Fac
	Result	Qualifier							
Mercury	ND		0.036	0.012	mg/Kg		08/16/23 21:34	08/17/23 10:17	1

QC Sample Results

Client: Integral Consulting Inc NYSERDA FOIL Response, January 30, 2024 (R000359-122823)

PDF Page 201 of 526 Job ID: 410-139126-1

Project/Site: Solar Farm/Battery NY State

Method: 7471B - Mercury (CVAA) (Continued)

Lab Sample ID: LCS 410-409166/2-A

Matrix: Solid

Analysis Batch: 409562

Client Sample ID: Lab Control Sample

Prep Type: Total/NA

Prep Batch: 409166

Analyte	Spike Added	LCS Result	LCS Qualifier	Unit	D	%Rec	%Rec Limits
Mercury	0.100	0.106		mg/Kg		106	80 - 120

Lab Sample ID: 410-139126-1 MS

Matrix: Solid

Analysis Batch: 409562

Client Sample ID: SS-4 (0-0.25) MS

Prep Type: Total/NA

Prep Batch: 409166

Analyte	Sample Result	Sample Qualifier	Spike Added	MS Result	MS Qualifier	Unit	D	%Rec	%Rec Limits
Mercury	0.097		0.262	0.399		mg/Kg	✱	115	80 - 120

Lab Sample ID: 410-139126-1 MSD

Matrix: Solid

Analysis Batch: 409562

Client Sample ID: SS-4 (0-0.25) MSD

Prep Type: Total/NA

Prep Batch: 409166

Analyte	Sample Result	Sample Qualifier	Spike Added	MSD Result	MSD Qualifier	Unit	D	%Rec	%Rec Limits	RPD	RPD Limit
Mercury	0.097		0.262	0.375		mg/Kg	✱	106	80 - 120	6	20

Lab Sample ID: 410-139126-1 DU

Matrix: Solid

Analysis Batch: 409562

Client Sample ID: SS-4 (0-0.25) Dup

Prep Type: Total/NA

Prep Batch: 409166

Analyte	Sample Result	Sample Qualifier	Spike Added	DU Result	DU Qualifier	Unit	D	%Rec	%Rec Limits	RPD	RPD Limit
Mercury	0.097			0.0957		mg/Kg	✱			2	20

Lab Sample ID: MB 410-409171/1-A

Matrix: Solid

Analysis Batch: 409562

Client Sample ID: Method Blank

Prep Type: Total/NA

Prep Batch: 409171

Analyte	MB Result	MB Qualifier	RL	MDL	Unit	D	Prepared	Analyzed	Dil Fac
Mercury	ND		0.036	0.012	mg/Kg		08/16/23 22:02	08/17/23 11:38	1

Lab Sample ID: LCS 410-409171/2-A

Matrix: Solid

Analysis Batch: 409562

Client Sample ID: Lab Control Sample

Prep Type: Total/NA

Prep Batch: 409171

Analyte	Spike Added	LCS Result	LCS Qualifier	Unit	D	%Rec	%Rec Limits
Mercury	0.100	0.115		mg/Kg		115	80 - 120

Lab Sample ID: 410-139126-3 MS

Matrix: Solid

Analysis Batch: 409562

Client Sample ID: SS-11 (0-0.25) MS

Prep Type: Total/NA

Prep Batch: 409171

Analyte	Sample Result	Sample Qualifier	Spike Added	MS Result	MS Qualifier	Unit	D	%Rec	%Rec Limits
Mercury	0.065	J	0.222	0.303		mg/Kg	✱	107	80 - 120

Lab Sample ID: 410-139126-3 MSD

Matrix: Solid

Analysis Batch: 409562

Client Sample ID: SS-11 (0-0.25) MSD

Prep Type: Total/NA

Prep Batch: 409171

Analyte	Sample Result	Sample Qualifier	Spike Added	MSD Result	MSD Qualifier	Unit	D	%Rec	%Rec Limits	RPD	RPD Limit
Mercury	0.065	J	0.219	0.291		mg/Kg	✱	104	80 - 120	4	20

QC Sample Results

Client: Integral Consulting Inc
Project/Site: Solar Farm/Battery NY State

PDF Page 202 of 526
Job ID: 410-139126-1

Method: 7471B - Mercury (CVAA)

Lab Sample ID: 410-139126-3 DU

Matrix: Solid

Analysis Batch: 409562

Client Sample ID: SS-11 (0-0.25) Dup

Prep Type: Total/NA

Prep Batch: 409171

Analyte	Sample	Sample	DU	DU	Unit	D	RPD	Limit
	Result	Qualifier	Result	Qualifier				
Mercury	0.065	J	0.0530	J	mg/Kg	*	20	20

- 1
- 2
- 3
- 4
- 5
- 6
- 7
- 8
- 9
- 10
- 11
- 12
- 13
- 14
- 15

QC Association Summary

Client: Integral Consulting Inc NYSERDA FOIL Response, January 30, 2024 (R000359-122823)

PDF Page 203 of 526
Job ID: 410-139126-1

Project/Site: Solar Farm/Battery NY State

GC/MS VOA

Prep Batch: 410615

Lab Sample ID	Client Sample ID	Prep Type	Matrix	Method	Prep Batch
410-139126-1	SS-4 (0-0.25)	Total/NA	Solid	5035	
410-139126-2	SS-4 (0.75-1)	Total/NA	Solid	5035	
410-139126-3	SS-11 (0-0.25)	Total/NA	Solid	5035	
410-139126-4	SS-11 (0.75-1)	Total/NA	Solid	5035	
410-139126-5	SS-10 (0-0.25)	Total/NA	Solid	5035	
410-139126-6	SS-10 (0.75-1)	Total/NA	Solid	5035	
410-139126-1 MS	SS-4 (0-0.25) MS	Total/NA	Solid	5035	
410-139126-1 MSD	SS-4 (0-0.25) MSD	Total/NA	Solid	5035	
410-139126-3 MS	SS-11 (0-0.25) MS	Total/NA	Solid	5035	
410-139126-3 MSD	SS-11 (0-0.25) MSD	Total/NA	Solid	5035	

Analysis Batch: 410772

Lab Sample ID	Client Sample ID	Prep Type	Matrix	Method	Prep Batch
410-139126-7	TB1-20230814	Total/NA	Water	8260D	
410-139126-8	EB1-20230814	Total/NA	Water	8260D	
410-139126-9	EB2-20230814	Total/NA	Water	8260D	
410-139126-10	TB2-20230814	Total/NA	Water	8260D	
MB 410-410772/7	Method Blank	Total/NA	Water	8260D	
LCS 410-410772/4	Lab Control Sample	Total/NA	Water	8260D	
LCSD 410-410772/5	Lab Control Sample Dup	Total/NA	Water	8260D	

Analysis Batch: 412435

Lab Sample ID	Client Sample ID	Prep Type	Matrix	Method	Prep Batch
410-139126-1	SS-4 (0-0.25)	Total/NA	Solid	8260D	410615
410-139126-2	SS-4 (0.75-1)	Total/NA	Solid	8260D	410615
410-139126-3	SS-11 (0-0.25)	Total/NA	Solid	8260D	410615
410-139126-4	SS-11 (0.75-1)	Total/NA	Solid	8260D	410615
410-139126-5	SS-10 (0-0.25)	Total/NA	Solid	8260D	410615
410-139126-6	SS-10 (0.75-1)	Total/NA	Solid	8260D	410615
MB 410-412435/7	Method Blank	Total/NA	Solid	8260D	
LCS 410-412435/4	Lab Control Sample	Total/NA	Solid	8260D	
LCSD 410-412435/5	Lab Control Sample Dup	Total/NA	Solid	8260D	
410-139126-1 MS	SS-4 (0-0.25) MS	Total/NA	Solid	8260D	410615
410-139126-1 MSD	SS-4 (0-0.25) MSD	Total/NA	Solid	8260D	410615
410-139126-3 MS	SS-11 (0-0.25) MS	Total/NA	Solid	8260D	410615
410-139126-3 MSD	SS-11 (0-0.25) MSD	Total/NA	Solid	8260D	410615

GC/MS Semi VOA

Prep Batch: 409814

Lab Sample ID	Client Sample ID	Prep Type	Matrix	Method	Prep Batch
410-139126-8	EB1-20230814	Total/NA	Water	3510C	
410-139126-9	EB2-20230814	Total/NA	Water	3510C	
MB 410-409814/1-A	Method Blank	Total/NA	Water	3510C	
LCS 410-409814/2-A	Lab Control Sample	Total/NA	Water	3510C	

Prep Batch: 410100

Lab Sample ID	Client Sample ID	Prep Type	Matrix	Method	Prep Batch
410-139126-5	SS-10 (0-0.25)	Total/NA	Solid	3546	
410-139126-6	SS-10 (0.75-1)	Total/NA	Solid	3546	
MB 410-410100/1-A	Method Blank	Total/NA	Solid	3546	

Eurofins Lancaster Laboratories Environment Testing, LLC

QC Association Summary

Client: Integral Consulting Inc
 Project/Site: Solar Farm/Battery NY State

PDF Page 204 of 526
 Job ID: 410-139126-1

GC/MS Semi VOA (Continued)

Prep Batch: 410100 (Continued)

Lab Sample ID	Client Sample ID	Prep Type	Matrix	Method	Prep Batch
LCS 410-410100/2-A	Lab Control Sample	Total/NA	Solid	3546	

Analysis Batch: 410233

Lab Sample ID	Client Sample ID	Prep Type	Matrix	Method	Prep Batch
410-139126-8	EB1-20230814	Total/NA	Water	8270E	409814
410-139126-9	EB2-20230814	Total/NA	Water	8270E	409814
MB 410-409814/1-A	Method Blank	Total/NA	Water	8270E	409814
LCS 410-409814/2-A	Lab Control Sample	Total/NA	Water	8270E	409814

Analysis Batch: 410256

Lab Sample ID	Client Sample ID	Prep Type	Matrix	Method	Prep Batch
410-139126-5	SS-10 (0-0.25)	Total/NA	Solid	8270E	410100
410-139126-6	SS-10 (0.75-1)	Total/NA	Solid	8270E	410100
MB 410-410100/1-A	Method Blank	Total/NA	Solid	8270E	410100
LCS 410-410100/2-A	Lab Control Sample	Total/NA	Solid	8270E	410100

Prep Batch: 411241

Lab Sample ID	Client Sample ID	Prep Type	Matrix	Method	Prep Batch
410-139126-1	SS-4 (0-0.25)	Total/NA	Solid	3546	
410-139126-2	SS-4 (0.75-1)	Total/NA	Solid	3546	
410-139126-3	SS-11 (0-0.25)	Total/NA	Solid	3546	
410-139126-4	SS-11 (0.75-1)	Total/NA	Solid	3546	
MB 410-411241/1-A	Method Blank	Total/NA	Solid	3546	
LCS 410-411241/2-A	Lab Control Sample	Total/NA	Solid	3546	
410-139126-1 MS	SS-4 (0-0.25) MS	Total/NA	Solid	3546	
410-139126-1 MSD	SS-4 (0-0.25) MSD	Total/NA	Solid	3546	
410-139126-3 MS	SS-11 (0-0.25) MS	Total/NA	Solid	3546	
410-139126-3 MSD	SS-11 (0-0.25) MSD	Total/NA	Solid	3546	

Analysis Batch: 411483

Lab Sample ID	Client Sample ID	Prep Type	Matrix	Method	Prep Batch
410-139126-1	SS-4 (0-0.25)	Total/NA	Solid	8270E	411241
410-139126-3	SS-11 (0-0.25)	Total/NA	Solid	8270E	411241
MB 410-411241/1-A	Method Blank	Total/NA	Solid	8270E	411241
LCS 410-411241/2-A	Lab Control Sample	Total/NA	Solid	8270E	411241
410-139126-1 MS	SS-4 (0-0.25) MS	Total/NA	Solid	8270E	411241
410-139126-1 MSD	SS-4 (0-0.25) MSD	Total/NA	Solid	8270E	411241
410-139126-3 MS	SS-11 (0-0.25) MS	Total/NA	Solid	8270E	411241
410-139126-3 MSD	SS-11 (0-0.25) MSD	Total/NA	Solid	8270E	411241

Analysis Batch: 411723

Lab Sample ID	Client Sample ID	Prep Type	Matrix	Method	Prep Batch
410-139126-2	SS-4 (0.75-1)	Total/NA	Solid	8270E	411241
410-139126-4	SS-11 (0.75-1)	Total/NA	Solid	8270E	411241

Metals

Prep Batch: 408858

Lab Sample ID	Client Sample ID	Prep Type	Matrix	Method	Prep Batch
410-139126-8	EB1-20230814	Total Recoverable	Water	3005A	
410-139126-9	EB2-20230814	Total Recoverable	Water	3005A	

Eurofins Lancaster Laboratories Environment Testing, LLC

QC Association Summary

Client: Integral Consulting Inc
 Project/Site: Solar Farm/Battery NY State

PDF Page 205 of 526
 Job ID: 410-139126-1

Metals (Continued)

Prep Batch: 408858 (Continued)

Lab Sample ID	Client Sample ID	Prep Type	Matrix	Method	Prep Batch
MB 410-408858/1-A	Method Blank	Total Recoverable	Water	3005A	
LCS 410-408858/2-A	Lab Control Sample	Total Recoverable	Water	3005A	
LCSD 410-408858/3-A	Lab Control Sample Dup	Total Recoverable	Water	3005A	

Prep Batch: 409122

Lab Sample ID	Client Sample ID	Prep Type	Matrix	Method	Prep Batch
410-139126-1	SS-4 (0-0.25)	Total/NA	Solid	3050B	
410-139126-2	SS-4 (0.75-1)	Total/NA	Solid	3050B	
410-139126-4	SS-11 (0.75-1)	Total/NA	Solid	3050B	
410-139126-5	SS-10 (0-0.25)	Total/NA	Solid	3050B	
410-139126-6	SS-10 (0.75-1)	Total/NA	Solid	3050B	
MB 410-409122/1-A	Method Blank	Total/NA	Solid	3050B	
MB 410-409122/1-A ^2	Method Blank	Total/NA	Solid	3050B	
LCS 410-409122/2-A	Lab Control Sample	Total/NA	Solid	3050B	
LCS 410-409122/2-A ^2	Lab Control Sample	Total/NA	Solid	3050B	
410-139126-1 MS	SS-4 (0-0.25) MS	Total/NA	Solid	3050B	
410-139126-1 MSD	SS-4 (0-0.25) MSD	Total/NA	Solid	3050B	
410-139126-1 DU	SS-4 (0-0.25) Dup	Total/NA	Solid	3050B	

Prep Batch: 409132

Lab Sample ID	Client Sample ID	Prep Type	Matrix	Method	Prep Batch
410-139126-3	SS-11 (0-0.25)	Total/NA	Solid	3050B	
MB 410-409132/1-A	Method Blank	Total/NA	Solid	3050B	
MB 410-409132/1-A ^2	Method Blank	Total/NA	Solid	3050B	
LCS 410-409132/2-A	Lab Control Sample	Total/NA	Solid	3050B	
LCS 410-409132/2-A ^2	Lab Control Sample	Total/NA	Solid	3050B	
410-139126-3 MS	SS-11 (0-0.25) MS	Total/NA	Solid	3050B	
410-139126-3 MSD	SS-11 (0-0.25) MSD	Total/NA	Solid	3050B	
410-139126-3 DU	SS-11 (0-0.25) Dup	Total/NA	Solid	3050B	

Prep Batch: 409166

Lab Sample ID	Client Sample ID	Prep Type	Matrix	Method	Prep Batch
410-139126-1	SS-4 (0-0.25)	Total/NA	Solid	7471B	
410-139126-2	SS-4 (0.75-1)	Total/NA	Solid	7471B	
410-139126-4	SS-11 (0.75-1)	Total/NA	Solid	7471B	
410-139126-5	SS-10 (0-0.25)	Total/NA	Solid	7471B	
410-139126-6	SS-10 (0.75-1)	Total/NA	Solid	7471B	
MB 410-409166/1-A	Method Blank	Total/NA	Solid	7471B	
LCS 410-409166/2-A	Lab Control Sample	Total/NA	Solid	7471B	
410-139126-1 MS	SS-4 (0-0.25) MS	Total/NA	Solid	7471B	
410-139126-1 MSD	SS-4 (0-0.25) MSD	Total/NA	Solid	7471B	
410-139126-1 DU	SS-4 (0-0.25) Dup	Total/NA	Solid	7471B	

Prep Batch: 409171

Lab Sample ID	Client Sample ID	Prep Type	Matrix	Method	Prep Batch
410-139126-3	SS-11 (0-0.25)	Total/NA	Solid	7471B	
MB 410-409171/1-A	Method Blank	Total/NA	Solid	7471B	
LCS 410-409171/2-A	Lab Control Sample	Total/NA	Solid	7471B	
410-139126-3 MS	SS-11 (0-0.25) MS	Total/NA	Solid	7471B	
410-139126-3 MSD	SS-11 (0-0.25) MSD	Total/NA	Solid	7471B	
410-139126-3 DU	SS-11 (0-0.25) Dup	Total/NA	Solid	7471B	

QC Association Summary

Client: Integral Consulting Inc NYSERDA FOIL Response, January 30, 2024 (R000359-122823)

PDF Page 206 of 526 Job ID: 410-139126-1

Project/Site: Solar Farm/Battery NY State

Metals

Prep Batch: 409292

Lab Sample ID	Client Sample ID	Prep Type	Matrix	Method	Prep Batch
410-139126-8	EB1-20230814	Total/NA	Water	7470A	
410-139126-9	EB2-20230814	Total/NA	Water	7470A	
MB 410-409292/1-A	Method Blank	Total/NA	Water	7470A	
LCS 410-409292/2-A	Lab Control Sample	Total/NA	Water	7470A	

Analysis Batch: 409478

Lab Sample ID	Client Sample ID	Prep Type	Matrix	Method	Prep Batch
410-139126-1	SS-4 (0-0.25)	Total/NA	Solid	6010D	409122
410-139126-2	SS-4 (0.75-1)	Total/NA	Solid	6010D	409122
410-139126-3	SS-11 (0-0.25)	Total/NA	Solid	6010D	409132
410-139126-4	SS-11 (0.75-1)	Total/NA	Solid	6010D	409122
410-139126-5	SS-10 (0-0.25)	Total/NA	Solid	6010D	409122
410-139126-6	SS-10 (0.75-1)	Total/NA	Solid	6010D	409122
MB 410-409122/1-A	Method Blank	Total/NA	Solid	6010D	409122
MB 410-409132/1-A	Method Blank	Total/NA	Solid	6010D	409132
LCS 410-409122/2-A	Lab Control Sample	Total/NA	Solid	6010D	409122
LCS 410-409132/2-A	Lab Control Sample	Total/NA	Solid	6010D	409132
410-139126-1 MS	SS-4 (0-0.25) MS	Total/NA	Solid	6010D	409122
410-139126-1 MSD	SS-4 (0-0.25) MSD	Total/NA	Solid	6010D	409122
410-139126-3 MS	SS-11 (0-0.25) MS	Total/NA	Solid	6010D	409132
410-139126-3 MSD	SS-11 (0-0.25) MSD	Total/NA	Solid	6010D	409132
410-139126-1 DU	SS-4 (0-0.25) Dup	Total/NA	Solid	6010D	409122
410-139126-3 DU	SS-11 (0-0.25) Dup	Total/NA	Solid	6010D	409132

Analysis Batch: 409562

Lab Sample ID	Client Sample ID	Prep Type	Matrix	Method	Prep Batch
410-139126-1	SS-4 (0-0.25)	Total/NA	Solid	7471B	409166
410-139126-2	SS-4 (0.75-1)	Total/NA	Solid	7471B	409166
410-139126-3	SS-11 (0-0.25)	Total/NA	Solid	7471B	409171
410-139126-4	SS-11 (0.75-1)	Total/NA	Solid	7471B	409166
410-139126-5	SS-10 (0-0.25)	Total/NA	Solid	7471B	409166
410-139126-6	SS-10 (0.75-1)	Total/NA	Solid	7471B	409166
MB 410-409166/1-A	Method Blank	Total/NA	Solid	7471B	409166
MB 410-409171/1-A	Method Blank	Total/NA	Solid	7471B	409171
LCS 410-409166/2-A	Lab Control Sample	Total/NA	Solid	7471B	409166
LCS 410-409171/2-A	Lab Control Sample	Total/NA	Solid	7471B	409171
410-139126-1 MS	SS-4 (0-0.25) MS	Total/NA	Solid	7471B	409166
410-139126-1 MSD	SS-4 (0-0.25) MSD	Total/NA	Solid	7471B	409166
410-139126-3 MS	SS-11 (0-0.25) MS	Total/NA	Solid	7471B	409171
410-139126-3 MSD	SS-11 (0-0.25) MSD	Total/NA	Solid	7471B	409171
410-139126-1 DU	SS-4 (0-0.25) Dup	Total/NA	Solid	7471B	409166
410-139126-3 DU	SS-11 (0-0.25) Dup	Total/NA	Solid	7471B	409171

Analysis Batch: 409710

Lab Sample ID	Client Sample ID	Prep Type	Matrix	Method	Prep Batch
410-139126-8	EB1-20230814	Total Recoverable	Water	6010D	408858
MB 410-408858/1-A	Method Blank	Total Recoverable	Water	6010D	408858
LCS 410-408858/2-A	Lab Control Sample	Total Recoverable	Water	6010D	408858
LCSD 410-408858/3-A	Lab Control Sample Dup	Total Recoverable	Water	6010D	408858

QC Association Summary

Client: Integral Consulting Inc
 Project/Site: Solar Farm/Battery NY State

PDF Page 207 of 526
 Job ID: 410-139126-1

Metals

Analysis Batch: 409896

Lab Sample ID	Client Sample ID	Prep Type	Matrix	Method	Prep Batch
410-139126-9	EB2-20230814	Total Recoverable	Water	6010D	408858

Analysis Batch: 409949

Lab Sample ID	Client Sample ID	Prep Type	Matrix	Method	Prep Batch
410-139126-8	EB1-20230814	Total/NA	Water	7470A	409292
410-139126-9	EB2-20230814	Total/NA	Water	7470A	409292
MB 410-409292/1-A	Method Blank	Total/NA	Water	7470A	409292
LCS 410-409292/2-A	Lab Control Sample	Total/NA	Water	7470A	409292

Analysis Batch: 410365

Lab Sample ID	Client Sample ID	Prep Type	Matrix	Method	Prep Batch
410-139126-2	SS-4 (0.75-1)	Total/NA	Solid	6020B	409122
410-139126-2	SS-4 (0.75-1)	Total/NA	Solid	6020B	409122
410-139126-4	SS-11 (0.75-1)	Total/NA	Solid	6020B	409122
410-139126-4	SS-11 (0.75-1)	Total/NA	Solid	6020B	409122
410-139126-5	SS-10 (0-0.25)	Total/NA	Solid	6020B	409122
410-139126-5	SS-10 (0-0.25)	Total/NA	Solid	6020B	409122
410-139126-6	SS-10 (0.75-1)	Total/NA	Solid	6020B	409122
410-139126-6	SS-10 (0.75-1)	Total/NA	Solid	6020B	409122
MB 410-409122/1-A ^2	Method Blank	Total/NA	Solid	6020B	409122
LCS 410-409122/2-A ^2	Lab Control Sample	Total/NA	Solid	6020B	409122

Analysis Batch: 410430

Lab Sample ID	Client Sample ID	Prep Type	Matrix	Method	Prep Batch
410-139126-1	SS-4 (0-0.25)	Total/NA	Solid	6020B	409122
410-139126-1	SS-4 (0-0.25)	Total/NA	Solid	6020B	409122
MB 410-409122/1-A ^2	Method Blank	Total/NA	Solid	6020B	409122
LCS 410-409122/2-A ^2	Lab Control Sample	Total/NA	Solid	6020B	409122
410-139126-1 MS	SS-4 (0-0.25) MS	Total/NA	Solid	6020B	409122
410-139126-1 MS	SS-4 (0-0.25) MS	Total/NA	Solid	6020B	409122
410-139126-1 MSD	SS-4 (0-0.25) MSD	Total/NA	Solid	6020B	409122
410-139126-1 MSD	SS-4 (0-0.25) MSD	Total/NA	Solid	6020B	409122
410-139126-1 DU	SS-4 (0-0.25) Dup	Total/NA	Solid	6020B	409122
410-139126-1 DU	SS-4 (0-0.25) Dup	Total/NA	Solid	6020B	409122

Analysis Batch: 410628

Lab Sample ID	Client Sample ID	Prep Type	Matrix	Method	Prep Batch
410-139126-1	SS-4 (0-0.25)	Total/NA	Solid	6020B	409122
410-139126-1	SS-4 (0-0.25)	Total/NA	Solid	6020B	409122
410-139126-2	SS-4 (0.75-1)	Total/NA	Solid	6020B	409122
410-139126-4	SS-11 (0.75-1)	Total/NA	Solid	6020B	409122
410-139126-5	SS-10 (0-0.25)	Total/NA	Solid	6020B	409122
410-139126-6	SS-10 (0.75-1)	Total/NA	Solid	6020B	409122
410-139126-8	EB1-20230814	Total Recoverable	Water	6020B	408858
410-139126-9	EB2-20230814	Total Recoverable	Water	6020B	408858
MB 410-408858/1-A	Method Blank	Total Recoverable	Water	6020B	408858
LCS 410-408858/2-A	Lab Control Sample	Total Recoverable	Water	6020B	408858
LCS 410-408858/3-A	Lab Control Sample Dup	Total Recoverable	Water	6020B	408858
410-139126-1 MS	SS-4 (0-0.25) MS	Total/NA	Solid	6020B	409122
410-139126-1 MS	SS-4 (0-0.25) MS	Total/NA	Solid	6020B	409122
410-139126-1 MSD	SS-4 (0-0.25) MSD	Total/NA	Solid	6020B	409122

Eurofins Lancaster Laboratories Environment Testing, LLC

QC Association Summary

Client: Integral Consulting Inc
 Project/Site: Solar Farm/Battery NY State

PDF Page 208 of 526
 Job ID: 410-139126-1

Metals (Continued)

Analysis Batch: 410628 (Continued)

Lab Sample ID	Client Sample ID	Prep Type	Matrix	Method	Prep Batch
410-139126-1 MSD	SS-4 (0-0.25) MSD	Total/NA	Solid	6020B	409122
410-139126-1 DU	SS-4 (0-0.25) Dup	Total/NA	Solid	6020B	409122
410-139126-1 DU	SS-4 (0-0.25) Dup	Total/NA	Solid	6020B	409122

Analysis Batch: 410813

Lab Sample ID	Client Sample ID	Prep Type	Matrix	Method	Prep Batch
410-139126-8	EB1-20230814	Total Recoverable	Water	6020B	408858
410-139126-9	EB2-20230814	Total Recoverable	Water	6020B	408858

Analysis Batch: 411315

Lab Sample ID	Client Sample ID	Prep Type	Matrix	Method	Prep Batch
410-139126-3	SS-11 (0-0.25)	Total/NA	Solid	6020B	409132
410-139126-3	SS-11 (0-0.25)	Total/NA	Solid	6020B	409132
MB 410-409132/1-A ^2	Method Blank	Total/NA	Solid	6020B	409132
LCS 410-409132/2-A ^2	Lab Control Sample	Total/NA	Solid	6020B	409132
410-139126-3 MS	SS-11 (0-0.25) MS	Total/NA	Solid	6020B	409132
410-139126-3 MS	SS-11 (0-0.25) MS	Total/NA	Solid	6020B	409132
410-139126-3 MSD	SS-11 (0-0.25) MSD	Total/NA	Solid	6020B	409132
410-139126-3 MSD	SS-11 (0-0.25) MSD	Total/NA	Solid	6020B	409132
410-139126-3 DU	SS-11 (0-0.25) Dup	Total/NA	Solid	6020B	409132
410-139126-3 DU	SS-11 (0-0.25) Dup	Total/NA	Solid	6020B	409132

General Chemistry

Analysis Batch: 409236

Lab Sample ID	Client Sample ID	Prep Type	Matrix	Method	Prep Batch
410-139126-1	SS-4 (0-0.25)	Total/NA	Solid	Moisture	
410-139126-2	SS-4 (0.75-1)	Total/NA	Solid	Moisture	
410-139126-3	SS-11 (0-0.25)	Total/NA	Solid	Moisture	
410-139126-4	SS-11 (0.75-1)	Total/NA	Solid	Moisture	
410-139126-5	SS-10 (0-0.25)	Total/NA	Solid	Moisture	
410-139126-6	SS-10 (0.75-1)	Total/NA	Solid	Moisture	

Lab Chronicle

Client: Integral Consulting Inc **NYSERDA FOIL Response, January 30, 2024 (R000359-122823)**

PDF Page 209 of 526
Job ID: 410-139126-1

Project/Site: Solar Farm/Battery NY State

Client Sample ID: SS-4 (0-0.25)

Lab Sample ID: 410-139126-1

Date Collected: 08/14/23 14:35

Matrix: Solid

Date Received: 08/16/23 09:50

Prep Type	Batch Type	Batch Method	Run	Dilution Factor	Batch Number	Batch Analyst	Lab	Prepared or Analyzed
Total/NA	Analysis	Moisture		1	409236	UVJN	ELLE	08/17/23 06:40

Client Sample ID: SS-4 (0-0.25)

Lab Sample ID: 410-139126-1

Date Collected: 08/14/23 14:35

Matrix: Solid

Date Received: 08/16/23 09:50

Percent Solids: 63.7

Prep Type	Batch Type	Batch Method	Run	Dilution Factor	Batch Number	Batch Analyst	Lab	Prepared or Analyzed
Total/NA	Prep	5035			410615	D8NM	ELLE	08/21/23 16:03
Total/NA	Analysis	8260D		1	412435	ULCP	ELLE	08/25/23 12:30
Total/NA	Prep	3546			411241	MD4W	ELLE	08/22/23 16:49
Total/NA	Analysis	8270E		1	411483	GLQ9	ELLE	08/23/23 17:37
Total/NA	Prep	3050B			409122	UAMX	ELLE	08/16/23 19:28
Total/NA	Analysis	6010D		1	409478	MT26	ELLE	08/17/23 09:10
Total/NA	Prep	3050B			409122	UAMX	ELLE	08/16/23 19:28
Total/NA	Analysis	6020B		2	410628	F7JF	ELLE	08/21/23 10:36
Total/NA	Prep	3050B			409122	UAMX	ELLE	08/16/23 19:28
Total/NA	Analysis	6020B		10	410628	F7JF	ELLE	08/21/23 10:38
Total/NA	Prep	3050B			409122	UAMX	ELLE	08/16/23 19:28
Total/NA	Analysis	6020B		2	410430	F7JF	ELLE	08/21/23 00:43
Total/NA	Prep	3050B			409122	UAMX	ELLE	08/16/23 19:28
Total/NA	Analysis	6020B		10	410430	F7JF	ELLE	08/21/23 00:45
Total/NA	Prep	7471B			409166	UAMX	ELLE	08/16/23 21:34
Total/NA	Analysis	7471B		1	409562	UEFS	ELLE	08/17/23 10:21

Client Sample ID: SS-4 (0.75-1)

Lab Sample ID: 410-139126-2

Date Collected: 08/14/23 14:55

Matrix: Solid

Date Received: 08/16/23 09:50

Prep Type	Batch Type	Batch Method	Run	Dilution Factor	Batch Number	Batch Analyst	Lab	Prepared or Analyzed
Total/NA	Analysis	Moisture		1	409236	UVJN	ELLE	08/17/23 06:40

Client Sample ID: SS-4 (0.75-1)

Lab Sample ID: 410-139126-2

Date Collected: 08/14/23 14:55

Matrix: Solid

Date Received: 08/16/23 09:50

Percent Solids: 67.2

Prep Type	Batch Type	Batch Method	Run	Dilution Factor	Batch Number	Batch Analyst	Lab	Prepared or Analyzed
Total/NA	Prep	5035			410615	D8NM	ELLE	08/21/23 16:03
Total/NA	Analysis	8260D		1	412435	ULCP	ELLE	08/25/23 13:38
Total/NA	Prep	3546			411241	MD4W	ELLE	08/22/23 16:49
Total/NA	Analysis	8270E		1	411723	SJ89	ELLE	08/23/23 21:54
Total/NA	Prep	3050B			409122	UAMX	ELLE	08/16/23 19:28
Total/NA	Analysis	6010D		2	409478	MT26	ELLE	08/17/23 10:52
Total/NA	Prep	3050B			409122	UAMX	ELLE	08/16/23 19:28
Total/NA	Analysis	6020B		2	410365	LC3M	ELLE	08/20/23 18:01

Lab Chronicle

Client: Integral Consulting Inc **NYSERDA FOIL Response, January 30, 2024 (R000359-122823)**

PDF Page 210 of 526 Job ID: 410-139126-1

Project/Site: Solar Farm/Battery NY State

Client Sample ID: SS-4 (0.75-1)

Lab Sample ID: 410-139126-2

Date Collected: 08/14/23 14:55

Matrix: Solid

Date Received: 08/16/23 09:50

Percent Solids: 67.2

Prep Type	Batch Type	Batch Method	Run	Dilution Factor	Batch Number	Batch Analyst	Lab	Prepared or Analyzed
Total/NA	Prep	3050B			409122	UAMX	ELLE	08/16/23 19:28
Total/NA	Analysis	6020B		10	410365	LC3M	ELLE	08/20/23 18:03
Total/NA	Prep	3050B			409122	UAMX	ELLE	08/16/23 19:28
Total/NA	Analysis	6020B		2	410628	F7JF	ELLE	08/21/23 11:32
Total/NA	Prep	7471B			409166	UAMX	ELLE	08/16/23 21:34
Total/NA	Analysis	7471B		1	409562	UEFS	ELLE	08/17/23 11:14

Client Sample ID: SS-11 (0-0.25)

Lab Sample ID: 410-139126-3

Date Collected: 08/14/23 15:40

Matrix: Solid

Date Received: 08/16/23 09:50

Prep Type	Batch Type	Batch Method	Run	Dilution Factor	Batch Number	Batch Analyst	Lab	Prepared or Analyzed
Total/NA	Analysis	Moisture		1	409236	UVJN	ELLE	08/17/23 06:40

Client Sample ID: SS-11 (0-0.25)

Lab Sample ID: 410-139126-3

Date Collected: 08/14/23 15:40

Matrix: Solid

Date Received: 08/16/23 09:50

Percent Solids: 75.0

Prep Type	Batch Type	Batch Method	Run	Dilution Factor	Batch Number	Batch Analyst	Lab	Prepared or Analyzed
Total/NA	Prep	5035			410615	D8NM	ELLE	08/21/23 16:03
Total/NA	Analysis	8260D		1	412435	ULCP	ELLE	08/25/23 14:01
Total/NA	Prep	3546			411241	MD4W	ELLE	08/22/23 16:49
Total/NA	Analysis	8270E		1	411483	GLQ9	ELLE	08/23/23 18:45
Total/NA	Prep	3050B			409132	UAMX	ELLE	08/16/23 19:52
Total/NA	Analysis	6010D		2	409478	MT26	ELLE	08/17/23 10:59
Total/NA	Prep	3050B			409132	UAMX	ELLE	08/16/23 19:52
Total/NA	Analysis	6020B		2	411315	UCIG	ELLE	08/22/23 13:34
Total/NA	Prep	3050B			409132	UAMX	ELLE	08/16/23 19:52
Total/NA	Analysis	6020B		10	411315	UCIG	ELLE	08/22/23 13:36
Total/NA	Prep	7471B			409171	UAMX	ELLE	08/16/23 22:02
Total/NA	Analysis	7471B		1	409562	UEFS	ELLE	08/17/23 11:42

Client Sample ID: SS-11 (0.75-1)

Lab Sample ID: 410-139126-4

Date Collected: 08/14/23 15:55

Matrix: Solid

Date Received: 08/16/23 09:50

Prep Type	Batch Type	Batch Method	Run	Dilution Factor	Batch Number	Batch Analyst	Lab	Prepared or Analyzed
Total/NA	Analysis	Moisture		1	409236	UVJN	ELLE	08/17/23 06:40

Client Sample ID: SS-11 (0.75-1)

Lab Sample ID: 410-139126-4

Date Collected: 08/14/23 15:55

Matrix: Solid

Date Received: 08/16/23 09:50

Percent Solids: 75.5

Prep Type	Batch Type	Batch Method	Run	Dilution Factor	Batch Number	Batch Analyst	Lab	Prepared or Analyzed
Total/NA	Prep	5035			410615	D8NM	ELLE	08/21/23 16:03
Total/NA	Analysis	8260D		1	412435	ULCP	ELLE	08/25/23 15:09

Lab Chronicle

Client: Integral Consulting Inc **NYSERDA FOIL Response, January 30, 2024 (R000359-122823)**

PDF Page 211 of 526
Job ID: 410-139126-1

Project/Site: Solar Farm/Battery NY State

Client Sample ID: SS-11 (0.75-1)

Lab Sample ID: 410-139126-4

Date Collected: 08/14/23 15:55

Matrix: Solid

Date Received: 08/16/23 09:50

Percent Solids: 75.5

Prep Type	Batch Type	Batch Method	Run	Dilution Factor	Batch Number	Batch Analyst	Lab	Prepared or Analyzed
Total/NA	Prep	3546			411241	MD4W	ELLE	08/22/23 16:49
Total/NA	Analysis	8270E		1	411723	SJ89	ELLE	08/23/23 22:18
Total/NA	Prep	3050B			409122	UAMX	ELLE	08/16/23 19:28
Total/NA	Analysis	6010D		2	409478	MT26	ELLE	08/17/23 10:49
Total/NA	Prep	3050B			409122	UAMX	ELLE	08/16/23 19:28
Total/NA	Analysis	6020B		2	410365	LC3M	ELLE	08/20/23 17:57
Total/NA	Prep	3050B			409122	UAMX	ELLE	08/16/23 19:28
Total/NA	Analysis	6020B		10	410365	LC3M	ELLE	08/20/23 17:59
Total/NA	Prep	3050B			409122	UAMX	ELLE	08/16/23 19:28
Total/NA	Analysis	6020B		2	410628	F7JF	ELLE	08/21/23 11:30
Total/NA	Prep	7471B			409166	UAMX	ELLE	08/16/23 21:34
Total/NA	Analysis	7471B		1	409562	UEFS	ELLE	08/17/23 11:10

Client Sample ID: SS-10 (0-0.25)

Lab Sample ID: 410-139126-5

Date Collected: 08/14/23 16:15

Matrix: Solid

Date Received: 08/16/23 09:50

Prep Type	Batch Type	Batch Method	Run	Dilution Factor	Batch Number	Batch Analyst	Lab	Prepared or Analyzed
Total/NA	Analysis	Moisture		1	409236	UVJN	ELLE	08/17/23 06:40

Client Sample ID: SS-10 (0-0.25)

Lab Sample ID: 410-139126-5

Date Collected: 08/14/23 16:15

Matrix: Solid

Date Received: 08/16/23 09:50

Percent Solids: 74.8

Prep Type	Batch Type	Batch Method	Run	Dilution Factor	Batch Number	Batch Analyst	Lab	Prepared or Analyzed
Total/NA	Prep	5035			410615	D8NM	ELLE	08/21/23 16:03
Total/NA	Analysis	8260D		1	412435	ULCP	ELLE	08/25/23 15:31
Total/NA	Prep	3546			410100	MD4W	ELLE	08/18/23 16:30
Total/NA	Analysis	8270E		1	410256	P7EB	ELLE	08/19/23 23:22
Total/NA	Prep	3050B			409122	UAMX	ELLE	08/16/23 19:28
Total/NA	Analysis	6010D		2	409478	MT26	ELLE	08/17/23 10:37
Total/NA	Prep	3050B			409122	UAMX	ELLE	08/16/23 19:28
Total/NA	Analysis	6020B		2	410365	LC3M	ELLE	08/20/23 17:25
Total/NA	Prep	3050B			409122	UAMX	ELLE	08/16/23 19:28
Total/NA	Analysis	6020B		10	410365	LC3M	ELLE	08/20/23 17:27
Total/NA	Prep	3050B			409122	UAMX	ELLE	08/16/23 19:28
Total/NA	Analysis	6020B		2	410628	F7JF	ELLE	08/21/23 11:12
Total/NA	Prep	7471B			409166	UAMX	ELLE	08/16/23 21:34
Total/NA	Analysis	7471B		1	409562	UEFS	ELLE	08/17/23 11:12

Lab Chronicle

Client: Integral Consulting Inc **NYSERDA FOIL Response, January 30, 2024 (R000359-122823)**

PDF Page 212 of 526
Job ID: 410-139126-1

Project/Site: Solar Farm/Battery NY State

Client Sample ID: SS-10 (0.75-1)

Lab Sample ID: 410-139126-6

Date Collected: 08/14/23 16:25

Matrix: Solid

Date Received: 08/16/23 09:50

Prep Type	Batch Type	Batch Method	Run	Dilution Factor	Batch Number	Batch Analyst	Lab	Prepared or Analyzed
Total/NA	Analysis	Moisture		1	409236	UVJN	ELLE	08/17/23 06:40

Client Sample ID: SS-10 (0.75-1)

Lab Sample ID: 410-139126-6

Date Collected: 08/14/23 16:25

Matrix: Solid

Date Received: 08/16/23 09:50

Percent Solids: 77.0

Prep Type	Batch Type	Batch Method	Run	Dilution Factor	Batch Number	Batch Analyst	Lab	Prepared or Analyzed
Total/NA	Prep	5035			410615	D8NM	ELLE	08/21/23 16:03
Total/NA	Analysis	8260D		1	412435	ULCP	ELLE	08/25/23 15:54
Total/NA	Prep	3546			410100	MD4W	ELLE	08/18/23 16:30
Total/NA	Analysis	8270E		1	410256	P7EB	ELLE	08/19/23 23:45
Total/NA	Prep	3050B			409122	UAMX	ELLE	08/16/23 19:28
Total/NA	Analysis	6010D		2	409478	MT26	ELLE	08/17/23 10:56
Total/NA	Prep	3050B			409122	UAMX	ELLE	08/16/23 19:28
Total/NA	Analysis	6020B		2	410365	LC3M	ELLE	08/20/23 18:05
Total/NA	Prep	3050B			409122	UAMX	ELLE	08/16/23 19:28
Total/NA	Analysis	6020B		10	410365	LC3M	ELLE	08/20/23 18:07
Total/NA	Prep	3050B			409122	UAMX	ELLE	08/16/23 19:28
Total/NA	Analysis	6020B		2	410628	F7JF	ELLE	08/21/23 11:34
Total/NA	Prep	7471B			409166	UAMX	ELLE	08/16/23 21:34
Total/NA	Analysis	7471B		1	409562	UEFS	ELLE	08/17/23 11:16

Client Sample ID: TB1-20230814

Lab Sample ID: 410-139126-7

Date Collected: 08/14/23 00:00

Matrix: Water

Date Received: 08/16/23 09:50

Prep Type	Batch Type	Batch Method	Run	Dilution Factor	Batch Number	Batch Analyst	Lab	Prepared or Analyzed
Total/NA	Analysis	8260D		1	410772	K4WN	ELLE	08/21/23 22:35

Client Sample ID: EB1-20230814

Lab Sample ID: 410-139126-8

Date Collected: 08/14/23 17:15

Matrix: Water

Date Received: 08/16/23 09:50

Prep Type	Batch Type	Batch Method	Run	Dilution Factor	Batch Number	Batch Analyst	Lab	Prepared or Analyzed
Total/NA	Analysis	8260D		1	410772	K4WN	ELLE	08/21/23 22:56
Total/NA	Prep	3510C			409814	QKX3	ELLE	08/18/23 07:46
Total/NA	Analysis	8270E		1	410233	UWHS	ELLE	08/19/23 21:54
Total Recoverable	Prep	3005A			408858	HUH3	ELLE	08/17/23 07:47
Total Recoverable	Analysis	6010D		1	409710	T8CQ	ELLE	08/17/23 21:46
Total Recoverable	Prep	3005A			408858	HUH3	ELLE	08/17/23 07:47
Total Recoverable	Analysis	6020B		1	410628	F7JF	ELLE	08/21/23 09:17
Total Recoverable	Prep	3005A			408858	HUH3	ELLE	08/17/23 07:47
Total Recoverable	Analysis	6020B		1	410813	UCIG	ELLE	08/21/23 17:00
Total/NA	Prep	7470A			409292	HUH3	ELLE	08/17/23 08:18
Total/NA	Analysis	7470A		1	409949	UEFS	ELLE	08/18/23 10:15

Lab Chronicle

Client: Integral Consulting Inc NYSERDA FOIL Response, January 30, 2024 (R000359-122823)

PDF Page 213 of 526
Job ID: 410-139126-1

Project/Site: Solar Farm/Battery NY State

Client Sample ID: EB2-20230814

Lab Sample ID: 410-139126-9

Date Collected: 08/14/23 17:30

Matrix: Water

Date Received: 08/16/23 09:50

Prep Type	Batch Type	Batch Method	Run	Dilution Factor	Batch Number	Batch Analyst	Lab	Prepared or Analyzed
Total/NA	Analysis	8260D		1	410772	K4WN	ELLE	08/21/23 23:16
Total/NA	Prep	3510C			409814	QKX3	ELLE	08/18/23 07:46
Total/NA	Analysis	8270E		1	410233	UWHS	ELLE	08/19/23 22:15
Total Recoverable	Prep	3005A			408858	HUH3	ELLE	08/17/23 07:47
Total Recoverable	Analysis	6010D		10	409896	MT26	ELLE	08/18/23 06:48
Total Recoverable	Prep	3005A			408858	HUH3	ELLE	08/17/23 07:47
Total Recoverable	Analysis	6020B		1	410628	F7JF	ELLE	08/21/23 09:21
Total Recoverable	Prep	3005A			408858	HUH3	ELLE	08/17/23 07:47
Total Recoverable	Analysis	6020B		1	410813	UCIG	ELLE	08/21/23 16:32
Total/NA	Prep	7470A			409292	HUH3	ELLE	08/17/23 08:20
Total/NA	Analysis	7470A		1	409949	UEFS	ELLE	08/18/23 10:40

Client Sample ID: TB2-20230814

Lab Sample ID: 410-139126-10

Date Collected: 08/14/23 00:00

Matrix: Water

Date Received: 08/16/23 09:50

Prep Type	Batch Type	Batch Method	Run	Dilution Factor	Batch Number	Batch Analyst	Lab	Prepared or Analyzed
Total/NA	Analysis	8260D		1	410772	K4WN	ELLE	08/21/23 23:36

Laboratory References:

ELLE = Eurofins Lancaster Laboratories Environment Testing, LLC, 2425 New Holland Pike, Lancaster, PA 17601, TEL (717)656-2300

Accreditation/Certification Summary

Client: Integral Consulting Inc
NYSERDA FOIL Response, January 30, 2024 (R000359-122823)

PDF Page 214 of 526
Job ID: 410-139126-1

Project/Site: Solar Farm/Battery NY State

Laboratory: Eurofins Lancaster Laboratories Environment Testing, LLC

Unless otherwise noted, all analytes for this laboratory were covered under each accreditation/certification below.

Authority	Program	Identification Number	Expiration Date
New York	NELAP	10670	04-01-24

The following analytes are included in this report, but the laboratory is not certified by the governing authority. This list may include analytes for which the agency does not offer certification.

Analysis Method	Prep Method	Matrix	Analyte
6010D	3005A	Water	Lithium
Moisture		Solid	Percent Moisture



Method Summary

Client: Integral Consulting Inc
Project/Site: Solar Farm/Battery NY State

PDF Page 215 of 526
Job ID: 410-139126-1

Method	Method Description	Protocol	Laboratory
8260D	Volatile Organic Compounds by GC/MS	SW846	ELLE
8270E	Semivolatile Organic Compounds (GC/MS)	SW846	ELLE
6010D	Metals (ICP)	SW846	ELLE
6020B	Metals (ICP/MS)	SW846	ELLE
7470A	Mercury (CVAA)	SW846	ELLE
7471B	Mercury (CVAA)	SW846	ELLE
Moisture	Percent Moisture	EPA	ELLE
3005A	Preparation, Total Recoverable or Dissolved Metals	SW846	ELLE
3050B	Preparation, Metals	SW846	ELLE
3510C	Liquid-Liquid Extraction (Separatory Funnel)	SW846	ELLE
3546	Microwave Extraction	SW846	ELLE
5030C	Purge and Trap	SW846	ELLE
5035	Closed System Purge and Trap	SW846	ELLE
7470A	Preparation, Mercury	SW846	ELLE
7471B	Preparation, Mercury	SW846	ELLE

Protocol References:

EPA = US Environmental Protection Agency

SW846 = "Test Methods For Evaluating Solid Waste, Physical/Chemical Methods", Third Edition, November 1986 And Its Updates.

Laboratory References:

ELLE = Eurofins Lancaster Laboratories Environment Testing, LLC, 2425 New Holland Pike, Lancaster, PA 17601, TEL (717)656-2300

Sample Summary

Client: Integral Consulting Inc
Project/Site: Solar Farm/Battery NY State

PDF Page 216 of 526
Job ID: 410-139126-1

Lab Sample ID	Client Sample ID	Matrix	Collected	Received
410-139126-1	SS-4 (0-0.25)	Solid	08/14/23 14:35	08/16/23 09:50
410-139126-2	SS-4 (0.75-1)	Solid	08/14/23 14:55	08/16/23 09:50
410-139126-3	SS-11 (0-0.25)	Solid	08/14/23 15:40	08/16/23 09:50
410-139126-4	SS-11 (0.75-1)	Solid	08/14/23 15:55	08/16/23 09:50
410-139126-5	SS-10 (0-0.25)	Solid	08/14/23 16:15	08/16/23 09:50
410-139126-6	SS-10 (0.75-1)	Solid	08/14/23 16:25	08/16/23 09:50
410-139126-7	TB1-20230814	Water	08/14/23 00:00	08/16/23 09:50
410-139126-8	EB1-20230814	Water	08/14/23 17:15	08/16/23 09:50
410-139126-9	EB2-20230814	Water	08/14/23 17:30	08/16/23 09:50
410-139126-10	TB2-20230814	Water	08/14/23 00:00	08/16/23 09:50



Eurofins Lancaster Laboratories Environme

2425 New Holland Pike
Lancaster, PA 17601
Phone (717) 656-2300

NY SERDA FOIL Response, January 30, 2024 (Chain of Custody)

eurofins
Environment Testing
PDF Page 217 of 526



Client Information		Sampler: <u>Integral</u>		rier Tracking No(s):		COC No: 410-95155-26994.1																																		
Client Contact: Manon Tanner-Dave		Phone:		ite of Origin:		Page: Page 1 of 3																																		
Company: Integral Consulting Inc		PWSID:		Analysis Requested				Job #:																																
Address: 319 SW Washington Ave Suite 1150		Due Date Requested: <u>Per Contract</u>		<table border="1"> <tr> <td>Field Filtered Sample (Yes or No)</td> <td>6010D, 6020B, 7471B, 8270E, Moisture</td> <td>8260D - VOCs Regulated + THM's</td> <td>8270E - TCL 4.3 SVOCs</td> <td>6010D, 6020B, 7470A</td> <td>8260D - VOCs Regulated + THM's</td> <td rowspan="5">Total Number of Containers</td> </tr> <tr> <td>City: Portland</td> <td colspan="2">TAT Requested (days): <u>Per Contract</u></td> <td colspan="2"></td> <td></td> </tr> <tr> <td>State, Zip: OR, 97204</td> <td colspan="2">Compliance Project: <input type="checkbox"/> Yes <input type="checkbox"/> No</td> <td colspan="2"></td> <td></td> </tr> <tr> <td>Phone: 503-284-5545(Tel)</td> <td colspan="2">PO #: Purchase Order Requested</td> <td colspan="2"></td> <td></td> </tr> <tr> <td>Email: mtanner@integral-corp.com</td> <td colspan="2">WO #:</td> <td colspan="2"></td> <td></td> </tr> </table>				Field Filtered Sample (Yes or No)	6010D, 6020B, 7471B, 8270E, Moisture	8260D - VOCs Regulated + THM's	8270E - TCL 4.3 SVOCs	6010D, 6020B, 7470A	8260D - VOCs Regulated + THM's	Total Number of Containers	City: Portland	TAT Requested (days): <u>Per Contract</u>					State, Zip: OR, 97204	Compliance Project: <input type="checkbox"/> Yes <input type="checkbox"/> No					Phone: 503-284-5545(Tel)	PO #: Purchase Order Requested					Email: mtanner@integral-corp.com	WO #:					Preservation Codes: A - HCL B - NaOH C - Zn Acetate D - Nitric Acid E - NaHSO4 F - MeOH G - Amchlor H - Ascorbic Acid I - Ice J - DI Water K - EDTA L - EDA M - Hexane N - None O - AsNaO2 P - Na2O4S Q - Na2SO3 R - Na2S2O3 S - H2SO4 T - TSP Dodecahydrate U - Acetone V - MCAA W - pH 4-5 Y - Trizma Z - other (specify)	
Field Filtered Sample (Yes or No)	6010D, 6020B, 7471B, 8270E, Moisture	8260D - VOCs Regulated + THM's	8270E - TCL 4.3 SVOCs					6010D, 6020B, 7470A	8260D - VOCs Regulated + THM's	Total Number of Containers																														
City: Portland	TAT Requested (days): <u>Per Contract</u>																																							
State, Zip: OR, 97204	Compliance Project: <input type="checkbox"/> Yes <input type="checkbox"/> No																																							
Phone: 503-284-5545(Tel)	PO #: Purchase Order Requested																																							
Email: mtanner@integral-corp.com	WO #:																																							
Project Name: Solar Farm/Battery NY State		Project #: 41016198				Other:																																		
Site:		SSOW#:																																						
Sample Identification		Sample Date		Sample Time		Sample Type (C=comp, G=grab)		Matrix (W=water, S=solid, O=waste/oil, BT=Tissue, A=Air)																																
						Preservation Code:																																		
<u>SS-4 (0-0.25)</u>		<u>8/14/23</u>		<u>1435</u>		<u>G</u>		<u>S</u>																																
<u>SS-4 (0-0.25)MS</u>		<u>8/14/23</u>		<u>1435</u>																																				
<u>SS-4 (0-0.25)MSD</u>		<u>8/14/23</u>		<u>1435</u>																																				
<u>SS-4 (0.75-1)</u>		<u>8/14/23</u>		<u>1455</u>																																				
<u>SS-11 (0-0.25)</u>		<u>8/14/23</u>		<u>1540</u>																																				
<u>SS-11 (0-0.25)MS</u>		<u>8/14/23</u>		<u>1540</u>																																				
<u>SS-11 (0-0.25)MSD</u>		<u>8/14/23</u>		<u>1540</u>																																				
<u>SS-11 (0.75-1)</u>		<u>8/14/23</u>		<u>1555</u>																																				
<u>SS-10 (0-0.25)</u>		<u>8/14/23</u>		<u>1615</u>																																				
<u>SS-10 (0.75-1)</u>		<u>8/14/23</u>		<u>1625</u>																																				
<u>TBI-20230814</u>		<u>8/14/23</u>		<u>-</u>		<u>-</u>		<u>TB</u>																																
Possible Hazard Identification <input checked="" type="checkbox"/> Non-Hazard <input type="checkbox"/> Flammable <input type="checkbox"/> Skin Irritant <input type="checkbox"/> Poison B <input type="checkbox"/> Unknown <input type="checkbox"/> Radiological				Sample Disposal (A fee may be assessed if samples are retained longer than 1 month) <input type="checkbox"/> Return To Client <input type="checkbox"/> Disposal By Lab <input type="checkbox"/> Archive For _____ Months																																				
Deliverable Requested: I, II, III, IV, Other (specify)				Special Instructions/QC Requirements:																																				
Empty Kit Relinquished by:		Date:		Time:		Method of Shipment:																																		
Relinquished by: <u>Cynthia Zatorsnicki</u>		Date/Time: <u>8/15/23 11:00</u>		Company: <u>Integral</u>		Received by:		Date/Time:																																
Relinquished by:		Date/Time:		Company:		Received by:		Date/Time:																																
Relinquished by:		Date/Time:		Company:		Received by: <u>[Signature]</u>		Date/Time: <u>8/16/23 0950</u>																																
Custody Seals Intact: <input type="checkbox"/> Yes <input type="checkbox"/> No		Custody Seal No.:		Cooler Temperature(s) °C and Other Remarks: <u>1.5/1.5 8/23/23</u>																																				

Eurofins Lancaster Laboratories Environme

2425 New Street, Lancaster, PA 17601
 Phone: 717-656-2300 Fax: 717-656-2681

Chain of Custody Record

PDF Page 218 of 526
 Environment Testing

Client Information		Sampler: <i>Integral</i>		Lab PM: Zanar, Elizabeth M		Carrier Tracking No(s):		COC No: 410-95155-26994 2																																							
Client Contact: Manon Tanner-Dave		Phone:		E-Mail: Elizabeth.Zanar@el.eurofinsus.com		State of Origin:		Page 2 of 4																																							
Company: Integral Consulting Inc		PWSID:		Analysis Requested						Job #:																																					
Address: 319 SW Washington Ave Suite 1150		Due Date Requested: <i>Per Contract</i>		<table border="1"> <tr> <td>Field Filtered Sample (Yes or No)</td> <td>Perforated MS/MSD (Yes or No)</td> <td>6010D, 6020B, 7471B, 8270E, Moisture</td> <td>8260D - VOCs Regulated + THM's</td> <td>8270E - TCL 4.3 SVOCs</td> <td>6010D, 6020B, 7470A</td> <td>8260D - VOCs Regulated + THM's</td> <td rowspan="5">Total Number of containers</td> </tr> <tr> <td>City: Portland</td> <td>TAT Requested (days): <i>Per Contract</i></td> <td></td> <td></td> <td></td> <td></td> <td></td> </tr> <tr> <td>State, Zip: OR, 97204</td> <td>Compliance Project: <input type="checkbox"/> Yes <input type="checkbox"/> No</td> <td></td> <td></td> <td></td> <td></td> <td></td> </tr> <tr> <td>Phone: 503-284-5545(Tel)</td> <td>PO #</td> <td></td> <td></td> <td></td> <td></td> <td></td> </tr> <tr> <td>Email: mtanner@integral-corp.com</td> <td>Purchase Order Requested</td> <td></td> <td></td> <td></td> <td></td> <td></td> </tr> </table>						Field Filtered Sample (Yes or No)	Perforated MS/MSD (Yes or No)	6010D, 6020B, 7471B, 8270E, Moisture	8260D - VOCs Regulated + THM's	8270E - TCL 4.3 SVOCs	6010D, 6020B, 7470A	8260D - VOCs Regulated + THM's	Total Number of containers	City: Portland	TAT Requested (days): <i>Per Contract</i>						State, Zip: OR, 97204	Compliance Project: <input type="checkbox"/> Yes <input type="checkbox"/> No						Phone: 503-284-5545(Tel)	PO #						Email: mtanner@integral-corp.com	Purchase Order Requested						Preservation Codes:	
Field Filtered Sample (Yes or No)	Perforated MS/MSD (Yes or No)	6010D, 6020B, 7471B, 8270E, Moisture	8260D - VOCs Regulated + THM's							8270E - TCL 4.3 SVOCs	6010D, 6020B, 7470A	8260D - VOCs Regulated + THM's	Total Number of containers																																		
City: Portland	TAT Requested (days): <i>Per Contract</i>																																														
State, Zip: OR, 97204	Compliance Project: <input type="checkbox"/> Yes <input type="checkbox"/> No																																														
Phone: 503-284-5545(Tel)	PO #																																														
Email: mtanner@integral-corp.com	Purchase Order Requested																																														
Project Name: Solar Farm/Battery NY State		Project #: 41016198		Matrix (W=water, S=solid, G=grab)		A - HCL		M - Hexane																																							
Site:		SSOW#:		BT=Tissue, A=Air		B - NaOH		N - None																																							
Sample Identification		Sample Date		Sample Time		Sample Type (C=Comp, G=grab)		Special Instructions/Note:																																							
						Preservation Code:																																									
<i>EBI-20230814</i>		<i>8/14/23</i>		<i>1715</i>		<i>- W</i>																																									
<i>EB2-20230814</i>		<i>8/14/23</i>		<i>1730</i>		<i>- W</i>																																									
<i>TB2-20230814</i>		<i>8/14/23</i>		<i>-</i>		<i>TB</i>																																									
<i>Cynthia Zatwarnicki</i>																																															
Possible Hazard Identification					Sample Disposal (A fee may be assessed if samples are retained longer than 1 month)																																										
<input checked="" type="checkbox"/> Non-Hazard <input type="checkbox"/> Flammable <input type="checkbox"/> Skin Irritant <input type="checkbox"/> Poison B <input type="checkbox"/> Unknown <input type="checkbox"/> Radiological					<input type="checkbox"/> Return To Client <input type="checkbox"/> Disposal By Lab <input type="checkbox"/> Archive For _____ Months																																										
Deliverable Requested: I, II, III, IV, Other (specify)					Special Instructions/QC Requirements																																										
Empty Kit Relinquished by		Date		Time		Method of Shipment																																									
Relinquished by: <i>Cynthia Zatwarnicki</i>		Date/Time: <i>8/15/23 16:00</i>		Company: <i>Integral</i>		Received by:		Date/Time:																																							
Relinquished by:		Date/Time:		Company:		Received by:		Date/Time:																																							
Relinquished by:		Date/Time:		Company:		Received by:		Date/Time:																																							
Custody Seals Intact: <input type="checkbox"/> Yes <input type="checkbox"/> No		Custody Seal No.:		Cooler Temperature(s) °C and Other Remarks: <i>1.5/1.5 2.3/2.5</i>																																											

Client: Integral Consulting Inc

Job Number: 410-139126-1

Login Number: 139126

List Source: Eurofins Lancaster Laboratories Environment Testing, LLC

List Number: 1

Creator: McCaskey, Jonathan

Question	Answer	Comment
The cooler's custody seal is intact.	True	
The cooler or samples do not appear to have been compromised or tampered with.	True	
Samples were received on ice.	True	
Cooler Temperature acceptable,where thermal pres is required(</=6C, not frozen).	True	
Cooler Temperature is recorded.	True	
WV:Container Temp acceptable,where thermal pres is required (</=6C, not frozen).	N/A	
WV: Container Temperature is recorded.	N/A	
COC is present.	True	
COC is filled out in ink and legible.	True	
COC is filled out with all pertinent information.	True	
There are no discrepancies between the containers received and the COC.	True	
Sample containers have legible labels.	True	
Containers are not broken or leaking.	True	
Sample collection date/times are provided.	True	
Appropriate sample containers are used.	True	
Sample bottles are completely filled.	True	
There is sufficient vol. for all requested analyses.	True	
Is the Field Sampler's name present on COC?	False	Refer to Job Narrative for details.
Sample custody seals are intact.	True	
VOA sample vials do not have headspace >6mm in diameter (none, if from WV)?	True	



1
2
3
4
5
6
7
8
9
10
11
12
13
14
15

ANALYTICAL REPORT

PREPARED FOR

Attn: Manon Tanner-Dave
Integral Consulting Inc
319 SW Washington Ave
Suite 1150
Portland, Oregon 97204

Generated 9/3/2023 9:50:17 PM

JOB DESCRIPTION

Solar Farm/Battery NY State

JOB NUMBER

410-140000-1

Job Notes

This report may not be reproduced except in full, and with written approval from the laboratory. The results relate only to the samples tested. For questions please contact the Project Manager at the e-mail address or telephone number listed on this page.

Analytical test results meet all requirements of the associated regulatory program (i.e., NELAC (TNI), DoD, and ISO 17025) unless otherwise noted under the individual analysis.

Authorization



Generated
9/3/2023 9:50:17 PM

Authorized for release by
Elizabeth Zanar, Project Manager
Elizabeth.Zanar@et.eurofinsus.com
(717)556-7290

Compliance Statement

Analytical test results meet all requirements of the associated regulatory program (e.g., NELAC (TNI), DoD, and ISO 17025) unless otherwise noted under the individual analysis. Data qualifiers are applied to note exceptions. Noncompliant quality control (QC) is further explained in narrative comments.

- QC results that exceed the upper limits and are associated with non-detect samples are qualified but further narration is not required since the bias is high and does not change a non-detect result. Further narration is also not required with QC blank detection when the associated sample concentration is non-detect or more than ten times the level in the blank.
- Matrix QC may not be reported if insufficient sample or site-specific QC samples were not submitted. In these situations, to demonstrate precision and accuracy at a batch level, a LCS/LCSD is performed, unless otherwise specified in the method.
- Surrogate and/or isotope dilution analyte recoveries (if applicable) which are outside of the QC window are confirmed unless attributed to a dilution or otherwise noted in the narrative.

Regulated compliance samples (e.g. SDWA, NPDES) must comply with the associated agency requirements/permits.

Measurement uncertainty values, as applicable, are available upon request.

Test results relate only to the sample tested. Clients should be aware that a critical step in a chemical or microbiological analysis is the collection of the sample. Unless the sample analyzed is truly representative of the bulk of material involved, the test results will be meaningless. If you have questions regarding the proper techniques of collecting samples, please contact us. We cannot be held responsible for sample integrity, however, unless sampling has been performed by a member of our staff. Times are local to the area of activity. Parameters listed in the 40 CFR Part 136 Table II as "analyze immediately" and tested in the laboratory are not performed within 15 minutes of collection.

This report shall not be reproduced except in full, without the written approval of the laboratory.

WARRANTY AND LIMITS OF LIABILITY - In accepting analytical work, we warrant the accuracy of test results for the sample as submitted. The foregoing express warranty is exclusive and is given in lieu of all other warranties, expressed or implied, except as otherwise agreed. We disclaim any other warranties, expressed or implied, including a warranty of fitness for particular purpose and warranty of merchantability. In no event shall Eurofins Lancaster Laboratories Environmental, LLC be liable for indirect, special, consequential, or incidental damages including, but not limited to, damages for loss of profit or goodwill regardless of (A) the negligence (either sole or concurrent) of Eurofins Lancaster Laboratories Environmental and (B) whether Eurofins Lancaster Laboratories Environmental has been informed of the possibility of such damages. We accept no legal responsibility for the purposes for which the client uses the test results. Except as otherwise agreed, no purchase order or other order for work shall be accepted by Eurofins Lancaster Laboratories Environmental which includes any conditions that vary from the Standard Terms and Conditions, and Eurofins Lancaster Laboratories Environmental hereby objects to any conflicting terms contained in any acceptance or order submitted by client.






Table of Contents

Cover Page	1
Table of Contents	4
Definitions/Glossary	5
Case Narrative	7
Detection Summary	9
Client Sample Results	20
Surrogate Summary	77
QC Sample Results	79
QC Association Summary	113
Lab Chronicle	121
Certification Summary	131
Method Summary	132
Sample Summary	133
Chain of Custody	134
Receipt Checklists	136

Definitions/Glossary

Client: Integral Consulting Inc NYSERDA FOIL Response, January 30, 2024 (R000359-122823)

PDF Page 224 of 526
Job ID: 410-140000-1

Project/Site: Solar Farm/Battery NY State

Qualifiers

GC/MS VOA

Qualifier	Qualifier Description
cn	Refer to Case Narrative for further detail
F1	MS and/or MSD recovery exceeds control limits.
J	Result is less than the RL but greater than or equal to the MDL and the concentration is an approximate value.

GC/MS VOA TICs

Qualifier	Qualifier Description
cn	Refer to Case Narrative for further detail
F2	MS/MSD RPD exceeds control limits
J	Indicates an Estimated Value for TICs
J	Result is less than the RL but greater than or equal to the MDL and the concentration is an approximate value.
N	Presumptive evidence of material.
T	Result is a tentatively identified compound (TIC) and an estimated value.

GC/MS Semi VOA

Qualifier	Qualifier Description
*+	LCS and/or LCSD is outside acceptance limits, high biased.
cn	Refer to Case Narrative for further detail
F1	MS and/or MSD recovery exceeds control limits.
F2	MS/MSD RPD exceeds control limits
J	Result is less than the RL but greater than or equal to the MDL and the concentration is an approximate value.

GC/MS Semi VOA TICs

Qualifier	Qualifier Description
B	Compound was found in the blank and sample.
J	Indicates an Estimated Value for TICs
N	Presumptive evidence of material.
T	Result is a tentatively identified compound (TIC) and an estimated value.

Metals

Qualifier	Qualifier Description
^2	Calibration Blank (ICB and/or CCB) is outside acceptance limits.
^3+	Reporting Limit Check Standard is outside acceptance limits, high biased
4	MS, MSD: The analyte present in the original sample is greater than 4 times the matrix spike concentration; therefore, control limits are not applicable.
B	Compound was found in the blank and sample.
E	Result exceeded calibration range.
F1	MS and/or MSD recovery exceeds control limits.
F2	MS/MSD RPD exceeds control limits
F3	Duplicate RPD exceeds the control limit
F5	Duplicate RPD exceeds limit, and one or both sample results are less than 5 times RL, and the absolute difference between results is < the upper reporting limits for both.
J	Result is less than the RL but greater than or equal to the MDL and the concentration is an approximate value.

Glossary

Abbreviation	These commonly used abbreviations may or may not be present in this report.
α	Listed under the "D" column to designate that the result is reported on a dry weight basis
%R	Percent Recovery
CFL	Contains Free Liquid
CFU	Colony Forming Unit
CNF	Contains No Free Liquid
DER	Duplicate Error Ratio (normalized absolute difference)
Dil Fac	Dilution Factor
DL	Detection Limit (DoD/DOE)
DL, RA, RE, IN	Indicates a Dilution, Re-analysis, Re-extraction, or additional Initial metals/anion analysis of the sample
DLC	Decision Level Concentration (Radiochemistry)

Definitions/Glossary

Client: Integral Consulting Inc
Project/Site: Solar Farm/Battery NY State

PDF Page 225 of 526
Job ID: 410-140000-1

Glossary (Continued)

Abbreviation **These commonly used abbreviations may or may not be present in this report.**

EDL	Estimated Detection Limit (Dioxin)
LOD	Limit of Detection (DoD/DOE)
LOQ	Limit of Quantitation (DoD/DOE)
MCL	EPA recommended "Maximum Contaminant Level"
MDA	Minimum Detectable Activity (Radiochemistry)
MDC	Minimum Detectable Concentration (Radiochemistry)
MDL	Method Detection Limit
ML	Minimum Level (Dioxin)
MPN	Most Probable Number
MQL	Method Quantitation Limit
NC	Not Calculated
ND	Not Detected at the reporting limit (or MDL or EDL if shown)
NEG	Negative / Absent
POS	Positive / Present
PQL	Practical Quantitation Limit
PRES	Presumptive
QC	Quality Control
RER	Relative Error Ratio (Radiochemistry)
RL	Reporting Limit or Requested Limit (Radiochemistry)
RPD	Relative Percent Difference, a measure of the relative difference between two points
TEF	Toxicity Equivalent Factor (Dioxin)
TEQ	Toxicity Equivalent Quotient (Dioxin)
TNTC	Too Numerous To Count

Case Narrative

Client: Integral Consulting Inc
Project/Site: Solar Farm/Battery NY State

PDF Page 226 of 526
Job ID: 410-140000-1

Job ID: 410-140000-1

Laboratory: Eurofins Lancaster Laboratories Environment Testing, LLC

Narrative

Job Narrative 410-140000-1

Receipt

The samples were received on 8/23/2023 10:02 AM. Unless otherwise noted below, the samples arrived in good condition, and, where required, properly preserved and on ice. The temperatures of the 2 coolers at receipt time were 1.2°C and 2.8°C

Receipt Exceptions

The following sample(s) was submitted for analysis; however, it was not listed on the Chain-of-Custody (COC):

Entered based on received containers and email from PM.

SS-5 (0.75-1) (410-140000-18)

GC/MS VOA

Method 8260D: The continuing calibration verification (CCV) associated with batch 410-413492 recovered above the upper control limit for Vinyl chloride. Non-detections of the affected analytes are reported. Any detections are considered estimated.

Method 8260D: Internal standard (ISTD) response for t-Butyl alcohol-d10 for the following samples in analytical batch 410-413639 was outside acceptance criteria: SS-3 (0-0.25) (410-140000-1), SS-3 (0.75-1) (410-140000-2), SS-1 (0-0.25) (410-140000-5), SS-1 (0.75-1) (410-140000-6), SS-7 (0.75-1) (410-140000-8), SS-9 (0.75-1) (410-140000-13) and SS-5 (0.75-1) (410-140000-18). This ISTD does not correspond to any of the requested target compounds reported from this analytical batch; therefore, the data have been reported.

No additional analytical or quality issues were noted, other than those described above or in the Definitions/ Glossary page.

GC/MS Semi VOA

Method 8270E: The continuing calibration verification (CCV) associated with batch 410-413475 recovered above the upper control limit for Bis(2-ethylhexyl) phthalate and Butyl benzyl phthalate. The samples associated with this CCV were non-detects for the affected analytes; therefore, the data have been reported. The associated sample is impacted: EB2-20230822 (410-140000-17).

Method 8270E: The continuing calibration verification (CCV) analyzed in batch 410-413475 was outside the method criteria for the following analyte(s): Hexachlorocyclopentadiene. A CCV standard at or below the reporting limit (RL) was analyzed with the affected samples and found to be acceptable. As indicated in the reference method, sample analysis may proceed; however, any detection for the affected analyte(s) is considered estimated.

Method 8270E: The continuing calibration verification (CCV) associated with batch 410-413455 recovered above the upper control limit for Pentachlorophenol. The samples associated with this CCV were non-detects for the affected analytes; therefore, the data have been reported. EB1-20230822 (410-140000-16).

Method 8270E: The initial calibration verification (ICV) associated with batch 410-413714 recovered above the upper control limit for Hexachlorocyclopentadiene. The samples associated with this ICV were non-detects for the affected analytes; therefore, the data have been reported.

Method 8270E: The initial calibration verification (ICV) associated with batch 410-414158 recovered above the upper control limit for Hexachlorocyclopentadiene. The samples associated with this ICV were non-detects for the affected analytes; therefore, the data have been reported.

Method 8270E: The initial calibration verification (ICV) result for batch 410-414514 was above the upper control limit. Sample results were non-detects, and have been reported as qualified data.

Method 8270E: The initial calibration verification (ICV) associated with batch 410-415189 recovered above the upper control limit for Hexachlorocyclopentadiene. The samples associated with this ICV were non-detects for the affected analytes; therefore, the data have been reported.

Case Narrative

Client: Integral Consulting Inc
Project/Site: Solar Farm/Battery NY State

PDF Page 227 of 526
Job ID: 410-140000-1

Job ID: 410-140000-1 (Continued)

Laboratory: Eurofins Lancaster Laboratories Environment Testing, LLC (Continued)

No additional analytical or quality issues were noted, other than those described above or in the Definitions/ Glossary page.

Metals

No additional analytical or quality issues were noted, other than those described above or in the Definitions/ Glossary page.

General Chemistry

No additional analytical or quality issues were noted, other than those described above or in the Definitions/ Glossary page.

1

2

3

4

5

6

7

8

9

10

11

12

13

14

15

Detection Summary

Client: Integral Consulting Inc NYSERDA FOIL Response, January 30, 2024 (R000359-122823)

PDF Page 228 of 526
Job ID: 410-140000-1

Project/Site: Solar Farm/Battery NY State

Client Sample ID: SS-3 (0-0.25)

Lab Sample ID: 410-140000-1

Analyte	Result	Qualifier	RL	MDL	Unit	Dil Fac	D	Method	Prep Type
2-Methylnaphthalene	7.1	J	23	7.0	ug/Kg	1	✱	8270E	Total/NA
Acetophenone	55	J	70	23	ug/Kg	1	✱	8270E	Total/NA
Benzaldehyde	200	J	230	47	ug/Kg	1	✱	8270E	Total/NA
Benzo[a]anthracene	11	J	23	4.7	ug/Kg	1	✱	8270E	Total/NA
Chrysene	16	J	23	4.7	ug/Kg	1	✱	8270E	Total/NA
Fluoranthene	27		23	4.7	ug/Kg	1	✱	8270E	Total/NA
Indeno[1,2,3-cd]pyrene	13	J	23	5.6	ug/Kg	1	✱	8270E	Total/NA
Phenanthrene	17	J	23	5.6	ug/Kg	1	✱	8270E	Total/NA
Phenol	65		51	23	ug/Kg	1	✱	8270E	Total/NA
Pyrene	22	J	23	4.7	ug/Kg	1	✱	8270E	Total/NA
Lithium	22		6.4	2.6	mg/Kg	1	✱	6010D	Total/NA
Aluminum	30000		130	63	mg/Kg	10	✱	6020B	Total/NA
Arsenic	3.7		0.51	0.17	mg/Kg	2	✱	6020B	Total/NA
Barium	190		0.51	0.23	mg/Kg	2	✱	6020B	Total/NA
Beryllium	1.2		0.13	0.030	mg/Kg	2	✱	6020B	Total/NA
Cadmium	0.27		0.13	0.051	mg/Kg	2	✱	6020B	Total/NA
Calcium	4800		51	25	mg/Kg	2	✱	6020B	Total/NA
Chromium	41		0.51	0.24	mg/Kg	2	✱	6020B	Total/NA
Cobalt	18		0.26	0.10	mg/Kg	2	✱	6020B	Total/NA
Copper	20		0.51	0.23	mg/Kg	2	✱	6020B	Total/NA
Iron	33000		130	59	mg/Kg	10	✱	6020B	Total/NA
Lead	19		0.26	0.097	mg/Kg	2	✱	6020B	Total/NA
Magnesium	8600		13	6.3	mg/Kg	2	✱	6020B	Total/NA
Manganese	960		0.51	0.26	mg/Kg	2	✱	6020B	Total/NA
Nickel	26		0.51	0.24	mg/Kg	2	✱	6020B	Total/NA
Potassium	5100		51	21	mg/Kg	2	✱	6020B	Total/NA
Selenium	0.30	J	0.51	0.13	mg/Kg	2	✱	6020B	Total/NA
Silver	0.052	J	0.13	0.052	mg/Kg	2	✱	6020B	Total/NA
Sodium	170		64	31	mg/Kg	2	✱	6020B	Total/NA
Thallium	0.31		0.13	0.050	mg/Kg	2	✱	6020B	Total/NA
Zinc	83		38	5.1	mg/Kg	2	✱	6020B	Total/NA
Vanadium	63		1.0	0.26	mg/Kg	2	✱	6020B	Total/NA
Mercury	0.034	J	0.084	0.028	mg/Kg	1	✱	7471B	Total/NA

Client Sample ID: SS-3 (0.75-1)

Lab Sample ID: 410-140000-2

Analyte	Result	Qualifier	RL	MDL	Unit	Dil Fac	D	Method	Prep Type
Chrysene	7.4	J	22	4.4	ug/Kg	1	✱	8270E	Total/NA
Fluoranthene	11	J	22	4.4	ug/Kg	1	✱	8270E	Total/NA
Phenanthrene	7.9	J	22	5.3	ug/Kg	1	✱	8270E	Total/NA
Pyrene	8.9	J	22	4.4	ug/Kg	1	✱	8270E	Total/NA
Lithium	27		6.2	2.5	mg/Kg	1	✱	6010D	Total/NA
Aluminum	36000	^2	120	61	mg/Kg	10	✱	6020B	Total/NA
Arsenic	3.8		0.49	0.16	mg/Kg	2	✱	6020B	Total/NA
Barium	270		2.5	1.1	mg/Kg	10	✱	6020B	Total/NA
Beryllium	1.3		0.12	0.029	mg/Kg	2	✱	6020B	Total/NA
Cadmium	0.059	J	0.12	0.049	mg/Kg	2	✱	6020B	Total/NA
Calcium	3600		49	24	mg/Kg	2	✱	6020B	Total/NA
Chromium	53		0.49	0.23	mg/Kg	2	✱	6020B	Total/NA
Cobalt	23		0.25	0.099	mg/Kg	2	✱	6020B	Total/NA
Copper	29		0.49	0.22	mg/Kg	2	✱	6020B	Total/NA

This Detection Summary does not include radiochemical test results.

Eurofins Lancaster Laboratories Environment Testing, LLC

Detection Summary

Client: Integral Consulting Inc
 Project/Site: Solar Farm/Battery NY State

PDF Page 229 of 526
 Job ID: 410-140000-1

Client Sample ID: SS-3 (0.75-1) (Continued)

Lab Sample ID: 410-140000-2

Analyte	Result	Qualifier	RL	MDL	Unit	Dil Fac	D	Method	Prep Type
Iron	36000	^2	120	57	mg/Kg	10	*	6020B	Total/NA
Lead	14		0.25	0.094	mg/Kg	2	*	6020B	Total/NA
Magnesium	10000		12	6.0	mg/Kg	2	*	6020B	Total/NA
Manganese	520	^2	0.49	0.25	mg/Kg	2	*	6020B	Total/NA
Nickel	34		0.49	0.23	mg/Kg	2	*	6020B	Total/NA
Potassium	7600		49	20	mg/Kg	2	*	6020B	Total/NA
Selenium	0.22	J	0.49	0.12	mg/Kg	2	*	6020B	Total/NA
Sodium	260		62	30	mg/Kg	2	*	6020B	Total/NA
Thallium	0.38		0.12	0.048	mg/Kg	2	*	6020B	Total/NA
Zinc	95		37	4.9	mg/Kg	2	*	6020B	Total/NA
Vanadium	73		0.99	0.25	mg/Kg	2	*	6020B	Total/NA
Mercury	0.036	J	0.076	0.025	mg/Kg	1	*	7471B	Total/NA

Client Sample ID: SS-2 (0-0.25)

Lab Sample ID: 410-140000-3

Analyte	Result	Qualifier	RL	MDL	Unit	Dil Fac	D	Method	Prep Type
2-Methylnaphthalene	9.9	J	24	7.1	ug/Kg	1	*	8270E	Total/NA
Acenaphthylene	150		24	5.7	ug/Kg	1	*	8270E	Total/NA
Acetophenone	28	J	71	24	ug/Kg	1	*	8270E	Total/NA
Anthracene	63		24	4.7	ug/Kg	1	*	8270E	Total/NA
Benzaldehyde	140	J	240	47	ug/Kg	1	*	8270E	Total/NA
Benzo[a]anthracene	330		24	4.7	ug/Kg	1	*	8270E	Total/NA
Benzo[a]pyrene	490		24	4.7	ug/Kg	1	*	8270E	Total/NA
Benzo[b]fluoranthene	640		24	4.7	ug/Kg	1	*	8270E	Total/NA
Benzo[g,h,i]perylene	380		24	4.7	ug/Kg	1	*	8270E	Total/NA
Benzo[k]fluoranthene	190		24	4.7	ug/Kg	1	*	8270E	Total/NA
Chrysene	480		24	4.7	ug/Kg	1	*	8270E	Total/NA
Dibenz(a,h)anthracene	97		24	9.4	ug/Kg	1	*	8270E	Total/NA
Fluoranthene	490		24	4.7	ug/Kg	1	*	8270E	Total/NA
Indeno[1,2,3-cd]pyrene	350		24	5.7	ug/Kg	1	*	8270E	Total/NA
Naphthalene	26		24	9.4	ug/Kg	1	*	8270E	Total/NA
Phenanthrene	110		24	5.7	ug/Kg	1	*	8270E	Total/NA
Pyrene	490		24	4.7	ug/Kg	1	*	8270E	Total/NA
Lithium	25		6.6	2.7	mg/Kg	1	*	6010D	Total/NA
Aluminum	30000		130	66	mg/Kg	10	*	6020B	Total/NA
Antimony	0.11	J	0.27	0.11	mg/Kg	2	*	6020B	Total/NA
Arsenic	3.6		0.53	0.18	mg/Kg	2	*	6020B	Total/NA
Barium	190		0.53	0.24	mg/Kg	2	*	6020B	Total/NA
Beryllium	1.2		0.13	0.032	mg/Kg	2	*	6020B	Total/NA
Cadmium	0.20		0.13	0.053	mg/Kg	2	*	6020B	Total/NA
Calcium	5100		53	26	mg/Kg	2	*	6020B	Total/NA
Chromium	41		0.53	0.25	mg/Kg	2	*	6020B	Total/NA
Cobalt	18		0.27	0.11	mg/Kg	2	*	6020B	Total/NA
Copper	21		0.53	0.24	mg/Kg	2	*	6020B	Total/NA
Iron	35000		130	61	mg/Kg	10	*	6020B	Total/NA
Lead	23		0.27	0.10	mg/Kg	2	*	6020B	Total/NA
Magnesium	8600		13	6.5	mg/Kg	2	*	6020B	Total/NA
Manganese	800		0.53	0.27	mg/Kg	2	*	6020B	Total/NA
Nickel	25		0.53	0.25	mg/Kg	2	*	6020B	Total/NA
Potassium	5200		53	21	mg/Kg	2	*	6020B	Total/NA
Selenium	0.39	J	0.53	0.13	mg/Kg	2	*	6020B	Total/NA

This Detection Summary does not include radiochemical test results.

Eurofins Lancaster Laboratories Environment Testing, LLC

Detection Summary

Client: Integral Consulting Inc NYSERDA FOIL Response, January 30, 2024 (R000359-122823)

PDF Page 230 of 526
Job ID: 410-140000-1

Project/Site: Solar Farm/Battery NY State

Client Sample ID: SS-2 (0-0.25) (Continued)

Lab Sample ID: 410-140000-3

Analyte	Result	Qualifier	RL	MDL	Unit	Dil Fac	D	Method	Prep Type
Silver	0.068	J	0.13	0.054	mg/Kg	2	✳	6020B	Total/NA
Sodium	180		66	32	mg/Kg	2	✳	6020B	Total/NA
Thallium	0.30		0.13	0.052	mg/Kg	2	✳	6020B	Total/NA
Zinc	93		40	5.3	mg/Kg	2	✳	6020B	Total/NA
Vanadium	66		1.1	0.27	mg/Kg	2	✳	6020B	Total/NA
Mercury	0.045	J	0.081	0.027	mg/Kg	1	✳	7471B	Total/NA

Client Sample ID: SS-2 (0.75-1)

Lab Sample ID: 410-140000-4

Analyte	Result	Qualifier	RL	MDL	Unit	Dil Fac	D	Method	Prep Type
Acenaphthylene	16	J	21	5.1	ug/Kg	1	✳	8270E	Total/NA
Anthracene	7.8	J	21	4.2	ug/Kg	1	✳	8270E	Total/NA
Benzo[a]anthracene	21		21	4.2	ug/Kg	1	✳	8270E	Total/NA
Benzo[a]pyrene	35		21	4.2	ug/Kg	1	✳	8270E	Total/NA
Benzo[b]fluoranthene	48		21	4.2	ug/Kg	1	✳	8270E	Total/NA
Benzo[g,h,i]perylene	28		21	4.2	ug/Kg	1	✳	8270E	Total/NA
Benzo[k]fluoranthene	14	J	21	4.2	ug/Kg	1	✳	8270E	Total/NA
Chrysene	41		21	4.2	ug/Kg	1	✳	8270E	Total/NA
Dibenz(a,h)anthracene	9.6	J	21	8.4	ug/Kg	1	✳	8270E	Total/NA
Fluoranthene	51		21	4.2	ug/Kg	1	✳	8270E	Total/NA
Indeno[1,2,3-cd]pyrene	24		21	5.1	ug/Kg	1	✳	8270E	Total/NA
Phenanthrene	21		21	5.1	ug/Kg	1	✳	8270E	Total/NA
Pyrene	50		21	4.2	ug/Kg	1	✳	8270E	Total/NA
Lithium	27		6.0	2.4	mg/Kg	1	✳	6010D	Total/NA
Aluminum	32000		120	59	mg/Kg	10	✳	6020B	Total/NA
Antimony	0.097	J	0.24	0.096	mg/Kg	2	✳	6020B	Total/NA
Arsenic	3.4		0.48	0.16	mg/Kg	2	✳	6020B	Total/NA
Barium	190		0.48	0.22	mg/Kg	2	✳	6020B	Total/NA
Beryllium	1.2		0.12	0.028	mg/Kg	2	✳	6020B	Total/NA
Cadmium	0.17		0.12	0.048	mg/Kg	2	✳	6020B	Total/NA
Calcium	3000		48	23	mg/Kg	2	✳	6020B	Total/NA
Chromium	42		0.48	0.23	mg/Kg	2	✳	6020B	Total/NA
Cobalt	16		0.24	0.096	mg/Kg	2	✳	6020B	Total/NA
Copper	19		0.48	0.22	mg/Kg	2	✳	6020B	Total/NA
Iron	34000		120	55	mg/Kg	10	✳	6020B	Total/NA
Lead	21		0.24	0.091	mg/Kg	2	✳	6020B	Total/NA
Magnesium	8700		12	5.9	mg/Kg	2	✳	6020B	Total/NA
Manganese	710		0.48	0.24	mg/Kg	2	✳	6020B	Total/NA
Nickel	26		0.48	0.23	mg/Kg	2	✳	6020B	Total/NA
Potassium	5500		48	19	mg/Kg	2	✳	6020B	Total/NA
Selenium	0.34	J	0.48	0.12	mg/Kg	2	✳	6020B	Total/NA
Silver	0.055	J	0.12	0.049	mg/Kg	2	✳	6020B	Total/NA
Sodium	180		60	29	mg/Kg	2	✳	6020B	Total/NA
Thallium	0.34		0.12	0.047	mg/Kg	2	✳	6020B	Total/NA
Zinc	130		36	4.8	mg/Kg	2	✳	6020B	Total/NA
Vanadium	65		0.96	0.24	mg/Kg	2	✳	6020B	Total/NA
Mercury	0.039	J	0.071	0.024	mg/Kg	1	✳	7471B	Total/NA

Client Sample ID: SS-1 (0-0.25)

Lab Sample ID: 410-140000-5

Analyte	Result	Qualifier	RL	MDL	Unit	Dil Fac	D	Method	Prep Type
Acenaphthylene	7.7	J	24	5.7	ug/Kg	1	✳	8270E	Total/NA

This Detection Summary does not include radiochemical test results.

Eurofins Lancaster Laboratories Environment Testing, LLC

Detection Summary

Client: Integral Consulting Inc
 Project/Site: Solar Farm/Battery NY State

PDF Page 231 of 526
 Job ID: 410-140000-1

Client Sample ID: SS-1 (0-0.25) (Continued)

Lab Sample ID: 410-140000-5

Analyte	Result	Qualifier	RL	MDL	Unit	Dil Fac	D	Method	Prep Type
Benzaldehyde	71	J	240	48	ug/Kg	1	*	8270E	Total/NA
Benzo[a]anthracene	15	J	24	4.8	ug/Kg	1	*	8270E	Total/NA
Benzo[a]pyrene	20	J	24	4.8	ug/Kg	1	*	8270E	Total/NA
Benzo[b]fluoranthene	25		24	4.8	ug/Kg	1	*	8270E	Total/NA
Benzo[g,h,i]perylene	17	J	24	4.8	ug/Kg	1	*	8270E	Total/NA
Benzo[k]fluoranthene	8.2	J	24	4.8	ug/Kg	1	*	8270E	Total/NA
Chrysene	22	J	24	4.8	ug/Kg	1	*	8270E	Total/NA
Fluoranthene	33		24	4.8	ug/Kg	1	*	8270E	Total/NA
Indeno[1,2,3-cd]pyrene	14	J	24	5.7	ug/Kg	1	*	8270E	Total/NA
Phenanthrene	17	J	24	5.7	ug/Kg	1	*	8270E	Total/NA
Pyrene	29		24	4.8	ug/Kg	1	*	8270E	Total/NA
Lithium	22		7.0	2.8	mg/Kg	1	*	6010D	Total/NA
Aluminum	33000	^2	140	69	mg/Kg	10	*	6020B	Total/NA
Antimony	0.14	J	0.28	0.11	mg/Kg	2	*	6020B	Total/NA
Arsenic	3.1		0.56	0.19	mg/Kg	2	*	6020B	Total/NA
Barium	190		0.56	0.26	mg/Kg	2	*	6020B	Total/NA
Beryllium	1.1		0.14	0.033	mg/Kg	2	*	6020B	Total/NA
Cadmium	0.27		0.14	0.056	mg/Kg	2	*	6020B	Total/NA
Calcium	12000		56	27	mg/Kg	2	*	6020B	Total/NA
Chromium	38		0.56	0.26	mg/Kg	2	*	6020B	Total/NA
Cobalt	12		0.28	0.11	mg/Kg	2	*	6020B	Total/NA
Copper	16		0.56	0.25	mg/Kg	2	*	6020B	Total/NA
Iron	31000	^2	140	64	mg/Kg	10	*	6020B	Total/NA
Lead	17		0.28	0.11	mg/Kg	2	*	6020B	Total/NA
Magnesium	6500		14	6.8	mg/Kg	2	*	6020B	Total/NA
Manganese	890	^2	0.56	0.28	mg/Kg	2	*	6020B	Total/NA
Nickel	22		0.56	0.26	mg/Kg	2	*	6020B	Total/NA
Potassium	4000		56	22	mg/Kg	2	*	6020B	Total/NA
Selenium	0.37	J	0.56	0.14	mg/Kg	2	*	6020B	Total/NA
Silver	0.069	J	0.14	0.057	mg/Kg	2	*	6020B	Total/NA
Sodium	140		70	33	mg/Kg	2	*	6020B	Total/NA
Thallium	0.29		0.14	0.055	mg/Kg	2	*	6020B	Total/NA
Zinc	82		42	5.6	mg/Kg	2	*	6020B	Total/NA
Vanadium	57		1.1	0.28	mg/Kg	2	*	6020B	Total/NA
Mercury	0.062	J	0.083	0.028	mg/Kg	1	*	7471B	Total/NA

Client Sample ID: SS-1 (0.75-1)

Lab Sample ID: 410-140000-6

Analyte	Result	Qualifier	RL	MDL	Unit	Dil Fac	D	Method	Prep Type
Benzaldehyde	60	J	210	43	ug/Kg	1	*	8270E	Total/NA
Benzo[a]anthracene	6.3	J	21	4.3	ug/Kg	1	*	8270E	Total/NA
Benzo[b]fluoranthene	11	J	21	4.3	ug/Kg	1	*	8270E	Total/NA
Chrysene	10	J	21	4.3	ug/Kg	1	*	8270E	Total/NA
Fluoranthene	12	J	21	4.3	ug/Kg	1	*	8270E	Total/NA
Pyrene	9.8	J	21	4.3	ug/Kg	1	*	8270E	Total/NA
Lithium	23		5.9	2.4	mg/Kg	1	*	6010D	Total/NA
Aluminum	38000	^2	120	59	mg/Kg	10	*	6020B	Total/NA
Arsenic	4.4		0.47	0.16	mg/Kg	2	*	6020B	Total/NA
Barium	310		2.4	1.1	mg/Kg	10	*	6020B	Total/NA
Beryllium	1.3		0.12	0.028	mg/Kg	2	*	6020B	Total/NA
Cadmium	0.38		0.12	0.047	mg/Kg	2	*	6020B	Total/NA

This Detection Summary does not include radiochemical test results.

Eurofins Lancaster Laboratories Environment Testing, LLC

Detection Summary

Client: Integral Consulting Inc
 Project/Site: Solar Farm/Battery NY State

PDF Page 232 of 526
 Job ID: 410-140000-1

Client Sample ID: SS-1 (0.75-1) (Continued)

Lab Sample ID: 410-140000-6

Analyte	Result	Qualifier	RL	MDL	Unit	Dil Fac	D	Method	Prep Type
Calcium	5900		47	23	mg/Kg	2	*	6020B	Total/NA
Chromium	49		0.47	0.23	mg/Kg	2	*	6020B	Total/NA
Cobalt	27		0.24	0.095	mg/Kg	2	*	6020B	Total/NA
Copper	26		0.47	0.21	mg/Kg	2	*	6020B	Total/NA
Iron	41000	^2	120	55	mg/Kg	10	*	6020B	Total/NA
Lead	16		0.24	0.090	mg/Kg	2	*	6020B	Total/NA
Magnesium	7900		12	5.8	mg/Kg	2	*	6020B	Total/NA
Manganese	1800	^2	2.4	1.2	mg/Kg	10	*	6020B	Total/NA
Nickel	35		0.47	0.23	mg/Kg	2	*	6020B	Total/NA
Potassium	5500		47	19	mg/Kg	2	*	6020B	Total/NA
Selenium	0.38	J	0.47	0.12	mg/Kg	2	*	6020B	Total/NA
Silver	0.10	J	0.12	0.048	mg/Kg	2	*	6020B	Total/NA
Sodium	150		59	28	mg/Kg	2	*	6020B	Total/NA
Thallium	0.37		0.12	0.046	mg/Kg	2	*	6020B	Total/NA
Zinc	79		36	4.7	mg/Kg	2	*	6020B	Total/NA
Vanadium	77		0.95	0.24	mg/Kg	2	*	6020B	Total/NA
Mercury	0.039	J	0.072	0.024	mg/Kg	1	*	7471B	Total/NA

Client Sample ID: SS-7 (0-0.25)

Lab Sample ID: 410-140000-7

Analyte	Result	Qualifier	RL	MDL	Unit	Dil Fac	D	Method	Prep Type
Benzo[a]anthracene	5.4	J	24	4.8	ug/Kg	1	*	8270E	Total/NA
Benzo[a]pyrene	6.9	J	24	4.8	ug/Kg	1	*	8270E	Total/NA
Benzo[b]fluoranthene	10	J	24	4.8	ug/Kg	1	*	8270E	Total/NA
Benzo[g,h,i]perylene	8.1	J	24	4.8	ug/Kg	1	*	8270E	Total/NA
Chrysene	11	J	24	4.8	ug/Kg	1	*	8270E	Total/NA
Fluoranthene	12	J	24	4.8	ug/Kg	1	*	8270E	Total/NA
Naphthalene	11	J	24	9.5	ug/Kg	1	*	8270E	Total/NA
Phenanthrene	8.2	J	24	5.7	ug/Kg	1	*	8270E	Total/NA
Pyrene	13	J	24	4.8	ug/Kg	1	*	8270E	Total/NA
Lithium	26		6.9	2.8	mg/Kg	1	*	6010D	Total/NA
Aluminum	29000	^2	140	68	mg/Kg	10	*	6020B	Total/NA
Antimony	0.13	J	0.28	0.11	mg/Kg	2	*	6020B	Total/NA
Arsenic	4.5		0.55	0.18	mg/Kg	2	*	6020B	Total/NA
Barium	220		0.55	0.25	mg/Kg	2	*	6020B	Total/NA
Beryllium	1.1		0.14	0.033	mg/Kg	2	*	6020B	Total/NA
Cadmium	0.14		0.14	0.055	mg/Kg	2	*	6020B	Total/NA
Calcium	2800		55	27	mg/Kg	2	*	6020B	Total/NA
Chromium	44		0.55	0.26	mg/Kg	2	*	6020B	Total/NA
Cobalt	23		0.28	0.11	mg/Kg	2	*	6020B	Total/NA
Copper	24		0.55	0.25	mg/Kg	2	*	6020B	Total/NA
Iron	34000	^2	140	64	mg/Kg	10	*	6020B	Total/NA
Lead	25		0.28	0.10	mg/Kg	2	*	6020B	Total/NA
Magnesium	8600		14	6.8	mg/Kg	2	*	6020B	Total/NA
Manganese	990		0.55	0.28	mg/Kg	2	*	6020B	Total/NA
Nickel	28		0.55	0.26	mg/Kg	2	*	6020B	Total/NA
Potassium	5500		55	22	mg/Kg	2	*	6020B	Total/NA
Selenium	0.32	J	0.55	0.14	mg/Kg	2	*	6020B	Total/NA
Silver	0.058	J	0.14	0.056	mg/Kg	2	*	6020B	Total/NA
Sodium	180		69	33	mg/Kg	2	*	6020B	Total/NA
Thallium	0.34		0.14	0.054	mg/Kg	2	*	6020B	Total/NA

This Detection Summary does not include radiochemical test results.

Eurofins Lancaster Laboratories Environment Testing, LLC

Detection Summary

Client: Integral Consulting Inc
 Project/Site: Solar Farm/Battery NY State

PDF Page 233 of 526
 Job ID: 410-140000-1

Client Sample ID: SS-7 (0-0.25) (Continued)

Lab Sample ID: 410-140000-7

Analyte	Result	Qualifier	RL	MDL	Unit	Dil Fac	D	Method	Prep Type
Zinc	95		41	5.5	mg/Kg	2	✱	6020B	Total/NA
Vanadium	74		1.1	0.28	mg/Kg	2	✱	6020B	Total/NA
Mercury	0.040	J	0.085	0.028	mg/Kg	1	✱	7471B	Total/NA

Client Sample ID: SS-7 (0.75-1)

Lab Sample ID: 410-140000-8

Analyte	Result	Qualifier	RL	MDL	Unit	Dil Fac	D	Method	Prep Type
Chrysene	4.6	J	23	4.6	ug/Kg	1	✱	8270E	Total/NA
Pyrene	6.7	J	23	4.6	ug/Kg	1	✱	8270E	Total/NA
Lithium	28		6.6	2.6	mg/Kg	1	✱	6010D	Total/NA
Aluminum	44000	^2	130	65	mg/Kg	10	✱	6020B	Total/NA
Arsenic	4.5		0.53	0.18	mg/Kg	2	✱	6020B	Total/NA
Barium	340		2.6	1.2	mg/Kg	10	✱	6020B	Total/NA
Beryllium	1.4		0.13	0.031	mg/Kg	2	✱	6020B	Total/NA
Calcium	3800		53	26	mg/Kg	2	✱	6020B	Total/NA
Chromium	60		0.53	0.25	mg/Kg	2	✱	6020B	Total/NA
Cobalt	25		0.26	0.11	mg/Kg	2	✱	6020B	Total/NA
Copper	37		0.53	0.24	mg/Kg	2	✱	6020B	Total/NA
Iron	44000	^2	130	61	mg/Kg	10	✱	6020B	Total/NA
Lead	14		0.26	0.10	mg/Kg	2	✱	6020B	Total/NA
Magnesium	12000		13	6.5	mg/Kg	2	✱	6020B	Total/NA
Manganese	540		0.53	0.26	mg/Kg	2	✱	6020B	Total/NA
Nickel	38		0.53	0.25	mg/Kg	2	✱	6020B	Total/NA
Potassium	8500		53	21	mg/Kg	2	✱	6020B	Total/NA
Selenium	0.16	J	0.53	0.13	mg/Kg	2	✱	6020B	Total/NA
Silver	0.17		0.13	0.053	mg/Kg	2	✱	6020B	Total/NA
Sodium	320		66	32	mg/Kg	2	✱	6020B	Total/NA
Thallium	0.47		0.13	0.052	mg/Kg	2	✱	6020B	Total/NA
Zinc	110		40	5.3	mg/Kg	2	✱	6020B	Total/NA
Vanadium	83		1.1	0.26	mg/Kg	2	✱	6020B	Total/NA
Mercury	0.026	J	0.077	0.026	mg/Kg	1	✱	7471B	Total/NA

Client Sample ID: SS-8 (0-0.25)

Lab Sample ID: 410-140000-9

Analyte	Result	Qualifier	RL	MDL	Unit	Dil Fac	D	Method	Prep Type
Chrysene	6.5	J	29	5.9	ug/Kg	1	✱	8270E	Total/NA
Fluoranthene	6.2	J	29	5.9	ug/Kg	1	✱	8270E	Total/NA
Phenol	87		65	29	ug/Kg	1	✱	8270E	Total/NA
Pyrene	6.9	J	29	5.9	ug/Kg	1	✱	8270E	Total/NA
Lithium	29		8.5	3.4	mg/Kg	1	✱	6010D	Total/NA
Aluminum	30000	^2	34	17	mg/Kg	2	✱	6020B	Total/NA
Antimony	0.15	J	0.34	0.14	mg/Kg	2	✱	6020B	Total/NA
Arsenic	3.9		0.68	0.23	mg/Kg	2	✱	6020B	Total/NA
Barium	190		0.68	0.31	mg/Kg	2	✱	6020B	Total/NA
Beryllium	0.98		0.17	0.040	mg/Kg	2	✱	6020B	Total/NA
Cadmium	0.54		0.17	0.068	mg/Kg	2	✱	6020B	Total/NA
Calcium	3300		68	33	mg/Kg	2	✱	6020B	Total/NA
Chromium	40		0.68	0.32	mg/Kg	2	✱	6020B	Total/NA
Cobalt	17	^2	0.34	0.14	mg/Kg	2	✱	6020B	Total/NA
Copper	19		0.68	0.31	mg/Kg	2	✱	6020B	Total/NA
Iron	31000	^2	170	78	mg/Kg	10	✱	6020B	Total/NA
Lead	20		0.34	0.13	mg/Kg	2	✱	6020B	Total/NA

This Detection Summary does not include radiochemical test results.

Eurofins Lancaster Laboratories Environment Testing, LLC

Detection Summary

Client: Integral Consulting Inc NYSERDA FOIL Response, January 30, 2024 (R000359-122823)

PDF Page 234 of 526
Job ID: 410-140000-1

Project/Site: Solar Farm/Battery NY State

Client Sample ID: SS-8 (0-0.25) (Continued)

Lab Sample ID: 410-140000-9

Analyte	Result	Qualifier	RL	MDL	Unit	Dil Fac	D	Method	Prep Type
Magnesium	7400	^2	17	8.3	mg/Kg	2	✱	6020B	Total/NA
Manganese	970	^2	0.68	0.34	mg/Kg	2	✱	6020B	Total/NA
Nickel	24		0.68	0.32	mg/Kg	2	✱	6020B	Total/NA
Potassium	4500		68	27	mg/Kg	2	✱	6020B	Total/NA
Selenium	0.36	J	0.68	0.17	mg/Kg	2	✱	6020B	Total/NA
Sodium	180		85	41	mg/Kg	2	✱	6020B	Total/NA
Thallium	0.34		0.17	0.067	mg/Kg	2	✱	6020B	Total/NA
Zinc	97		51	6.8	mg/Kg	2	✱	6020B	Total/NA
Vanadium	64		1.4	0.34	mg/Kg	2	✱	6020B	Total/NA
Mercury	0.052	J	0.099	0.033	mg/Kg	1	✱	7471B	Total/NA

Client Sample ID: SS-8 (0.75-1)

Lab Sample ID: 410-140000-10

Analyte	Result	Qualifier	RL	MDL	Unit	Dil Fac	D	Method	Prep Type
Benzo[b]fluoranthene	7.6	J	23	4.5	ug/Kg	1	✱	8270E	Total/NA
Chrysene	9.9	J	23	4.5	ug/Kg	1	✱	8270E	Total/NA
Fluoranthene	8.4	J	23	4.5	ug/Kg	1	✱	8270E	Total/NA
Pyrene	8.0	J	23	4.5	ug/Kg	1	✱	8270E	Total/NA
Lithium	30		6.6	2.7	mg/Kg	1	✱	6010D	Total/NA
Aluminum	31000	^2	130	66	mg/Kg	10	✱	6020B	Total/NA
Arsenic	3.6		0.53	0.18	mg/Kg	2	✱	6020B	Total/NA
Barium	210		0.53	0.24	mg/Kg	2	✱	6020B	Total/NA
Beryllium	1.2		0.13	0.032	mg/Kg	2	✱	6020B	Total/NA
Cadmium	0.057	J	0.13	0.053	mg/Kg	2	✱	6020B	Total/NA
Calcium	2700		53	26	mg/Kg	2	✱	6020B	Total/NA
Chromium	46		0.53	0.25	mg/Kg	2	✱	6020B	Total/NA
Cobalt	18		0.27	0.11	mg/Kg	2	✱	6020B	Total/NA
Copper	18		0.53	0.24	mg/Kg	2	✱	6020B	Total/NA
Iron	34000	^2	130	61	mg/Kg	10	✱	6020B	Total/NA
Lead	17		0.27	0.10	mg/Kg	2	✱	6020B	Total/NA
Magnesium	8600		13	6.5	mg/Kg	2	✱	6020B	Total/NA
Manganese	1100		0.53	0.27	mg/Kg	2	✱	6020B	Total/NA
Nickel	27		0.53	0.25	mg/Kg	2	✱	6020B	Total/NA
Potassium	5500		53	21	mg/Kg	2	✱	6020B	Total/NA
Selenium	0.33	J	0.53	0.13	mg/Kg	2	✱	6020B	Total/NA
Sodium	190		66	32	mg/Kg	2	✱	6020B	Total/NA
Thallium	0.36		0.13	0.052	mg/Kg	2	✱	6020B	Total/NA
Zinc	100		40	5.3	mg/Kg	2	✱	6020B	Total/NA
Vanadium	73		1.1	0.27	mg/Kg	2	✱	6020B	Total/NA
Mercury	0.041	J	0.076	0.025	mg/Kg	1	✱	7471B	Total/NA

Client Sample ID: TB1-20230822

Lab Sample ID: 410-140000-11

No Detections.

Client Sample ID: SS-9 (0-0.25)

Lab Sample ID: 410-140000-12

Analyte	Result	Qualifier	RL	MDL	Unit	Dil Fac	D	Method	Prep Type
2-Methylnaphthalene	20	J	32	9.6	ug/Kg	1	✱	8270E	Total/NA
4-Methylphenol	100		96	32	ug/Kg	1	✱	8270E	Total/NA
Benzo[b]fluoranthene	9.8	J	32	6.4	ug/Kg	1	✱	8270E	Total/NA
Chrysene	9.6	J	32	6.4	ug/Kg	1	✱	8270E	Total/NA
Fluoranthene	9.8	J	32	6.4	ug/Kg	1	✱	8270E	Total/NA

This Detection Summary does not include radiochemical test results.

Eurofins Lancaster Laboratories Environment Testing, LLC

Detection Summary

Client: Integral Consulting Inc
 Project/Site: Solar Farm/Battery NY State

PDF Page 235 of 526
 Job ID: 410-140000-1

Client Sample ID: SS-9 (0-0.25) (Continued)

Lab Sample ID: 410-140000-12

Analyte	Result	Qualifier	RL	MDL	Unit	Dil Fac	D	Method	Prep Type
Phenol	93		70	32	ug/Kg	1	*	8270E	Total/NA
Pyrene	9.4	J	32	6.4	ug/Kg	1	*	8270E	Total/NA
Lithium	36		9.6	3.8	mg/Kg	1	*	6010D	Total/NA
Aluminum	46000	^2	190	95	mg/Kg	10	*	6020B	Total/NA
Antimony	0.15	J	0.38	0.15	mg/Kg	2	*	6020B	Total/NA
Arsenic	4.7		0.77	0.26	mg/Kg	2	*	6020B	Total/NA
Barium	240		0.77	0.35	mg/Kg	2	*	6020B	Total/NA
Beryllium	1.7		0.19	0.046	mg/Kg	2	*	6020B	Total/NA
Cadmium	0.20		0.19	0.077	mg/Kg	2	*	6020B	Total/NA
Calcium	5600		77	38	mg/Kg	2	*	6020B	Total/NA
Chromium	56		0.77	0.36	mg/Kg	2	*	6020B	Total/NA
Cobalt	18		0.38	0.15	mg/Kg	2	*	6020B	Total/NA
Copper	22		0.77	0.35	mg/Kg	2	*	6020B	Total/NA
Iron	54000	^2	190	88	mg/Kg	10	*	6020B	Total/NA
Lead	21		0.38	0.15	mg/Kg	2	*	6020B	Total/NA
Magnesium	10000		19	9.4	mg/Kg	2	*	6020B	Total/NA
Manganese	1100		0.77	0.38	mg/Kg	2	*	6020B	Total/NA
Nickel	33		0.77	0.36	mg/Kg	2	*	6020B	Total/NA
Potassium	6700		77	31	mg/Kg	2	*	6020B	Total/NA
Selenium	0.50	J	0.77	0.19	mg/Kg	2	*	6020B	Total/NA
Silver	0.10	J	0.19	0.078	mg/Kg	2	*	6020B	Total/NA
Sodium	180		96	46	mg/Kg	2	*	6020B	Total/NA
Thallium	0.41		0.19	0.075	mg/Kg	2	*	6020B	Total/NA
Zinc	120		58	7.7	mg/Kg	2	*	6020B	Total/NA
Vanadium	86		1.5	0.38	mg/Kg	2	*	6020B	Total/NA
Mercury	0.055	J	0.11	0.038	mg/Kg	1	*	7471B	Total/NA

Client Sample ID: SS-9 (0.75-1)

Lab Sample ID: 410-140000-13

Analyte	Result	Qualifier	RL	MDL	Unit	Dil Fac	D	Method	Prep Type
1,1'-Biphenyl	74		54	24	ug/Kg	1	*	8270E	Total/NA
2,4,5-Trichlorophenol	34	J	54	24	ug/Kg	1	*	8270E	Total/NA
2,4,6-Trichlorophenol	46	J	54	24	ug/Kg	1	*	8270E	Total/NA
2-Chloronaphthalene	88		49	20	ug/Kg	1	*	8270E	Total/NA
2-Methylnaphthalene	71		24	7.3	ug/Kg	1	*	8270E	Total/NA
4-Bromophenyl phenyl ether	120		54	24	ug/Kg	1	*	8270E	Total/NA
4-Chlorophenyl phenyl ether	110		54	24	ug/Kg	1	*	8270E	Total/NA
Acenaphthene	92		24	4.9	ug/Kg	1	*	8270E	Total/NA
Acenaphthylene	64		24	5.9	ug/Kg	1	*	8270E	Total/NA
Anthracene	120		24	4.9	ug/Kg	1	*	8270E	Total/NA
Benzaldehyde	78	J	240	49	ug/Kg	1	*	8270E	Total/NA
Benzo[a]anthracene	68		24	4.9	ug/Kg	1	*	8270E	Total/NA
Benzo[a]pyrene	32		24	4.9	ug/Kg	1	*	8270E	Total/NA
Benzo[b]fluoranthene	38		24	4.9	ug/Kg	1	*	8270E	Total/NA
Benzo[g,h,i]perylene	15	J	24	4.9	ug/Kg	1	*	8270E	Total/NA
Benzo[k]fluoranthene	35		24	4.9	ug/Kg	1	*	8270E	Total/NA
Chrysene	70		24	4.9	ug/Kg	1	*	8270E	Total/NA
Dibenz(a,h)anthracene	17	J	24	9.8	ug/Kg	1	*	8270E	Total/NA
Dibenzofuran	110		54	24	ug/Kg	1	*	8270E	Total/NA
Fluoranthene	96		24	4.9	ug/Kg	1	*	8270E	Total/NA
Fluorene	99		24	4.9	ug/Kg	1	*	8270E	Total/NA

This Detection Summary does not include radiochemical test results.

Eurofins Lancaster Laboratories Environment Testing, LLC

Detection Summary

Client: Integral Consulting Inc
 Project/Site: Solar Farm/Battery NY State

PDF Page 236 of 526
 Job ID: 410-140000-1

Client Sample ID: SS-9 (0.75-1) (Continued)

Lab Sample ID: 410-140000-13

Analyte	Result	Qualifier	RL	MDL	Unit	Dil Fac	D	Method	Prep Type
Hexachlorobenzene	190		24	9.8	ug/Kg	1	✖	8270E	Total/NA
Hexachlorobutadiene	32	J	73	29	ug/Kg	1	✖	8270E	Total/NA
Indeno[1,2,3-cd]pyrene	18	J	24	5.9	ug/Kg	1	✖	8270E	Total/NA
Naphthalene	45		24	9.8	ug/Kg	1	✖	8270E	Total/NA
Phenanthrene	120		24	5.9	ug/Kg	1	✖	8270E	Total/NA
Pyrene	99		24	4.9	ug/Kg	1	✖	8270E	Total/NA
Lithium	36		7.0	2.8	mg/Kg	1	✖	6010D	Total/NA
Aluminum	45000	^2	140	70	mg/Kg	10	✖	6020B	Total/NA
Arsenic	3.8		0.56	0.19	mg/Kg	2	✖	6020B	Total/NA
Barium	230		0.56	0.26	mg/Kg	2	✖	6020B	Total/NA
Beryllium	1.4		0.14	0.034	mg/Kg	2	✖	6020B	Total/NA
Cadmium	0.13	J	0.14	0.056	mg/Kg	2	✖	6020B	Total/NA
Calcium	2400		56	28	mg/Kg	2	✖	6020B	Total/NA
Chromium	59		0.56	0.27	mg/Kg	2	✖	6020B	Total/NA
Cobalt	15		0.28	0.11	mg/Kg	2	✖	6020B	Total/NA
Copper	18		0.56	0.25	mg/Kg	2	✖	6020B	Total/NA
Iron	46000	^2	140	65	mg/Kg	10	✖	6020B	Total/NA
Lead	18		0.28	0.11	mg/Kg	2	✖	6020B	Total/NA
Magnesium	9500		14	6.9	mg/Kg	2	✖	6020B	Total/NA
Manganese	840		0.56	0.28	mg/Kg	2	✖	6020B	Total/NA
Nickel	30		0.56	0.27	mg/Kg	2	✖	6020B	Total/NA
Potassium	6900		56	23	mg/Kg	2	✖	6020B	Total/NA
Selenium	0.55	J	0.56	0.14	mg/Kg	2	✖	6020B	Total/NA
Silver	0.10	J	0.14	0.057	mg/Kg	2	✖	6020B	Total/NA
Sodium	180		70	34	mg/Kg	2	✖	6020B	Total/NA
Thallium	0.43		0.14	0.055	mg/Kg	2	✖	6020B	Total/NA
Zinc	110		42	5.6	mg/Kg	2	✖	6020B	Total/NA
Vanadium	84		1.1	0.28	mg/Kg	2	✖	6020B	Total/NA
Mercury	0.051	J	0.085	0.028	mg/Kg	1	✖	7471B	Total/NA

Client Sample ID: SS-5 (0-0.25)

Lab Sample ID: 410-140000-14

Analyte	Result	Qualifier	RL	MDL	Unit	Dil Fac	D	Method	Prep Type
Anthracene	4.2	J	19	3.8	ug/Kg	1	✖	8270E	Total/NA
Benzo[a]anthracene	5.0	J	19	3.8	ug/Kg	1	✖	8270E	Total/NA
Benzo[b]fluoranthene	7.2	J	19	3.8	ug/Kg	1	✖	8270E	Total/NA
Chrysene	8.5	J	19	3.8	ug/Kg	1	✖	8270E	Total/NA
Fluoranthene	14	J	19	3.8	ug/Kg	1	✖	8270E	Total/NA
Phenanthrene	13	J	19	4.5	ug/Kg	1	✖	8270E	Total/NA
Pyrene	12	J	19	3.8	ug/Kg	1	✖	8270E	Total/NA
Lithium	28		5.4	2.2	mg/Kg	1	✖	6010D	Total/NA
Aluminum	23000		110	53	mg/Kg	10	✖	6020B	Total/NA
Antimony	0.25	F1	0.22	0.086	mg/Kg	2	✖	6020B	Total/NA
Arsenic	3.0		0.43	0.14	mg/Kg	2	✖	6020B	Total/NA
Barium	180	F1	2.2	0.99	mg/Kg	10	✖	6020B	Total/NA
Beryllium	1.2	B	0.11	0.026	mg/Kg	2	✖	6020B	Total/NA
Cadmium	0.12		0.11	0.043	mg/Kg	2	✖	6020B	Total/NA
Calcium	15000	F2	43	21	mg/Kg	2	✖	6020B	Total/NA
Chromium	37		0.43	0.21	mg/Kg	2	✖	6020B	Total/NA
Cobalt	13		0.22	0.086	mg/Kg	2	✖	6020B	Total/NA
Copper	22		0.43	0.19	mg/Kg	2	✖	6020B	Total/NA

This Detection Summary does not include radiochemical test results.

Eurofins Lancaster Laboratories Environment Testing, LLC

Detection Summary

Client: Integral Consulting Inc NYSERDA FOIL Response, January 30, 2024 (R000359-122823)

PDF Page 237 of 526 Job ID: 410-140000-1

Project/Site: Solar Farm/Battery NY State

Client Sample ID: SS-5 (0-0.25) (Continued)

Lab Sample ID: 410-140000-14

Analyte	Result	Qualifier	RL	MDL	Unit	Dil Fac	D	Method	Prep Type
Iron	26000		110	50	mg/Kg	10	✳	6020B	Total/NA
Lead	12		0.22	0.082	mg/Kg	2	✳	6020B	Total/NA
Magnesium	10000		11	5.3	mg/Kg	2	✳	6020B	Total/NA
Manganese	540		0.43	0.22	mg/Kg	2	✳	6020B	Total/NA
Nickel	25		0.43	0.21	mg/Kg	2	✳	6020B	Total/NA
Potassium	5300		43	17	mg/Kg	2	✳	6020B	Total/NA
Selenium	0.15	J	0.43	0.11	mg/Kg	2	✳	6020B	Total/NA
Silver	0.052	J	0.11	0.044	mg/Kg	2	✳	6020B	Total/NA
Sodium	320		54	26	mg/Kg	2	✳	6020B	Total/NA
Thallium	0.30		0.11	0.042	mg/Kg	2	✳	6020B	Total/NA
Zinc	74		32	4.3	mg/Kg	2	✳	6020B	Total/NA
Vanadium	55	F1	0.86	0.22	mg/Kg	2	✳	6020B	Total/NA
Mercury	0.023	J	0.067	0.022	mg/Kg	1	✳	7471B	Total/NA

Client Sample ID: TB2-20230822

Lab Sample ID: 410-140000-15

No Detections.

Client Sample ID: EB1-20230822

Lab Sample ID: 410-140000-16

Analyte	Result	Qualifier	RL	MDL	Unit	Dil Fac	D	Method	Prep Type
Aluminum	29		25	12	ug/L	1		6020B	Total Recoverable
Barium	2.2		2.0	0.75	ug/L	1		6020B	Total Recoverable
Calcium	240		120	50	ug/L	1		6020B	Total Recoverable
Magnesium	29	J	50	16	ug/L	1		6020B	Total Recoverable
Sodium	730		200	90	ug/L	1		6020B	Total Recoverable

Client Sample ID: EB2-20230822

Lab Sample ID: 410-140000-17

Analyte	Result	Qualifier	RL	MDL	Unit	Dil Fac	D	Method	Prep Type
Naphthalene	0.66		0.50	0.10	ug/L	1		8270E	Total/NA
Aluminum	74		25	12	ug/L	1		6020B	Total Recoverable
Antimony	0.31	J	1.0	0.20	ug/L	1		6020B	Total Recoverable
Barium	4.1		2.0	0.75	ug/L	1		6020B	Total Recoverable
Calcium	370		120	50	ug/L	1		6020B	Total Recoverable
Copper	0.47	J	1.0	0.36	ug/L	1		6020B	Total Recoverable
Iron	24	J	50	20	ug/L	1		6020B	Total Recoverable
Magnesium	56		50	16	ug/L	1		6020B	Total Recoverable
Sodium	1200	^2	200	90	ug/L	1		6020B	Total Recoverable

This Detection Summary does not include radiochemical test results.

Eurofins Lancaster Laboratories Environment Testing, LLC

Detection Summary

Client: Integral Consulting Inc NYSERDA FOIL Response, January 30, 2024 (R000359-122823)

PDF Page 238 of 526
Job ID: 410-140000-1

Project/Site: Solar Farm/Battery NY State

Client Sample ID: SS-5 (0.75-1)

Lab Sample ID: 410-140000-18

Analyte	Result	Qualifier	RL	MDL	Unit	Dil Fac	D	Method	Prep Type
Benzene	0.88	J cn	5.9	0.59	ug/Kg	1	*	8260D	Total/NA
4-Methylphenol	56	J	67	22	ug/Kg	1	*	8270E	Total/NA
Acetophenone	32	J	67	22	ug/Kg	1	*	8270E	Total/NA
Benzaldehyde	160	J	220	45	ug/Kg	1	*	8270E	Total/NA
Benzo[b]fluoranthene	11	J	22	4.5	ug/Kg	1	*	8270E	Total/NA
Chrysene	10	J	22	4.5	ug/Kg	1	*	8270E	Total/NA
Fluoranthene	13	J	22	4.5	ug/Kg	1	*	8270E	Total/NA
Phenanthrene	11	J	22	5.4	ug/Kg	1	*	8270E	Total/NA
Phenol	65		49	22	ug/Kg	1	*	8270E	Total/NA
Pyrene	13	J	22	4.5	ug/Kg	1	*	8270E	Total/NA
Lithium	25		6.5	2.6	mg/Kg	1	*	6010D	Total/NA
Aluminum	29000	^2	130	65	mg/Kg	10	*	6020B	Total/NA
Antimony	0.11	J	0.26	0.10	mg/Kg	2	*	6020B	Total/NA
Arsenic	3.8		0.52	0.18	mg/Kg	2	*	6020B	Total/NA
Barium	220		0.52	0.24	mg/Kg	2	*	6020B	Total/NA
Beryllium	1.3	B	0.13	0.031	mg/Kg	2	*	6020B	Total/NA
Cadmium	0.30		0.13	0.052	mg/Kg	2	*	6020B	Total/NA
Calcium	6700		52	26	mg/Kg	2	*	6020B	Total/NA
Chromium	45		0.52	0.25	mg/Kg	2	*	6020B	Total/NA
Cobalt	16		0.26	0.10	mg/Kg	2	*	6020B	Total/NA
Copper	24		0.52	0.24	mg/Kg	2	*	6020B	Total/NA
Iron	31000		130	60	mg/Kg	10	*	6020B	Total/NA
Lead	18		0.26	0.099	mg/Kg	2	*	6020B	Total/NA
Magnesium	9300		13	6.4	mg/Kg	2	*	6020B	Total/NA
Manganese	600		0.52	0.26	mg/Kg	2	*	6020B	Total/NA
Nickel	28		0.52	0.25	mg/Kg	2	*	6020B	Total/NA
Potassium	5900		52	21	mg/Kg	2	*	6020B	Total/NA
Selenium	0.27	J	0.52	0.13	mg/Kg	2	*	6020B	Total/NA
Silver	0.073	J	0.13	0.053	mg/Kg	2	*	6020B	Total/NA
Sodium	260		65	31	mg/Kg	2	*	6020B	Total/NA
Thallium	0.37		0.13	0.051	mg/Kg	2	*	6020B	Total/NA
Zinc	96		39	5.2	mg/Kg	2	*	6020B	Total/NA
Vanadium	68		1.0	0.26	mg/Kg	2	*	6020B	Total/NA
Mercury	0.037	J	0.075	0.025	mg/Kg	1	*	7471B	Total/NA

This Detection Summary does not include radiochemical test results.

Eurofins Lancaster Laboratories Environment Testing, LLC

Client Sample Results

Client: Integral Consulting Inc

NYSERDA FOIL Response, January 30, 2024 (R000359-122823)

PDF Page 239 of 526

Job ID: 410-140000-1

Project/Site: Solar Farm/Battery NY State

Client Sample ID: SS-3 (0-0.25)

Lab Sample ID: 410-140000-1

Date Collected: 08/22/23 08:35

Matrix: Solid

Date Received: 08/23/23 10:02

Percent Solids: 71.6

Method: SW846 8260D - Volatile Organic Compounds by GC/MS

Analyte	Result	Qualifier	RL	MDL	Unit	D	Prepared	Analyzed	Dil Fac
1,1,1-Trichloroethane	ND	cn	7.6	0.91	ug/Kg	☼	08/25/23 15:20	08/29/23 12:23	1
1,1,2-Trichloroethane	ND	cn	7.6	0.76	ug/Kg	☼	08/25/23 15:20	08/29/23 12:23	1
1,1-Dichloroethene	ND	cn	7.6	0.76	ug/Kg	☼	08/25/23 15:20	08/29/23 12:23	1
1,2,4-Trichlorobenzene	ND	cn	15	7.6	ug/Kg	☼	08/25/23 15:20	08/29/23 12:23	1
1,2-Dichlorobenzene	ND	cn	7.6	1.1	ug/Kg	☼	08/25/23 15:20	08/29/23 12:23	1
1,2-Dichloroethane	ND	cn	7.6	0.91	ug/Kg	☼	08/25/23 15:20	08/29/23 12:23	1
1,2-Dichloropropane	ND	cn	7.6	0.76	ug/Kg	☼	08/25/23 15:20	08/29/23 12:23	1
1,4-Dichlorobenzene	ND	cn	7.6	1.1	ug/Kg	☼	08/25/23 15:20	08/29/23 12:23	1
Benzene	ND	cn	7.6	0.76	ug/Kg	☼	08/25/23 15:20	08/29/23 12:23	1
Bromodichloromethane	ND	cn	7.6	1.1	ug/Kg	☼	08/25/23 15:20	08/29/23 12:23	1
Bromoform	ND	cn	15	7.6	ug/Kg	☼	08/25/23 15:20	08/29/23 12:23	1
Carbon tetrachloride	ND	cn	7.6	1.1	ug/Kg	☼	08/25/23 15:20	08/29/23 12:23	1
Chlorobenzene	ND	cn	7.6	1.1	ug/Kg	☼	08/25/23 15:20	08/29/23 12:23	1
Chloroform	ND	cn	7.6	0.91	ug/Kg	☼	08/25/23 15:20	08/29/23 12:23	1
cis-1,2-Dichloroethene	ND	cn	7.6	0.76	ug/Kg	☼	08/25/23 15:20	08/29/23 12:23	1
Dibromochloromethane	ND	cn	7.6	0.76	ug/Kg	☼	08/25/23 15:20	08/29/23 12:23	1
Ethylbenzene	ND	cn	7.6	1.1	ug/Kg	☼	08/25/23 15:20	08/29/23 12:23	1
m&p-Xylene	ND	cn	7.6	3.0	ug/Kg	☼	08/25/23 15:20	08/29/23 12:23	1
Methylene Chloride	ND	cn	7.6	3.0	ug/Kg	☼	08/25/23 15:20	08/29/23 12:23	1
o-Xylene	ND	cn	7.6	1.1	ug/Kg	☼	08/25/23 15:20	08/29/23 12:23	1
Styrene	ND	cn	7.6	1.1	ug/Kg	☼	08/25/23 15:20	08/29/23 12:23	1
Tetrachloroethene	ND	cn	7.6	1.1	ug/Kg	☼	08/25/23 15:20	08/29/23 12:23	1
Toluene	ND	cn	7.6	0.91	ug/Kg	☼	08/25/23 15:20	08/29/23 12:23	1
trans-1,2-Dichloroethene	ND	cn	7.6	0.76	ug/Kg	☼	08/25/23 15:20	08/29/23 12:23	1
Trichloroethene	ND	cn	7.6	0.76	ug/Kg	☼	08/25/23 15:20	08/29/23 12:23	1
Vinyl chloride	ND	cn	7.6	0.91	ug/Kg	☼	08/25/23 15:20	08/29/23 12:23	1

Tentatively Identified Compound	Est. Result	Qualifier	Unit	D	RT	CAS No.	Prepared	Analyzed	Dil Fac
Acetaldehyde	18	T J N cn	ug/Kg	☼	2.09	75-07-0	08/25/23 15:20	08/29/23 12:23	1
Pentane	14	T J N cn	ug/Kg	☼	2.70	109-66-0	08/25/23 15:20	08/29/23 12:23	1
Unknown	23	T J cn	ug/Kg	☼	3.08	N/A	08/25/23 15:20	08/29/23 12:23	1
Unknown	22	T J cn	ug/Kg	☼	3.16	N/A	08/25/23 15:20	08/29/23 12:23	1
Unknown	7.8	T J cn	ug/Kg	☼	3.53	N/A	08/25/23 15:20	08/29/23 12:23	1
Butanal	10	T J N cn	ug/Kg	☼	5.30	123-72-8	08/25/23 15:20	08/29/23 12:23	1
Pentanal	48	T J N cn	ug/Kg	☼	8.08	110-62-3	08/25/23 15:20	08/29/23 12:23	1
Unknown	8.3	T J cn	ug/Kg	☼	9.82	N/A	08/25/23 15:20	08/29/23 12:23	1
Hexanal	300	T J N cn	ug/Kg	☼	10.22	66-25-1	08/25/23 15:20	08/29/23 12:23	1
Furfural	20	T J N cn	ug/Kg	☼	11.06	98-01-1	08/25/23 15:20	08/29/23 12:23	1
Unknown	9.4	T J cn	ug/Kg	☼	11.60	N/A	08/25/23 15:20	08/29/23 12:23	1
Unknown	10	T J cn	ug/Kg	☼	11.91	N/A	08/25/23 15:20	08/29/23 12:23	1
2-Octenal, (E)-	14	T J N cn	ug/Kg	☼	13.23	2548-87-0	08/25/23 15:20	08/29/23 12:23	1

Surrogate	%Recovery	Qualifier	Limits	Prepared	Analyzed	Dil Fac
4-Bromofluorobenzene (Surr)	96	cn	50 - 131	08/25/23 15:20	08/29/23 12:23	1
1,2-Dichloroethane-d4 (Surr)	113	cn	54 - 135	08/25/23 15:20	08/29/23 12:23	1
Dibromofluoromethane (Surr)	108	cn	50 - 141	08/25/23 15:20	08/29/23 12:23	1
Toluene-d8 (Surr)	95	cn	52 - 141	08/25/23 15:20	08/29/23 12:23	1

Client Sample Results

Client: Integral Consulting Inc

NYSERDA FOIL Response, January 30, 2024 (R000359-122823)

PDF Page 240 of 526

Job ID: 410-140000-1

Project/Site: Solar Farm/Battery NY State

Client Sample ID: SS-3 (0-0.25)

Lab Sample ID: 410-140000-1

Date Collected: 08/22/23 08:35

Matrix: Solid

Date Received: 08/23/23 10:02

Percent Solids: 71.6

Method: SW846 8270E - Semivolatile Organic Compounds (GC/MS)

Analyte	Result	Qualifier	RL	MDL	Unit	D	Prepared	Analyzed	Dil Fac
1,1'-Biphenyl	ND		51	23	ug/Kg	✱	08/28/23 16:25	08/29/23 16:15	1
2,2'-oxybis[1-chloropropane]	ND		61	28	ug/Kg	✱	08/28/23 16:25	08/29/23 16:15	1
2,4,5-Trichlorophenol	ND		51	23	ug/Kg	✱	08/28/23 16:25	08/29/23 16:15	1
2,4,6-Trichlorophenol	ND		51	23	ug/Kg	✱	08/28/23 16:25	08/29/23 16:15	1
2,4-Dichlorophenol	ND		61	28	ug/Kg	✱	08/28/23 16:25	08/29/23 16:15	1
2,4-Dimethylphenol	ND		51	23	ug/Kg	✱	08/28/23 16:25	08/29/23 16:15	1
2,4-Dinitrophenol	ND		1400	230	ug/Kg	✱	08/28/23 16:25	08/29/23 16:15	1
2,4-Dinitrotoluene	ND		230	47	ug/Kg	✱	08/28/23 16:25	08/29/23 16:15	1
2,6-Dinitrotoluene	ND		51	23	ug/Kg	✱	08/28/23 16:25	08/29/23 16:15	1
2-Chloronaphthalene	ND		47	19	ug/Kg	✱	08/28/23 16:25	08/29/23 16:15	1
2-Chlorophenol	ND		51	23	ug/Kg	✱	08/28/23 16:25	08/29/23 16:15	1
2-Methylnaphthalene	7.1	J	23	7.0	ug/Kg	✱	08/28/23 16:25	08/29/23 16:15	1
2-Methylphenol	ND		70	28	ug/Kg	✱	08/28/23 16:25	08/29/23 16:15	1
2-Nitroaniline	ND		70	23	ug/Kg	✱	08/28/23 16:25	08/29/23 16:15	1
2-Nitrophenol	ND		70	28	ug/Kg	✱	08/28/23 16:25	08/29/23 16:15	1
3,3'-Dichlorobenzidine	ND		230	47	ug/Kg	✱	08/28/23 16:25	08/29/23 16:15	1
3-Nitroaniline	ND		230	47	ug/Kg	✱	08/28/23 16:25	08/29/23 16:15	1
4,6-Dinitro-2-methylphenol	ND		700	230	ug/Kg	✱	08/28/23 16:25	08/29/23 16:15	1
4-Bromophenyl phenyl ether	ND		51	23	ug/Kg	✱	08/28/23 16:25	08/29/23 16:15	1
4-Chloro-3-methylphenol	ND		70	28	ug/Kg	✱	08/28/23 16:25	08/29/23 16:15	1
4-Chloroaniline	ND		230	47	ug/Kg	✱	08/28/23 16:25	08/29/23 16:15	1
4-Chlorophenyl phenyl ether	ND		51	23	ug/Kg	✱	08/28/23 16:25	08/29/23 16:15	1
4-Methylphenol	ND		70	23	ug/Kg	✱	08/28/23 16:25	08/29/23 16:15	1
4-Nitroaniline	ND		230	47	ug/Kg	✱	08/28/23 16:25	08/29/23 16:15	1
4-Nitrophenol	ND		700	230	ug/Kg	✱	08/28/23 16:25	08/29/23 16:15	1
Acenaphthene	ND		23	4.7	ug/Kg	✱	08/28/23 16:25	08/29/23 16:15	1
Acenaphthylene	ND		23	5.6	ug/Kg	✱	08/28/23 16:25	08/29/23 16:15	1
Acetophenone	55	J	70	23	ug/Kg	✱	08/28/23 16:25	08/29/23 16:15	1
Anthracene	ND		23	4.7	ug/Kg	✱	08/28/23 16:25	08/29/23 16:15	1
Atrazine	ND		230	93	ug/Kg	✱	08/28/23 16:25	08/29/23 16:15	1
Benzaldehyde	200	J	230	47	ug/Kg	✱	08/28/23 16:25	08/29/23 16:15	1
Benzo[a]anthracene	11	J	23	4.7	ug/Kg	✱	08/28/23 16:25	08/29/23 16:15	1
Benzo[a]pyrene	ND		23	4.7	ug/Kg	✱	08/28/23 16:25	08/29/23 16:15	1
Benzo[b]fluoranthene	ND		23	4.7	ug/Kg	✱	08/28/23 16:25	08/29/23 16:15	1
Benzo[g,h,i]perylene	ND		23	4.7	ug/Kg	✱	08/28/23 16:25	08/29/23 16:15	1
Benzo[k]fluoranthene	ND		23	4.7	ug/Kg	✱	08/28/23 16:25	08/29/23 16:15	1
Butyl benzyl phthalate	ND		230	93	ug/Kg	✱	08/28/23 16:25	08/29/23 16:15	1
Caprolactam	ND		230	47	ug/Kg	✱	08/28/23 16:25	08/29/23 16:15	1
Carbazole	ND		51	23	ug/Kg	✱	08/28/23 16:25	08/29/23 16:15	1
Chrysene	16	J	23	4.7	ug/Kg	✱	08/28/23 16:25	08/29/23 16:15	1
Di-n-butyl phthalate	ND		230	93	ug/Kg	✱	08/28/23 16:25	08/29/23 16:15	1
Di-n-octyl phthalate	ND		230	93	ug/Kg	✱	08/28/23 16:25	08/29/23 16:15	1
Dibenz(a,h)anthracene	ND		23	9.3	ug/Kg	✱	08/28/23 16:25	08/29/23 16:15	1
Dibenzofuran	ND		51	23	ug/Kg	✱	08/28/23 16:25	08/29/23 16:15	1
Diethyl phthalate	ND		230	93	ug/Kg	✱	08/28/23 16:25	08/29/23 16:15	1
Dimethyl phthalate	ND		230	93	ug/Kg	✱	08/28/23 16:25	08/29/23 16:15	1
Fluoranthene	27		23	4.7	ug/Kg	✱	08/28/23 16:25	08/29/23 16:15	1
Fluorene	ND		23	4.7	ug/Kg	✱	08/28/23 16:25	08/29/23 16:15	1
Hexachlorobenzene	ND		23	9.3	ug/Kg	✱	08/28/23 16:25	08/29/23 16:15	1

Client Sample Results

Client: Integral Consulting Inc

NYSERDA FOIL Response, January 30, 2024 (R000359-122823)

PDF Page 241 of 526

Job ID: 410-140000-1

Project/Site: Solar Farm/Battery NY State

Client Sample ID: SS-3 (0-0.25)

Lab Sample ID: 410-140000-1

Date Collected: 08/22/23 08:35

Matrix: Solid

Date Received: 08/23/23 10:02

Percent Solids: 71.6

Method: SW846 8270E - Semivolatile Organic Compounds (GC/MS) (Continued)

Analyte	Result	Qualifier	RL	MDL	Unit	D	Prepared	Analyzed	Dil Fac
Hexachlorobutadiene	ND		70	28	ug/Kg	☼	08/28/23 16:25	08/29/23 16:15	1
Hexachlorocyclopentadiene	ND	*+ cn	700	230	ug/Kg	☼	08/28/23 16:25	08/29/23 16:15	1
Hexachloroethane	ND		230	47	ug/Kg	☼	08/28/23 16:25	08/29/23 16:15	1
Indeno[1,2,3-cd]pyrene	13	J	23	5.6	ug/Kg	☼	08/28/23 16:25	08/29/23 16:15	1
Isophorone	ND		93	23	ug/Kg	☼	08/28/23 16:25	08/29/23 16:15	1
N-Nitrosodi-n-propylamine	ND		93	47	ug/Kg	☼	08/28/23 16:25	08/29/23 16:15	1
N-Nitrosodiphenylamine	ND		51	23	ug/Kg	☼	08/28/23 16:25	08/29/23 16:15	1
Naphthalene	ND		23	9.3	ug/Kg	☼	08/28/23 16:25	08/29/23 16:15	1
Nitrobenzene	ND		51	23	ug/Kg	☼	08/28/23 16:25	08/29/23 16:15	1
Pentachlorophenol	ND		230	93	ug/Kg	☼	08/28/23 16:25	08/29/23 16:15	1
Phenanthrene	17	J	23	5.6	ug/Kg	☼	08/28/23 16:25	08/29/23 16:15	1
Phenol	65		51	23	ug/Kg	☼	08/28/23 16:25	08/29/23 16:15	1
Pyrene	22	J	23	4.7	ug/Kg	☼	08/28/23 16:25	08/29/23 16:15	1
Bis(2-chloroethoxy)methane	ND		51	23	ug/Kg	☼	08/28/23 16:25	08/29/23 16:15	1
Bis(2-chloroethyl)ether	ND		51	23	ug/Kg	☼	08/28/23 16:25	08/29/23 16:15	1
Bis(2-ethylhexyl) phthalate	ND		230	93	ug/Kg	☼	08/28/23 16:25	08/29/23 16:15	1

Tentatively Identified Compound	Est. Result	Qualifier	Unit	D	RT	CAS No.	Prepared	Analyzed	Dil Fac
Furfural	7100	T J N	ug/Kg	☼	3.79	98-01-1	08/28/23 16:25	08/29/23 16:15	1
Unknown	5400	T J B	ug/Kg	☼	3.89	N/A	08/28/23 16:25	08/29/23 16:15	1
2-Furanmethanol	5500	T J N	ug/Kg	☼	4.04	98-00-0	08/28/23 16:25	08/29/23 16:15	1
Unknown	3200	T J	ug/Kg	☼	4.09	N/A	08/28/23 16:25	08/29/23 16:15	1
Unknown	3200	T J	ug/Kg	☼	5.45	N/A	08/28/23 16:25	08/29/23 16:15	1
Unknown	3300	T J	ug/Kg	☼	6.15	N/A	08/28/23 16:25	08/29/23 16:15	1
Unknown	6300	T J	ug/Kg	☼	6.96	N/A	08/28/23 16:25	08/29/23 16:15	1
n-Hexadecanoic acid	3000	T J N	ug/Kg	☼	10.53	57-10-3	08/28/23 16:25	08/29/23 16:15	1
Undecane	4300	T J N	ug/Kg	☼	13.13	1120-21-4	08/28/23 16:25	08/29/23 16:15	1
Heneicosanoic acid	4000	T J N	ug/Kg	☼	13.36	2363-71-5	08/28/23 16:25	08/29/23 16:15	1
Unknown	15000	T J	ug/Kg	☼	13.80	N/A	08/28/23 16:25	08/29/23 16:15	1
Triacontane	3300	T J N	ug/Kg	☼	14.46	638-68-6	08/28/23 16:25	08/29/23 16:15	1
Cyclooctacosane	4300	T J N	ug/Kg	☼	14.48	297-24-5	08/28/23 16:25	08/29/23 16:15	1
1-Heneicosyl formate	3200	T J N	ug/Kg	☼	15.32	77899-03-7	08/28/23 16:25	08/29/23 16:15	1
.gamma.-Sitosterol	4600	T J N	ug/Kg	☼	15.53	83-47-6	08/28/23 16:25	08/29/23 16:15	1

Surrogate	%Recovery	Qualifier	Limits	Prepared	Analyzed	Dil Fac
2,4,6-Tribromophenol (Surr)	77		10 - 138	08/28/23 16:25	08/29/23 16:15	1
2-Fluorobiphenyl (Surr)	72		37 - 120	08/28/23 16:25	08/29/23 16:15	1
2-Fluorophenol (Surr)	63		22 - 120	08/28/23 16:25	08/29/23 16:15	1
Nitrobenzene-d5 (Surr)	71		26 - 120	08/28/23 16:25	08/29/23 16:15	1
p-Terphenyl-d14 (Surr)	83		40 - 133	08/28/23 16:25	08/29/23 16:15	1
Phenol-d5 (Surr)	68		27 - 120	08/28/23 16:25	08/29/23 16:15	1

Method: SW846 6010D - Metals (ICP)

Analyte	Result	Qualifier	RL	MDL	Unit	D	Prepared	Analyzed	Dil Fac
Lithium	22		6.4	2.6	mg/Kg	☼	08/23/23 20:06	08/24/23 07:25	1

Method: SW846 6020B - Metals (ICP/MS)

Analyte	Result	Qualifier	RL	MDL	Unit	D	Prepared	Analyzed	Dil Fac
Aluminum	30000		130	63	mg/Kg	☼	08/23/23 20:06	08/30/23 00:07	10
Antimony	ND		0.26	0.10	mg/Kg	☼	08/23/23 20:06	08/30/23 00:05	2

Eurofins Lancaster Laboratories Environment Testing, LLC

Client Sample Results

Client: Integral Consulting Inc

NYSERDA FOIL Response, January 30, 2024 (R000359-122823)

PDF Page 242 of 526

Job ID: 410-140000-1

Project/Site: Solar Farm/Battery NY State

Client Sample ID: SS-3 (0-0.25)

Lab Sample ID: 410-140000-1

Date Collected: 08/22/23 08:35

Matrix: Solid

Date Received: 08/23/23 10:02

Percent Solids: 71.6

Method: SW846 6020B - Metals (ICP/MS) (Continued)

Analyte	Result	Qualifier	RL	MDL	Unit	D	Prepared	Analyzed	Dil Fac
Arsenic	3.7		0.51	0.17	mg/Kg	☼	08/23/23 20:06	08/30/23 00:05	2
Barium	190		0.51	0.23	mg/Kg	☼	08/23/23 20:06	08/30/23 00:05	2
Beryllium	1.2		0.13	0.030	mg/Kg	☼	08/23/23 20:06	08/30/23 00:05	2
Cadmium	0.27		0.13	0.051	mg/Kg	☼	08/23/23 20:06	08/30/23 00:05	2
Calcium	4800		51	25	mg/Kg	☼	08/23/23 20:06	08/30/23 00:05	2
Chromium	41		0.51	0.24	mg/Kg	☼	08/23/23 20:06	08/30/23 00:05	2
Cobalt	18		0.26	0.10	mg/Kg	☼	08/23/23 20:06	08/30/23 00:05	2
Copper	20		0.51	0.23	mg/Kg	☼	08/23/23 20:06	08/30/23 00:05	2
Iron	33000		130	59	mg/Kg	☼	08/23/23 20:06	08/30/23 00:07	10
Lead	19		0.26	0.097	mg/Kg	☼	08/23/23 20:06	08/30/23 00:05	2
Magnesium	8600		13	6.3	mg/Kg	☼	08/23/23 20:06	08/30/23 00:05	2
Manganese	960		0.51	0.26	mg/Kg	☼	08/23/23 20:06	08/30/23 00:05	2
Nickel	26		0.51	0.24	mg/Kg	☼	08/23/23 20:06	08/30/23 00:05	2
Potassium	5100		51	21	mg/Kg	☼	08/23/23 20:06	08/30/23 00:05	2
Selenium	0.30	J	0.51	0.13	mg/Kg	☼	08/23/23 20:06	08/30/23 00:05	2
Silver	0.052	J	0.13	0.052	mg/Kg	☼	08/23/23 20:06	08/30/23 00:05	2
Sodium	170		64	31	mg/Kg	☼	08/23/23 20:06	08/30/23 00:05	2
Thallium	0.31		0.13	0.050	mg/Kg	☼	08/23/23 20:06	08/30/23 00:05	2
Zinc	83		38	5.1	mg/Kg	☼	08/23/23 20:06	08/30/23 10:13	2
Vanadium	63		1.0	0.26	mg/Kg	☼	08/23/23 20:06	08/30/23 00:05	2

Method: SW846 7471B - Mercury (CVAA)

Analyte	Result	Qualifier	RL	MDL	Unit	D	Prepared	Analyzed	Dil Fac
Mercury	0.034	J	0.084	0.028	mg/Kg	☼	08/23/23 22:39	08/24/23 11:17	1

General Chemistry

Analyte	Result	Qualifier	RL	MDL	Unit	D	Prepared	Analyzed	Dil Fac
Percent Moisture (EPA Moisture)	28.4		1.0	1.0	%			08/23/23 17:11	1

Client Sample ID: SS-3 (0.75-1)

Lab Sample ID: 410-140000-2

Date Collected: 08/22/23 08:45

Matrix: Solid

Date Received: 08/23/23 10:02

Percent Solids: 75.1

Method: SW846 8260D - Volatile Organic Compounds by GC/MS

Analyte	Result	Qualifier	RL	MDL	Unit	D	Prepared	Analyzed	Dil Fac
1,1,1-Trichloroethane	ND	cn	6.5	0.78	ug/Kg	☼	08/25/23 15:20	08/29/23 12:47	1
1,1,2-Trichloroethane	ND	cn	6.5	0.65	ug/Kg	☼	08/25/23 15:20	08/29/23 12:47	1
1,1-Dichloroethene	ND	cn	6.5	0.65	ug/Kg	☼	08/25/23 15:20	08/29/23 12:47	1
1,2,4-Trichlorobenzene	ND	cn	13	6.5	ug/Kg	☼	08/25/23 15:20	08/29/23 12:47	1
1,2-Dichlorobenzene	ND	cn	6.5	0.91	ug/Kg	☼	08/25/23 15:20	08/29/23 12:47	1
1,2-Dichloroethane	ND	cn	6.5	0.78	ug/Kg	☼	08/25/23 15:20	08/29/23 12:47	1
1,2-Dichloropropane	ND	cn	6.5	0.65	ug/Kg	☼	08/25/23 15:20	08/29/23 12:47	1
1,4-Dichlorobenzene	ND	cn	6.5	0.91	ug/Kg	☼	08/25/23 15:20	08/29/23 12:47	1
Benzene	ND	cn	6.5	0.65	ug/Kg	☼	08/25/23 15:20	08/29/23 12:47	1
Bromodichloromethane	ND	cn	6.5	0.91	ug/Kg	☼	08/25/23 15:20	08/29/23 12:47	1
Bromoform	ND	cn	13	6.5	ug/Kg	☼	08/25/23 15:20	08/29/23 12:47	1
Carbon tetrachloride	ND	cn	6.5	0.91	ug/Kg	☼	08/25/23 15:20	08/29/23 12:47	1
Chlorobenzene	ND	cn	6.5	0.91	ug/Kg	☼	08/25/23 15:20	08/29/23 12:47	1
Chloroform	ND	cn	6.5	0.78	ug/Kg	☼	08/25/23 15:20	08/29/23 12:47	1
cis-1,2-Dichloroethene	ND	cn	6.5	0.65	ug/Kg	☼	08/25/23 15:20	08/29/23 12:47	1

Eurofins Lancaster Laboratories Environment Testing, LLC

Client Sample Results

Client: Integral Consulting Inc

NYSERDA FOIL Response, January 30, 2024 (R000359-122823)

PDF Page 243 of 526

Job ID: 410-140000-1

Project/Site: Solar Farm/Battery NY State

Client Sample ID: SS-3 (0.75-1)

Lab Sample ID: 410-140000-2

Date Collected: 08/22/23 08:45

Matrix: Solid

Date Received: 08/23/23 10:02

Percent Solids: 75.1

Method: SW846 8260D - Volatile Organic Compounds by GC/MS (Continued)

Analyte	Result	Qualifier	RL	MDL	Unit	D	Prepared	Analyzed	Dil Fac
Dibromochloromethane	ND	cn	6.5	0.65	ug/Kg	☼	08/25/23 15:20	08/29/23 12:47	1
Ethylbenzene	ND	cn	6.5	0.91	ug/Kg	☼	08/25/23 15:20	08/29/23 12:47	1
m&p-Xylene	ND	cn	6.5	2.6	ug/Kg	☼	08/25/23 15:20	08/29/23 12:47	1
Methylene Chloride	ND	cn	6.5	2.6	ug/Kg	☼	08/25/23 15:20	08/29/23 12:47	1
o-Xylene	ND	cn	6.5	0.91	ug/Kg	☼	08/25/23 15:20	08/29/23 12:47	1
Styrene	ND	cn	6.5	0.91	ug/Kg	☼	08/25/23 15:20	08/29/23 12:47	1
Tetrachloroethene	ND	cn	6.5	0.91	ug/Kg	☼	08/25/23 15:20	08/29/23 12:47	1
Toluene	ND	cn	6.5	0.78	ug/Kg	☼	08/25/23 15:20	08/29/23 12:47	1
trans-1,2-Dichloroethene	ND	cn	6.5	0.65	ug/Kg	☼	08/25/23 15:20	08/29/23 12:47	1
Trichloroethene	ND	cn	6.5	0.65	ug/Kg	☼	08/25/23 15:20	08/29/23 12:47	1
Vinyl chloride	ND	cn	6.5	0.78	ug/Kg	☼	08/25/23 15:20	08/29/23 12:47	1

Tentatively Identified Compound	Est. Result	Qualifier	Unit	D	RT	CAS No.	Prepared	Analyzed	Dil Fac
Hexanal	49	T J N cn	ug/Kg	☼	10.22	66-25-1	08/25/23 15:20	08/29/23 12:47	1

Surrogate	%Recovery	Qualifier	Limits	Prepared	Analyzed	Dil Fac
4-Bromofluorobenzene (Surr)	96	cn	50 - 131	08/25/23 15:20	08/29/23 12:47	1
1,2-Dichloroethane-d4 (Surr)	111	cn	54 - 135	08/25/23 15:20	08/29/23 12:47	1
Dibromofluoromethane (Surr)	107	cn	50 - 141	08/25/23 15:20	08/29/23 12:47	1
Toluene-d8 (Surr)	96	cn	52 - 141	08/25/23 15:20	08/29/23 12:47	1

Method: SW846 8270E - Semivolatile Organic Compounds (GC/MS)

Analyte	Result	Qualifier	RL	MDL	Unit	D	Prepared	Analyzed	Dil Fac
1,1'-Biphenyl	ND		49	22	ug/Kg	☼	08/28/23 16:25	08/29/23 16:39	1
2,2'-oxybis[1-chloropropane]	ND		58	27	ug/Kg	☼	08/28/23 16:25	08/29/23 16:39	1
2,4,5-Trichlorophenol	ND		49	22	ug/Kg	☼	08/28/23 16:25	08/29/23 16:39	1
2,4,6-Trichlorophenol	ND		49	22	ug/Kg	☼	08/28/23 16:25	08/29/23 16:39	1
2,4-Dichlorophenol	ND		58	27	ug/Kg	☼	08/28/23 16:25	08/29/23 16:39	1
2,4-Dimethylphenol	ND		49	22	ug/Kg	☼	08/28/23 16:25	08/29/23 16:39	1
2,4-Dinitrophenol	ND		1300	220	ug/Kg	☼	08/28/23 16:25	08/29/23 16:39	1
2,4-Dinitrotoluene	ND		220	44	ug/Kg	☼	08/28/23 16:25	08/29/23 16:39	1
2,6-Dinitrotoluene	ND		49	22	ug/Kg	☼	08/28/23 16:25	08/29/23 16:39	1
2-Chloronaphthalene	ND		44	18	ug/Kg	☼	08/28/23 16:25	08/29/23 16:39	1
2-Chlorophenol	ND		49	22	ug/Kg	☼	08/28/23 16:25	08/29/23 16:39	1
2-Methylnaphthalene	ND		22	6.6	ug/Kg	☼	08/28/23 16:25	08/29/23 16:39	1
2-Methylphenol	ND		66	27	ug/Kg	☼	08/28/23 16:25	08/29/23 16:39	1
2-Nitroaniline	ND		66	22	ug/Kg	☼	08/28/23 16:25	08/29/23 16:39	1
2-Nitrophenol	ND		66	27	ug/Kg	☼	08/28/23 16:25	08/29/23 16:39	1
3,3'-Dichlorobenzidine	ND		220	44	ug/Kg	☼	08/28/23 16:25	08/29/23 16:39	1
3-Nitroaniline	ND		220	44	ug/Kg	☼	08/28/23 16:25	08/29/23 16:39	1
4,6-Dinitro-2-methylphenol	ND		660	220	ug/Kg	☼	08/28/23 16:25	08/29/23 16:39	1
4-Bromophenyl phenyl ether	ND		49	22	ug/Kg	☼	08/28/23 16:25	08/29/23 16:39	1
4-Chloro-3-methylphenol	ND		66	27	ug/Kg	☼	08/28/23 16:25	08/29/23 16:39	1
4-Chloroaniline	ND		220	44	ug/Kg	☼	08/28/23 16:25	08/29/23 16:39	1
4-Chlorophenyl phenyl ether	ND		49	22	ug/Kg	☼	08/28/23 16:25	08/29/23 16:39	1
4-Methylphenol	ND		66	22	ug/Kg	☼	08/28/23 16:25	08/29/23 16:39	1
4-Nitroaniline	ND		220	44	ug/Kg	☼	08/28/23 16:25	08/29/23 16:39	1
4-Nitrophenol	ND		660	220	ug/Kg	☼	08/28/23 16:25	08/29/23 16:39	1
Acenaphthene	ND		22	4.4	ug/Kg	☼	08/28/23 16:25	08/29/23 16:39	1
Acenaphthylene	ND		22	5.3	ug/Kg	☼	08/28/23 16:25	08/29/23 16:39	1

Eurofins Lancaster Laboratories Environment Testing, LLC

Client Sample Results

Client: Integral Consulting Inc

NYSERDA FOIL Response, January 30, 2024 (R000359-122823)

PDF Page 244 of 526

Job ID: 410-140000-1

Project/Site: Solar Farm/Battery NY State

Client Sample ID: SS-3 (0.75-1)

Lab Sample ID: 410-140000-2

Date Collected: 08/22/23 08:45

Matrix: Solid

Date Received: 08/23/23 10:02

Percent Solids: 75.1

Method: SW846 8270E - Semivolatile Organic Compounds (GC/MS) (Continued)

Analyte	Result	Qualifier	RL	MDL	Unit	D	Prepared	Analyzed	Dil Fac
Acetophenone	ND		66	22	ug/Kg	☼	08/28/23 16:25	08/29/23 16:39	1
Anthracene	ND		22	4.4	ug/Kg	☼	08/28/23 16:25	08/29/23 16:39	1
Atrazine	ND		220	89	ug/Kg	☼	08/28/23 16:25	08/29/23 16:39	1
Benzaldehyde	ND		220	44	ug/Kg	☼	08/28/23 16:25	08/29/23 16:39	1
Benzo[a]anthracene	ND		22	4.4	ug/Kg	☼	08/28/23 16:25	08/29/23 16:39	1
Benzo[a]pyrene	ND		22	4.4	ug/Kg	☼	08/28/23 16:25	08/29/23 16:39	1
Benzo[b]fluoranthene	ND		22	4.4	ug/Kg	☼	08/28/23 16:25	08/29/23 16:39	1
Benzo[g,h,i]perylene	ND		22	4.4	ug/Kg	☼	08/28/23 16:25	08/29/23 16:39	1
Benzo[k]fluoranthene	ND		22	4.4	ug/Kg	☼	08/28/23 16:25	08/29/23 16:39	1
Butyl benzyl phthalate	ND		220	89	ug/Kg	☼	08/28/23 16:25	08/29/23 16:39	1
Caprolactam	ND		220	44	ug/Kg	☼	08/28/23 16:25	08/29/23 16:39	1
Carbazole	ND		49	22	ug/Kg	☼	08/28/23 16:25	08/29/23 16:39	1
Chrysene	7.4	J	22	4.4	ug/Kg	☼	08/28/23 16:25	08/29/23 16:39	1
Di-n-butyl phthalate	ND		220	89	ug/Kg	☼	08/28/23 16:25	08/29/23 16:39	1
Di-n-octyl phthalate	ND		220	89	ug/Kg	☼	08/28/23 16:25	08/29/23 16:39	1
Dibenz(a,h)anthracene	ND		22	8.9	ug/Kg	☼	08/28/23 16:25	08/29/23 16:39	1
Dibenzofuran	ND		49	22	ug/Kg	☼	08/28/23 16:25	08/29/23 16:39	1
Diethyl phthalate	ND		220	89	ug/Kg	☼	08/28/23 16:25	08/29/23 16:39	1
Dimethyl phthalate	ND		220	89	ug/Kg	☼	08/28/23 16:25	08/29/23 16:39	1
Fluoranthene	11	J	22	4.4	ug/Kg	☼	08/28/23 16:25	08/29/23 16:39	1
Fluorene	ND		22	4.4	ug/Kg	☼	08/28/23 16:25	08/29/23 16:39	1
Hexachlorobenzene	ND		22	8.9	ug/Kg	☼	08/28/23 16:25	08/29/23 16:39	1
Hexachlorobutadiene	ND		66	27	ug/Kg	☼	08/28/23 16:25	08/29/23 16:39	1
Hexachlorocyclopentadiene	ND	*+ cn	660	220	ug/Kg	☼	08/28/23 16:25	08/29/23 16:39	1
Hexachloroethane	ND		220	44	ug/Kg	☼	08/28/23 16:25	08/29/23 16:39	1
Indeno[1,2,3-cd]pyrene	ND		22	5.3	ug/Kg	☼	08/28/23 16:25	08/29/23 16:39	1
Isophorone	ND		89	22	ug/Kg	☼	08/28/23 16:25	08/29/23 16:39	1
N-Nitrosodi-n-propylamine	ND		89	44	ug/Kg	☼	08/28/23 16:25	08/29/23 16:39	1
N-Nitrosodiphenylamine	ND		49	22	ug/Kg	☼	08/28/23 16:25	08/29/23 16:39	1
Naphthalene	ND		22	8.9	ug/Kg	☼	08/28/23 16:25	08/29/23 16:39	1
Nitrobenzene	ND		49	22	ug/Kg	☼	08/28/23 16:25	08/29/23 16:39	1
Pentachlorophenol	ND		220	89	ug/Kg	☼	08/28/23 16:25	08/29/23 16:39	1
Phenanthrene	7.9	J	22	5.3	ug/Kg	☼	08/28/23 16:25	08/29/23 16:39	1
Phenol	ND		49	22	ug/Kg	☼	08/28/23 16:25	08/29/23 16:39	1
Pyrene	8.9	J	22	4.4	ug/Kg	☼	08/28/23 16:25	08/29/23 16:39	1
Bis(2-chloroethoxy)methane	ND		49	22	ug/Kg	☼	08/28/23 16:25	08/29/23 16:39	1
Bis(2-chloroethyl)ether	ND		49	22	ug/Kg	☼	08/28/23 16:25	08/29/23 16:39	1
Bis(2-ethylhexyl) phthalate	ND		220	89	ug/Kg	☼	08/28/23 16:25	08/29/23 16:39	1

Tentatively Identified Compound	Est. Result	Qualifier	Unit	D	RT	CAS No.	Prepared	Analyzed	Dil Fac
Unknown	3000	T J	ug/Kg	☼	3.89	N/A	08/28/23 16:25	08/29/23 16:39	1
Unknown	870	T J	ug/Kg	☼	4.09	N/A	08/28/23 16:25	08/29/23 16:39	1
Unknown	700	T J	ug/Kg	☼	6.13	N/A	08/28/23 16:25	08/29/23 16:39	1
n-Hexadecanoic acid	1500	T J N	ug/Kg	☼	10.52	57-10-3	08/28/23 16:25	08/29/23 16:39	1
9-Octadecenoic acid, (E)-	2000	T J N	ug/Kg	☼	11.22	112-79-8	08/28/23 16:25	08/29/23 16:39	1
Octadecanoic acid	530	T J N	ug/Kg	☼	11.29	57-11-4	08/28/23 16:25	08/29/23 16:39	1
Unknown	850	T J	ug/Kg	☼	12.62	N/A	08/28/23 16:25	08/29/23 16:39	1
1-Octadecanol	1100	T J N	ug/Kg	☼	13.13	112-92-5	08/28/23 16:25	08/29/23 16:39	1
Heneicosanoic acid	1500	T J N	ug/Kg	☼	13.36	2363-71-5	08/28/23 16:25	08/29/23 16:39	1
13-Octadecenal	800	T J N	ug/Kg	☼	13.59	56554-90-6	08/28/23 16:25	08/29/23 16:39	1

Eurofins Lancaster Laboratories Environment Testing, LLC

Client Sample Results

Client: Integral Consulting Inc

NYSERDA FOIL Response, January 30, 2024 (R000359-122823)

PDF Page 245 of 526

Job ID: 410-140000-1

Project/Site: Solar Farm/Battery NY State

Client Sample ID: SS-3 (0.75-1)

Lab Sample ID: 410-140000-2

Date Collected: 08/22/23 08:45

Matrix: Solid

Date Received: 08/23/23 10:02

Percent Solids: 75.1

Method: SW846 8270E - Semivolatile Organic Compounds (GC/MS) (Continued)

Tentatively Identified Compound	Est. Result	Qualifier	Unit	D	RT	CAS No.	Prepared	Analyzed	Dil Fac
Phosphonic acid, dioctadecyl ester	2400	T J N	ug/Kg	☼	13.79	19047-85-9	08/28/23 16:25	08/29/23 16:39	1
16-Octadecenal	630	T J N	ug/Kg	☼	14.26	56554-87-1	08/28/23 16:25	08/29/23 16:39	1
1-Triacontanol	530	T J N	ug/Kg	☼	14.47	1000163-47-7	08/28/23 16:25	08/29/23 16:39	1
Ergosterol	690	T J N	ug/Kg	☼	15.02	57-87-4	08/28/23 16:25	08/29/23 16:39	1
Unknown	580	T J	ug/Kg	☼	15.53	N/A	08/28/23 16:25	08/29/23 16:39	1

Surrogate	%Recovery	Qualifier	Limits	Prepared	Analyzed	Dil Fac
2,4,6-Tribromophenol (Surr)	81		10 - 138	08/28/23 16:25	08/29/23 16:39	1
2-Fluorobiphenyl (Surr)	75		37 - 120	08/28/23 16:25	08/29/23 16:39	1
2-Fluorophenol (Surr)	72		22 - 120	08/28/23 16:25	08/29/23 16:39	1
Nitrobenzene-d5 (Surr)	74		26 - 120	08/28/23 16:25	08/29/23 16:39	1
p-Terphenyl-d14 (Surr)	86		40 - 133	08/28/23 16:25	08/29/23 16:39	1
Phenol-d5 (Surr)	75		27 - 120	08/28/23 16:25	08/29/23 16:39	1

Method: SW846 6010D - Metals (ICP)

Analyte	Result	Qualifier	RL	MDL	Unit	D	Prepared	Analyzed	Dil Fac
Lithium	27		6.2	2.5	mg/Kg	☼	08/23/23 20:29	08/24/23 08:52	1

Method: SW846 6020B - Metals (ICP/MS)

Analyte	Result	Qualifier	RL	MDL	Unit	D	Prepared	Analyzed	Dil Fac
Aluminum	36000	^2	120	61	mg/Kg	☼	08/23/23 20:29	08/24/23 09:19	10
Antimony	ND		0.25	0.099	mg/Kg	☼	08/23/23 20:29	08/24/23 09:17	2
Arsenic	3.8		0.49	0.16	mg/Kg	☼	08/23/23 20:29	08/24/23 09:17	2
Barium	270		2.5	1.1	mg/Kg	☼	08/23/23 20:29	08/24/23 09:19	10
Beryllium	1.3		0.12	0.029	mg/Kg	☼	08/23/23 20:29	08/29/23 11:46	2
Cadmium	0.059	J	0.12	0.049	mg/Kg	☼	08/23/23 20:29	08/24/23 09:17	2
Calcium	3600		49	24	mg/Kg	☼	08/23/23 20:29	08/24/23 09:17	2
Chromium	53		0.49	0.23	mg/Kg	☼	08/23/23 20:29	08/24/23 09:17	2
Cobalt	23		0.25	0.099	mg/Kg	☼	08/23/23 20:29	08/24/23 09:17	2
Copper	29		0.49	0.22	mg/Kg	☼	08/23/23 20:29	08/24/23 09:17	2
Iron	36000	^2	120	57	mg/Kg	☼	08/23/23 20:29	08/24/23 09:19	10
Lead	14		0.25	0.094	mg/Kg	☼	08/23/23 20:29	08/24/23 09:17	2
Magnesium	10000		12	6.0	mg/Kg	☼	08/23/23 20:29	08/24/23 09:17	2
Manganese	520	^2	0.49	0.25	mg/Kg	☼	08/23/23 20:29	08/24/23 09:17	2
Nickel	34		0.49	0.23	mg/Kg	☼	08/23/23 20:29	08/24/23 09:17	2
Potassium	7600		49	20	mg/Kg	☼	08/23/23 20:29	08/24/23 09:17	2
Selenium	0.22	J	0.49	0.12	mg/Kg	☼	08/23/23 20:29	08/24/23 09:17	2
Silver	ND		0.12	0.050	mg/Kg	☼	08/23/23 20:29	08/24/23 09:17	2
Sodium	260		62	30	mg/Kg	☼	08/23/23 20:29	08/24/23 09:17	2
Thallium	0.38		0.12	0.048	mg/Kg	☼	08/23/23 20:29	08/24/23 09:17	2
Zinc	95		37	4.9	mg/Kg	☼	08/23/23 20:29	08/24/23 09:17	2
Vanadium	73		0.99	0.25	mg/Kg	☼	08/23/23 20:29	08/24/23 09:17	2

Method: SW846 7471B - Mercury (CVAA)

Analyte	Result	Qualifier	RL	MDL	Unit	D	Prepared	Analyzed	Dil Fac
Mercury	0.036	J	0.076	0.025	mg/Kg	☼	08/23/23 22:39	08/24/23 11:19	1

Client Sample Results

Client: Integral Consulting Inc

NYSERDA FOIL Response, January 30, 2024 (R000359-122823)

PDF Page 246 of 526

Job ID: 410-140000-1

Project/Site: Solar Farm/Battery NY State

Client Sample ID: SS-3 (0.75-1)

Lab Sample ID: 410-140000-2

Date Collected: 08/22/23 08:45

Matrix: Solid

Date Received: 08/23/23 10:02

Percent Solids: 75.1

General Chemistry

Analyte	Result	Qualifier	RL	MDL	Unit	D	Prepared	Analyzed	Dil Fac
Percent Moisture (EPA Moisture)	24.9		1.0	1.0	%			08/23/23 17:11	1

Client Sample ID: SS-2 (0-0.25)

Lab Sample ID: 410-140000-3

Date Collected: 08/22/23 09:15

Matrix: Solid

Date Received: 08/23/23 10:02

Percent Solids: 70.4

Method: SW846 8260D - Volatile Organic Compounds by GC/MS

Analyte	Result	Qualifier	RL	MDL	Unit	D	Prepared	Analyzed	Dil Fac
1,1,1-Trichloroethane	ND		6.8	0.81	ug/Kg	✱	08/25/23 15:20	08/29/23 13:10	1
1,1,2-Trichloroethane	ND		6.8	0.68	ug/Kg	✱	08/25/23 15:20	08/29/23 13:10	1
1,1-Dichloroethene	ND		6.8	0.68	ug/Kg	✱	08/25/23 15:20	08/29/23 13:10	1
1,2,4-Trichlorobenzene	ND		14	6.8	ug/Kg	✱	08/25/23 15:20	08/29/23 13:10	1
1,2-Dichlorobenzene	ND		6.8	0.95	ug/Kg	✱	08/25/23 15:20	08/29/23 13:10	1
1,2-Dichloroethane	ND		6.8	0.81	ug/Kg	✱	08/25/23 15:20	08/29/23 13:10	1
1,2-Dichloropropane	ND		6.8	0.68	ug/Kg	✱	08/25/23 15:20	08/29/23 13:10	1
1,4-Dichlorobenzene	ND		6.8	0.95	ug/Kg	✱	08/25/23 15:20	08/29/23 13:10	1
Benzene	ND		6.8	0.68	ug/Kg	✱	08/25/23 15:20	08/29/23 13:10	1
Bromodichloromethane	ND		6.8	0.95	ug/Kg	✱	08/25/23 15:20	08/29/23 13:10	1
Bromoform	ND		14	6.8	ug/Kg	✱	08/25/23 15:20	08/29/23 13:10	1
Carbon tetrachloride	ND		6.8	0.95	ug/Kg	✱	08/25/23 15:20	08/29/23 13:10	1
Chlorobenzene	ND		6.8	0.95	ug/Kg	✱	08/25/23 15:20	08/29/23 13:10	1
Chloroform	ND		6.8	0.81	ug/Kg	✱	08/25/23 15:20	08/29/23 13:10	1
cis-1,2-Dichloroethene	ND		6.8	0.68	ug/Kg	✱	08/25/23 15:20	08/29/23 13:10	1
Dibromochloromethane	ND		6.8	0.68	ug/Kg	✱	08/25/23 15:20	08/29/23 13:10	1
Ethylbenzene	ND		6.8	0.95	ug/Kg	✱	08/25/23 15:20	08/29/23 13:10	1
m&p-Xylene	ND		6.8	2.7	ug/Kg	✱	08/25/23 15:20	08/29/23 13:10	1
Methylene Chloride	ND		6.8	2.7	ug/Kg	✱	08/25/23 15:20	08/29/23 13:10	1
o-Xylene	ND		6.8	0.95	ug/Kg	✱	08/25/23 15:20	08/29/23 13:10	1
Styrene	ND		6.8	0.95	ug/Kg	✱	08/25/23 15:20	08/29/23 13:10	1
Tetrachloroethene	ND		6.8	0.95	ug/Kg	✱	08/25/23 15:20	08/29/23 13:10	1
Toluene	ND		6.8	0.81	ug/Kg	✱	08/25/23 15:20	08/29/23 13:10	1
trans-1,2-Dichloroethene	ND		6.8	0.68	ug/Kg	✱	08/25/23 15:20	08/29/23 13:10	1
Trichloroethene	ND		6.8	0.68	ug/Kg	✱	08/25/23 15:20	08/29/23 13:10	1
Vinyl chloride	ND		6.8	0.81	ug/Kg	✱	08/25/23 15:20	08/29/23 13:10	1

Tentatively Identified Compound	Est. Result	Qualifier	Unit	D	RT	CAS No.	Prepared	Analyzed	Dil Fac
Unknown	10	T J	ug/Kg	✱	2.10	N/A	08/25/23 15:20	08/29/23 13:10	1
Pentane	7.8	T J N	ug/Kg	✱	2.69	109-66-0	08/25/23 15:20	08/29/23 13:10	1
Unknown	8.0	T J	ug/Kg	✱	3.09	N/A	08/25/23 15:20	08/29/23 13:10	1
Unknown	16	T J	ug/Kg	✱	3.16	N/A	08/25/23 15:20	08/29/23 13:10	1
Butanal	7.7	T J N	ug/Kg	✱	5.30	123-72-8	08/25/23 15:20	08/29/23 13:10	1
Pentanal	25	T J N	ug/Kg	✱	8.08	110-62-3	08/25/23 15:20	08/29/23 13:10	1
Hexanal	140	T J N	ug/Kg	✱	10.22	66-25-1	08/25/23 15:20	08/29/23 13:10	1
1-Hexanol	7.7	T J N	ug/Kg	✱	11.28	111-27-3	08/25/23 15:20	08/29/23 13:10	1
Heptanal	9.0	T J N	ug/Kg	✱	11.60	111-71-7	08/25/23 15:20	08/29/23 13:10	1
Limonene	10	T J N	ug/Kg	✱	12.69	138-86-3	08/25/23 15:20	08/29/23 13:10	1
Unknown	7.1	T J	ug/Kg	✱	13.23	N/A	08/25/23 15:20	08/29/23 13:10	1

Surrogate	%Recovery	Qualifier	Limits	Prepared	Analyzed	Dil Fac
4-Bromofluorobenzene (Surr)	94		50 - 131	08/25/23 15:20	08/29/23 13:10	1

Eurofins Lancaster Laboratories Environment Testing, LLC

Client Sample Results

Client: Integral Consulting Inc

NYSERDA FOIL Response, January 30, 2024 (R000359-122823)

PDF Page 247 of 526

Job ID: 410-140000-1

Project/Site: Solar Farm/Battery NY State

Client Sample ID: SS-2 (0-0.25)

Lab Sample ID: 410-140000-3

Date Collected: 08/22/23 09:15

Matrix: Solid

Date Received: 08/23/23 10:02

Percent Solids: 70.4

Method: SW846 8260D - Volatile Organic Compounds by GC/MS (Continued)

Surrogate	%Recovery	Qualifier	Limits	Prepared	Analyzed	Dil Fac
1,2-Dichloroethane-d4 (Surr)	112		54 - 135	08/25/23 15:20	08/29/23 13:10	1
Dibromofluoromethane (Surr)	107		50 - 141	08/25/23 15:20	08/29/23 13:10	1
Toluene-d8 (Surr)	98		52 - 141	08/25/23 15:20	08/29/23 13:10	1

Method: SW846 8270E - Semivolatile Organic Compounds (GC/MS)

Analyte	Result	Qualifier	RL	MDL	Unit	D	Prepared	Analyzed	Dil Fac
1,1'-Biphenyl	ND		52	24	ug/Kg	✱	08/28/23 16:25	08/29/23 17:04	1
2,2'-oxybis[1-chloropropane]	ND		61	28	ug/Kg	✱	08/28/23 16:25	08/29/23 17:04	1
2,4,5-Trichlorophenol	ND		52	24	ug/Kg	✱	08/28/23 16:25	08/29/23 17:04	1
2,4,6-Trichlorophenol	ND		52	24	ug/Kg	✱	08/28/23 16:25	08/29/23 17:04	1
2,4-Dichlorophenol	ND		61	28	ug/Kg	✱	08/28/23 16:25	08/29/23 17:04	1
2,4-Dimethylphenol	ND		52	24	ug/Kg	✱	08/28/23 16:25	08/29/23 17:04	1
2,4-Dinitrophenol	ND		1400	240	ug/Kg	✱	08/28/23 16:25	08/29/23 17:04	1
2,4-Dinitrotoluene	ND		240	47	ug/Kg	✱	08/28/23 16:25	08/29/23 17:04	1
2,6-Dinitrotoluene	ND		52	24	ug/Kg	✱	08/28/23 16:25	08/29/23 17:04	1
2-Chloronaphthalene	ND		47	19	ug/Kg	✱	08/28/23 16:25	08/29/23 17:04	1
2-Chlorophenol	ND		52	24	ug/Kg	✱	08/28/23 16:25	08/29/23 17:04	1
2-Methylnaphthalene	9.9	J	24	7.1	ug/Kg	✱	08/28/23 16:25	08/29/23 17:04	1
2-Methylphenol	ND		71	28	ug/Kg	✱	08/28/23 16:25	08/29/23 17:04	1
2-Nitroaniline	ND		71	24	ug/Kg	✱	08/28/23 16:25	08/29/23 17:04	1
2-Nitrophenol	ND		71	28	ug/Kg	✱	08/28/23 16:25	08/29/23 17:04	1
3,3'-Dichlorobenzidine	ND		240	47	ug/Kg	✱	08/28/23 16:25	08/29/23 17:04	1
3-Nitroaniline	ND		240	47	ug/Kg	✱	08/28/23 16:25	08/29/23 17:04	1
4,6-Dinitro-2-methylphenol	ND		710	240	ug/Kg	✱	08/28/23 16:25	08/29/23 17:04	1
4-Bromophenyl phenyl ether	ND		52	24	ug/Kg	✱	08/28/23 16:25	08/29/23 17:04	1
4-Chloro-3-methylphenol	ND		71	28	ug/Kg	✱	08/28/23 16:25	08/29/23 17:04	1
4-Chloroaniline	ND		240	47	ug/Kg	✱	08/28/23 16:25	08/29/23 17:04	1
4-Chlorophenyl phenyl ether	ND		52	24	ug/Kg	✱	08/28/23 16:25	08/29/23 17:04	1
4-Methylphenol	ND		71	24	ug/Kg	✱	08/28/23 16:25	08/29/23 17:04	1
4-Nitroaniline	ND		240	47	ug/Kg	✱	08/28/23 16:25	08/29/23 17:04	1
4-Nitrophenol	ND		710	240	ug/Kg	✱	08/28/23 16:25	08/29/23 17:04	1
Acenaphthene	ND		24	4.7	ug/Kg	✱	08/28/23 16:25	08/29/23 17:04	1
Acenaphthylene	150		24	5.7	ug/Kg	✱	08/28/23 16:25	08/29/23 17:04	1
Acetophenone	28	J	71	24	ug/Kg	✱	08/28/23 16:25	08/29/23 17:04	1
Anthracene	63		24	4.7	ug/Kg	✱	08/28/23 16:25	08/29/23 17:04	1
Atrazine	ND		240	94	ug/Kg	✱	08/28/23 16:25	08/29/23 17:04	1
Benzaldehyde	140	J	240	47	ug/Kg	✱	08/28/23 16:25	08/29/23 17:04	1
Benzo[a]anthracene	330		24	4.7	ug/Kg	✱	08/28/23 16:25	08/29/23 17:04	1
Benzo[a]pyrene	490		24	4.7	ug/Kg	✱	08/28/23 16:25	08/29/23 17:04	1
Benzo[b]fluoranthene	640		24	4.7	ug/Kg	✱	08/28/23 16:25	08/29/23 17:04	1
Benzo[g,h,i]perylene	380		24	4.7	ug/Kg	✱	08/28/23 16:25	08/29/23 17:04	1
Benzo[k]fluoranthene	190		24	4.7	ug/Kg	✱	08/28/23 16:25	08/29/23 17:04	1
Butyl benzyl phthalate	ND		240	94	ug/Kg	✱	08/28/23 16:25	08/29/23 17:04	1
Caprolactam	ND		240	47	ug/Kg	✱	08/28/23 16:25	08/29/23 17:04	1
Carbazole	ND		52	24	ug/Kg	✱	08/28/23 16:25	08/29/23 17:04	1
Chrysene	480		24	4.7	ug/Kg	✱	08/28/23 16:25	08/29/23 17:04	1
Di-n-butyl phthalate	ND		240	94	ug/Kg	✱	08/28/23 16:25	08/29/23 17:04	1
Di-n-octyl phthalate	ND		240	94	ug/Kg	✱	08/28/23 16:25	08/29/23 17:04	1
Dibenz(a,h)anthracene	97		24	9.4	ug/Kg	✱	08/28/23 16:25	08/29/23 17:04	1

Eurofins Lancaster Laboratories Environment Testing, LLC

Client Sample Results

Client: Integral Consulting Inc

NYSERDA FOIL Response, January 30, 2024 (R000359-122823)

PDF Page 248 of 526

Job ID: 410-140000-1

Project/Site: Solar Farm/Battery NY State

Client Sample ID: SS-2 (0-0.25)

Lab Sample ID: 410-140000-3

Date Collected: 08/22/23 09:15

Matrix: Solid

Date Received: 08/23/23 10:02

Percent Solids: 70.4

Method: SW846 8270E - Semivolatile Organic Compounds (GC/MS) (Continued)

Analyte	Result	Qualifier	RL	MDL	Unit	D	Prepared	Analyzed	Dil Fac
Dibenzofuran	ND		52	24	ug/Kg	☼	08/28/23 16:25	08/29/23 17:04	1
Diethyl phthalate	ND		240	94	ug/Kg	☼	08/28/23 16:25	08/29/23 17:04	1
Dimethyl phthalate	ND		240	94	ug/Kg	☼	08/28/23 16:25	08/29/23 17:04	1
Fluoranthene	490		24	4.7	ug/Kg	☼	08/28/23 16:25	08/29/23 17:04	1
Fluorene	ND		24	4.7	ug/Kg	☼	08/28/23 16:25	08/29/23 17:04	1
Hexachlorobenzene	ND		24	9.4	ug/Kg	☼	08/28/23 16:25	08/29/23 17:04	1
Hexachlorobutadiene	ND		71	28	ug/Kg	☼	08/28/23 16:25	08/29/23 17:04	1
Hexachlorocyclopentadiene	ND	*+ cn	710	240	ug/Kg	☼	08/28/23 16:25	08/29/23 17:04	1
Hexachloroethane	ND		240	47	ug/Kg	☼	08/28/23 16:25	08/29/23 17:04	1
Indeno[1,2,3-cd]pyrene	350		24	5.7	ug/Kg	☼	08/28/23 16:25	08/29/23 17:04	1
Isophorone	ND		94	24	ug/Kg	☼	08/28/23 16:25	08/29/23 17:04	1
N-Nitrosodi-n-propylamine	ND		94	47	ug/Kg	☼	08/28/23 16:25	08/29/23 17:04	1
N-Nitrosodiphenylamine	ND		52	24	ug/Kg	☼	08/28/23 16:25	08/29/23 17:04	1
Naphthalene	26		24	9.4	ug/Kg	☼	08/28/23 16:25	08/29/23 17:04	1
Nitrobenzene	ND		52	24	ug/Kg	☼	08/28/23 16:25	08/29/23 17:04	1
Pentachlorophenol	ND		240	94	ug/Kg	☼	08/28/23 16:25	08/29/23 17:04	1
Phenanthrene	110		24	5.7	ug/Kg	☼	08/28/23 16:25	08/29/23 17:04	1
Phenol	ND		52	24	ug/Kg	☼	08/28/23 16:25	08/29/23 17:04	1
Pyrene	490		24	4.7	ug/Kg	☼	08/28/23 16:25	08/29/23 17:04	1
Bis(2-chloroethoxy)methane	ND		52	24	ug/Kg	☼	08/28/23 16:25	08/29/23 17:04	1
Bis(2-chloroethyl)ether	ND		52	24	ug/Kg	☼	08/28/23 16:25	08/29/23 17:04	1
Bis(2-ethylhexyl) phthalate	ND		240	94	ug/Kg	☼	08/28/23 16:25	08/29/23 17:04	1

Tentatively Identified Compound	Est. Result	Qualifier	Unit	D	RT	CAS No.	Prepared	Analyzed	Dil Fac
Unknown	4600	T J	ug/Kg	☼	3.89	N/A	08/28/23 16:25	08/29/23 17:04	1
Unknown	2100	T J	ug/Kg	☼	5.45	N/A	08/28/23 16:25	08/29/23 17:04	1
Unknown	2000	T J	ug/Kg	☼	6.14	N/A	08/28/23 16:25	08/29/23 17:04	1
Benzoic acid, 4-hydroxy-3-methoxy-	1600	T J N	ug/Kg	☼	8.78	121-34-6	08/28/23 16:25	08/29/23 17:04	1
Unknown	6100	T J	ug/Kg	☼	9.64	N/A	08/28/23 16:25	08/29/23 17:04	1
Hexadecenoic acid, Z-11-	2300	T J N	ug/Kg	☼	10.49	2416-20-8	08/28/23 16:25	08/29/23 17:04	1
n-Hexadecanoic acid	4800	T J N	ug/Kg	☼	10.53	57-10-3	08/28/23 16:25	08/29/23 17:04	1
Unknown	1600	T J	ug/Kg	☼	10.68	N/A	08/28/23 16:25	08/29/23 17:04	1
Docosanoic acid	1700	T J N	ug/Kg	☼	12.69	112-85-6	08/28/23 16:25	08/29/23 17:04	1
1-Heneicosyl formate	3700	T J N	ug/Kg	☼	13.13	77899-03-7	08/28/23 16:25	08/29/23 17:04	1
Unknown	2700	T J	ug/Kg	☼	13.36	N/A	08/28/23 16:25	08/29/23 17:04	1
Unknown	8100	T J	ug/Kg	☼	13.80	N/A	08/28/23 16:25	08/29/23 17:04	1
Pentacosane	3200	T J N	ug/Kg	☼	14.46	629-99-2	08/28/23 16:25	08/29/23 17:04	1
3-Eicosene, (E)-	3000	T J N	ug/Kg	☼	14.48	74685-33-9	08/28/23 16:25	08/29/23 17:04	1
.gamma.-Sitosterol	6100	T J N	ug/Kg	☼	15.55	83-47-6	08/28/23 16:25	08/29/23 17:04	1

Surrogate	%Recovery	Qualifier	Limits	Prepared	Analyzed	Dil Fac
2,4,6-Tribromophenol (Surr)	74		10 - 138	08/28/23 16:25	08/29/23 17:04	1
2-Fluorobiphenyl (Surr)	70		37 - 120	08/28/23 16:25	08/29/23 17:04	1
2-Fluorophenol (Surr)	66		22 - 120	08/28/23 16:25	08/29/23 17:04	1
Nitrobenzene-d5 (Surr)	73		26 - 120	08/28/23 16:25	08/29/23 17:04	1
p-Terphenyl-d14 (Surr)	81		40 - 133	08/28/23 16:25	08/29/23 17:04	1
Phenol-d5 (Surr)	70		27 - 120	08/28/23 16:25	08/29/23 17:04	1

Client Sample Results

Client: Integral Consulting Inc

NYSERDA FOIL Response, January 30, 2024 (R000359-122823)

PDF Page 249 of 526

Job ID: 410-140000-1

Project/Site: Solar Farm/Battery NY State

Client Sample ID: SS-2 (0-0.25)

Lab Sample ID: 410-140000-3

Date Collected: 08/22/23 09:15

Matrix: Solid

Date Received: 08/23/23 10:02

Percent Solids: 70.4

Method: SW846 6010D - Metals (ICP)

Analyte	Result	Qualifier	RL	MDL	Unit	D	Prepared	Analyzed	Dil Fac
Lithium	25		6.6	2.7	mg/Kg	☼	08/23/23 20:06	08/24/23 07:18	1

Method: SW846 6020B - Metals (ICP/MS)

Analyte	Result	Qualifier	RL	MDL	Unit	D	Prepared	Analyzed	Dil Fac
Aluminum	30000		130	66	mg/Kg	☼	08/23/23 20:06	08/29/23 23:59	10
Antimony	0.11	J	0.27	0.11	mg/Kg	☼	08/23/23 20:06	08/29/23 23:57	2
Arsenic	3.6		0.53	0.18	mg/Kg	☼	08/23/23 20:06	08/29/23 23:57	2
Barium	190		0.53	0.24	mg/Kg	☼	08/23/23 20:06	08/29/23 23:57	2
Beryllium	1.2		0.13	0.032	mg/Kg	☼	08/23/23 20:06	08/29/23 23:57	2
Cadmium	0.20		0.13	0.053	mg/Kg	☼	08/23/23 20:06	08/29/23 23:57	2
Calcium	5100		53	26	mg/Kg	☼	08/23/23 20:06	08/29/23 23:57	2
Chromium	41		0.53	0.25	mg/Kg	☼	08/23/23 20:06	08/29/23 23:57	2
Cobalt	18		0.27	0.11	mg/Kg	☼	08/23/23 20:06	08/29/23 23:57	2
Copper	21		0.53	0.24	mg/Kg	☼	08/23/23 20:06	08/29/23 23:57	2
Iron	35000		130	61	mg/Kg	☼	08/23/23 20:06	08/29/23 23:59	10
Lead	23		0.27	0.10	mg/Kg	☼	08/23/23 20:06	08/29/23 23:57	2
Magnesium	8600		13	6.5	mg/Kg	☼	08/23/23 20:06	08/29/23 23:57	2
Manganese	800		0.53	0.27	mg/Kg	☼	08/23/23 20:06	08/29/23 23:57	2
Nickel	25		0.53	0.25	mg/Kg	☼	08/23/23 20:06	08/29/23 23:57	2
Potassium	5200		53	21	mg/Kg	☼	08/23/23 20:06	08/29/23 23:57	2
Selenium	0.39	J	0.53	0.13	mg/Kg	☼	08/23/23 20:06	08/29/23 23:57	2
Silver	0.068	J	0.13	0.054	mg/Kg	☼	08/23/23 20:06	08/29/23 23:57	2
Sodium	180		66	32	mg/Kg	☼	08/23/23 20:06	08/29/23 23:57	2
Thallium	0.30		0.13	0.052	mg/Kg	☼	08/23/23 20:06	08/29/23 23:57	2
Zinc	93		40	5.3	mg/Kg	☼	08/23/23 20:06	08/30/23 10:09	2
Vanadium	66		1.1	0.27	mg/Kg	☼	08/23/23 20:06	08/29/23 23:57	2

Method: SW846 7471B - Mercury (CVAA)

Analyte	Result	Qualifier	RL	MDL	Unit	D	Prepared	Analyzed	Dil Fac
Mercury	0.045	J	0.081	0.027	mg/Kg	☼	08/23/23 22:39	08/24/23 11:21	1

General Chemistry

Analyte	Result	Qualifier	RL	MDL	Unit	D	Prepared	Analyzed	Dil Fac
Percent Moisture (EPA Moisture)	29.6		1.0	1.0	%			08/23/23 17:11	1

Client Sample ID: SS-2 (0.75-1)

Lab Sample ID: 410-140000-4

Date Collected: 08/22/23 09:25

Matrix: Solid

Date Received: 08/23/23 10:02

Percent Solids: 78.9

Method: SW846 8260D - Volatile Organic Compounds by GC/MS

Analyte	Result	Qualifier	RL	MDL	Unit	D	Prepared	Analyzed	Dil Fac
1,1,1-Trichloroethane	ND		5.8	0.69	ug/Kg	☼	08/25/23 15:20	08/29/23 13:34	1
1,1,2-Trichloroethane	ND		5.8	0.58	ug/Kg	☼	08/25/23 15:20	08/29/23 13:34	1
1,1-Dichloroethene	ND		5.8	0.58	ug/Kg	☼	08/25/23 15:20	08/29/23 13:34	1
1,2,4-Trichlorobenzene	ND		12	5.8	ug/Kg	☼	08/25/23 15:20	08/29/23 13:34	1
1,2-Dichlorobenzene	ND		5.8	0.81	ug/Kg	☼	08/25/23 15:20	08/29/23 13:34	1
1,2-Dichloroethane	ND		5.8	0.69	ug/Kg	☼	08/25/23 15:20	08/29/23 13:34	1
1,2-Dichloropropane	ND		5.8	0.58	ug/Kg	☼	08/25/23 15:20	08/29/23 13:34	1
1,4-Dichlorobenzene	ND		5.8	0.81	ug/Kg	☼	08/25/23 15:20	08/29/23 13:34	1
Benzene	ND		5.8	0.58	ug/Kg	☼	08/25/23 15:20	08/29/23 13:34	1
Bromodichloromethane	ND		5.8	0.81	ug/Kg	☼	08/25/23 15:20	08/29/23 13:34	1

Eurofins Lancaster Laboratories Environment Testing, LLC

Client Sample Results

Client: Integral Consulting Inc

NYSERDA FOIL Response, January 30, 2024 (R000359-122823)

PDF Page 250 of 526

Job ID: 410-140000-1

Project/Site: Solar Farm/Battery NY State

Client Sample ID: SS-2 (0.75-1)

Lab Sample ID: 410-140000-4

Date Collected: 08/22/23 09:25

Matrix: Solid

Date Received: 08/23/23 10:02

Percent Solids: 78.9

Method: SW846 8260D - Volatile Organic Compounds by GC/MS (Continued)

Analyte	Result	Qualifier	RL	MDL	Unit	D	Prepared	Analyzed	Dil Fac
Bromoform	ND		12	5.8	ug/Kg	☼	08/25/23 15:20	08/29/23 13:34	1
Carbon tetrachloride	ND		5.8	0.81	ug/Kg	☼	08/25/23 15:20	08/29/23 13:34	1
Chlorobenzene	ND		5.8	0.81	ug/Kg	☼	08/25/23 15:20	08/29/23 13:34	1
Chloroform	ND		5.8	0.69	ug/Kg	☼	08/25/23 15:20	08/29/23 13:34	1
cis-1,2-Dichloroethene	ND		5.8	0.58	ug/Kg	☼	08/25/23 15:20	08/29/23 13:34	1
Dibromochloromethane	ND		5.8	0.58	ug/Kg	☼	08/25/23 15:20	08/29/23 13:34	1
Ethylbenzene	ND		5.8	0.81	ug/Kg	☼	08/25/23 15:20	08/29/23 13:34	1
m&p-Xylene	ND		5.8	2.3	ug/Kg	☼	08/25/23 15:20	08/29/23 13:34	1
Methylene Chloride	ND		5.8	2.3	ug/Kg	☼	08/25/23 15:20	08/29/23 13:34	1
o-Xylene	ND		5.8	0.81	ug/Kg	☼	08/25/23 15:20	08/29/23 13:34	1
Styrene	ND		5.8	0.81	ug/Kg	☼	08/25/23 15:20	08/29/23 13:34	1
Tetrachloroethene	ND		5.8	0.81	ug/Kg	☼	08/25/23 15:20	08/29/23 13:34	1
Toluene	ND		5.8	0.69	ug/Kg	☼	08/25/23 15:20	08/29/23 13:34	1
trans-1,2-Dichloroethene	ND		5.8	0.58	ug/Kg	☼	08/25/23 15:20	08/29/23 13:34	1
Trichloroethene	ND		5.8	0.58	ug/Kg	☼	08/25/23 15:20	08/29/23 13:34	1
Vinyl chloride	ND		5.8	0.69	ug/Kg	☼	08/25/23 15:20	08/29/23 13:34	1

Tentatively Identified Compound	Est. Result	Qualifier	Unit	D	RT	CAS No.	Prepared	Analyzed	Dil Fac
Acetone	9.4	T J N	ug/Kg	☼	3.16	67-64-1	08/25/23 15:20	08/29/23 13:34	1
Hexanal	21	T J N	ug/Kg	☼	10.23	66-25-1	08/25/23 15:20	08/29/23 13:34	1

Surrogate	%Recovery	Qualifier	Limits	Prepared	Analyzed	Dil Fac
4-Bromofluorobenzene (Surr)	93		50 - 131	08/25/23 15:20	08/29/23 13:34	1
1,2-Dichloroethane-d4 (Surr)	112		54 - 135	08/25/23 15:20	08/29/23 13:34	1
Dibromofluoromethane (Surr)	106		50 - 141	08/25/23 15:20	08/29/23 13:34	1
Toluene-d8 (Surr)	95		52 - 141	08/25/23 15:20	08/29/23 13:34	1

Method: SW846 8270E - Semivolatile Organic Compounds (GC/MS)

Analyte	Result	Qualifier	RL	MDL	Unit	D	Prepared	Analyzed	Dil Fac
1,1'-Biphenyl	ND		46	21	ug/Kg	☼	08/28/23 16:25	08/29/23 17:29	1
2,2'-oxybis[1-chloropropane]	ND		55	25	ug/Kg	☼	08/28/23 16:25	08/29/23 17:29	1
2,4,5-Trichlorophenol	ND		46	21	ug/Kg	☼	08/28/23 16:25	08/29/23 17:29	1
2,4,6-Trichlorophenol	ND		46	21	ug/Kg	☼	08/28/23 16:25	08/29/23 17:29	1
2,4-Dichlorophenol	ND		55	25	ug/Kg	☼	08/28/23 16:25	08/29/23 17:29	1
2,4-Dimethylphenol	ND		46	21	ug/Kg	☼	08/28/23 16:25	08/29/23 17:29	1
2,4-Dinitrophenol	ND		1300	210	ug/Kg	☼	08/28/23 16:25	08/29/23 17:29	1
2,4-Dinitrotoluene	ND		210	42	ug/Kg	☼	08/28/23 16:25	08/29/23 17:29	1
2,6-Dinitrotoluene	ND		46	21	ug/Kg	☼	08/28/23 16:25	08/29/23 17:29	1
2-Chloronaphthalene	ND		42	17	ug/Kg	☼	08/28/23 16:25	08/29/23 17:29	1
2-Chlorophenol	ND		46	21	ug/Kg	☼	08/28/23 16:25	08/29/23 17:29	1
2-Methylnaphthalene	ND		21	6.3	ug/Kg	☼	08/28/23 16:25	08/29/23 17:29	1
2-Methylphenol	ND		63	25	ug/Kg	☼	08/28/23 16:25	08/29/23 17:29	1
2-Nitroaniline	ND		63	21	ug/Kg	☼	08/28/23 16:25	08/29/23 17:29	1
2-Nitrophenol	ND		63	25	ug/Kg	☼	08/28/23 16:25	08/29/23 17:29	1
3,3'-Dichlorobenzidine	ND		210	42	ug/Kg	☼	08/28/23 16:25	08/29/23 17:29	1
3-Nitroaniline	ND		210	42	ug/Kg	☼	08/28/23 16:25	08/29/23 17:29	1
4,6-Dinitro-2-methylphenol	ND		630	210	ug/Kg	☼	08/28/23 16:25	08/29/23 17:29	1
4-Bromophenyl phenyl ether	ND		46	21	ug/Kg	☼	08/28/23 16:25	08/29/23 17:29	1
4-Chloro-3-methylphenol	ND		63	25	ug/Kg	☼	08/28/23 16:25	08/29/23 17:29	1
4-Chloroaniline	ND		210	42	ug/Kg	☼	08/28/23 16:25	08/29/23 17:29	1

Eurofins Lancaster Laboratories Environment Testing, LLC

Client Sample Results

Client: Integral Consulting Inc

NYSERDA FOIL Response, January 30, 2024 (R000359-122823)

PDF Page 251 of 526

Job ID: 410-140000-1

Project/Site: Solar Farm/Battery NY State

Client Sample ID: SS-2 (0.75-1)

Lab Sample ID: 410-140000-4

Date Collected: 08/22/23 09:25

Matrix: Solid

Date Received: 08/23/23 10:02

Percent Solids: 78.9

Method: SW846 8270E - Semivolatile Organic Compounds (GC/MS) (Continued)

Analyte	Result	Qualifier	RL	MDL	Unit	D	Prepared	Analyzed	Dil Fac
4-Chlorophenyl phenyl ether	ND		46	21	ug/Kg	☼	08/28/23 16:25	08/29/23 17:29	1
4-Methylphenol	ND		63	21	ug/Kg	☼	08/28/23 16:25	08/29/23 17:29	1
4-Nitroaniline	ND		210	42	ug/Kg	☼	08/28/23 16:25	08/29/23 17:29	1
4-Nitrophenol	ND		630	210	ug/Kg	☼	08/28/23 16:25	08/29/23 17:29	1
Acenaphthene	ND		21	4.2	ug/Kg	☼	08/28/23 16:25	08/29/23 17:29	1
Acenaphthylene	16	J	21	5.1	ug/Kg	☼	08/28/23 16:25	08/29/23 17:29	1
Acetophenone	ND		63	21	ug/Kg	☼	08/28/23 16:25	08/29/23 17:29	1
Anthracene	7.8	J	21	4.2	ug/Kg	☼	08/28/23 16:25	08/29/23 17:29	1
Atrazine	ND		210	84	ug/Kg	☼	08/28/23 16:25	08/29/23 17:29	1
Benzaldehyde	ND		210	42	ug/Kg	☼	08/28/23 16:25	08/29/23 17:29	1
Benzo[a]anthracene	21		21	4.2	ug/Kg	☼	08/28/23 16:25	08/29/23 17:29	1
Benzo[a]pyrene	35		21	4.2	ug/Kg	☼	08/28/23 16:25	08/29/23 17:29	1
Benzo[b]fluoranthene	48		21	4.2	ug/Kg	☼	08/28/23 16:25	08/29/23 17:29	1
Benzo[g,h,i]perylene	28		21	4.2	ug/Kg	☼	08/28/23 16:25	08/29/23 17:29	1
Benzo[k]fluoranthene	14	J	21	4.2	ug/Kg	☼	08/28/23 16:25	08/29/23 17:29	1
Butyl benzyl phthalate	ND		210	84	ug/Kg	☼	08/28/23 16:25	08/29/23 17:29	1
Caprolactam	ND		210	42	ug/Kg	☼	08/28/23 16:25	08/29/23 17:29	1
Carbazole	ND		46	21	ug/Kg	☼	08/28/23 16:25	08/29/23 17:29	1
Chrysene	41		21	4.2	ug/Kg	☼	08/28/23 16:25	08/29/23 17:29	1
Di-n-butyl phthalate	ND		210	84	ug/Kg	☼	08/28/23 16:25	08/29/23 17:29	1
Di-n-octyl phthalate	ND		210	84	ug/Kg	☼	08/28/23 16:25	08/29/23 17:29	1
Dibenz(a,h)anthracene	9.6	J	21	8.4	ug/Kg	☼	08/28/23 16:25	08/29/23 17:29	1
Dibenzofuran	ND		46	21	ug/Kg	☼	08/28/23 16:25	08/29/23 17:29	1
Diethyl phthalate	ND		210	84	ug/Kg	☼	08/28/23 16:25	08/29/23 17:29	1
Dimethyl phthalate	ND		210	84	ug/Kg	☼	08/28/23 16:25	08/29/23 17:29	1
Fluoranthene	51		21	4.2	ug/Kg	☼	08/28/23 16:25	08/29/23 17:29	1
Fluorene	ND		21	4.2	ug/Kg	☼	08/28/23 16:25	08/29/23 17:29	1
Hexachlorobenzene	ND		21	8.4	ug/Kg	☼	08/28/23 16:25	08/29/23 17:29	1
Hexachlorobutadiene	ND		63	25	ug/Kg	☼	08/28/23 16:25	08/29/23 17:29	1
Hexachlorocyclopentadiene	ND	*+ cn	630	210	ug/Kg	☼	08/28/23 16:25	08/29/23 17:29	1
Hexachloroethane	ND		210	42	ug/Kg	☼	08/28/23 16:25	08/29/23 17:29	1
Indeno[1,2,3-cd]pyrene	24		21	5.1	ug/Kg	☼	08/28/23 16:25	08/29/23 17:29	1
Isophorone	ND		84	21	ug/Kg	☼	08/28/23 16:25	08/29/23 17:29	1
N-Nitrosodi-n-propylamine	ND		84	42	ug/Kg	☼	08/28/23 16:25	08/29/23 17:29	1
N-Nitrosodiphenylamine	ND		46	21	ug/Kg	☼	08/28/23 16:25	08/29/23 17:29	1
Naphthalene	ND		21	8.4	ug/Kg	☼	08/28/23 16:25	08/29/23 17:29	1
Nitrobenzene	ND		46	21	ug/Kg	☼	08/28/23 16:25	08/29/23 17:29	1
Pentachlorophenol	ND		210	84	ug/Kg	☼	08/28/23 16:25	08/29/23 17:29	1
Phenanthrene	21		21	5.1	ug/Kg	☼	08/28/23 16:25	08/29/23 17:29	1
Phenol	ND		46	21	ug/Kg	☼	08/28/23 16:25	08/29/23 17:29	1
Pyrene	50		21	4.2	ug/Kg	☼	08/28/23 16:25	08/29/23 17:29	1
Bis(2-chloroethoxy)methane	ND		46	21	ug/Kg	☼	08/28/23 16:25	08/29/23 17:29	1
Bis(2-chloroethyl)ether	ND		46	21	ug/Kg	☼	08/28/23 16:25	08/29/23 17:29	1
Bis(2-ethylhexyl) phthalate	ND		210	84	ug/Kg	☼	08/28/23 16:25	08/29/23 17:29	1

Tentatively Identified Compound	Est. Result	Qualifier	Unit	D	RT	CAS No.	Prepared	Analyzed	Dil Fac
Unknown	1100	T J	ug/Kg	☼	3.89	N/A	08/28/23 16:25	08/29/23 17:29	1
n-Hexadecanoic acid	1200	T J N	ug/Kg	☼	10.52	57-10-3	08/28/23 16:25	08/29/23 17:29	1
9-Octadecenoic acid, (E)-	780	T J N	ug/Kg	☼	11.22	112-79-8	08/28/23 16:25	08/29/23 17:29	1
5-Octadecene, (E)-	1600	T J N	ug/Kg	☼	12.45	7206-21-5	08/28/23 16:25	08/29/23 17:29	1

Eurofins Lancaster Laboratories Environment Testing, LLC

Client Sample Results

Client: Integral Consulting Inc
 Project/Site: Solar Farm/Battery NY State

PDF Page 252 of 526
 Job ID: 410-140000-1

Client Sample ID: SS-2 (0.75-1)

Lab Sample ID: 410-140000-4

Date Collected: 08/22/23 09:25

Matrix: Solid

Date Received: 08/23/23 10:02

Percent Solids: 78.9

Method: SW846 8270E - Semivolatile Organic Compounds (GC/MS) (Continued)

Tentatively Identified Compound	Est. Result	Qualifier	Unit	D	RT	CAS No.	Prepared	Analyzed	Dil Fac
Docosanoic acid	720	T J N	ug/Kg	☼	12.69	112-85-6	08/28/23 16:25	08/29/23 17:29	1
Trifluoroacetic acid, n-octadecyl ester	2400	T J N	ug/Kg	☼	13.13	1000216-79-4	08/28/23 16:25	08/29/23 17:29	1
Heneicosanoic acid	1600	T J N	ug/Kg	☼	13.36	2363-71-5	08/28/23 16:25	08/29/23 17:29	1
Unknown	680	T J	ug/Kg	☼	13.69	N/A	08/28/23 16:25	08/29/23 17:29	1
1-Heneicosyl formate	2100	T J N	ug/Kg	☼	13.80	77899-03-7	08/28/23 16:25	08/29/23 17:29	1
Unknown	580	T J	ug/Kg	☼	14.02	N/A	08/28/23 16:25	08/29/23 17:29	1
1,30-Triacontanediol	740	T J N	ug/Kg	☼	14.26	36645-68-8	08/28/23 16:25	08/29/23 17:29	1
Unknown	440	T J	ug/Kg	☼	14.30	N/A	08/28/23 16:25	08/29/23 17:29	1
Heptacosane	590	T J N	ug/Kg	☼	14.45	593-49-7	08/28/23 16:25	08/29/23 17:29	1
Cyclooctacosane	550	T J N	ug/Kg	☼	14.48	297-24-5	08/28/23 16:25	08/29/23 17:29	1
.beta.-Sitosterol	940	T J N	ug/Kg	☼	15.53	83-46-5	08/28/23 16:25	08/29/23 17:29	1

Surrogate	%Recovery	Qualifier	Limits	Prepared	Analyzed	Dil Fac
2,4,6-Tribromophenol (Surr)	77		10 - 138	08/28/23 16:25	08/29/23 17:29	1
2-Fluorobiphenyl (Surr)	72		37 - 120	08/28/23 16:25	08/29/23 17:29	1
2-Fluorophenol (Surr)	67		22 - 120	08/28/23 16:25	08/29/23 17:29	1
Nitrobenzene-d5 (Surr)	71		26 - 120	08/28/23 16:25	08/29/23 17:29	1
p-Terphenyl-d14 (Surr)	87		40 - 133	08/28/23 16:25	08/29/23 17:29	1
Phenol-d5 (Surr)	69		27 - 120	08/28/23 16:25	08/29/23 17:29	1

Method: SW846 6010D - Metals (ICP)

Analyte	Result	Qualifier	RL	MDL	Unit	D	Prepared	Analyzed	Dil Fac
Lithium	27		6.0	2.4	mg/Kg	☼	08/23/23 20:06	08/24/23 07:21	1

Method: SW846 6020B - Metals (ICP/MS)

Analyte	Result	Qualifier	RL	MDL	Unit	D	Prepared	Analyzed	Dil Fac
Aluminum	32000		120	59	mg/Kg	☼	08/23/23 20:06	08/30/23 00:03	10
Antimony	0.097	J	0.24	0.096	mg/Kg	☼	08/23/23 20:06	08/30/23 00:01	2
Arsenic	3.4		0.48	0.16	mg/Kg	☼	08/23/23 20:06	08/30/23 00:01	2
Barium	190		0.48	0.22	mg/Kg	☼	08/23/23 20:06	08/30/23 00:01	2
Beryllium	1.2		0.12	0.028	mg/Kg	☼	08/23/23 20:06	08/30/23 00:01	2
Cadmium	0.17		0.12	0.048	mg/Kg	☼	08/23/23 20:06	08/30/23 00:01	2
Calcium	3000		48	23	mg/Kg	☼	08/23/23 20:06	08/30/23 00:01	2
Chromium	42		0.48	0.23	mg/Kg	☼	08/23/23 20:06	08/30/23 00:01	2
Cobalt	16		0.24	0.096	mg/Kg	☼	08/23/23 20:06	08/30/23 00:01	2
Copper	19		0.48	0.22	mg/Kg	☼	08/23/23 20:06	08/30/23 00:01	2
Iron	34000		120	55	mg/Kg	☼	08/23/23 20:06	08/30/23 00:03	10
Lead	21		0.24	0.091	mg/Kg	☼	08/23/23 20:06	08/30/23 00:01	2
Magnesium	8700		12	5.9	mg/Kg	☼	08/23/23 20:06	08/30/23 00:01	2
Manganese	710		0.48	0.24	mg/Kg	☼	08/23/23 20:06	08/30/23 00:01	2
Nickel	26		0.48	0.23	mg/Kg	☼	08/23/23 20:06	08/30/23 00:01	2
Potassium	5500		48	19	mg/Kg	☼	08/23/23 20:06	08/30/23 00:01	2
Selenium	0.34	J	0.48	0.12	mg/Kg	☼	08/23/23 20:06	08/30/23 00:01	2
Silver	0.055	J	0.12	0.049	mg/Kg	☼	08/23/23 20:06	08/30/23 00:01	2
Sodium	180		60	29	mg/Kg	☼	08/23/23 20:06	08/30/23 00:01	2
Thallium	0.34		0.12	0.047	mg/Kg	☼	08/23/23 20:06	08/30/23 00:01	2
Zinc	130		36	4.8	mg/Kg	☼	08/23/23 20:06	08/30/23 10:11	2
Vanadium	65		0.96	0.24	mg/Kg	☼	08/23/23 20:06	08/30/23 00:01	2

Client Sample Results

Client: Integral Consulting Inc

NYSERDA FOIL Response, January 30, 2024 (R000359-122823)

PDF Page 253 of 526

Job ID: 410-140000-1

Project/Site: Solar Farm/Battery NY State

Client Sample ID: SS-2 (0.75-1)

Lab Sample ID: 410-140000-4

Date Collected: 08/22/23 09:25

Matrix: Solid

Date Received: 08/23/23 10:02

Percent Solids: 78.9

Method: SW846 7471B - Mercury (CVAA)

Analyte	Result	Qualifier	RL	MDL	Unit	D	Prepared	Analyzed	Dil Fac
Mercury	0.039	J	0.071	0.024	mg/Kg	☼	08/23/23 22:39	08/24/23 11:23	1

General Chemistry

Analyte	Result	Qualifier	RL	MDL	Unit	D	Prepared	Analyzed	Dil Fac
Percent Moisture (EPA Moisture)	21.1		1.0	1.0	%			08/23/23 17:11	1

Client Sample ID: SS-1 (0-0.25)

Lab Sample ID: 410-140000-5

Date Collected: 08/22/23 10:10

Matrix: Solid

Date Received: 08/23/23 10:02

Percent Solids: 69.6

Method: SW846 8260D - Volatile Organic Compounds by GC/MS

Analyte	Result	Qualifier	RL	MDL	Unit	D	Prepared	Analyzed	Dil Fac
1,1,1-Trichloroethane	ND	cn	7.0	0.84	ug/Kg	☼	08/25/23 15:20	08/29/23 13:58	1
1,1,2-Trichloroethane	ND	cn	7.0	0.70	ug/Kg	☼	08/25/23 15:20	08/29/23 13:58	1
1,1-Dichloroethene	ND	cn	7.0	0.70	ug/Kg	☼	08/25/23 15:20	08/29/23 13:58	1
1,2,4-Trichlorobenzene	ND	cn	14	7.0	ug/Kg	☼	08/25/23 15:20	08/29/23 13:58	1
1,2-Dichlorobenzene	ND	cn	7.0	0.98	ug/Kg	☼	08/25/23 15:20	08/29/23 13:58	1
1,2-Dichloroethane	ND	cn	7.0	0.84	ug/Kg	☼	08/25/23 15:20	08/29/23 13:58	1
1,2-Dichloropropane	ND	cn	7.0	0.70	ug/Kg	☼	08/25/23 15:20	08/29/23 13:58	1
1,4-Dichlorobenzene	ND	cn	7.0	0.98	ug/Kg	☼	08/25/23 15:20	08/29/23 13:58	1
Benzene	ND	cn	7.0	0.70	ug/Kg	☼	08/25/23 15:20	08/29/23 13:58	1
Bromodichloromethane	ND	cn	7.0	0.98	ug/Kg	☼	08/25/23 15:20	08/29/23 13:58	1
Bromoform	ND	cn	14	7.0	ug/Kg	☼	08/25/23 15:20	08/29/23 13:58	1
Carbon tetrachloride	ND	cn	7.0	0.98	ug/Kg	☼	08/25/23 15:20	08/29/23 13:58	1
Chlorobenzene	ND	cn	7.0	0.98	ug/Kg	☼	08/25/23 15:20	08/29/23 13:58	1
Chloroform	ND	cn	7.0	0.84	ug/Kg	☼	08/25/23 15:20	08/29/23 13:58	1
cis-1,2-Dichloroethene	ND	cn	7.0	0.70	ug/Kg	☼	08/25/23 15:20	08/29/23 13:58	1
Dibromochloromethane	ND	cn	7.0	0.70	ug/Kg	☼	08/25/23 15:20	08/29/23 13:58	1
Ethylbenzene	ND	cn	7.0	0.98	ug/Kg	☼	08/25/23 15:20	08/29/23 13:58	1
m&p-Xylene	ND	cn	7.0	2.8	ug/Kg	☼	08/25/23 15:20	08/29/23 13:58	1
Methylene Chloride	ND	cn	7.0	2.8	ug/Kg	☼	08/25/23 15:20	08/29/23 13:58	1
o-Xylene	ND	cn	7.0	0.98	ug/Kg	☼	08/25/23 15:20	08/29/23 13:58	1
Styrene	ND	cn	7.0	0.98	ug/Kg	☼	08/25/23 15:20	08/29/23 13:58	1
Tetrachloroethene	ND	cn	7.0	0.98	ug/Kg	☼	08/25/23 15:20	08/29/23 13:58	1
Toluene	ND	cn	7.0	0.84	ug/Kg	☼	08/25/23 15:20	08/29/23 13:58	1
trans-1,2-Dichloroethene	ND	cn	7.0	0.70	ug/Kg	☼	08/25/23 15:20	08/29/23 13:58	1
Trichloroethene	ND	cn	7.0	0.70	ug/Kg	☼	08/25/23 15:20	08/29/23 13:58	1
Vinyl chloride	ND	cn	7.0	0.84	ug/Kg	☼	08/25/23 15:20	08/29/23 13:58	1

Tentatively Identified Compound	Est. Result	Qualifier	Unit	D	RT	CAS No.	Prepared	Analyzed	Dil Fac
Unknown	12	T J cn	ug/Kg	☼	2.10	N/A	08/25/23 15:20	08/29/23 13:58	1
Acetone	14	T J N cn	ug/Kg	☼	3.16	67-64-1	08/25/23 15:20	08/29/23 13:58	1
Pentanal	15	T J N cn	ug/Kg	☼	8.09	110-62-3	08/25/23 15:20	08/29/23 13:58	1
Hexanal	59	T J N cn	ug/Kg	☼	10.22	66-25-1	08/25/23 15:20	08/29/23 13:58	1
Furfural	7.9	T J N cn	ug/Kg	☼	11.07	98-01-1	08/25/23 15:20	08/29/23 13:58	1

Surrogate	%Recovery	Qualifier	Limits	Prepared	Analyzed	Dil Fac
4-Bromofluorobenzene (Surr)	95	cn	50 - 131	08/25/23 15:20	08/29/23 13:58	1
1,2-Dichloroethane-d4 (Surr)	110	cn	54 - 135	08/25/23 15:20	08/29/23 13:58	1
Dibromofluoromethane (Surr)	106	cn	50 - 141	08/25/23 15:20	08/29/23 13:58	1
Toluene-d8 (Surr)	96	cn	52 - 141	08/25/23 15:20	08/29/23 13:58	1

Eurofins Lancaster Laboratories Environment Testing, LLC

Client Sample Results

Client: Integral Consulting Inc

NYSERDA FOIL Response, January 30, 2024 (R000359-122823)

PDF Page 254 of 526

Job ID: 410-140000-1

Project/Site: Solar Farm/Battery NY State

Client Sample ID: SS-1 (0-0.25)

Lab Sample ID: 410-140000-5

Date Collected: 08/22/23 10:10

Matrix: Solid

Date Received: 08/23/23 10:02

Percent Solids: 69.6

Method: SW846 8270E - Semivolatile Organic Compounds (GC/MS)

Analyte	Result	Qualifier	RL	MDL	Unit	D	Prepared	Analyzed	Dil Fac
1,1'-Biphenyl	ND		53	24	ug/Kg	☼	08/28/23 16:25	08/29/23 17:53	1
2,2'-oxybis[1-chloropropane]	ND		62	29	ug/Kg	☼	08/28/23 16:25	08/29/23 17:53	1
2,4,5-Trichlorophenol	ND		53	24	ug/Kg	☼	08/28/23 16:25	08/29/23 17:53	1
2,4,6-Trichlorophenol	ND		53	24	ug/Kg	☼	08/28/23 16:25	08/29/23 17:53	1
2,4-Dichlorophenol	ND		62	29	ug/Kg	☼	08/28/23 16:25	08/29/23 17:53	1
2,4-Dimethylphenol	ND		53	24	ug/Kg	☼	08/28/23 16:25	08/29/23 17:53	1
2,4-Dinitrophenol	ND		1400	240	ug/Kg	☼	08/28/23 16:25	08/29/23 17:53	1
2,4-Dinitrotoluene	ND		240	48	ug/Kg	☼	08/28/23 16:25	08/29/23 17:53	1
2,6-Dinitrotoluene	ND		53	24	ug/Kg	☼	08/28/23 16:25	08/29/23 17:53	1
2-Chloronaphthalene	ND		48	19	ug/Kg	☼	08/28/23 16:25	08/29/23 17:53	1
2-Chlorophenol	ND		53	24	ug/Kg	☼	08/28/23 16:25	08/29/23 17:53	1
2-Methylnaphthalene	ND		24	7.2	ug/Kg	☼	08/28/23 16:25	08/29/23 17:53	1
2-Methylphenol	ND		72	29	ug/Kg	☼	08/28/23 16:25	08/29/23 17:53	1
2-Nitroaniline	ND		72	24	ug/Kg	☼	08/28/23 16:25	08/29/23 17:53	1
2-Nitrophenol	ND		72	29	ug/Kg	☼	08/28/23 16:25	08/29/23 17:53	1
3,3'-Dichlorobenzidine	ND		240	48	ug/Kg	☼	08/28/23 16:25	08/29/23 17:53	1
3-Nitroaniline	ND		240	48	ug/Kg	☼	08/28/23 16:25	08/29/23 17:53	1
4,6-Dinitro-2-methylphenol	ND		720	240	ug/Kg	☼	08/28/23 16:25	08/29/23 17:53	1
4-Bromophenyl phenyl ether	ND		53	24	ug/Kg	☼	08/28/23 16:25	08/29/23 17:53	1
4-Chloro-3-methylphenol	ND		72	29	ug/Kg	☼	08/28/23 16:25	08/29/23 17:53	1
4-Chloroaniline	ND		240	48	ug/Kg	☼	08/28/23 16:25	08/29/23 17:53	1
4-Chlorophenyl phenyl ether	ND		53	24	ug/Kg	☼	08/28/23 16:25	08/29/23 17:53	1
4-Methylphenol	ND		72	24	ug/Kg	☼	08/28/23 16:25	08/29/23 17:53	1
4-Nitroaniline	ND		240	48	ug/Kg	☼	08/28/23 16:25	08/29/23 17:53	1
4-Nitrophenol	ND		720	240	ug/Kg	☼	08/28/23 16:25	08/29/23 17:53	1
Acenaphthene	ND		24	4.8	ug/Kg	☼	08/28/23 16:25	08/29/23 17:53	1
Acenaphthylene	7.7 J		24	5.7	ug/Kg	☼	08/28/23 16:25	08/29/23 17:53	1
Acetophenone	ND		72	24	ug/Kg	☼	08/28/23 16:25	08/29/23 17:53	1
Anthracene	ND		24	4.8	ug/Kg	☼	08/28/23 16:25	08/29/23 17:53	1
Atrazine	ND		240	96	ug/Kg	☼	08/28/23 16:25	08/29/23 17:53	1
Benzaldehyde	71 J		240	48	ug/Kg	☼	08/28/23 16:25	08/29/23 17:53	1
Benzo[a]anthracene	15 J		24	4.8	ug/Kg	☼	08/28/23 16:25	08/29/23 17:53	1
Benzo[a]pyrene	20 J		24	4.8	ug/Kg	☼	08/28/23 16:25	08/29/23 17:53	1
Benzo[b]fluoranthene	25		24	4.8	ug/Kg	☼	08/28/23 16:25	08/29/23 17:53	1
Benzo[g,h,i]perylene	17 J		24	4.8	ug/Kg	☼	08/28/23 16:25	08/29/23 17:53	1
Benzo[k]fluoranthene	8.2 J		24	4.8	ug/Kg	☼	08/28/23 16:25	08/29/23 17:53	1
Butyl benzyl phthalate	ND		240	96	ug/Kg	☼	08/28/23 16:25	08/29/23 17:53	1
Caprolactam	ND		240	48	ug/Kg	☼	08/28/23 16:25	08/29/23 17:53	1
Carbazole	ND		53	24	ug/Kg	☼	08/28/23 16:25	08/29/23 17:53	1
Chrysene	22 J		24	4.8	ug/Kg	☼	08/28/23 16:25	08/29/23 17:53	1
Di-n-butyl phthalate	ND		240	96	ug/Kg	☼	08/28/23 16:25	08/29/23 17:53	1
Di-n-octyl phthalate	ND		240	96	ug/Kg	☼	08/28/23 16:25	08/29/23 17:53	1
Dibenz(a,h)anthracene	ND		24	9.6	ug/Kg	☼	08/28/23 16:25	08/29/23 17:53	1
Dibenzofuran	ND		53	24	ug/Kg	☼	08/28/23 16:25	08/29/23 17:53	1
Diethyl phthalate	ND		240	96	ug/Kg	☼	08/28/23 16:25	08/29/23 17:53	1
Dimethyl phthalate	ND		240	96	ug/Kg	☼	08/28/23 16:25	08/29/23 17:53	1
Fluoranthene	33		24	4.8	ug/Kg	☼	08/28/23 16:25	08/29/23 17:53	1
Fluorene	ND		24	4.8	ug/Kg	☼	08/28/23 16:25	08/29/23 17:53	1
Hexachlorobenzene	ND		24	9.6	ug/Kg	☼	08/28/23 16:25	08/29/23 17:53	1

Client Sample Results

Client: Integral Consulting Inc

NYSERDA FOIL Response, January 30, 2024 (R000359-122823)

PDF Page 255 of 526

Job ID: 410-140000-1

Project/Site: Solar Farm/Battery NY State

Client Sample ID: SS-1 (0-0.25)

Lab Sample ID: 410-140000-5

Date Collected: 08/22/23 10:10

Matrix: Solid

Date Received: 08/23/23 10:02

Percent Solids: 69.6

Method: SW846 8270E - Semivolatile Organic Compounds (GC/MS) (Continued)

Analyte	Result	Qualifier	RL	MDL	Unit	D	Prepared	Analyzed	Dil Fac
Hexachlorobutadiene	ND		72	29	ug/Kg	☼	08/28/23 16:25	08/29/23 17:53	1
Hexachlorocyclopentadiene	ND	*+ cn	720	240	ug/Kg	☼	08/28/23 16:25	08/29/23 17:53	1
Hexachloroethane	ND		240	48	ug/Kg	☼	08/28/23 16:25	08/29/23 17:53	1
Indeno[1,2,3-cd]pyrene	14	J	24	5.7	ug/Kg	☼	08/28/23 16:25	08/29/23 17:53	1
Isophorone	ND		96	24	ug/Kg	☼	08/28/23 16:25	08/29/23 17:53	1
N-Nitrosodi-n-propylamine	ND		96	48	ug/Kg	☼	08/28/23 16:25	08/29/23 17:53	1
N-Nitrosodiphenylamine	ND		53	24	ug/Kg	☼	08/28/23 16:25	08/29/23 17:53	1
Naphthalene	ND		24	9.6	ug/Kg	☼	08/28/23 16:25	08/29/23 17:53	1
Nitrobenzene	ND		53	24	ug/Kg	☼	08/28/23 16:25	08/29/23 17:53	1
Pentachlorophenol	ND		240	96	ug/Kg	☼	08/28/23 16:25	08/29/23 17:53	1
Phenanthrene	17	J	24	5.7	ug/Kg	☼	08/28/23 16:25	08/29/23 17:53	1
Phenol	ND		53	24	ug/Kg	☼	08/28/23 16:25	08/29/23 17:53	1
Pyrene	29		24	4.8	ug/Kg	☼	08/28/23 16:25	08/29/23 17:53	1
Bis(2-chloroethoxy)methane	ND		53	24	ug/Kg	☼	08/28/23 16:25	08/29/23 17:53	1
Bis(2-chloroethyl)ether	ND		53	24	ug/Kg	☼	08/28/23 16:25	08/29/23 17:53	1
Bis(2-ethylhexyl) phthalate	ND		240	96	ug/Kg	☼	08/28/23 16:25	08/29/23 17:53	1

Tentatively Identified Compound	Est. Result	Qualifier	Unit	D	RT	CAS No.	Prepared	Analyzed	Dil Fac
Unknown	2900	T J	ug/Kg	☼	3.89	N/A	08/28/23 16:25	08/29/23 17:53	1
Hexadecenoic acid, Z-11-	1000	T J N	ug/Kg	☼	10.49	2416-20-8	08/28/23 16:25	08/29/23 17:53	1
n-Hexadecanoic acid	1900	T J N	ug/Kg	☼	10.53	57-10-3	08/28/23 16:25	08/29/23 17:53	1
9-Octadecenoic acid, (E)-	970	T J N	ug/Kg	☼	11.22	112-79-8	08/28/23 16:25	08/29/23 17:53	1
Phosphonic acid, dioctadecyl ester	980	T J N	ug/Kg	☼	12.45	19047-85-9	08/28/23 16:25	08/29/23 17:53	1
Docosanoic acid	960	T J N	ug/Kg	☼	12.69	112-85-6	08/28/23 16:25	08/29/23 17:53	1
1-Heneicosyl formate	1900	T J N	ug/Kg	☼	13.13	77899-03-7	08/28/23 16:25	08/29/23 17:53	1
Unknown	2000	T J	ug/Kg	☼	13.36	N/A	08/28/23 16:25	08/29/23 17:53	1
Unknown	6500	T J	ug/Kg	☼	13.80	N/A	08/28/23 16:25	08/29/23 17:53	1
Unknown	1000	T J	ug/Kg	☼	14.02	N/A	08/28/23 16:25	08/29/23 17:53	1
Oxirane, heptadecyl-	2000	T J N	ug/Kg	☼	14.26	67860-04-2	08/28/23 16:25	08/29/23 17:53	1
Eicosane	1900	T J N	ug/Kg	☼	14.46	112-95-8	08/28/23 16:25	08/29/23 17:53	1
Cyclohexadecane	1900	T J N	ug/Kg	☼	14.48	295-65-8	08/28/23 16:25	08/29/23 17:53	1
17-Pentatriacontene	1800	T J N	ug/Kg	☼	15.32	6971-40-0	08/28/23 16:25	08/29/23 17:53	1
.gamma.-Sitosterol	2200	T J N	ug/Kg	☼	15.53	83-47-6	08/28/23 16:25	08/29/23 17:53	1

Surrogate	%Recovery	Qualifier	Limits	Prepared	Analyzed	Dil Fac
2,4,6-Tribromophenol (Surr)	74		10 - 138	08/28/23 16:25	08/29/23 17:53	1
2-Fluorobiphenyl (Surr)	72		37 - 120	08/28/23 16:25	08/29/23 17:53	1
2-Fluorophenol (Surr)	65		22 - 120	08/28/23 16:25	08/29/23 17:53	1
Nitrobenzene-d5 (Surr)	70		26 - 120	08/28/23 16:25	08/29/23 17:53	1
p-Terphenyl-d14 (Surr)	84		40 - 133	08/28/23 16:25	08/29/23 17:53	1
Phenol-d5 (Surr)	67		27 - 120	08/28/23 16:25	08/29/23 17:53	1

Method: SW846 6010D - Metals (ICP)

Analyte	Result	Qualifier	RL	MDL	Unit	D	Prepared	Analyzed	Dil Fac
Lithium	22		7.0	2.8	mg/Kg	☼	08/23/23 20:29	08/24/23 08:58	1

Method: SW846 6020B - Metals (ICP/MS)

Analyte	Result	Qualifier	RL	MDL	Unit	D	Prepared	Analyzed	Dil Fac
Aluminum	33000	^2	140	69	mg/Kg	☼	08/23/23 20:29	08/24/23 09:23	10
Antimony	0.14	J	0.28	0.11	mg/Kg	☼	08/23/23 20:29	08/24/23 09:21	2

Eurofins Lancaster Laboratories Environment Testing, LLC

Client Sample Results

Client: Integral Consulting Inc

NYSERDA FOIL Response, January 30, 2024 (R000359-122823)

PDF Page 256 of 526

Job ID: 410-140000-1

Project/Site: Solar Farm/Battery NY State

Client Sample ID: SS-1 (0-0.25)

Lab Sample ID: 410-140000-5

Date Collected: 08/22/23 10:10

Matrix: Solid

Date Received: 08/23/23 10:02

Percent Solids: 69.6

Method: SW846 6020B - Metals (ICP/MS) (Continued)

Analyte	Result	Qualifier	RL	MDL	Unit	D	Prepared	Analyzed	Dil Fac
Arsenic	3.1		0.56	0.19	mg/Kg	☼	08/23/23 20:29	08/24/23 09:21	2
Barium	190		0.56	0.26	mg/Kg	☼	08/23/23 20:29	08/24/23 09:21	2
Beryllium	1.1		0.14	0.033	mg/Kg	☼	08/23/23 20:29	08/29/23 11:48	2
Cadmium	0.27		0.14	0.056	mg/Kg	☼	08/23/23 20:29	08/24/23 09:21	2
Calcium	12000		56	27	mg/Kg	☼	08/23/23 20:29	08/24/23 09:21	2
Chromium	38		0.56	0.26	mg/Kg	☼	08/23/23 20:29	08/24/23 09:21	2
Cobalt	12		0.28	0.11	mg/Kg	☼	08/23/23 20:29	08/24/23 09:21	2
Copper	16		0.56	0.25	mg/Kg	☼	08/23/23 20:29	08/24/23 09:21	2
Iron	31000	^2	140	64	mg/Kg	☼	08/23/23 20:29	08/24/23 09:23	10
Lead	17		0.28	0.11	mg/Kg	☼	08/23/23 20:29	08/24/23 09:21	2
Magnesium	6500		14	6.8	mg/Kg	☼	08/23/23 20:29	08/24/23 09:21	2
Manganese	890	^2	0.56	0.28	mg/Kg	☼	08/23/23 20:29	08/24/23 09:21	2
Nickel	22		0.56	0.26	mg/Kg	☼	08/23/23 20:29	08/24/23 09:21	2
Potassium	4000		56	22	mg/Kg	☼	08/23/23 20:29	08/24/23 09:21	2
Selenium	0.37	J	0.56	0.14	mg/Kg	☼	08/23/23 20:29	08/24/23 09:21	2
Silver	0.069	J	0.14	0.057	mg/Kg	☼	08/23/23 20:29	08/24/23 09:21	2
Sodium	140		70	33	mg/Kg	☼	08/23/23 20:29	08/24/23 09:21	2
Thallium	0.29		0.14	0.055	mg/Kg	☼	08/23/23 20:29	08/24/23 09:21	2
Zinc	82		42	5.6	mg/Kg	☼	08/23/23 20:29	08/24/23 09:21	2
Vanadium	57		1.1	0.28	mg/Kg	☼	08/23/23 20:29	08/24/23 09:21	2

Method: SW846 7471B - Mercury (CVAA)

Analyte	Result	Qualifier	RL	MDL	Unit	D	Prepared	Analyzed	Dil Fac
Mercury	0.062	J	0.083	0.028	mg/Kg	☼	08/23/23 22:39	08/24/23 11:25	1

General Chemistry

Analyte	Result	Qualifier	RL	MDL	Unit	D	Prepared	Analyzed	Dil Fac
Percent Moisture (EPA Moisture)	30.4		1.0	1.0	%			08/23/23 17:11	1

Client Sample ID: SS-1 (0.75-1)

Lab Sample ID: 410-140000-6

Date Collected: 08/22/23 10:20

Matrix: Solid

Date Received: 08/23/23 10:02

Percent Solids: 78.1

Method: SW846 8260D - Volatile Organic Compounds by GC/MS

Analyte	Result	Qualifier	RL	MDL	Unit	D	Prepared	Analyzed	Dil Fac
1,1,1-Trichloroethane	ND	cn	6.2	0.75	ug/Kg	☼	08/25/23 15:20	08/29/23 14:22	1
1,1,2-Trichloroethane	ND	cn	6.2	0.62	ug/Kg	☼	08/25/23 15:20	08/29/23 14:22	1
1,1-Dichloroethene	ND	cn	6.2	0.62	ug/Kg	☼	08/25/23 15:20	08/29/23 14:22	1
1,2,4-Trichlorobenzene	ND	cn	12	6.2	ug/Kg	☼	08/25/23 15:20	08/29/23 14:22	1
1,2-Dichlorobenzene	ND	cn	6.2	0.87	ug/Kg	☼	08/25/23 15:20	08/29/23 14:22	1
1,2-Dichloroethane	ND	cn	6.2	0.75	ug/Kg	☼	08/25/23 15:20	08/29/23 14:22	1
1,2-Dichloropropane	ND	cn	6.2	0.62	ug/Kg	☼	08/25/23 15:20	08/29/23 14:22	1
1,4-Dichlorobenzene	ND	cn	6.2	0.87	ug/Kg	☼	08/25/23 15:20	08/29/23 14:22	1
Benzene	ND	cn	6.2	0.62	ug/Kg	☼	08/25/23 15:20	08/29/23 14:22	1
Bromodichloromethane	ND	cn	6.2	0.87	ug/Kg	☼	08/25/23 15:20	08/29/23 14:22	1
Bromoform	ND	cn	12	6.2	ug/Kg	☼	08/25/23 15:20	08/29/23 14:22	1
Carbon tetrachloride	ND	cn	6.2	0.87	ug/Kg	☼	08/25/23 15:20	08/29/23 14:22	1
Chlorobenzene	ND	cn	6.2	0.87	ug/Kg	☼	08/25/23 15:20	08/29/23 14:22	1
Chloroform	ND	cn	6.2	0.75	ug/Kg	☼	08/25/23 15:20	08/29/23 14:22	1
cis-1,2-Dichloroethene	ND	cn	6.2	0.62	ug/Kg	☼	08/25/23 15:20	08/29/23 14:22	1

Eurofins Lancaster Laboratories Environment Testing, LLC

Client Sample Results

Client: Integral Consulting Inc

NYSERDA FOIL Response, January 30, 2024 (R000359-122823)

PDF Page 257 of 526

Job ID: 410-140000-1

Project/Site: Solar Farm/Battery NY State

Client Sample ID: SS-1 (0.75-1)

Lab Sample ID: 410-140000-6

Date Collected: 08/22/23 10:20

Matrix: Solid

Date Received: 08/23/23 10:02

Percent Solids: 78.1

Method: SW846 8260D - Volatile Organic Compounds by GC/MS (Continued)

Analyte	Result	Qualifier	RL	MDL	Unit	D	Prepared	Analyzed	Dil Fac
Dibromochloromethane	ND	cn	6.2	0.62	ug/Kg	☼	08/25/23 15:20	08/29/23 14:22	1
Ethylbenzene	ND	cn	6.2	0.87	ug/Kg	☼	08/25/23 15:20	08/29/23 14:22	1
m&p-Xylene	ND	cn	6.2	2.5	ug/Kg	☼	08/25/23 15:20	08/29/23 14:22	1
Methylene Chloride	ND	cn	6.2	2.5	ug/Kg	☼	08/25/23 15:20	08/29/23 14:22	1
o-Xylene	ND	cn	6.2	0.87	ug/Kg	☼	08/25/23 15:20	08/29/23 14:22	1
Styrene	ND	cn	6.2	0.87	ug/Kg	☼	08/25/23 15:20	08/29/23 14:22	1
Tetrachloroethene	ND	cn	6.2	0.87	ug/Kg	☼	08/25/23 15:20	08/29/23 14:22	1
Toluene	ND	cn	6.2	0.75	ug/Kg	☼	08/25/23 15:20	08/29/23 14:22	1
trans-1,2-Dichloroethene	ND	cn	6.2	0.62	ug/Kg	☼	08/25/23 15:20	08/29/23 14:22	1
Trichloroethene	ND	cn	6.2	0.62	ug/Kg	☼	08/25/23 15:20	08/29/23 14:22	1
Vinyl chloride	ND	cn	6.2	0.75	ug/Kg	☼	08/25/23 15:20	08/29/23 14:22	1

Tentatively Identified Compound	Est. Result	Qualifier	Unit	D	RT	CAS No.	Prepared	Analyzed	Dil Fac
Hexanal	33	T J N cn	ug/Kg	☼	10.23	66-25-1	08/25/23 15:20	08/29/23 14:22	1

Surrogate	%Recovery	Qualifier	Limits	Prepared	Analyzed	Dil Fac
4-Bromofluorobenzene (Surr)	94	cn	50 - 131	08/25/23 15:20	08/29/23 14:22	1
1,2-Dichloroethane-d4 (Surr)	109	cn	54 - 135	08/25/23 15:20	08/29/23 14:22	1
Dibromofluoromethane (Surr)	105	cn	50 - 141	08/25/23 15:20	08/29/23 14:22	1
Toluene-d8 (Surr)	95	cn	52 - 141	08/25/23 15:20	08/29/23 14:22	1

Method: SW846 8270E - Semivolatile Organic Compounds (GC/MS)

Analyte	Result	Qualifier	RL	MDL	Unit	D	Prepared	Analyzed	Dil Fac
1,1'-Biphenyl	ND		47	21	ug/Kg	☼	08/28/23 16:25	08/30/23 14:27	1
2,2'-oxybis[1-chloropropane]	ND		55	26	ug/Kg	☼	08/28/23 16:25	08/30/23 14:27	1
2,4,5-Trichlorophenol	ND		47	21	ug/Kg	☼	08/28/23 16:25	08/30/23 14:27	1
2,4,6-Trichlorophenol	ND		47	21	ug/Kg	☼	08/28/23 16:25	08/30/23 14:27	1
2,4-Dichlorophenol	ND		55	26	ug/Kg	☼	08/28/23 16:25	08/30/23 14:27	1
2,4-Dimethylphenol	ND		47	21	ug/Kg	☼	08/28/23 16:25	08/30/23 14:27	1
2,4-Dinitrophenol	ND		1300	210	ug/Kg	☼	08/28/23 16:25	08/30/23 14:27	1
2,4-Dinitrotoluene	ND		210	43	ug/Kg	☼	08/28/23 16:25	08/30/23 14:27	1
2,6-Dinitrotoluene	ND		47	21	ug/Kg	☼	08/28/23 16:25	08/30/23 14:27	1
2-Chloronaphthalene	ND		43	17	ug/Kg	☼	08/28/23 16:25	08/30/23 14:27	1
2-Chlorophenol	ND		47	21	ug/Kg	☼	08/28/23 16:25	08/30/23 14:27	1
2-Methylnaphthalene	ND		21	6.4	ug/Kg	☼	08/28/23 16:25	08/30/23 14:27	1
2-Methylphenol	ND		64	26	ug/Kg	☼	08/28/23 16:25	08/30/23 14:27	1
2-Nitroaniline	ND		64	21	ug/Kg	☼	08/28/23 16:25	08/30/23 14:27	1
2-Nitrophenol	ND		64	26	ug/Kg	☼	08/28/23 16:25	08/30/23 14:27	1
3,3'-Dichlorobenzidine	ND		210	43	ug/Kg	☼	08/28/23 16:25	08/30/23 14:27	1
3-Nitroaniline	ND		210	43	ug/Kg	☼	08/28/23 16:25	08/30/23 14:27	1
4,6-Dinitro-2-methylphenol	ND		640	210	ug/Kg	☼	08/28/23 16:25	08/30/23 14:27	1
4-Bromophenyl phenyl ether	ND		47	21	ug/Kg	☼	08/28/23 16:25	08/30/23 14:27	1
4-Chloro-3-methylphenol	ND		64	26	ug/Kg	☼	08/28/23 16:25	08/30/23 14:27	1
4-Chloroaniline	ND		210	43	ug/Kg	☼	08/28/23 16:25	08/30/23 14:27	1
4-Chlorophenyl phenyl ether	ND		47	21	ug/Kg	☼	08/28/23 16:25	08/30/23 14:27	1
4-Methylphenol	ND		64	21	ug/Kg	☼	08/28/23 16:25	08/30/23 14:27	1
4-Nitroaniline	ND		210	43	ug/Kg	☼	08/28/23 16:25	08/30/23 14:27	1
4-Nitrophenol	ND		640	210	ug/Kg	☼	08/28/23 16:25	08/30/23 14:27	1
Acenaphthene	ND		21	4.3	ug/Kg	☼	08/28/23 16:25	08/30/23 14:27	1
Acenaphthylene	ND		21	5.1	ug/Kg	☼	08/28/23 16:25	08/30/23 14:27	1

Eurofins Lancaster Laboratories Environment Testing, LLC

Client Sample Results

Client: Integral Consulting Inc

NYSERDA FOIL Response, January 30, 2024 (R000359-122823)

PDF Page 258 of 526

Job ID: 410-140000-1

Project/Site: Solar Farm/Battery NY State

Client Sample ID: SS-1 (0.75-1)

Lab Sample ID: 410-140000-6

Date Collected: 08/22/23 10:20

Matrix: Solid

Date Received: 08/23/23 10:02

Percent Solids: 78.1

Method: SW846 8270E - Semivolatile Organic Compounds (GC/MS) (Continued)

Analyte	Result	Qualifier	RL	MDL	Unit	D	Prepared	Analyzed	Dil Fac
Acetophenone	ND		64	21	ug/Kg	☼	08/28/23 16:25	08/30/23 14:27	1
Anthracene	ND		21	4.3	ug/Kg	☼	08/28/23 16:25	08/30/23 14:27	1
Atrazine	ND		210	85	ug/Kg	☼	08/28/23 16:25	08/30/23 14:27	1
Benzaldehyde	60	J	210	43	ug/Kg	☼	08/28/23 16:25	08/30/23 14:27	1
Benzo[a]anthracene	6.3	J	21	4.3	ug/Kg	☼	08/28/23 16:25	08/30/23 14:27	1
Benzo[a]pyrene	ND		21	4.3	ug/Kg	☼	08/28/23 16:25	08/30/23 14:27	1
Benzo[b]fluoranthene	11	J	21	4.3	ug/Kg	☼	08/28/23 16:25	08/30/23 14:27	1
Benzo[g,h,i]perylene	ND		21	4.3	ug/Kg	☼	08/28/23 16:25	08/30/23 14:27	1
Benzo[k]fluoranthene	ND		21	4.3	ug/Kg	☼	08/28/23 16:25	08/30/23 14:27	1
Butyl benzyl phthalate	ND		210	85	ug/Kg	☼	08/28/23 16:25	08/30/23 14:27	1
Caprolactam	ND		210	43	ug/Kg	☼	08/28/23 16:25	08/30/23 14:27	1
Carbazole	ND		47	21	ug/Kg	☼	08/28/23 16:25	08/30/23 14:27	1
Chrysene	10	J	21	4.3	ug/Kg	☼	08/28/23 16:25	08/30/23 14:27	1
Di-n-butyl phthalate	ND		210	85	ug/Kg	☼	08/28/23 16:25	08/30/23 14:27	1
Di-n-octyl phthalate	ND		210	85	ug/Kg	☼	08/28/23 16:25	08/30/23 14:27	1
Dibenz(a,h)anthracene	ND		21	8.5	ug/Kg	☼	08/28/23 16:25	08/30/23 14:27	1
Dibenzofuran	ND		47	21	ug/Kg	☼	08/28/23 16:25	08/30/23 14:27	1
Diethyl phthalate	ND		210	85	ug/Kg	☼	08/28/23 16:25	08/30/23 14:27	1
Dimethyl phthalate	ND		210	85	ug/Kg	☼	08/28/23 16:25	08/30/23 14:27	1
Fluoranthene	12	J	21	4.3	ug/Kg	☼	08/28/23 16:25	08/30/23 14:27	1
Fluorene	ND		21	4.3	ug/Kg	☼	08/28/23 16:25	08/30/23 14:27	1
Hexachlorobenzene	ND		21	8.5	ug/Kg	☼	08/28/23 16:25	08/30/23 14:27	1
Hexachlorobutadiene	ND		64	26	ug/Kg	☼	08/28/23 16:25	08/30/23 14:27	1
Hexachlorocyclopentadiene	ND	*+ cn	640	210	ug/Kg	☼	08/28/23 16:25	08/30/23 14:27	1
Hexachloroethane	ND		210	43	ug/Kg	☼	08/28/23 16:25	08/30/23 14:27	1
Indeno[1,2,3-cd]pyrene	ND		21	5.1	ug/Kg	☼	08/28/23 16:25	08/30/23 14:27	1
Isophorone	ND		85	21	ug/Kg	☼	08/28/23 16:25	08/30/23 14:27	1
N-Nitrosodi-n-propylamine	ND		85	43	ug/Kg	☼	08/28/23 16:25	08/30/23 14:27	1
N-Nitrosodiphenylamine	ND		47	21	ug/Kg	☼	08/28/23 16:25	08/30/23 14:27	1
Naphthalene	ND		21	8.5	ug/Kg	☼	08/28/23 16:25	08/30/23 14:27	1
Nitrobenzene	ND		47	21	ug/Kg	☼	08/28/23 16:25	08/30/23 14:27	1
Pentachlorophenol	ND		210	85	ug/Kg	☼	08/28/23 16:25	08/30/23 14:27	1
Phenanthrene	ND		21	5.1	ug/Kg	☼	08/28/23 16:25	08/30/23 14:27	1
Phenol	ND		47	21	ug/Kg	☼	08/28/23 16:25	08/30/23 14:27	1
Pyrene	9.8	J	21	4.3	ug/Kg	☼	08/28/23 16:25	08/30/23 14:27	1
Bis(2-chloroethoxy)methane	ND		47	21	ug/Kg	☼	08/28/23 16:25	08/30/23 14:27	1
Bis(2-chloroethyl)ether	ND		47	21	ug/Kg	☼	08/28/23 16:25	08/30/23 14:27	1
Bis(2-ethylhexyl) phthalate	ND		210	85	ug/Kg	☼	08/28/23 16:25	08/30/23 14:27	1

Tentatively Identified Compound	Est. Result	Qualifier	Unit	D	RT	CAS No.	Prepared	Analyzed	Dil Fac
Unknown	2600	T J	ug/Kg	☼	3.16	N/A	08/28/23 16:25	08/30/23 14:27	1
Unknown	5900	T J B	ug/Kg	☼	3.82	N/A	08/28/23 16:25	08/30/23 14:27	1
Unknown	510	T J	ug/Kg	☼	5.38	N/A	08/28/23 16:25	08/30/23 14:27	1
Unknown	720	T J	ug/Kg	☼	6.06	N/A	08/28/23 16:25	08/30/23 14:27	1
Benzaldehyde, 3-hydroxy-4-methoxy-	510	T J N	ug/Kg	☼	7.90	621-59-0	08/28/23 16:25	08/30/23 14:27	1
Unknown	590	T J	ug/Kg	☼	9.56	N/A	08/28/23 16:25	08/30/23 14:27	1
9-Hexadecenoic acid	690	T J N	ug/Kg	☼	10.42	2091-29-4	08/28/23 16:25	08/30/23 14:27	1
n-Hexadecanoic acid	1400	T J N	ug/Kg	☼	10.46	57-10-3	08/28/23 16:25	08/30/23 14:27	1
1-Octadecene	1700	T J N	ug/Kg	☼	13.07	112-88-9	08/28/23 16:25	08/30/23 14:27	1
Heptacosanoic acid	600	T J N	ug/Kg	☼	13.29	2363-71-5	08/28/23 16:25	08/30/23 14:27	1

Eurofins Lancaster Laboratories Environment Testing, LLC

Client Sample Results

Client: Integral Consulting Inc

NYSERDA FOIL Response, January 30, 2024 (R000359-122823)

PDF Page 259 of 526

Job ID: 410-140000-1

Project/Site: Solar Farm/Battery NY State

Client Sample ID: SS-1 (0.75-1)

Lab Sample ID: 410-140000-6

Date Collected: 08/22/23 10:20

Matrix: Solid

Date Received: 08/23/23 10:02

Percent Solids: 78.1

Method: SW846 8270E - Semivolatile Organic Compounds (GC/MS) (Continued)

Tentatively Identified Compound	Est. Result	Qualifier	Unit	D	RT	CAS No.	Prepared	Analyzed	Dil Fac
17-Pentatriacontene	2700	T J N	ug/Kg	☼	13.73	6971-40-0	08/28/23 16:25	08/30/23 14:27	1
Docosane	620	T J N	ug/Kg	☼	14.37	629-97-0	08/28/23 16:25	08/30/23 14:27	1
9-Tricosene, (Z)-	520	T J N	ug/Kg	☼	14.40	27519-02-4	08/28/23 16:25	08/30/23 14:27	1
1-Hexacosanol	560	T J N	ug/Kg	☼	15.22	506-52-5	08/28/23 16:25	08/30/23 14:27	1
.gamma.-Sitosterol	820	T J N	ug/Kg	☼	15.42	83-47-6	08/28/23 16:25	08/30/23 14:27	1

Surrogate	%Recovery	Qualifier	Limits	Prepared	Analyzed	Dil Fac
2,4,6-Tribromophenol (Surr)	69		10 - 138	08/28/23 16:25	08/30/23 14:27	1
2-Fluorobiphenyl (Surr)	65		37 - 120	08/28/23 16:25	08/30/23 14:27	1
2-Fluorophenol (Surr)	62		22 - 120	08/28/23 16:25	08/30/23 14:27	1
Nitrobenzene-d5 (Surr)	65		26 - 120	08/28/23 16:25	08/30/23 14:27	1
p-Terphenyl-d14 (Surr)	81		40 - 133	08/28/23 16:25	08/30/23 14:27	1
Phenol-d5 (Surr)	65		27 - 120	08/28/23 16:25	08/30/23 14:27	1

Method: SW846 6010D - Metals (ICP)

Analyte	Result	Qualifier	RL	MDL	Unit	D	Prepared	Analyzed	Dil Fac
Lithium	23		5.9	2.4	mg/Kg	☼	08/23/23 20:29	08/24/23 09:43	1

Method: SW846 6020B - Metals (ICP/MS)

Analyte	Result	Qualifier	RL	MDL	Unit	D	Prepared	Analyzed	Dil Fac
Aluminum	38000	^2	120	59	mg/Kg	☼	08/23/23 20:29	08/24/23 09:27	10
Antimony	ND		0.24	0.095	mg/Kg	☼	08/23/23 20:29	08/24/23 09:25	2
Arsenic	4.4		0.47	0.16	mg/Kg	☼	08/23/23 20:29	08/24/23 09:25	2
Barium	310		2.4	1.1	mg/Kg	☼	08/23/23 20:29	08/24/23 09:27	10
Beryllium	1.3		0.12	0.028	mg/Kg	☼	08/23/23 20:29	08/29/23 11:50	2
Cadmium	0.38		0.12	0.047	mg/Kg	☼	08/23/23 20:29	08/24/23 09:25	2
Calcium	5900		47	23	mg/Kg	☼	08/23/23 20:29	08/24/23 09:25	2
Chromium	49		0.47	0.23	mg/Kg	☼	08/23/23 20:29	08/24/23 09:25	2
Cobalt	27		0.24	0.095	mg/Kg	☼	08/23/23 20:29	08/24/23 09:25	2
Copper	26		0.47	0.21	mg/Kg	☼	08/23/23 20:29	08/24/23 09:25	2
Iron	41000	^2	120	55	mg/Kg	☼	08/23/23 20:29	08/24/23 09:27	10
Lead	16		0.24	0.090	mg/Kg	☼	08/23/23 20:29	08/24/23 09:25	2
Magnesium	7900		12	5.8	mg/Kg	☼	08/23/23 20:29	08/24/23 09:25	2
Manganese	1800	^2	2.4	1.2	mg/Kg	☼	08/23/23 20:29	08/24/23 09:27	10
Nickel	35		0.47	0.23	mg/Kg	☼	08/23/23 20:29	08/24/23 09:25	2
Potassium	5500		47	19	mg/Kg	☼	08/23/23 20:29	08/24/23 09:25	2
Selenium	0.38	J	0.47	0.12	mg/Kg	☼	08/23/23 20:29	08/24/23 09:25	2
Silver	0.10	J	0.12	0.048	mg/Kg	☼	08/23/23 20:29	08/24/23 09:25	2
Sodium	150		59	28	mg/Kg	☼	08/23/23 20:29	08/24/23 09:25	2
Thallium	0.37		0.12	0.046	mg/Kg	☼	08/23/23 20:29	08/24/23 09:25	2
Zinc	79		36	4.7	mg/Kg	☼	08/23/23 20:29	08/24/23 09:25	2
Vanadium	77		0.95	0.24	mg/Kg	☼	08/23/23 20:29	08/24/23 09:25	2

Method: SW846 7471B - Mercury (CVAA)

Analyte	Result	Qualifier	RL	MDL	Unit	D	Prepared	Analyzed	Dil Fac
Mercury	0.039	J	0.072	0.024	mg/Kg	☼	08/23/23 22:39	08/24/23 11:27	1

General Chemistry

Analyte	Result	Qualifier	RL	MDL	Unit	D	Prepared	Analyzed	Dil Fac
Percent Moisture (EPA Moisture)	21.9		1.0	1.0	%			08/23/23 17:11	1

Client Sample Results

Client: Integral Consulting Inc

NYSERDA FOIL Response, January 30, 2024 (R000359-122823)

PDF Page 260 of 526

Job ID: 410-140000-1

Project/Site: Solar Farm/Battery NY State

Client Sample ID: SS-7 (0-0.25)

Lab Sample ID: 410-140000-7

Date Collected: 08/22/23 10:45

Matrix: Solid

Date Received: 08/23/23 10:02

Percent Solids: 69.7

Method: SW846 8260D - Volatile Organic Compounds by GC/MS

Analyte	Result	Qualifier	RL	MDL	Unit	D	Prepared	Analyzed	Dil Fac
1,1,1-Trichloroethane	ND		7.0	0.83	ug/Kg	☼	08/25/23 15:20	08/29/23 14:46	1
1,1,2-Trichloroethane	ND		7.0	0.70	ug/Kg	☼	08/25/23 15:20	08/29/23 14:46	1
1,1-Dichloroethene	ND		7.0	0.70	ug/Kg	☼	08/25/23 15:20	08/29/23 14:46	1
1,2,4-Trichlorobenzene	ND		14	7.0	ug/Kg	☼	08/25/23 15:20	08/29/23 14:46	1
1,2-Dichlorobenzene	ND		7.0	0.97	ug/Kg	☼	08/25/23 15:20	08/29/23 14:46	1
1,2-Dichloroethane	ND		7.0	0.83	ug/Kg	☼	08/25/23 15:20	08/29/23 14:46	1
1,2-Dichloropropane	ND		7.0	0.70	ug/Kg	☼	08/25/23 15:20	08/29/23 14:46	1
1,4-Dichlorobenzene	ND		7.0	0.97	ug/Kg	☼	08/25/23 15:20	08/29/23 14:46	1
Benzene	ND		7.0	0.70	ug/Kg	☼	08/25/23 15:20	08/29/23 14:46	1
Bromodichloromethane	ND		7.0	0.97	ug/Kg	☼	08/25/23 15:20	08/29/23 14:46	1
Bromoform	ND		14	7.0	ug/Kg	☼	08/25/23 15:20	08/29/23 14:46	1
Carbon tetrachloride	ND		7.0	0.97	ug/Kg	☼	08/25/23 15:20	08/29/23 14:46	1
Chlorobenzene	ND		7.0	0.97	ug/Kg	☼	08/25/23 15:20	08/29/23 14:46	1
Chloroform	ND		7.0	0.83	ug/Kg	☼	08/25/23 15:20	08/29/23 14:46	1
cis-1,2-Dichloroethene	ND		7.0	0.70	ug/Kg	☼	08/25/23 15:20	08/29/23 14:46	1
Dibromochloromethane	ND		7.0	0.70	ug/Kg	☼	08/25/23 15:20	08/29/23 14:46	1
Ethylbenzene	ND		7.0	0.97	ug/Kg	☼	08/25/23 15:20	08/29/23 14:46	1
m&p-Xylene	ND		7.0	2.8	ug/Kg	☼	08/25/23 15:20	08/29/23 14:46	1
Methylene Chloride	ND		7.0	2.8	ug/Kg	☼	08/25/23 15:20	08/29/23 14:46	1
o-Xylene	ND		7.0	0.97	ug/Kg	☼	08/25/23 15:20	08/29/23 14:46	1
Styrene	ND		7.0	0.97	ug/Kg	☼	08/25/23 15:20	08/29/23 14:46	1
Tetrachloroethene	ND		7.0	0.97	ug/Kg	☼	08/25/23 15:20	08/29/23 14:46	1
Toluene	ND		7.0	0.83	ug/Kg	☼	08/25/23 15:20	08/29/23 14:46	1
trans-1,2-Dichloroethene	ND		7.0	0.70	ug/Kg	☼	08/25/23 15:20	08/29/23 14:46	1
Trichloroethene	ND		7.0	0.70	ug/Kg	☼	08/25/23 15:20	08/29/23 14:46	1
Vinyl chloride	ND		7.0	0.83	ug/Kg	☼	08/25/23 15:20	08/29/23 14:46	1

Tentatively Identified Compound	Est. Result	Qualifier	Unit	D	RT	CAS No.	Prepared	Analyzed	Dil Fac
Unknown	9.0	T J	ug/Kg	☼	3.16	N/A	08/25/23 15:20	08/29/23 14:46	1
Butanal	8.6	T J N	ug/Kg	☼	5.32	123-72-8	08/25/23 15:20	08/29/23 14:46	1
Pentanal	24	T J N	ug/Kg	☼	8.08	110-62-3	08/25/23 15:20	08/29/23 14:46	1
Hexanal	110	T J N	ug/Kg	☼	10.22	66-25-1	08/25/23 15:20	08/29/23 14:46	1
Heptanal	7.4	T J N	ug/Kg	☼	11.60	111-71-7	08/25/23 15:20	08/29/23 14:46	1

Surrogate	%Recovery	Qualifier	Limits	Prepared	Analyzed	Dil Fac
4-Bromofluorobenzene (Surr)	95		50 - 131	08/25/23 15:20	08/29/23 14:46	1
1,2-Dichloroethane-d4 (Surr)	111		54 - 135	08/25/23 15:20	08/29/23 14:46	1
Dibromofluoromethane (Surr)	108		50 - 141	08/25/23 15:20	08/29/23 14:46	1
Toluene-d8 (Surr)	95		52 - 141	08/25/23 15:20	08/29/23 14:46	1

Method: SW846 8270E - Semivolatile Organic Compounds (GC/MS)

Analyte	Result	Qualifier	RL	MDL	Unit	D	Prepared	Analyzed	Dil Fac
1,1'-Biphenyl	ND		52	24	ug/Kg	☼	08/28/23 16:25	08/30/23 14:52	1
2,2'-oxybis[1-chloropropane]	ND		62	29	ug/Kg	☼	08/28/23 16:25	08/30/23 14:52	1
2,4,5-Trichlorophenol	ND		52	24	ug/Kg	☼	08/28/23 16:25	08/30/23 14:52	1
2,4,6-Trichlorophenol	ND		52	24	ug/Kg	☼	08/28/23 16:25	08/30/23 14:52	1
2,4-Dichlorophenol	ND		62	29	ug/Kg	☼	08/28/23 16:25	08/30/23 14:52	1
2,4-Dimethylphenol	ND		52	24	ug/Kg	☼	08/28/23 16:25	08/30/23 14:52	1
2,4-Dinitrophenol	ND		1400	240	ug/Kg	☼	08/28/23 16:25	08/30/23 14:52	1
2,4-Dinitrotoluene	ND		240	48	ug/Kg	☼	08/28/23 16:25	08/30/23 14:52	1

Eurofins Lancaster Laboratories Environment Testing, LLC

Client Sample Results

Client: Integral Consulting Inc

NYSERDA FOIL Response, January 30, 2024 (R000359-122823)

PDF Page 261 of 526

Job ID: 410-140000-1

Project/Site: Solar Farm/Battery NY State

Client Sample ID: SS-7 (0-0.25)

Lab Sample ID: 410-140000-7

Date Collected: 08/22/23 10:45

Matrix: Solid

Date Received: 08/23/23 10:02

Percent Solids: 69.7

Method: SW846 8270E - Semivolatile Organic Compounds (GC/MS) (Continued)

Analyte	Result	Qualifier	RL	MDL	Unit	D	Prepared	Analyzed	Dil Fac
2,6-Dinitrotoluene	ND		52	24	ug/Kg	☼	08/28/23 16:25	08/30/23 14:52	1
2-Chloronaphthalene	ND		48	19	ug/Kg	☼	08/28/23 16:25	08/30/23 14:52	1
2-Chlorophenol	ND		52	24	ug/Kg	☼	08/28/23 16:25	08/30/23 14:52	1
2-Methylnaphthalene	ND		24	7.1	ug/Kg	☼	08/28/23 16:25	08/30/23 14:52	1
2-Methylphenol	ND		71	29	ug/Kg	☼	08/28/23 16:25	08/30/23 14:52	1
2-Nitroaniline	ND		71	24	ug/Kg	☼	08/28/23 16:25	08/30/23 14:52	1
2-Nitrophenol	ND		71	29	ug/Kg	☼	08/28/23 16:25	08/30/23 14:52	1
3,3'-Dichlorobenzidine	ND		240	48	ug/Kg	☼	08/28/23 16:25	08/30/23 14:52	1
3-Nitroaniline	ND		240	48	ug/Kg	☼	08/28/23 16:25	08/30/23 14:52	1
4,6-Dinitro-2-methylphenol	ND		710	240	ug/Kg	☼	08/28/23 16:25	08/30/23 14:52	1
4-Bromophenyl phenyl ether	ND		52	24	ug/Kg	☼	08/28/23 16:25	08/30/23 14:52	1
4-Chloro-3-methylphenol	ND		71	29	ug/Kg	☼	08/28/23 16:25	08/30/23 14:52	1
4-Chloroaniline	ND		240	48	ug/Kg	☼	08/28/23 16:25	08/30/23 14:52	1
4-Chlorophenyl phenyl ether	ND		52	24	ug/Kg	☼	08/28/23 16:25	08/30/23 14:52	1
4-Methylphenol	ND		71	24	ug/Kg	☼	08/28/23 16:25	08/30/23 14:52	1
4-Nitroaniline	ND		240	48	ug/Kg	☼	08/28/23 16:25	08/30/23 14:52	1
4-Nitrophenol	ND		710	240	ug/Kg	☼	08/28/23 16:25	08/30/23 14:52	1
Acenaphthene	ND		24	4.8	ug/Kg	☼	08/28/23 16:25	08/30/23 14:52	1
Acenaphthylene	ND		24	5.7	ug/Kg	☼	08/28/23 16:25	08/30/23 14:52	1
Acetophenone	ND		71	24	ug/Kg	☼	08/28/23 16:25	08/30/23 14:52	1
Anthracene	ND		24	4.8	ug/Kg	☼	08/28/23 16:25	08/30/23 14:52	1
Atrazine	ND		240	95	ug/Kg	☼	08/28/23 16:25	08/30/23 14:52	1
Benzaldehyde	ND		240	48	ug/Kg	☼	08/28/23 16:25	08/30/23 14:52	1
Benzo[a]anthracene	5.4	J	24	4.8	ug/Kg	☼	08/28/23 16:25	08/30/23 14:52	1
Benzo[a]pyrene	6.9	J	24	4.8	ug/Kg	☼	08/28/23 16:25	08/30/23 14:52	1
Benzo[b]fluoranthene	10	J	24	4.8	ug/Kg	☼	08/28/23 16:25	08/30/23 14:52	1
Benzo[g,h,i]perylene	8.1	J	24	4.8	ug/Kg	☼	08/28/23 16:25	08/30/23 14:52	1
Benzo[k]fluoranthene	ND		24	4.8	ug/Kg	☼	08/28/23 16:25	08/30/23 14:52	1
Butyl benzyl phthalate	ND		240	95	ug/Kg	☼	08/28/23 16:25	08/30/23 14:52	1
Caprolactam	ND		240	48	ug/Kg	☼	08/28/23 16:25	08/30/23 14:52	1
Carbazole	ND		52	24	ug/Kg	☼	08/28/23 16:25	08/30/23 14:52	1
Chrysene	11	J	24	4.8	ug/Kg	☼	08/28/23 16:25	08/30/23 14:52	1
Di-n-butyl phthalate	ND		240	95	ug/Kg	☼	08/28/23 16:25	08/30/23 14:52	1
Di-n-octyl phthalate	ND		240	95	ug/Kg	☼	08/28/23 16:25	08/30/23 14:52	1
Dibenz(a,h)anthracene	ND		24	9.5	ug/Kg	☼	08/28/23 16:25	08/30/23 14:52	1
Dibenzofuran	ND		52	24	ug/Kg	☼	08/28/23 16:25	08/30/23 14:52	1
Diethyl phthalate	ND		240	95	ug/Kg	☼	08/28/23 16:25	08/30/23 14:52	1
Dimethyl phthalate	ND		240	95	ug/Kg	☼	08/28/23 16:25	08/30/23 14:52	1
Fluoranthene	12	J	24	4.8	ug/Kg	☼	08/28/23 16:25	08/30/23 14:52	1
Fluorene	ND		24	4.8	ug/Kg	☼	08/28/23 16:25	08/30/23 14:52	1
Hexachlorobenzene	ND		24	9.5	ug/Kg	☼	08/28/23 16:25	08/30/23 14:52	1
Hexachlorobutadiene	ND		71	29	ug/Kg	☼	08/28/23 16:25	08/30/23 14:52	1
Hexachlorocyclopentadiene	ND	*+ cn	710	240	ug/Kg	☼	08/28/23 16:25	08/30/23 14:52	1
Hexachloroethane	ND		240	48	ug/Kg	☼	08/28/23 16:25	08/30/23 14:52	1
Indeno[1,2,3-cd]pyrene	ND		24	5.7	ug/Kg	☼	08/28/23 16:25	08/30/23 14:52	1
Isophorone	ND		95	24	ug/Kg	☼	08/28/23 16:25	08/30/23 14:52	1
N-Nitrosodi-n-propylamine	ND		95	48	ug/Kg	☼	08/28/23 16:25	08/30/23 14:52	1
N-Nitrosodiphenylamine	ND		52	24	ug/Kg	☼	08/28/23 16:25	08/30/23 14:52	1
Naphthalene	11	J	24	9.5	ug/Kg	☼	08/28/23 16:25	08/30/23 14:52	1

Eurofins Lancaster Laboratories Environment Testing, LLC

Client Sample Results

Client: Integral Consulting Inc

NYSERDA FOIL Response, January 30, 2024 (R000359-122823)

PDF Page 262 of 526

Job ID: 410-140000-1

Project/Site: Solar Farm/Battery NY State

Client Sample ID: SS-7 (0-0.25)

Lab Sample ID: 410-140000-7

Date Collected: 08/22/23 10:45

Matrix: Solid

Date Received: 08/23/23 10:02

Percent Solids: 69.7

Method: SW846 8270E - Semivolatile Organic Compounds (GC/MS) (Continued)

Analyte	Result	Qualifier	RL	MDL	Unit	D	Prepared	Analyzed	Dil Fac
Nitrobenzene	ND		52	24	ug/Kg	☼	08/28/23 16:25	08/30/23 14:52	1
Pentachlorophenol	ND		240	95	ug/Kg	☼	08/28/23 16:25	08/30/23 14:52	1
Phenanthrene	8.2	J	24	5.7	ug/Kg	☼	08/28/23 16:25	08/30/23 14:52	1
Phenol	ND		52	24	ug/Kg	☼	08/28/23 16:25	08/30/23 14:52	1
Pyrene	13	J	24	4.8	ug/Kg	☼	08/28/23 16:25	08/30/23 14:52	1
Bis(2-chloroethoxy)methane	ND		52	24	ug/Kg	☼	08/28/23 16:25	08/30/23 14:52	1
Bis(2-chloroethyl)ether	ND		52	24	ug/Kg	☼	08/28/23 16:25	08/30/23 14:52	1
Bis(2-ethylhexyl) phthalate	ND		240	95	ug/Kg	☼	08/28/23 16:25	08/30/23 14:52	1

Tentatively Identified Compound	Est. Result	Qualifier	Unit	D	RT	CAS No.	Prepared	Analyzed	Dil Fac
Unknown	1200	T J B	ug/Kg	☼	3.81	N/A	08/28/23 16:25	08/30/23 14:52	1
Unknown	490	T J	ug/Kg	☼	4.02	N/A	08/28/23 16:25	08/30/23 14:52	1
n-Hexadecanoic acid	950	T J N	ug/Kg	☼	10.46	57-10-3	08/28/23 16:25	08/30/23 14:52	1
Cyclopentadecanone, 2-hydroxy-	500	T J N	ug/Kg	☼	11.15	4727-18-8	08/28/23 16:25	08/30/23 14:52	1
Phosphonic acid, dioctadecyl ester	600	T J N	ug/Kg	☼	12.39	19047-85-9	08/28/23 16:25	08/30/23 14:52	1
Docosanoic acid	670	T J N	ug/Kg	☼	12.62	112-85-6	08/28/23 16:25	08/30/23 14:52	1
Ethanol, 2-(tetradecyloxy)-	1500	T J N	ug/Kg	☼	13.07	2136-70-1	08/28/23 16:25	08/30/23 14:52	1
Heneicosanoic acid	830	T J N	ug/Kg	☼	13.29	2363-71-5	08/28/23 16:25	08/30/23 14:52	1
Unknown	2300	T J	ug/Kg	☼	13.73	N/A	08/28/23 16:25	08/30/23 14:52	1
Octadecanal	780	T J N	ug/Kg	☼	14.19	638-66-4	08/28/23 16:25	08/30/23 14:52	1
Eicosane	960	T J N	ug/Kg	☼	14.38	112-95-8	08/28/23 16:25	08/30/23 14:52	1
1-Dotriacontanol	1100	T J N	ug/Kg	☼	14.40	6624-79-9	08/28/23 16:25	08/30/23 14:52	1
2-Tetracontanonone	560	T J N	ug/Kg	☼	14.46	77327-16-3	08/28/23 16:25	08/30/23 14:52	1
Unknown	500	T J	ug/Kg	☼	14.92	N/A	08/28/23 16:25	08/30/23 14:52	1
.gamma.-Sitosterol	1100	T J N	ug/Kg	☼	15.42	83-47-6	08/28/23 16:25	08/30/23 14:52	1

Surrogate	%Recovery	Qualifier	Limits	Prepared	Analyzed	Dil Fac
2,4,6-Tribromophenol (Surr)	72		10 - 138	08/28/23 16:25	08/30/23 14:52	1
2-Fluorobiphenyl (Surr)	67		37 - 120	08/28/23 16:25	08/30/23 14:52	1
2-Fluorophenol (Surr)	64		22 - 120	08/28/23 16:25	08/30/23 14:52	1
Nitrobenzene-d5 (Surr)	67		26 - 120	08/28/23 16:25	08/30/23 14:52	1
p-Terphenyl-d14 (Surr)	79		40 - 133	08/28/23 16:25	08/30/23 14:52	1
Phenol-d5 (Surr)	67		27 - 120	08/28/23 16:25	08/30/23 14:52	1

Method: SW846 6010D - Metals (ICP)

Analyte	Result	Qualifier	RL	MDL	Unit	D	Prepared	Analyzed	Dil Fac
Lithium	26		6.9	2.8	mg/Kg	☼	08/23/23 20:29	08/24/23 08:39	1

Method: SW846 6020B - Metals (ICP/MS)

Analyte	Result	Qualifier	RL	MDL	Unit	D	Prepared	Analyzed	Dil Fac
Aluminum	29000	^2	140	68	mg/Kg	☼	08/23/23 20:29	08/24/23 08:41	10
Antimony	0.13	J	0.28	0.11	mg/Kg	☼	08/23/23 20:29	08/24/23 08:39	2
Arsenic	4.5		0.55	0.18	mg/Kg	☼	08/23/23 20:29	08/24/23 08:39	2
Barium	220		0.55	0.25	mg/Kg	☼	08/23/23 20:29	08/24/23 08:39	2
Beryllium	1.1		0.14	0.033	mg/Kg	☼	08/23/23 20:29	08/29/23 11:42	2
Cadmium	0.14		0.14	0.055	mg/Kg	☼	08/23/23 20:29	08/24/23 08:39	2
Calcium	2800		55	27	mg/Kg	☼	08/23/23 20:29	08/24/23 08:39	2
Chromium	44		0.55	0.26	mg/Kg	☼	08/23/23 20:29	08/24/23 08:39	2
Cobalt	23		0.28	0.11	mg/Kg	☼	08/23/23 20:29	08/24/23 08:39	2
Copper	24		0.55	0.25	mg/Kg	☼	08/23/23 20:29	08/24/23 08:39	2

Eurofins Lancaster Laboratories Environment Testing, LLC

Client Sample Results

Client: Integral Consulting Inc

NYSERDA FOIL Response, January 30, 2024 (R000359-122823)

PDF Page 263 of 526

Job ID: 410-140000-1

Project/Site: Solar Farm/Battery NY State

Client Sample ID: SS-7 (0-0.25)

Lab Sample ID: 410-140000-7

Date Collected: 08/22/23 10:45

Matrix: Solid

Date Received: 08/23/23 10:02

Percent Solids: 69.7

Method: SW846 6020B - Metals (ICP/MS) (Continued)

Analyte	Result	Qualifier	RL	MDL	Unit	D	Prepared	Analyzed	Dil Fac
Iron	34000	^2	140	64	mg/Kg	☼	08/23/23 20:29	08/24/23 08:41	10
Lead	25		0.28	0.10	mg/Kg	☼	08/23/23 20:29	08/24/23 08:39	2
Magnesium	8600		14	6.8	mg/Kg	☼	08/23/23 20:29	08/24/23 08:39	2
Manganese	990		0.55	0.28	mg/Kg	☼	08/23/23 20:29	08/24/23 08:39	2
Nickel	28		0.55	0.26	mg/Kg	☼	08/23/23 20:29	08/24/23 08:39	2
Potassium	5500		55	22	mg/Kg	☼	08/23/23 20:29	08/24/23 08:39	2
Selenium	0.32	J	0.55	0.14	mg/Kg	☼	08/23/23 20:29	08/24/23 08:39	2
Silver	0.058	J	0.14	0.056	mg/Kg	☼	08/23/23 20:29	08/24/23 08:39	2
Sodium	180		69	33	mg/Kg	☼	08/23/23 20:29	08/24/23 08:39	2
Thallium	0.34		0.14	0.054	mg/Kg	☼	08/23/23 20:29	08/24/23 08:39	2
Zinc	95		41	5.5	mg/Kg	☼	08/23/23 20:29	08/24/23 08:39	2
Vanadium	74		1.1	0.28	mg/Kg	☼	08/23/23 20:29	08/24/23 08:39	2

Method: SW846 7471B - Mercury (CVAA)

Analyte	Result	Qualifier	RL	MDL	Unit	D	Prepared	Analyzed	Dil Fac
Mercury	0.040	J	0.085	0.028	mg/Kg	☼	08/23/23 22:39	08/24/23 11:29	1

General Chemistry

Analyte	Result	Qualifier	RL	MDL	Unit	D	Prepared	Analyzed	Dil Fac
Percent Moisture (EPA Moisture)	30.3		1.0	1.0	%			08/23/23 17:11	1

Client Sample ID: SS-7 (0.75-1)

Lab Sample ID: 410-140000-8

Date Collected: 08/22/23 10:55

Matrix: Solid

Date Received: 08/23/23 10:02

Percent Solids: 73.0

Method: SW846 8260D - Volatile Organic Compounds by GC/MS

Analyte	Result	Qualifier	RL	MDL	Unit	D	Prepared	Analyzed	Dil Fac
1,1,1-Trichloroethane	ND	cn	6.8	0.81	ug/Kg	☼	08/25/23 15:20	08/29/23 15:09	1
1,1,2-Trichloroethane	ND	cn	6.8	0.68	ug/Kg	☼	08/25/23 15:20	08/29/23 15:09	1
1,1-Dichloroethene	ND	cn	6.8	0.68	ug/Kg	☼	08/25/23 15:20	08/29/23 15:09	1
1,2,4-Trichlorobenzene	ND	cn	14	6.8	ug/Kg	☼	08/25/23 15:20	08/29/23 15:09	1
1,2-Dichlorobenzene	ND	cn	6.8	0.95	ug/Kg	☼	08/25/23 15:20	08/29/23 15:09	1
1,2-Dichloroethane	ND	cn	6.8	0.81	ug/Kg	☼	08/25/23 15:20	08/29/23 15:09	1
1,2-Dichloropropane	ND	cn	6.8	0.68	ug/Kg	☼	08/25/23 15:20	08/29/23 15:09	1
1,4-Dichlorobenzene	ND	cn	6.8	0.95	ug/Kg	☼	08/25/23 15:20	08/29/23 15:09	1
Benzene	ND	cn	6.8	0.68	ug/Kg	☼	08/25/23 15:20	08/29/23 15:09	1
Bromodichloromethane	ND	cn	6.8	0.95	ug/Kg	☼	08/25/23 15:20	08/29/23 15:09	1
Bromoform	ND	cn	14	6.8	ug/Kg	☼	08/25/23 15:20	08/29/23 15:09	1
Carbon tetrachloride	ND	cn	6.8	0.95	ug/Kg	☼	08/25/23 15:20	08/29/23 15:09	1
Chlorobenzene	ND	cn	6.8	0.95	ug/Kg	☼	08/25/23 15:20	08/29/23 15:09	1
Chloroform	ND	cn	6.8	0.81	ug/Kg	☼	08/25/23 15:20	08/29/23 15:09	1
cis-1,2-Dichloroethene	ND	cn	6.8	0.68	ug/Kg	☼	08/25/23 15:20	08/29/23 15:09	1
Dibromochloromethane	ND	cn	6.8	0.68	ug/Kg	☼	08/25/23 15:20	08/29/23 15:09	1
Ethylbenzene	ND	cn	6.8	0.95	ug/Kg	☼	08/25/23 15:20	08/29/23 15:09	1
m&p-Xylene	ND	cn	6.8	2.7	ug/Kg	☼	08/25/23 15:20	08/29/23 15:09	1
Methylene Chloride	ND	cn	6.8	2.7	ug/Kg	☼	08/25/23 15:20	08/29/23 15:09	1
o-Xylene	ND	cn	6.8	0.95	ug/Kg	☼	08/25/23 15:20	08/29/23 15:09	1
Styrene	ND	cn	6.8	0.95	ug/Kg	☼	08/25/23 15:20	08/29/23 15:09	1
Tetrachloroethene	ND	cn	6.8	0.95	ug/Kg	☼	08/25/23 15:20	08/29/23 15:09	1
Toluene	ND	cn	6.8	0.81	ug/Kg	☼	08/25/23 15:20	08/29/23 15:09	1

Eurofins Lancaster Laboratories Environment Testing, LLC

Client Sample Results

Client: Integral Consulting Inc

NYSERDA FOIL Response, January 30, 2024 (R000359-122823)

PDF Page 264 of 526

Job ID: 410-140000-1

Project/Site: Solar Farm/Battery NY State

Client Sample ID: SS-7 (0.75-1)

Lab Sample ID: 410-140000-8

Date Collected: 08/22/23 10:55

Matrix: Solid

Date Received: 08/23/23 10:02

Percent Solids: 73.0

Method: SW846 8260D - Volatile Organic Compounds by GC/MS (Continued)

Analyte	Result	Qualifier	RL	MDL	Unit	D	Prepared	Analyzed	Dil Fac
trans-1,2-Dichloroethene	ND	cn	6.8	0.68	ug/Kg	☼	08/25/23 15:20	08/29/23 15:09	1
Trichloroethene	ND	cn	6.8	0.68	ug/Kg	☼	08/25/23 15:20	08/29/23 15:09	1
Vinyl chloride	ND	cn	6.8	0.81	ug/Kg	☼	08/25/23 15:20	08/29/23 15:09	1

Tentatively Identified Compound	Est. Result	Qualifier	Unit	D	RT	CAS No.	Prepared	Analyzed	Dil Fac
Hexanal	51	T J N cn	ug/Kg	☼	10.22	66-25-1	08/25/23 15:20	08/29/23 15:09	1

Surrogate	%Recovery	Qualifier	Limits	Prepared	Analyzed	Dil Fac
4-Bromofluorobenzene (Surr)	94	cn	50 - 131	08/25/23 15:20	08/29/23 15:09	1
1,2-Dichloroethane-d4 (Surr)	109	cn	54 - 135	08/25/23 15:20	08/29/23 15:09	1
Dibromofluoromethane (Surr)	108	cn	50 - 141	08/25/23 15:20	08/29/23 15:09	1
Toluene-d8 (Surr)	94	cn	52 - 141	08/25/23 15:20	08/29/23 15:09	1

Method: SW846 8270E - Semivolatile Organic Compounds (GC/MS)

Analyte	Result	Qualifier	RL	MDL	Unit	D	Prepared	Analyzed	Dil Fac
1,1'-Biphenyl	ND		50	23	ug/Kg	☼	08/28/23 16:25	08/30/23 15:17	1
2,2'-oxybis[1-chloropropane]	ND		59	27	ug/Kg	☼	08/28/23 16:25	08/30/23 15:17	1
2,4,5-Trichlorophenol	ND		50	23	ug/Kg	☼	08/28/23 16:25	08/30/23 15:17	1
2,4,6-Trichlorophenol	ND		50	23	ug/Kg	☼	08/28/23 16:25	08/30/23 15:17	1
2,4-Dichlorophenol	ND		59	27	ug/Kg	☼	08/28/23 16:25	08/30/23 15:17	1
2,4-Dimethylphenol	ND		50	23	ug/Kg	☼	08/28/23 16:25	08/30/23 15:17	1
2,4-Dinitrophenol	ND		1400	230	ug/Kg	☼	08/28/23 16:25	08/30/23 15:17	1
2,4-Dinitrotoluene	ND		230	46	ug/Kg	☼	08/28/23 16:25	08/30/23 15:17	1
2,6-Dinitrotoluene	ND		50	23	ug/Kg	☼	08/28/23 16:25	08/30/23 15:17	1
2-Chloronaphthalene	ND		46	18	ug/Kg	☼	08/28/23 16:25	08/30/23 15:17	1
2-Chlorophenol	ND		50	23	ug/Kg	☼	08/28/23 16:25	08/30/23 15:17	1
2-Methylnaphthalene	ND		23	6.8	ug/Kg	☼	08/28/23 16:25	08/30/23 15:17	1
2-Methylphenol	ND		68	27	ug/Kg	☼	08/28/23 16:25	08/30/23 15:17	1
2-Nitroaniline	ND		68	23	ug/Kg	☼	08/28/23 16:25	08/30/23 15:17	1
2-Nitrophenol	ND		68	27	ug/Kg	☼	08/28/23 16:25	08/30/23 15:17	1
3,3'-Dichlorobenzidine	ND		230	46	ug/Kg	☼	08/28/23 16:25	08/30/23 15:17	1
3-Nitroaniline	ND		230	46	ug/Kg	☼	08/28/23 16:25	08/30/23 15:17	1
4,6-Dinitro-2-methylphenol	ND		680	230	ug/Kg	☼	08/28/23 16:25	08/30/23 15:17	1
4-Bromophenyl phenyl ether	ND		50	23	ug/Kg	☼	08/28/23 16:25	08/30/23 15:17	1
4-Chloro-3-methylphenol	ND		68	27	ug/Kg	☼	08/28/23 16:25	08/30/23 15:17	1
4-Chloroaniline	ND		230	46	ug/Kg	☼	08/28/23 16:25	08/30/23 15:17	1
4-Chlorophenyl phenyl ether	ND		50	23	ug/Kg	☼	08/28/23 16:25	08/30/23 15:17	1
4-Methylphenol	ND		68	23	ug/Kg	☼	08/28/23 16:25	08/30/23 15:17	1
4-Nitroaniline	ND		230	46	ug/Kg	☼	08/28/23 16:25	08/30/23 15:17	1
4-Nitrophenol	ND		680	230	ug/Kg	☼	08/28/23 16:25	08/30/23 15:17	1
Acenaphthene	ND		23	4.6	ug/Kg	☼	08/28/23 16:25	08/30/23 15:17	1
Acenaphthylene	ND		23	5.5	ug/Kg	☼	08/28/23 16:25	08/30/23 15:17	1
Acetophenone	ND		68	23	ug/Kg	☼	08/28/23 16:25	08/30/23 15:17	1
Anthracene	ND		23	4.6	ug/Kg	☼	08/28/23 16:25	08/30/23 15:17	1
Atrazine	ND		230	91	ug/Kg	☼	08/28/23 16:25	08/30/23 15:17	1
Benzaldehyde	ND		230	46	ug/Kg	☼	08/28/23 16:25	08/30/23 15:17	1
Benzo[a]anthracene	ND		23	4.6	ug/Kg	☼	08/28/23 16:25	08/30/23 15:17	1
Benzo[a]pyrene	ND		23	4.6	ug/Kg	☼	08/28/23 16:25	08/30/23 15:17	1
Benzo[b]fluoranthene	ND		23	4.6	ug/Kg	☼	08/28/23 16:25	08/30/23 15:17	1
Benzo[g,h,i]perylene	ND		23	4.6	ug/Kg	☼	08/28/23 16:25	08/30/23 15:17	1

Eurofins Lancaster Laboratories Environment Testing, LLC

Client Sample Results

Client: Integral Consulting Inc

NYSERDA FOIL Response, January 30, 2024 (R000359-122823)

PDF Page 265 of 526

Job ID: 410-140000-1

Project/Site: Solar Farm/Battery NY State

Client Sample ID: SS-7 (0.75-1)

Lab Sample ID: 410-140000-8

Date Collected: 08/22/23 10:55

Matrix: Solid

Date Received: 08/23/23 10:02

Percent Solids: 73.0

Method: SW846 8270E - Semivolatile Organic Compounds (GC/MS) (Continued)

Analyte	Result	Qualifier	RL	MDL	Unit	D	Prepared	Analyzed	Dil Fac
Benzo[k]fluoranthene	ND		23	4.6	ug/Kg	☼	08/28/23 16:25	08/30/23 15:17	1
Butyl benzyl phthalate	ND		230	91	ug/Kg	☼	08/28/23 16:25	08/30/23 15:17	1
Caprolactam	ND		230	46	ug/Kg	☼	08/28/23 16:25	08/30/23 15:17	1
Carbazole	ND		50	23	ug/Kg	☼	08/28/23 16:25	08/30/23 15:17	1
Chrysene	4.6	J	23	4.6	ug/Kg	☼	08/28/23 16:25	08/30/23 15:17	1
Di-n-butyl phthalate	ND		230	91	ug/Kg	☼	08/28/23 16:25	08/30/23 15:17	1
Di-n-octyl phthalate	ND		230	91	ug/Kg	☼	08/28/23 16:25	08/30/23 15:17	1
Dibenz(a,h)anthracene	ND		23	9.1	ug/Kg	☼	08/28/23 16:25	08/30/23 15:17	1
Dibenzofuran	ND		50	23	ug/Kg	☼	08/28/23 16:25	08/30/23 15:17	1
Diethyl phthalate	ND		230	91	ug/Kg	☼	08/28/23 16:25	08/30/23 15:17	1
Dimethyl phthalate	ND		230	91	ug/Kg	☼	08/28/23 16:25	08/30/23 15:17	1
Fluoranthene	ND		23	4.6	ug/Kg	☼	08/28/23 16:25	08/30/23 15:17	1
Fluorene	ND		23	4.6	ug/Kg	☼	08/28/23 16:25	08/30/23 15:17	1
Hexachlorobenzene	ND		23	9.1	ug/Kg	☼	08/28/23 16:25	08/30/23 15:17	1
Hexachlorobutadiene	ND		68	27	ug/Kg	☼	08/28/23 16:25	08/30/23 15:17	1
Hexachlorocyclopentadiene	ND	*+ cn	680	230	ug/Kg	☼	08/28/23 16:25	08/30/23 15:17	1
Hexachloroethane	ND		230	46	ug/Kg	☼	08/28/23 16:25	08/30/23 15:17	1
Indeno[1,2,3-cd]pyrene	ND		23	5.5	ug/Kg	☼	08/28/23 16:25	08/30/23 15:17	1
Isophorone	ND		91	23	ug/Kg	☼	08/28/23 16:25	08/30/23 15:17	1
N-Nitrosodi-n-propylamine	ND		91	46	ug/Kg	☼	08/28/23 16:25	08/30/23 15:17	1
N-Nitrosodiphenylamine	ND		50	23	ug/Kg	☼	08/28/23 16:25	08/30/23 15:17	1
Naphthalene	ND		23	9.1	ug/Kg	☼	08/28/23 16:25	08/30/23 15:17	1
Nitrobenzene	ND		50	23	ug/Kg	☼	08/28/23 16:25	08/30/23 15:17	1
Pentachlorophenol	ND		230	91	ug/Kg	☼	08/28/23 16:25	08/30/23 15:17	1
Phenanthrene	ND		23	5.5	ug/Kg	☼	08/28/23 16:25	08/30/23 15:17	1
Phenol	ND		50	23	ug/Kg	☼	08/28/23 16:25	08/30/23 15:17	1
Pyrene	6.7	J	23	4.6	ug/Kg	☼	08/28/23 16:25	08/30/23 15:17	1
Bis(2-chloroethoxy)methane	ND		50	23	ug/Kg	☼	08/28/23 16:25	08/30/23 15:17	1
Bis(2-chloroethyl)ether	ND		50	23	ug/Kg	☼	08/28/23 16:25	08/30/23 15:17	1
Bis(2-ethylhexyl) phthalate	ND		230	91	ug/Kg	☼	08/28/23 16:25	08/30/23 15:17	1

Tentatively Identified Compound	Est. Result	Qualifier	Unit	D	RT	CAS No.	Prepared	Analyzed	Dil Fac
Unknown	2200	T J	ug/Kg	☼	3.16	N/A	08/28/23 16:25	08/30/23 15:17	1
3-Penten-2-one, 4-methyl-	460	T J N	ug/Kg	☼	3.31	141-79-7	08/28/23 16:25	08/30/23 15:17	1
Furfural	1300	T J N	ug/Kg	☼	3.71	98-01-1	08/28/23 16:25	08/30/23 15:17	1
Unknown	11000	T J B	ug/Kg	☼	3.82	N/A	08/28/23 16:25	08/30/23 15:17	1
2-Furanmethanol	650	T J N	ug/Kg	☼	3.96	98-00-0	08/28/23 16:25	08/30/23 15:17	1
Unknown	1100	T J	ug/Kg	☼	4.02	N/A	08/28/23 16:25	08/30/23 15:17	1
Unknown	360	T J	ug/Kg	☼	4.50	N/A	08/28/23 16:25	08/30/23 15:17	1
Unknown	390	T J	ug/Kg	☼	5.38	N/A	08/28/23 16:25	08/30/23 15:17	1
2-Furancarboxylic acid	600	T J N	ug/Kg	☼	5.79	88-14-2	08/28/23 16:25	08/30/23 15:17	1
Unknown	2400	T J	ug/Kg	☼	5.93	N/A	08/28/23 16:25	08/30/23 15:17	1
Unknown	1200	T J	ug/Kg	☼	6.08	N/A	08/28/23 16:25	08/30/23 15:17	1
Unknown	1500	T J	ug/Kg	☼	6.88	N/A	08/28/23 16:25	08/30/23 15:17	1
n-Hexadecanoic acid	680	T J N	ug/Kg	☼	10.46	57-10-3	08/28/23 16:25	08/30/23 15:17	1
9-Octadecenoic acid, (E)-	410	T J N	ug/Kg	☼	11.15	112-79-8	08/28/23 16:25	08/30/23 15:17	1
Unknown	440	T J	ug/Kg	☼	14.96	N/A	08/28/23 16:25	08/30/23 15:17	1

Surrogate	%Recovery	Qualifier	Limits	Prepared	Analyzed	Dil Fac
2,4,6-Tribromophenol (Surr)	66		10 - 138	08/28/23 16:25	08/30/23 15:17	1

Eurofins Lancaster Laboratories Environment Testing, LLC

Client Sample Results

Client: Integral Consulting Inc

NYSERDA FOIL Response, January 30, 2024 (R000359-122823)

PDF Page 266 of 526

Job ID: 410-140000-1

Project/Site: Solar Farm/Battery NY State

Client Sample ID: SS-7 (0.75-1)

Lab Sample ID: 410-140000-8

Date Collected: 08/22/23 10:55

Matrix: Solid

Date Received: 08/23/23 10:02

Percent Solids: 73.0

Method: SW846 8270E - Semivolatile Organic Compounds (GC/MS) (Continued)

Surrogate	%Recovery	Qualifier	Limits	Prepared	Analyzed	Dil Fac
2-Fluorobiphenyl (Surr)	65		37 - 120	08/28/23 16:25	08/30/23 15:17	1
2-Fluorophenol (Surr)	61		22 - 120	08/28/23 16:25	08/30/23 15:17	1
Nitrobenzene-d5 (Surr)	64		26 - 120	08/28/23 16:25	08/30/23 15:17	1
p-Terphenyl-d14 (Surr)	73		40 - 133	08/28/23 16:25	08/30/23 15:17	1
Phenol-d5 (Surr)	62		27 - 120	08/28/23 16:25	08/30/23 15:17	1

Method: SW846 6010D - Metals (ICP)

Analyte	Result	Qualifier	RL	MDL	Unit	D	Prepared	Analyzed	Dil Fac
Lithium	28		6.6	2.6	mg/Kg	☆	08/23/23 20:29	08/24/23 08:23	1

Method: SW846 6020B - Metals (ICP/MS)

Analyte	Result	Qualifier	RL	MDL	Unit	D	Prepared	Analyzed	Dil Fac
Aluminum	44000	^2	130	65	mg/Kg	☆	08/23/23 20:29	08/24/23 08:37	10
Antimony	ND		0.26	0.11	mg/Kg	☆	08/23/23 20:29	08/24/23 08:35	2
Arsenic	4.5		0.53	0.18	mg/Kg	☆	08/23/23 20:29	08/24/23 08:35	2
Barium	340		2.6	1.2	mg/Kg	☆	08/23/23 20:29	08/24/23 08:37	10
Beryllium	1.4		0.13	0.031	mg/Kg	☆	08/23/23 20:29	08/29/23 11:34	2
Cadmium	ND		0.13	0.053	mg/Kg	☆	08/23/23 20:29	08/24/23 08:35	2
Calcium	3800		53	26	mg/Kg	☆	08/23/23 20:29	08/24/23 08:35	2
Chromium	60		0.53	0.25	mg/Kg	☆	08/23/23 20:29	08/24/23 08:35	2
Cobalt	25		0.26	0.11	mg/Kg	☆	08/23/23 20:29	08/24/23 08:35	2
Copper	37		0.53	0.24	mg/Kg	☆	08/23/23 20:29	08/24/23 08:35	2
Iron	44000	^2	130	61	mg/Kg	☆	08/23/23 20:29	08/24/23 08:37	10
Lead	14		0.26	0.10	mg/Kg	☆	08/23/23 20:29	08/24/23 08:35	2
Magnesium	12000		13	6.5	mg/Kg	☆	08/23/23 20:29	08/24/23 08:35	2
Manganese	540		0.53	0.26	mg/Kg	☆	08/23/23 20:29	08/24/23 08:35	2
Nickel	38		0.53	0.25	mg/Kg	☆	08/23/23 20:29	08/24/23 08:35	2
Potassium	8500		53	21	mg/Kg	☆	08/23/23 20:29	08/24/23 08:35	2
Selenium	0.16	J	0.53	0.13	mg/Kg	☆	08/23/23 20:29	08/24/23 08:35	2
Silver	0.17		0.13	0.053	mg/Kg	☆	08/23/23 20:29	08/24/23 08:35	2
Sodium	320		66	32	mg/Kg	☆	08/23/23 20:29	08/24/23 08:35	2
Thallium	0.47		0.13	0.052	mg/Kg	☆	08/23/23 20:29	08/24/23 08:35	2
Zinc	110		40	5.3	mg/Kg	☆	08/23/23 20:29	08/24/23 08:35	2
Vanadium	83		1.1	0.26	mg/Kg	☆	08/23/23 20:29	08/24/23 08:35	2

Method: SW846 7471B - Mercury (CVAA)

Analyte	Result	Qualifier	RL	MDL	Unit	D	Prepared	Analyzed	Dil Fac
Mercury	0.026	J	0.077	0.026	mg/Kg	☆	08/23/23 22:39	08/24/23 11:31	1

General Chemistry

Analyte	Result	Qualifier	RL	MDL	Unit	D	Prepared	Analyzed	Dil Fac
Percent Moisture (EPA Moisture)	27.0		1.0	1.0	%			08/23/23 17:11	1

Client Sample ID: SS-8 (0-0.25)

Lab Sample ID: 410-140000-9

Date Collected: 08/22/23 11:10

Matrix: Solid

Date Received: 08/23/23 10:02

Percent Solids: 56.6

Method: SW846 8260D - Volatile Organic Compounds by GC/MS

Analyte	Result	Qualifier	RL	MDL	Unit	D	Prepared	Analyzed	Dil Fac
1,1,1-Trichloroethane	ND		9.0	1.1	ug/Kg	☆	08/25/23 15:20	08/29/23 15:33	1

Client Sample Results

Client: Integral Consulting Inc

NYSERDA FOIL Response, January 30, 2024 (R000359-122823)

PDF Page 267 of 526

Job ID: 410-140000-1

Project/Site: Solar Farm/Battery NY State

Client Sample ID: SS-8 (0-0.25)

Lab Sample ID: 410-140000-9

Date Collected: 08/22/23 11:10

Matrix: Solid

Date Received: 08/23/23 10:02

Percent Solids: 56.6

Method: SW846 8260D - Volatile Organic Compounds by GC/MS (Continued)

Analyte	Result	Qualifier	RL	MDL	Unit	D	Prepared	Analyzed	Dil Fac
1,1,2-Trichloroethane	ND		9.0	0.90	ug/Kg	☼	08/25/23 15:20	08/29/23 15:33	1
1,1-Dichloroethene	ND		9.0	0.90	ug/Kg	☼	08/25/23 15:20	08/29/23 15:33	1
1,2,4-Trichlorobenzene	ND		18	9.0	ug/Kg	☼	08/25/23 15:20	08/29/23 15:33	1
1,2-Dichlorobenzene	ND		9.0	1.3	ug/Kg	☼	08/25/23 15:20	08/29/23 15:33	1
1,2-Dichloroethane	ND		9.0	1.1	ug/Kg	☼	08/25/23 15:20	08/29/23 15:33	1
1,2-Dichloropropane	ND		9.0	0.90	ug/Kg	☼	08/25/23 15:20	08/29/23 15:33	1
1,4-Dichlorobenzene	ND		9.0	1.3	ug/Kg	☼	08/25/23 15:20	08/29/23 15:33	1
Benzene	ND		9.0	0.90	ug/Kg	☼	08/25/23 15:20	08/29/23 15:33	1
Bromodichloromethane	ND		9.0	1.3	ug/Kg	☼	08/25/23 15:20	08/29/23 15:33	1
Bromoform	ND		18	9.0	ug/Kg	☼	08/25/23 15:20	08/29/23 15:33	1
Carbon tetrachloride	ND		9.0	1.3	ug/Kg	☼	08/25/23 15:20	08/29/23 15:33	1
Chlorobenzene	ND		9.0	1.3	ug/Kg	☼	08/25/23 15:20	08/29/23 15:33	1
Chloroform	ND		9.0	1.1	ug/Kg	☼	08/25/23 15:20	08/29/23 15:33	1
cis-1,2-Dichloroethene	ND		9.0	0.90	ug/Kg	☼	08/25/23 15:20	08/29/23 15:33	1
Dibromochloromethane	ND		9.0	0.90	ug/Kg	☼	08/25/23 15:20	08/29/23 15:33	1
Ethylbenzene	ND		9.0	1.3	ug/Kg	☼	08/25/23 15:20	08/29/23 15:33	1
m&p-Xylene	ND		9.0	3.6	ug/Kg	☼	08/25/23 15:20	08/29/23 15:33	1
Methylene Chloride	ND		9.0	3.6	ug/Kg	☼	08/25/23 15:20	08/29/23 15:33	1
o-Xylene	ND		9.0	1.3	ug/Kg	☼	08/25/23 15:20	08/29/23 15:33	1
Styrene	ND		9.0	1.3	ug/Kg	☼	08/25/23 15:20	08/29/23 15:33	1
Tetrachloroethene	ND		9.0	1.3	ug/Kg	☼	08/25/23 15:20	08/29/23 15:33	1
Toluene	ND		9.0	1.1	ug/Kg	☼	08/25/23 15:20	08/29/23 15:33	1
trans-1,2-Dichloroethene	ND		9.0	0.90	ug/Kg	☼	08/25/23 15:20	08/29/23 15:33	1
Trichloroethene	ND		9.0	0.90	ug/Kg	☼	08/25/23 15:20	08/29/23 15:33	1
Vinyl chloride	ND		9.0	1.1	ug/Kg	☼	08/25/23 15:20	08/29/23 15:33	1

Tentatively Identified Compound	Est. Result	Qualifier	Unit	D	RT	CAS No.	Prepared	Analyzed	Dil Fac
Pentanal	21	T J N	ug/Kg	☼	8.08	110-62-3	08/25/23 15:20	08/29/23 15:33	1
Hexanal	140	T J N	ug/Kg	☼	10.22	66-25-1	08/25/23 15:20	08/29/23 15:33	1

Surrogate	%Recovery	Qualifier	Limits	Prepared	Analyzed	Dil Fac
4-Bromofluorobenzene (Surr)	93		50 - 131	08/25/23 15:20	08/29/23 15:33	1
1,2-Dichloroethane-d4 (Surr)	110		54 - 135	08/25/23 15:20	08/29/23 15:33	1
Dibromofluoromethane (Surr)	107		50 - 141	08/25/23 15:20	08/29/23 15:33	1
Toluene-d8 (Surr)	97		52 - 141	08/25/23 15:20	08/29/23 15:33	1

Method: SW846 8270E - Semivolatile Organic Compounds (GC/MS)

Analyte	Result	Qualifier	RL	MDL	Unit	D	Prepared	Analyzed	Dil Fac
1,1'-Biphenyl	ND		65	29	ug/Kg	☼	08/28/23 16:25	08/30/23 15:42	1
2,2'-oxybis[1-chloropropane]	ND		77	35	ug/Kg	☼	08/28/23 16:25	08/30/23 15:42	1
2,4,5-Trichlorophenol	ND		65	29	ug/Kg	☼	08/28/23 16:25	08/30/23 15:42	1
2,4,6-Trichlorophenol	ND		65	29	ug/Kg	☼	08/28/23 16:25	08/30/23 15:42	1
2,4-Dichlorophenol	ND		77	35	ug/Kg	☼	08/28/23 16:25	08/30/23 15:42	1
2,4-Dimethylphenol	ND		65	29	ug/Kg	☼	08/28/23 16:25	08/30/23 15:42	1
2,4-Dinitrophenol	ND		1800	290	ug/Kg	☼	08/28/23 16:25	08/30/23 15:42	1
2,4-Dinitrotoluene	ND		290	59	ug/Kg	☼	08/28/23 16:25	08/30/23 15:42	1
2,6-Dinitrotoluene	ND		65	29	ug/Kg	☼	08/28/23 16:25	08/30/23 15:42	1
2-Chloronaphthalene	ND		59	24	ug/Kg	☼	08/28/23 16:25	08/30/23 15:42	1
2-Chlorophenol	ND		65	29	ug/Kg	☼	08/28/23 16:25	08/30/23 15:42	1
2-Methylnaphthalene	ND		29	8.8	ug/Kg	☼	08/28/23 16:25	08/30/23 15:42	1

Eurofins Lancaster Laboratories Environment Testing, LLC

Client Sample Results

Client: Integral Consulting Inc

NYSERDA FOIL Response, January 30, 2024 (R000359-122823)

PDF Page 268 of 526

Job ID: 410-140000-1

Project/Site: Solar Farm/Battery NY State

Client Sample ID: SS-8 (0-0.25)

Lab Sample ID: 410-140000-9

Date Collected: 08/22/23 11:10

Matrix: Solid

Date Received: 08/23/23 10:02

Percent Solids: 56.6

Method: SW846 8270E - Semivolatile Organic Compounds (GC/MS) (Continued)

Analyte	Result	Qualifier	RL	MDL	Unit	D	Prepared	Analyzed	Dil Fac
2-Methylphenol	ND		88	35	ug/Kg	☼	08/28/23 16:25	08/30/23 15:42	1
2-Nitroaniline	ND		88	29	ug/Kg	☼	08/28/23 16:25	08/30/23 15:42	1
2-Nitrophenol	ND		88	35	ug/Kg	☼	08/28/23 16:25	08/30/23 15:42	1
3,3'-Dichlorobenzidine	ND		290	59	ug/Kg	☼	08/28/23 16:25	08/30/23 15:42	1
3-Nitroaniline	ND		290	59	ug/Kg	☼	08/28/23 16:25	08/30/23 15:42	1
4,6-Dinitro-2-methylphenol	ND		880	290	ug/Kg	☼	08/28/23 16:25	08/30/23 15:42	1
4-Bromophenyl phenyl ether	ND		65	29	ug/Kg	☼	08/28/23 16:25	08/30/23 15:42	1
4-Chloro-3-methylphenol	ND		88	35	ug/Kg	☼	08/28/23 16:25	08/30/23 15:42	1
4-Chloroaniline	ND		290	59	ug/Kg	☼	08/28/23 16:25	08/30/23 15:42	1
4-Chlorophenyl phenyl ether	ND		65	29	ug/Kg	☼	08/28/23 16:25	08/30/23 15:42	1
4-Methylphenol	ND		88	29	ug/Kg	☼	08/28/23 16:25	08/30/23 15:42	1
4-Nitroaniline	ND		290	59	ug/Kg	☼	08/28/23 16:25	08/30/23 15:42	1
4-Nitrophenol	ND		880	290	ug/Kg	☼	08/28/23 16:25	08/30/23 15:42	1
Acenaphthene	ND		29	5.9	ug/Kg	☼	08/28/23 16:25	08/30/23 15:42	1
Acenaphthylene	ND		29	7.1	ug/Kg	☼	08/28/23 16:25	08/30/23 15:42	1
Acetophenone	ND		88	29	ug/Kg	☼	08/28/23 16:25	08/30/23 15:42	1
Anthracene	ND		29	5.9	ug/Kg	☼	08/28/23 16:25	08/30/23 15:42	1
Atrazine	ND		290	120	ug/Kg	☼	08/28/23 16:25	08/30/23 15:42	1
Benzaldehyde	ND		290	59	ug/Kg	☼	08/28/23 16:25	08/30/23 15:42	1
Benzo[a]anthracene	ND		29	5.9	ug/Kg	☼	08/28/23 16:25	08/30/23 15:42	1
Benzo[a]pyrene	ND		29	5.9	ug/Kg	☼	08/28/23 16:25	08/30/23 15:42	1
Benzo[b]fluoranthene	ND		29	5.9	ug/Kg	☼	08/28/23 16:25	08/30/23 15:42	1
Benzo[g,h,i]perylene	ND		29	5.9	ug/Kg	☼	08/28/23 16:25	08/30/23 15:42	1
Benzo[k]fluoranthene	ND		29	5.9	ug/Kg	☼	08/28/23 16:25	08/30/23 15:42	1
Butyl benzyl phthalate	ND		290	120	ug/Kg	☼	08/28/23 16:25	08/30/23 15:42	1
Caprolactam	ND		290	59	ug/Kg	☼	08/28/23 16:25	08/30/23 15:42	1
Carbazole	ND		65	29	ug/Kg	☼	08/28/23 16:25	08/30/23 15:42	1
Chrysene	6.5 J		29	5.9	ug/Kg	☼	08/28/23 16:25	08/30/23 15:42	1
Di-n-butyl phthalate	ND		290	120	ug/Kg	☼	08/28/23 16:25	08/30/23 15:42	1
Di-n-octyl phthalate	ND		290	120	ug/Kg	☼	08/28/23 16:25	08/30/23 15:42	1
Dibenz(a,h)anthracene	ND		29	12	ug/Kg	☼	08/28/23 16:25	08/30/23 15:42	1
Dibenzofuran	ND		65	29	ug/Kg	☼	08/28/23 16:25	08/30/23 15:42	1
Diethyl phthalate	ND		290	120	ug/Kg	☼	08/28/23 16:25	08/30/23 15:42	1
Dimethyl phthalate	ND		290	120	ug/Kg	☼	08/28/23 16:25	08/30/23 15:42	1
Fluoranthene	6.2 J		29	5.9	ug/Kg	☼	08/28/23 16:25	08/30/23 15:42	1
Fluorene	ND		29	5.9	ug/Kg	☼	08/28/23 16:25	08/30/23 15:42	1
Hexachlorobenzene	ND		29	12	ug/Kg	☼	08/28/23 16:25	08/30/23 15:42	1
Hexachlorobutadiene	ND		88	35	ug/Kg	☼	08/28/23 16:25	08/30/23 15:42	1
Hexachlorocyclopentadiene	ND	*+ cn	880	290	ug/Kg	☼	08/28/23 16:25	08/30/23 15:42	1
Hexachloroethane	ND		290	59	ug/Kg	☼	08/28/23 16:25	08/30/23 15:42	1
Indeno[1,2,3-cd]pyrene	ND		29	7.1	ug/Kg	☼	08/28/23 16:25	08/30/23 15:42	1
Isophorone	ND		120	29	ug/Kg	☼	08/28/23 16:25	08/30/23 15:42	1
N-Nitrosodi-n-propylamine	ND		120	59	ug/Kg	☼	08/28/23 16:25	08/30/23 15:42	1
N-Nitrosodiphenylamine	ND		65	29	ug/Kg	☼	08/28/23 16:25	08/30/23 15:42	1
Naphthalene	ND		29	12	ug/Kg	☼	08/28/23 16:25	08/30/23 15:42	1
Nitrobenzene	ND		65	29	ug/Kg	☼	08/28/23 16:25	08/30/23 15:42	1
Pentachlorophenol	ND		290	120	ug/Kg	☼	08/28/23 16:25	08/30/23 15:42	1
Phenanthrene	ND		29	7.1	ug/Kg	☼	08/28/23 16:25	08/30/23 15:42	1
Phenol	87		65	29	ug/Kg	☼	08/28/23 16:25	08/30/23 15:42	1

Client Sample Results

Client: Integral Consulting Inc

NYSERDA FOIL Response, January 30, 2024 (R000359-122823)

PDF Page 269 of 526

Job ID: 410-140000-1

Project/Site: Solar Farm/Battery NY State

Client Sample ID: SS-8 (0-0.25)

Lab Sample ID: 410-140000-9

Date Collected: 08/22/23 11:10

Matrix: Solid

Date Received: 08/23/23 10:02

Percent Solids: 56.6

Method: SW846 8270E - Semivolatile Organic Compounds (GC/MS) (Continued)

Analyte	Result	Qualifier	RL	MDL	Unit	D	Prepared	Analyzed	Dil Fac
Pyrene	6.9	J	29	5.9	ug/Kg	☼	08/28/23 16:25	08/30/23 15:42	1
Bis(2-chloroethoxy)methane	ND		65	29	ug/Kg	☼	08/28/23 16:25	08/30/23 15:42	1
Bis(2-chloroethyl)ether	ND		65	29	ug/Kg	☼	08/28/23 16:25	08/30/23 15:42	1
Bis(2-ethylhexyl) phthalate	ND		290	120	ug/Kg	☼	08/28/23 16:25	08/30/23 15:42	1

Tentatively Identified Compound	Est. Result	Qualifier	Unit	D	RT	CAS No.	Prepared	Analyzed	Dil Fac
Unknown	1000	T J B	ug/Kg	☼	3.81	N/A	08/28/23 16:25	08/30/23 15:42	1
Unknown	310	T J	ug/Kg	☼	5.38	N/A	08/28/23 16:25	08/30/23 15:42	1
Unknown	270	T J	ug/Kg	☼	9.56	N/A	08/28/23 16:25	08/30/23 15:42	1
n-Hexadecanoic acid	360	T J N	ug/Kg	☼	10.45	57-10-3	08/28/23 16:25	08/30/23 15:42	1
Eicosane	340	T J N	ug/Kg	☼	13.07	112-95-8	08/28/23 16:25	08/30/23 15:42	1
Unknown	250	T J	ug/Kg	☼	13.29	N/A	08/28/23 16:25	08/30/23 15:42	1
Unknown	390	T J	ug/Kg	☼	13.38	N/A	08/28/23 16:25	08/30/23 15:42	1
Oxirane, heptadecyl-	340	T J N	ug/Kg	☼	13.53	67860-04-2	08/28/23 16:25	08/30/23 15:42	1
17-Pentatriacontene	1100	T J N	ug/Kg	☼	13.73	6971-40-0	08/28/23 16:25	08/30/23 15:42	1
Octadecanal	530	T J N	ug/Kg	☼	14.19	638-66-4	08/28/23 16:25	08/30/23 15:42	1
Heptadecane, 2,6,10,15-tetramethyl-	450	T J N	ug/Kg	☼	14.37	54833-48-6	08/28/23 16:25	08/30/23 15:42	1
1-Docosanol	470	T J N	ug/Kg	☼	14.40	661-19-8	08/28/23 16:25	08/30/23 15:42	1
Unknown	300	T J	ug/Kg	☼	14.92	N/A	08/28/23 16:25	08/30/23 15:42	1
Campesterol	280	T J N	ug/Kg	☼	15.02	474-62-4	08/28/23 16:25	08/30/23 15:42	1
.gamma.-Sitosterol	930	T J N	ug/Kg	☼	15.42	83-47-6	08/28/23 16:25	08/30/23 15:42	1

Surrogate	%Recovery	Qualifier	Limits	Prepared	Analyzed	Dil Fac
2,4,6-Tribromophenol (Surr)	77		10 - 138	08/28/23 16:25	08/30/23 15:42	1
2-Fluorobiphenyl (Surr)	70		37 - 120	08/28/23 16:25	08/30/23 15:42	1
2-Fluorophenol (Surr)	67		22 - 120	08/28/23 16:25	08/30/23 15:42	1
Nitrobenzene-d5 (Surr)	69		26 - 120	08/28/23 16:25	08/30/23 15:42	1
p-Terphenyl-d14 (Surr)	83		40 - 133	08/28/23 16:25	08/30/23 15:42	1
Phenol-d5 (Surr)	69		27 - 120	08/28/23 16:25	08/30/23 15:42	1

Method: SW846 6010D - Metals (ICP)

Analyte	Result	Qualifier	RL	MDL	Unit	D	Prepared	Analyzed	Dil Fac
Lithium	29		8.5	3.4	mg/Kg	☼	08/23/23 20:29	08/24/23 08:46	1

Method: SW846 6020B - Metals (ICP/MS)

Analyte	Result	Qualifier	RL	MDL	Unit	D	Prepared	Analyzed	Dil Fac
Aluminum	30000	^2	34	17	mg/Kg	☼	08/23/23 20:29	08/24/23 08:57	2
Antimony	0.15	J	0.34	0.14	mg/Kg	☼	08/23/23 20:29	08/24/23 08:57	2
Arsenic	3.9		0.68	0.23	mg/Kg	☼	08/23/23 20:29	08/24/23 08:57	2
Barium	190		0.68	0.31	mg/Kg	☼	08/23/23 20:29	08/24/23 08:57	2
Beryllium	0.98		0.17	0.040	mg/Kg	☼	08/23/23 20:29	08/29/23 11:44	2
Cadmium	0.54		0.17	0.068	mg/Kg	☼	08/23/23 20:29	08/24/23 08:57	2
Calcium	3300		68	33	mg/Kg	☼	08/23/23 20:29	08/24/23 08:57	2
Chromium	40		0.68	0.32	mg/Kg	☼	08/23/23 20:29	08/24/23 08:57	2
Cobalt	17	^2	0.34	0.14	mg/Kg	☼	08/23/23 20:29	08/24/23 08:57	2
Copper	19		0.68	0.31	mg/Kg	☼	08/23/23 20:29	08/24/23 08:57	2
Iron	31000	^2	170	78	mg/Kg	☼	08/23/23 20:29	08/24/23 09:15	10
Lead	20		0.34	0.13	mg/Kg	☼	08/23/23 20:29	08/24/23 08:57	2
Magnesium	7400	^2	17	8.3	mg/Kg	☼	08/23/23 20:29	08/24/23 08:57	2
Manganese	970	^2	0.68	0.34	mg/Kg	☼	08/23/23 20:29	08/24/23 08:57	2

Eurofins Lancaster Laboratories Environment Testing, LLC

Client Sample Results

Client: Integral Consulting Inc

NYSERDA FOIL Response, January 30, 2024 (R000359-122823)

PDF Page 270 of 526

Job ID: 410-140000-1

Project/Site: Solar Farm/Battery NY State

Client Sample ID: SS-8 (0-0.25)

Lab Sample ID: 410-140000-9

Date Collected: 08/22/23 11:10

Matrix: Solid

Date Received: 08/23/23 10:02

Percent Solids: 56.6

Method: SW846 6020B - Metals (ICP/MS) (Continued)

Analyte	Result	Qualifier	RL	MDL	Unit	D	Prepared	Analyzed	Dil Fac
Nickel	24		0.68	0.32	mg/Kg	☼	08/23/23 20:29	08/24/23 08:57	2
Potassium	4500		68	27	mg/Kg	☼	08/23/23 20:29	08/24/23 08:57	2
Selenium	0.36	J	0.68	0.17	mg/Kg	☼	08/23/23 20:29	08/24/23 08:57	2
Silver	ND		0.17	0.069	mg/Kg	☼	08/23/23 20:29	08/24/23 08:57	2
Sodium	180		85	41	mg/Kg	☼	08/23/23 20:29	08/24/23 08:57	2
Thallium	0.34		0.17	0.067	mg/Kg	☼	08/23/23 20:29	08/24/23 08:57	2
Zinc	97		51	6.8	mg/Kg	☼	08/23/23 20:29	08/24/23 08:57	2
Vanadium	64		1.4	0.34	mg/Kg	☼	08/23/23 20:29	08/24/23 08:57	2

Method: SW846 7471B - Mercury (CVAA)

Analyte	Result	Qualifier	RL	MDL	Unit	D	Prepared	Analyzed	Dil Fac
Mercury	0.052	J	0.099	0.033	mg/Kg	☼	08/23/23 22:39	08/24/23 11:33	1

General Chemistry

Analyte	Result	Qualifier	RL	MDL	Unit	D	Prepared	Analyzed	Dil Fac
Percent Moisture (EPA Moisture)	43.4		1.0	1.0	%			08/23/23 17:11	1

Client Sample ID: SS-8 (0.75-1)

Lab Sample ID: 410-140000-10

Date Collected: 08/22/23 11:20

Matrix: Solid

Date Received: 08/23/23 10:02

Percent Solids: 73.8

Method: SW846 8260D - Volatile Organic Compounds by GC/MS

Analyte	Result	Qualifier	RL	MDL	Unit	D	Prepared	Analyzed	Dil Fac
1,1,1-Trichloroethane	ND		5.5	0.66	ug/Kg	☼	08/25/23 15:20	08/29/23 15:56	1
1,1,2-Trichloroethane	ND		5.5	0.55	ug/Kg	☼	08/25/23 15:20	08/29/23 15:56	1
1,1-Dichloroethene	ND		5.5	0.55	ug/Kg	☼	08/25/23 15:20	08/29/23 15:56	1
1,2,4-Trichlorobenzene	ND		11	5.5	ug/Kg	☼	08/25/23 15:20	08/29/23 15:56	1
1,2-Dichlorobenzene	ND		5.5	0.77	ug/Kg	☼	08/25/23 15:20	08/29/23 15:56	1
1,2-Dichloroethane	ND		5.5	0.66	ug/Kg	☼	08/25/23 15:20	08/29/23 15:56	1
1,2-Dichloropropane	ND		5.5	0.55	ug/Kg	☼	08/25/23 15:20	08/29/23 15:56	1
1,4-Dichlorobenzene	ND		5.5	0.77	ug/Kg	☼	08/25/23 15:20	08/29/23 15:56	1
Benzene	ND		5.5	0.55	ug/Kg	☼	08/25/23 15:20	08/29/23 15:56	1
Bromodichloromethane	ND		5.5	0.77	ug/Kg	☼	08/25/23 15:20	08/29/23 15:56	1
Bromoform	ND		11	5.5	ug/Kg	☼	08/25/23 15:20	08/29/23 15:56	1
Carbon tetrachloride	ND		5.5	0.77	ug/Kg	☼	08/25/23 15:20	08/29/23 15:56	1
Chlorobenzene	ND		5.5	0.77	ug/Kg	☼	08/25/23 15:20	08/29/23 15:56	1
Chloroform	ND		5.5	0.66	ug/Kg	☼	08/25/23 15:20	08/29/23 15:56	1
cis-1,2-Dichloroethene	ND		5.5	0.55	ug/Kg	☼	08/25/23 15:20	08/29/23 15:56	1
Dibromochloromethane	ND		5.5	0.55	ug/Kg	☼	08/25/23 15:20	08/29/23 15:56	1
Ethylbenzene	ND		5.5	0.77	ug/Kg	☼	08/25/23 15:20	08/29/23 15:56	1
m&p-Xylene	ND		5.5	2.2	ug/Kg	☼	08/25/23 15:20	08/29/23 15:56	1
Methylene Chloride	ND		5.5	2.2	ug/Kg	☼	08/25/23 15:20	08/29/23 15:56	1
o-Xylene	ND		5.5	0.77	ug/Kg	☼	08/25/23 15:20	08/29/23 15:56	1
Styrene	ND		5.5	0.77	ug/Kg	☼	08/25/23 15:20	08/29/23 15:56	1
Tetrachloroethene	ND		5.5	0.77	ug/Kg	☼	08/25/23 15:20	08/29/23 15:56	1
Toluene	ND		5.5	0.66	ug/Kg	☼	08/25/23 15:20	08/29/23 15:56	1
trans-1,2-Dichloroethene	ND		5.5	0.55	ug/Kg	☼	08/25/23 15:20	08/29/23 15:56	1
Trichloroethene	ND		5.5	0.55	ug/Kg	☼	08/25/23 15:20	08/29/23 15:56	1
Vinyl chloride	ND		5.5	0.66	ug/Kg	☼	08/25/23 15:20	08/29/23 15:56	1

Eurofins Lancaster Laboratories Environment Testing, LLC

Client Sample Results

Client: Integral Consulting Inc

NYSERDA FOIL Response, January 30, 2024 (R000359-122823)

PDF Page 271 of 526

Job ID: 410-140000-1

Project/Site: Solar Farm/Battery NY State

Client Sample ID: SS-8 (0.75-1)

Lab Sample ID: 410-140000-10

Date Collected: 08/22/23 11:20

Matrix: Solid

Date Received: 08/23/23 10:02

Percent Solids: 73.8

Tentatively Identified Compound	Est. Result	Qualifier	Unit	D	RT	CAS No.	Prepared	Analyzed	Dil Fac
Acetone	5.6	T J N	ug/Kg	☼	3.16	67-64-1	08/25/23 15:20	08/29/23 15:56	1
Hexanal	17	T J N	ug/Kg	☼	10.23	66-25-1	08/25/23 15:20	08/29/23 15:56	1
Surrogate	%Recovery	Qualifier	Limits				Prepared	Analyzed	Dil Fac
4-Bromofluorobenzene (Surr)	95		50 - 131				08/25/23 15:20	08/29/23 15:56	1
1,2-Dichloroethane-d4 (Surr)	111		54 - 135				08/25/23 15:20	08/29/23 15:56	1
Dibromofluoromethane (Surr)	107		50 - 141				08/25/23 15:20	08/29/23 15:56	1
Toluene-d8 (Surr)	94		52 - 141				08/25/23 15:20	08/29/23 15:56	1

Method: SW846 8270E - Semivolatile Organic Compounds (GC/MS)

Analyte	Result	Qualifier	RL	MDL	Unit	D	Prepared	Analyzed	Dil Fac
1,1'-Biphenyl	ND		50	23	ug/Kg	☼	08/28/23 16:25	08/30/23 16:07	1
2,2'-oxybis[1-chloropropane]	ND		59	27	ug/Kg	☼	08/28/23 16:25	08/30/23 16:07	1
2,4,5-Trichlorophenol	ND		50	23	ug/Kg	☼	08/28/23 16:25	08/30/23 16:07	1
2,4,6-Trichlorophenol	ND		50	23	ug/Kg	☼	08/28/23 16:25	08/30/23 16:07	1
2,4-Dichlorophenol	ND		59	27	ug/Kg	☼	08/28/23 16:25	08/30/23 16:07	1
2,4-Dimethylphenol	ND		50	23	ug/Kg	☼	08/28/23 16:25	08/30/23 16:07	1
2,4-Dinitrophenol	ND		1400	230	ug/Kg	☼	08/28/23 16:25	08/30/23 16:07	1
2,4-Dinitrotoluene	ND		230	45	ug/Kg	☼	08/28/23 16:25	08/30/23 16:07	1
2,6-Dinitrotoluene	ND		50	23	ug/Kg	☼	08/28/23 16:25	08/30/23 16:07	1
2-Chloronaphthalene	ND		45	18	ug/Kg	☼	08/28/23 16:25	08/30/23 16:07	1
2-Chlorophenol	ND		50	23	ug/Kg	☼	08/28/23 16:25	08/30/23 16:07	1
2-Methylnaphthalene	ND		23	6.8	ug/Kg	☼	08/28/23 16:25	08/30/23 16:07	1
2-Methylphenol	ND		68	27	ug/Kg	☼	08/28/23 16:25	08/30/23 16:07	1
2-Nitroaniline	ND		68	23	ug/Kg	☼	08/28/23 16:25	08/30/23 16:07	1
2-Nitrophenol	ND		68	27	ug/Kg	☼	08/28/23 16:25	08/30/23 16:07	1
3,3'-Dichlorobenzidine	ND		230	45	ug/Kg	☼	08/28/23 16:25	08/30/23 16:07	1
3-Nitroaniline	ND		230	45	ug/Kg	☼	08/28/23 16:25	08/30/23 16:07	1
4,6-Dinitro-2-methylphenol	ND		680	230	ug/Kg	☼	08/28/23 16:25	08/30/23 16:07	1
4-Bromophenyl phenyl ether	ND		50	23	ug/Kg	☼	08/28/23 16:25	08/30/23 16:07	1
4-Chloro-3-methylphenol	ND		68	27	ug/Kg	☼	08/28/23 16:25	08/30/23 16:07	1
4-Chloroaniline	ND		230	45	ug/Kg	☼	08/28/23 16:25	08/30/23 16:07	1
4-Chlorophenyl phenyl ether	ND		50	23	ug/Kg	☼	08/28/23 16:25	08/30/23 16:07	1
4-Methylphenol	ND		68	23	ug/Kg	☼	08/28/23 16:25	08/30/23 16:07	1
4-Nitroaniline	ND		230	45	ug/Kg	☼	08/28/23 16:25	08/30/23 16:07	1
4-Nitrophenol	ND		680	230	ug/Kg	☼	08/28/23 16:25	08/30/23 16:07	1
Acenaphthene	ND		23	4.5	ug/Kg	☼	08/28/23 16:25	08/30/23 16:07	1
Acenaphthylene	ND		23	5.4	ug/Kg	☼	08/28/23 16:25	08/30/23 16:07	1
Acetophenone	ND		68	23	ug/Kg	☼	08/28/23 16:25	08/30/23 16:07	1
Anthracene	ND		23	4.5	ug/Kg	☼	08/28/23 16:25	08/30/23 16:07	1
Atrazine	ND		230	90	ug/Kg	☼	08/28/23 16:25	08/30/23 16:07	1
Benzaldehyde	ND		230	45	ug/Kg	☼	08/28/23 16:25	08/30/23 16:07	1
Benzo[a]anthracene	ND		23	4.5	ug/Kg	☼	08/28/23 16:25	08/30/23 16:07	1
Benzo[a]pyrene	ND		23	4.5	ug/Kg	☼	08/28/23 16:25	08/30/23 16:07	1
Benzo[b]fluoranthene	7.6	J	23	4.5	ug/Kg	☼	08/28/23 16:25	08/30/23 16:07	1
Benzo[g,h,i]perylene	ND		23	4.5	ug/Kg	☼	08/28/23 16:25	08/30/23 16:07	1
Benzo[k]fluoranthene	ND		23	4.5	ug/Kg	☼	08/28/23 16:25	08/30/23 16:07	1
Butyl benzyl phthalate	ND		230	90	ug/Kg	☼	08/28/23 16:25	08/30/23 16:07	1
Caprolactam	ND		230	45	ug/Kg	☼	08/28/23 16:25	08/30/23 16:07	1
Carbazole	ND		50	23	ug/Kg	☼	08/28/23 16:25	08/30/23 16:07	1

Eurofins Lancaster Laboratories Environment Testing, LLC

Client Sample Results

Client: Integral Consulting Inc

NYSERDA FOIL Response, January 30, 2024 (R000359-122823)

PDF Page 272 of 526

Job ID: 410-140000-1

Project/Site: Solar Farm/Battery NY State

Client Sample ID: SS-8 (0.75-1)

Lab Sample ID: 410-140000-10

Date Collected: 08/22/23 11:20

Matrix: Solid

Date Received: 08/23/23 10:02

Percent Solids: 73.8

Method: SW846 8270E - Semivolatile Organic Compounds (GC/MS) (Continued)

Analyte	Result	Qualifier	RL	MDL	Unit	D	Prepared	Analyzed	Dil Fac
Chrysene	9.9	J	23	4.5	ug/Kg	☼	08/28/23 16:25	08/30/23 16:07	1
Di-n-butyl phthalate	ND		230	90	ug/Kg	☼	08/28/23 16:25	08/30/23 16:07	1
Di-n-octyl phthalate	ND		230	90	ug/Kg	☼	08/28/23 16:25	08/30/23 16:07	1
Dibenz(a,h)anthracene	ND		23	9.0	ug/Kg	☼	08/28/23 16:25	08/30/23 16:07	1
Dibenzofuran	ND		50	23	ug/Kg	☼	08/28/23 16:25	08/30/23 16:07	1
Diethyl phthalate	ND		230	90	ug/Kg	☼	08/28/23 16:25	08/30/23 16:07	1
Dimethyl phthalate	ND		230	90	ug/Kg	☼	08/28/23 16:25	08/30/23 16:07	1
Fluoranthene	8.4	J	23	4.5	ug/Kg	☼	08/28/23 16:25	08/30/23 16:07	1
Fluorene	ND		23	4.5	ug/Kg	☼	08/28/23 16:25	08/30/23 16:07	1
Hexachlorobenzene	ND		23	9.0	ug/Kg	☼	08/28/23 16:25	08/30/23 16:07	1
Hexachlorobutadiene	ND		68	27	ug/Kg	☼	08/28/23 16:25	08/30/23 16:07	1
Hexachlorocyclopentadiene	ND	*+ cn	680	230	ug/Kg	☼	08/28/23 16:25	08/30/23 16:07	1
Hexachloroethane	ND		230	45	ug/Kg	☼	08/28/23 16:25	08/30/23 16:07	1
Indeno[1,2,3-cd]pyrene	ND		23	5.4	ug/Kg	☼	08/28/23 16:25	08/30/23 16:07	1
Isophorone	ND		90	23	ug/Kg	☼	08/28/23 16:25	08/30/23 16:07	1
N-Nitrosodi-n-propylamine	ND		90	45	ug/Kg	☼	08/28/23 16:25	08/30/23 16:07	1
N-Nitrosodiphenylamine	ND		50	23	ug/Kg	☼	08/28/23 16:25	08/30/23 16:07	1
Naphthalene	ND		23	9.0	ug/Kg	☼	08/28/23 16:25	08/30/23 16:07	1
Nitrobenzene	ND		50	23	ug/Kg	☼	08/28/23 16:25	08/30/23 16:07	1
Pentachlorophenol	ND		230	90	ug/Kg	☼	08/28/23 16:25	08/30/23 16:07	1
Phenanthrene	ND		23	5.4	ug/Kg	☼	08/28/23 16:25	08/30/23 16:07	1
Phenol	ND		50	23	ug/Kg	☼	08/28/23 16:25	08/30/23 16:07	1
Pyrene	8.0	J	23	4.5	ug/Kg	☼	08/28/23 16:25	08/30/23 16:07	1
Bis(2-chloroethoxy)methane	ND		50	23	ug/Kg	☼	08/28/23 16:25	08/30/23 16:07	1
Bis(2-chloroethyl)ether	ND		50	23	ug/Kg	☼	08/28/23 16:25	08/30/23 16:07	1
Bis(2-ethylhexyl) phthalate	ND		230	90	ug/Kg	☼	08/28/23 16:25	08/30/23 16:07	1

Tentatively Identified Compound	Est. Result	Qualifier	Unit	D	RT	CAS No.	Prepared	Analyzed	Dil Fac
Unknown	620	T J	ug/Kg	☼	3.15	N/A	08/28/23 16:25	08/30/23 16:07	1
Furfural	550	T J N	ug/Kg	☼	3.71	98-01-1	08/28/23 16:25	08/30/23 16:07	1
Unknown	2600	T J B	ug/Kg	☼	3.82	N/A	08/28/23 16:25	08/30/23 16:07	1
Unknown	940	T J	ug/Kg	☼	4.02	N/A	08/28/23 16:25	08/30/23 16:07	1
Unknown	740	T J	ug/Kg	☼	6.07	N/A	08/28/23 16:25	08/30/23 16:07	1
2-Furancarboxaldehyde, 5-(hydroxymethyl)-	650	T J N	ug/Kg	☼	6.87	67-47-0	08/28/23 16:25	08/30/23 16:07	1
n-Hexadecanoic acid	690	T J N	ug/Kg	☼	10.46	57-10-3	08/28/23 16:25	08/30/23 16:07	1
1-Heptadecene	960	T J N	ug/Kg	☼	12.39	6765-39-5	08/28/23 16:25	08/30/23 16:07	1
Unknown	1600	T J	ug/Kg	☼	13.07	N/A	08/28/23 16:25	08/30/23 16:07	1
Heneicosanoic acid	630	T J N	ug/Kg	☼	13.30	2363-71-5	08/28/23 16:25	08/30/23 16:07	1
Unknown	520	T J	ug/Kg	☼	13.38	N/A	08/28/23 16:25	08/30/23 16:07	1
Unknown	1600	T J	ug/Kg	☼	13.73	N/A	08/28/23 16:25	08/30/23 16:07	1
Oxirane, heptadecyl-	530	T J N	ug/Kg	☼	14.19	67860-04-2	08/28/23 16:25	08/30/23 16:07	1
Nonacosane	510	T J N	ug/Kg	☼	14.38	630-03-5	08/28/23 16:25	08/30/23 16:07	1
Unknown	1600	T J	ug/Kg	☼	14.96	N/A	08/28/23 16:25	08/30/23 16:07	1

Surrogate	%Recovery	Qualifier	Limits	Prepared	Analyzed	Dil Fac
2,4,6-Tribromophenol (Surr)	71		10 - 138	08/28/23 16:25	08/30/23 16:07	1
2-Fluorobiphenyl (Surr)	68		37 - 120	08/28/23 16:25	08/30/23 16:07	1
2-Fluorophenol (Surr)	63		22 - 120	08/28/23 16:25	08/30/23 16:07	1
Nitrobenzene-d5 (Surr)	66		26 - 120	08/28/23 16:25	08/30/23 16:07	1

Eurofins Lancaster Laboratories Environment Testing, LLC

Client Sample Results

Client: Integral Consulting Inc

NYSERDA FOIL Response, January 30, 2024 (R000359-122823)

PDF Page 273 of 526

Job ID: 410-140000-1

Project/Site: Solar Farm/Battery NY State

Client Sample ID: SS-8 (0.75-1)

Lab Sample ID: 410-140000-10

Date Collected: 08/22/23 11:20

Matrix: Solid

Date Received: 08/23/23 10:02

Percent Solids: 73.8

Method: SW846 8270E - Semivolatile Organic Compounds (GC/MS) (Continued)

Surrogate	%Recovery	Qualifier	Limits	Prepared	Analyzed	Dil Fac
p-Terphenyl-d14 (Surr)	80		40 - 133	08/28/23 16:25	08/30/23 16:07	1
Phenol-d5 (Surr)	65		27 - 120	08/28/23 16:25	08/30/23 16:07	1

Method: SW846 6010D - Metals (ICP)

Analyte	Result	Qualifier	RL	MDL	Unit	D	Prepared	Analyzed	Dil Fac
Lithium	30		6.6	2.7	mg/Kg	☼	08/23/23 20:29	08/24/23 08:16	1

Method: SW846 6020B - Metals (ICP/MS)

Analyte	Result	Qualifier	RL	MDL	Unit	D	Prepared	Analyzed	Dil Fac
Aluminum	31000	^2	130	66	mg/Kg	☼	08/23/23 20:29	08/24/23 08:33	10
Antimony	ND		0.27	0.11	mg/Kg	☼	08/23/23 20:29	08/24/23 08:31	2
Arsenic	3.6		0.53	0.18	mg/Kg	☼	08/23/23 20:29	08/24/23 08:31	2
Barium	210		0.53	0.24	mg/Kg	☼	08/23/23 20:29	08/24/23 08:31	2
Beryllium	1.2		0.13	0.032	mg/Kg	☼	08/23/23 20:29	08/29/23 11:32	2
Cadmium	0.057	J	0.13	0.053	mg/Kg	☼	08/23/23 20:29	08/24/23 08:31	2
Calcium	2700		53	26	mg/Kg	☼	08/23/23 20:29	08/24/23 08:31	2
Chromium	46		0.53	0.25	mg/Kg	☼	08/23/23 20:29	08/24/23 08:31	2
Cobalt	18		0.27	0.11	mg/Kg	☼	08/23/23 20:29	08/24/23 08:31	2
Copper	18		0.53	0.24	mg/Kg	☼	08/23/23 20:29	08/24/23 08:31	2
Iron	34000	^2	130	61	mg/Kg	☼	08/23/23 20:29	08/24/23 08:33	10
Lead	17		0.27	0.10	mg/Kg	☼	08/23/23 20:29	08/24/23 08:31	2
Magnesium	8600		13	6.5	mg/Kg	☼	08/23/23 20:29	08/24/23 08:31	2
Manganese	1100		0.53	0.27	mg/Kg	☼	08/23/23 20:29	08/24/23 08:31	2
Nickel	27		0.53	0.25	mg/Kg	☼	08/23/23 20:29	08/24/23 08:31	2
Potassium	5500		53	21	mg/Kg	☼	08/23/23 20:29	08/24/23 08:31	2
Selenium	0.33	J	0.53	0.13	mg/Kg	☼	08/23/23 20:29	08/24/23 08:31	2
Silver	ND		0.13	0.054	mg/Kg	☼	08/23/23 20:29	08/24/23 08:31	2
Sodium	190		66	32	mg/Kg	☼	08/23/23 20:29	08/24/23 08:31	2
Thallium	0.36		0.13	0.052	mg/Kg	☼	08/23/23 20:29	08/24/23 08:31	2
Zinc	100		40	5.3	mg/Kg	☼	08/23/23 20:29	08/24/23 08:31	2
Vanadium	73		1.1	0.27	mg/Kg	☼	08/23/23 20:29	08/24/23 08:31	2

Method: SW846 7471B - Mercury (CVAA)

Analyte	Result	Qualifier	RL	MDL	Unit	D	Prepared	Analyzed	Dil Fac
Mercury	0.041	J	0.076	0.025	mg/Kg	☼	08/23/23 22:39	08/24/23 11:35	1

General Chemistry

Analyte	Result	Qualifier	RL	MDL	Unit	D	Prepared	Analyzed	Dil Fac
Percent Moisture (EPA Moisture)	26.2		1.0	1.0	%			08/23/23 17:11	1

Client Sample ID: TB1-20230822

Lab Sample ID: 410-140000-11

Date Collected: 08/22/23 00:00

Matrix: Water

Date Received: 08/23/23 10:02

Method: SW846 8260D - Volatile Organic Compounds by GC/MS

Analyte	Result	Qualifier	RL	MDL	Unit	D	Prepared	Analyzed	Dil Fac
1,1,1-Trichloroethane	ND		1.0	0.30	ug/L			08/29/23 01:06	1
1,1,2-Trichloroethane	ND		1.0	0.30	ug/L			08/29/23 01:06	1
1,1-Dichloroethene	ND		1.0	0.30	ug/L			08/29/23 01:06	1
1,2,4-Trichlorobenzene	ND		5.0	0.30	ug/L			08/29/23 01:06	1

Eurofins Lancaster Laboratories Environment Testing, LLC

Client Sample Results

Client: Integral Consulting Inc

NYSERDA FOIL Response, January 30, 2024 (R000359-122823)

PDF Page 274 of 526

Job ID: 410-140000-1

Project/Site: Solar Farm/Battery NY State

Client Sample ID: TB1-20230822

Lab Sample ID: 410-140000-11

Date Collected: 08/22/23 00:00

Matrix: Water

Date Received: 08/23/23 10:02

Method: SW846 8260D - Volatile Organic Compounds by GC/MS (Continued)

Analyte	Result	Qualifier	RL	MDL	Unit	D	Prepared	Analyzed	Dil Fac
1,2-Dichlorobenzene	ND		5.0	0.20	ug/L			08/29/23 01:06	1
1,2-Dichloroethane	ND		1.0	0.30	ug/L			08/29/23 01:06	1
1,2-Dichloropropane	ND		1.0	0.30	ug/L			08/29/23 01:06	1
1,4-Dichlorobenzene	ND		5.0	0.30	ug/L			08/29/23 01:06	1
Benzene	ND		1.0	0.30	ug/L			08/29/23 01:06	1
Bromodichloromethane	ND		1.0	0.20	ug/L			08/29/23 01:06	1
Bromoform	ND		4.0	1.0	ug/L			08/29/23 01:06	1
Carbon tetrachloride	ND		1.0	0.30	ug/L			08/29/23 01:06	1
Chlorobenzene	ND		1.0	0.30	ug/L			08/29/23 01:06	1
Chloroform	ND		1.0	0.30	ug/L			08/29/23 01:06	1
cis-1,2-Dichloroethene	ND		1.0	0.30	ug/L			08/29/23 01:06	1
Dibromochloromethane	ND		1.0	0.20	ug/L			08/29/23 01:06	1
Ethylbenzene	ND		1.0	0.40	ug/L			08/29/23 01:06	1
m&p-Xylene	ND		5.0	2.0	ug/L			08/29/23 01:06	1
Methylene Chloride	ND		1.0	0.30	ug/L			08/29/23 01:06	1
o-Xylene	ND		1.0	0.40	ug/L			08/29/23 01:06	1
Styrene	ND		5.0	0.30	ug/L			08/29/23 01:06	1
Tetrachloroethene	ND		1.0	0.30	ug/L			08/29/23 01:06	1
Toluene	ND		1.0	0.30	ug/L			08/29/23 01:06	1
trans-1,2-Dichloroethene	ND		2.0	0.70	ug/L			08/29/23 01:06	1
Trichloroethene	ND		1.0	0.30	ug/L			08/29/23 01:06	1
Vinyl chloride	ND	cn	1.0	0.30	ug/L			08/29/23 01:06	1

Tentatively Identified Compound	Est. Result	Qualifier	Unit	D	RT	CAS No.	Prepared	Analyzed	Dil Fac
Tentatively Identified Compound	None		ug/L			N/A		08/29/23 01:06	1

Surrogate	%Recovery	Qualifier	Limits	Prepared	Analyzed	Dil Fac
1,2-Dichloroethane-d4 (Surr)	105		80 - 120		08/29/23 01:06	1
4-Bromofluorobenzene (Surr)	97		80 - 120		08/29/23 01:06	1
Dibromofluoromethane (Surr)	105		80 - 120		08/29/23 01:06	1
Toluene-d8 (Surr)	93		80 - 120		08/29/23 01:06	1

Client Sample ID: SS-9 (0-0.25)

Lab Sample ID: 410-140000-12

Date Collected: 08/22/23 11:35

Matrix: Solid

Date Received: 08/23/23 10:02

Percent Solids: 52.2

Method: SW846 8260D - Volatile Organic Compounds by GC/MS

Analyte	Result	Qualifier	RL	MDL	Unit	D	Prepared	Analyzed	Dil Fac
1,1,1-Trichloroethane	ND		9.8	1.2	ug/Kg	☼	08/25/23 15:29	08/29/23 16:20	1
1,1,2-Trichloroethane	ND		9.8	0.98	ug/Kg	☼	08/25/23 15:29	08/29/23 16:20	1
1,1-Dichloroethene	ND		9.8	0.98	ug/Kg	☼	08/25/23 15:29	08/29/23 16:20	1
1,2,4-Trichlorobenzene	ND		20	9.8	ug/Kg	☼	08/25/23 15:29	08/29/23 16:20	1
1,2-Dichlorobenzene	ND		9.8	1.4	ug/Kg	☼	08/25/23 15:29	08/29/23 16:20	1
1,2-Dichloroethane	ND		9.8	1.2	ug/Kg	☼	08/25/23 15:29	08/29/23 16:20	1
1,2-Dichloropropane	ND		9.8	0.98	ug/Kg	☼	08/25/23 15:29	08/29/23 16:20	1
1,4-Dichlorobenzene	ND		9.8	1.4	ug/Kg	☼	08/25/23 15:29	08/29/23 16:20	1
Benzene	ND		9.8	0.98	ug/Kg	☼	08/25/23 15:29	08/29/23 16:20	1
Bromodichloromethane	ND		9.8	1.4	ug/Kg	☼	08/25/23 15:29	08/29/23 16:20	1
Bromoform	ND		20	9.8	ug/Kg	☼	08/25/23 15:29	08/29/23 16:20	1
Carbon tetrachloride	ND		9.8	1.4	ug/Kg	☼	08/25/23 15:29	08/29/23 16:20	1

Eurofins Lancaster Laboratories Environment Testing, LLC

Client Sample Results

Client: Integral Consulting Inc

NYSERDA FOIL Response, January 30, 2024 (R000359-122823)

PDF Page 275 of 526

Job ID: 410-140000-1

Project/Site: Solar Farm/Battery NY State

Client Sample ID: SS-9 (0-0.25)

Lab Sample ID: 410-140000-12

Date Collected: 08/22/23 11:35

Matrix: Solid

Date Received: 08/23/23 10:02

Percent Solids: 52.2

Method: SW846 8260D - Volatile Organic Compounds by GC/MS (Continued)

Analyte	Result	Qualifier	RL	MDL	Unit	D	Prepared	Analyzed	Dil Fac
Chlorobenzene	ND		9.8	1.4	ug/Kg	☼	08/25/23 15:29	08/29/23 16:20	1
Chloroform	ND		9.8	1.2	ug/Kg	☼	08/25/23 15:29	08/29/23 16:20	1
cis-1,2-Dichloroethene	ND		9.8	0.98	ug/Kg	☼	08/25/23 15:29	08/29/23 16:20	1
Dibromochloromethane	ND		9.8	0.98	ug/Kg	☼	08/25/23 15:29	08/29/23 16:20	1
Ethylbenzene	ND		9.8	1.4	ug/Kg	☼	08/25/23 15:29	08/29/23 16:20	1
m&p-Xylene	ND		9.8	3.9	ug/Kg	☼	08/25/23 15:29	08/29/23 16:20	1
Methylene Chloride	ND		9.8	3.9	ug/Kg	☼	08/25/23 15:29	08/29/23 16:20	1
o-Xylene	ND		9.8	1.4	ug/Kg	☼	08/25/23 15:29	08/29/23 16:20	1
Styrene	ND		9.8	1.4	ug/Kg	☼	08/25/23 15:29	08/29/23 16:20	1
Tetrachloroethene	ND		9.8	1.4	ug/Kg	☼	08/25/23 15:29	08/29/23 16:20	1
Toluene	ND		9.8	1.2	ug/Kg	☼	08/25/23 15:29	08/29/23 16:20	1
trans-1,2-Dichloroethene	ND		9.8	0.98	ug/Kg	☼	08/25/23 15:29	08/29/23 16:20	1
Trichloroethene	ND		9.8	0.98	ug/Kg	☼	08/25/23 15:29	08/29/23 16:20	1
Vinyl chloride	ND		9.8	1.2	ug/Kg	☼	08/25/23 15:29	08/29/23 16:20	1

Tentatively Identified Compound	Est. Result	Qualifier	Unit	D	RT	CAS No.	Prepared	Analyzed	Dil Fac
Unknown	11	T J	ug/Kg	☼	2.09	N/A	08/25/23 15:29	08/29/23 16:20	1
Pentanal	19	T J N	ug/Kg	☼	8.08	110-62-3	08/25/23 15:29	08/29/23 16:20	1
Hexanal	120	T J N	ug/Kg	☼	10.22	66-25-1	08/25/23 15:29	08/29/23 16:20	1

Surrogate	%Recovery	Qualifier	Limits	Prepared	Analyzed	Dil Fac
4-Bromofluorobenzene (Surr)	93		50 - 131	08/25/23 15:29	08/29/23 16:20	1
1,2-Dichloroethane-d4 (Surr)	110		54 - 135	08/25/23 15:29	08/29/23 16:20	1
Dibromofluoromethane (Surr)	107		50 - 141	08/25/23 15:29	08/29/23 16:20	1
Toluene-d8 (Surr)	96		52 - 141	08/25/23 15:29	08/29/23 16:20	1

Method: SW846 8270E - Semivolatile Organic Compounds (GC/MS)

Analyte	Result	Qualifier	RL	MDL	Unit	D	Prepared	Analyzed	Dil Fac
1,1'-Biphenyl	ND		70	32	ug/Kg	☼	08/31/23 16:30	09/01/23 14:39	1
2,2'-oxybis[1-chloropropane]	ND		83	38	ug/Kg	☼	08/31/23 16:30	09/01/23 14:39	1
2,4,5-Trichlorophenol	ND		70	32	ug/Kg	☼	08/31/23 16:30	09/01/23 14:39	1
2,4,6-Trichlorophenol	ND		70	32	ug/Kg	☼	08/31/23 16:30	09/01/23 14:39	1
2,4-Dichlorophenol	ND		83	38	ug/Kg	☼	08/31/23 16:30	09/01/23 14:39	1
2,4-Dimethylphenol	ND		70	32	ug/Kg	☼	08/31/23 16:30	09/01/23 14:39	1
2,4-Dinitrophenol	ND		1900	320	ug/Kg	☼	08/31/23 16:30	09/01/23 14:39	1
2,4-Dinitrotoluene	ND		320	64	ug/Kg	☼	08/31/23 16:30	09/01/23 14:39	1
2,6-Dinitrotoluene	ND		70	32	ug/Kg	☼	08/31/23 16:30	09/01/23 14:39	1
2-Chloronaphthalene	ND		64	26	ug/Kg	☼	08/31/23 16:30	09/01/23 14:39	1
2-Chlorophenol	ND		70	32	ug/Kg	☼	08/31/23 16:30	09/01/23 14:39	1
2-Methylnaphthalene	20	J	32	9.6	ug/Kg	☼	08/31/23 16:30	09/01/23 14:39	1
2-Methylphenol	ND		96	38	ug/Kg	☼	08/31/23 16:30	09/01/23 14:39	1
2-Nitroaniline	ND		96	32	ug/Kg	☼	08/31/23 16:30	09/01/23 14:39	1
2-Nitrophenol	ND		96	38	ug/Kg	☼	08/31/23 16:30	09/01/23 14:39	1
3,3'-Dichlorobenzidine	ND		320	64	ug/Kg	☼	08/31/23 16:30	09/01/23 14:39	1
3-Nitroaniline	ND		320	64	ug/Kg	☼	08/31/23 16:30	09/01/23 14:39	1
4,6-Dinitro-2-methylphenol	ND		960	320	ug/Kg	☼	08/31/23 16:30	09/01/23 14:39	1
4-Bromophenyl phenyl ether	ND		70	32	ug/Kg	☼	08/31/23 16:30	09/01/23 14:39	1
4-Chloro-3-methylphenol	ND		96	38	ug/Kg	☼	08/31/23 16:30	09/01/23 14:39	1
4-Chloroaniline	ND		320	64	ug/Kg	☼	08/31/23 16:30	09/01/23 14:39	1
4-Chlorophenyl phenyl ether	ND		70	32	ug/Kg	☼	08/31/23 16:30	09/01/23 14:39	1

Eurofins Lancaster Laboratories Environment Testing, LLC

Client Sample Results

Client: Integral Consulting Inc

NYSERDA FOIL Response, January 30, 2024 (R000359-122823)

PDF Page 276 of 526

Job ID: 410-140000-1

Project/Site: Solar Farm/Battery NY State

Client Sample ID: SS-9 (0-0.25)

Lab Sample ID: 410-140000-12

Date Collected: 08/22/23 11:35

Matrix: Solid

Date Received: 08/23/23 10:02

Percent Solids: 52.2

Method: SW846 8270E - Semivolatile Organic Compounds (GC/MS) (Continued)

Analyte	Result	Qualifier	RL	MDL	Unit	D	Prepared	Analyzed	Dil Fac
4-Methylphenol	100		96	32	ug/Kg	☼	08/31/23 16:30	09/01/23 14:39	1
4-Nitroaniline	ND		320	64	ug/Kg	☼	08/31/23 16:30	09/01/23 14:39	1
4-Nitrophenol	ND		960	320	ug/Kg	☼	08/31/23 16:30	09/01/23 14:39	1
Acenaphthene	ND		32	6.4	ug/Kg	☼	08/31/23 16:30	09/01/23 14:39	1
Acenaphthylene	ND		32	7.7	ug/Kg	☼	08/31/23 16:30	09/01/23 14:39	1
Acetophenone	ND		96	32	ug/Kg	☼	08/31/23 16:30	09/01/23 14:39	1
Anthracene	ND		32	6.4	ug/Kg	☼	08/31/23 16:30	09/01/23 14:39	1
Atrazine	ND		320	130	ug/Kg	☼	08/31/23 16:30	09/01/23 14:39	1
Benzaldehyde	ND		320	64	ug/Kg	☼	08/31/23 16:30	09/01/23 14:39	1
Benzo[a]anthracene	ND		32	6.4	ug/Kg	☼	08/31/23 16:30	09/01/23 14:39	1
Benzo[a]pyrene	ND		32	6.4	ug/Kg	☼	08/31/23 16:30	09/01/23 14:39	1
Benzo[b]fluoranthene	9.8 J		32	6.4	ug/Kg	☼	08/31/23 16:30	09/01/23 14:39	1
Benzo[g,h,i]perylene	ND		32	6.4	ug/Kg	☼	08/31/23 16:30	09/01/23 14:39	1
Benzo[k]fluoranthene	ND		32	6.4	ug/Kg	☼	08/31/23 16:30	09/01/23 14:39	1
Butyl benzyl phthalate	ND		320	130	ug/Kg	☼	08/31/23 16:30	09/01/23 14:39	1
Caprolactam	ND		320	64	ug/Kg	☼	08/31/23 16:30	09/01/23 14:39	1
Carbazole	ND		70	32	ug/Kg	☼	08/31/23 16:30	09/01/23 14:39	1
Chrysene	9.6 J		32	6.4	ug/Kg	☼	08/31/23 16:30	09/01/23 14:39	1
Di-n-butyl phthalate	ND		320	130	ug/Kg	☼	08/31/23 16:30	09/01/23 14:39	1
Di-n-octyl phthalate	ND		320	130	ug/Kg	☼	08/31/23 16:30	09/01/23 14:39	1
Dibenz(a,h)anthracene	ND		32	13	ug/Kg	☼	08/31/23 16:30	09/01/23 14:39	1
Dibenzofuran	ND		70	32	ug/Kg	☼	08/31/23 16:30	09/01/23 14:39	1
Diethyl phthalate	ND		320	130	ug/Kg	☼	08/31/23 16:30	09/01/23 14:39	1
Dimethyl phthalate	ND		320	130	ug/Kg	☼	08/31/23 16:30	09/01/23 14:39	1
Fluoranthene	9.8 J		32	6.4	ug/Kg	☼	08/31/23 16:30	09/01/23 14:39	1
Fluorene	ND		32	6.4	ug/Kg	☼	08/31/23 16:30	09/01/23 14:39	1
Hexachlorobenzene	ND		32	13	ug/Kg	☼	08/31/23 16:30	09/01/23 14:39	1
Hexachlorobutadiene	ND		96	38	ug/Kg	☼	08/31/23 16:30	09/01/23 14:39	1
Hexachlorocyclopentadiene	ND *+ cn		960	320	ug/Kg	☼	08/31/23 16:30	09/01/23 14:39	1
Hexachloroethane	ND		320	64	ug/Kg	☼	08/31/23 16:30	09/01/23 14:39	1
Indeno[1,2,3-cd]pyrene	ND		32	7.7	ug/Kg	☼	08/31/23 16:30	09/01/23 14:39	1
Isophorone	ND		130	32	ug/Kg	☼	08/31/23 16:30	09/01/23 14:39	1
N-Nitrosodi-n-propylamine	ND		130	64	ug/Kg	☼	08/31/23 16:30	09/01/23 14:39	1
N-Nitrosodiphenylamine	ND		70	32	ug/Kg	☼	08/31/23 16:30	09/01/23 14:39	1
Naphthalene	ND		32	13	ug/Kg	☼	08/31/23 16:30	09/01/23 14:39	1
Nitrobenzene	ND		70	32	ug/Kg	☼	08/31/23 16:30	09/01/23 14:39	1
Pentachlorophenol	ND		320	130	ug/Kg	☼	08/31/23 16:30	09/01/23 14:39	1
Phenanthrene	ND		32	7.7	ug/Kg	☼	08/31/23 16:30	09/01/23 14:39	1
Phenol	93		70	32	ug/Kg	☼	08/31/23 16:30	09/01/23 14:39	1
Pyrene	9.4 J		32	6.4	ug/Kg	☼	08/31/23 16:30	09/01/23 14:39	1
Bis(2-chloroethoxy)methane	ND		70	32	ug/Kg	☼	08/31/23 16:30	09/01/23 14:39	1
Bis(2-chloroethyl)ether	ND		70	32	ug/Kg	☼	08/31/23 16:30	09/01/23 14:39	1
Bis(2-ethylhexyl) phthalate	ND		320	130	ug/Kg	☼	08/31/23 16:30	09/01/23 14:39	1

Tentatively Identified Compound	Est. Result	Qualifier	Unit	D	RT	CAS No.	Prepared	Analyzed	Dil Fac
Unknown	3900	T J B	ug/Kg	☼	3.67	N/A	08/31/23 16:30	09/01/23 14:39	1
Unknown	1200	T J	ug/Kg	☼	9.43	N/A	08/31/23 16:30	09/01/23 14:39	1
Unknown	950	T J	ug/Kg	☼	9.83	N/A	08/31/23 16:30	09/01/23 14:39	1
Unknown	1400	T J	ug/Kg	☼	9.94	N/A	08/31/23 16:30	09/01/23 14:39	1
n-Hexadecanoic acid	2200	T J N	ug/Kg	☼	10.33	57-10-3	08/31/23 16:30	09/01/23 14:39	1

Eurofins Lancaster Laboratories Environment Testing, LLC

Client Sample Results

Client: Integral Consulting Inc

NYSERDA FOIL Response, January 30, 2024 (R000359-122823)

PDF Page 277 of 526

Job ID: 410-140000-1

Project/Site: Solar Farm/Battery NY State

Client Sample ID: SS-9 (0-0.25)

Lab Sample ID: 410-140000-12

Date Collected: 08/22/23 11:35

Matrix: Solid

Date Received: 08/23/23 10:02

Percent Solids: 52.2

Method: SW846 8270E - Semivolatile Organic Compounds (GC/MS) (Continued)

Tentatively Identified Compound	Est. Result	Qualifier	Unit	D	RT	CAS No.	Prepared	Analyzed	Dil Fac
Tetradecane	1000	T J N	ug/Kg	☼	12.92	629-59-4	08/31/23 16:30	09/01/23 14:39	1
Heneicosanoic acid	1300	T J N	ug/Kg	☼	13.14	2363-71-5	08/31/23 16:30	09/01/23 14:39	1
1-Heneicosyl formate	2800	T J N	ug/Kg	☼	13.57	77899-03-7	08/31/23 16:30	09/01/23 14:39	1
Unknown	1700	T J	ug/Kg	☼	14.08	N/A	08/31/23 16:30	09/01/23 14:39	1
Heptacosane	1100	T J N	ug/Kg	☼	14.21	593-49-7	08/31/23 16:30	09/01/23 14:39	1
9-Tricosene, (Z)-	1600	T J N	ug/Kg	☼	14.22	27519-02-4	08/31/23 16:30	09/01/23 14:39	1
Ergost-5-en-3-ol, (3.beta.)-	1500	T J N	ug/Kg	☼	14.80	4651-51-8	08/31/23 16:30	09/01/23 14:39	1
Stigmasterol	1900	T J N	ug/Kg	☼	14.91	83-48-7	08/31/23 16:30	09/01/23 14:39	1
Stigmasterol, 22,23-dihydro-	6200	T J N	ug/Kg	☼	15.17	1000214-20-7	08/31/23 16:30	09/01/23 14:39	1
Unknown	1400	T J	ug/Kg	☼	15.81	N/A	08/31/23 16:30	09/01/23 14:39	1
Surrogate	%Recovery	Qualifier	Limits				Prepared	Analyzed	Dil Fac
2,4,6-Tribromophenol (Surr)	72		10 - 138				08/31/23 16:30	09/01/23 14:39	1
2-Fluorobiphenyl (Surr)	71		37 - 120				08/31/23 16:30	09/01/23 14:39	1
2-Fluorophenol (Surr)	66		22 - 120				08/31/23 16:30	09/01/23 14:39	1
Nitrobenzene-d5 (Surr)	64		26 - 120				08/31/23 16:30	09/01/23 14:39	1
p-Terphenyl-d14 (Surr)	77		40 - 133				08/31/23 16:30	09/01/23 14:39	1
Phenol-d5 (Surr)	71		27 - 120				08/31/23 16:30	09/01/23 14:39	1

Method: SW846 6010D - Metals (ICP)

Analyte	Result	Qualifier	RL	MDL	Unit	D	Prepared	Analyzed	Dil Fac
Lithium	36		9.6	3.8	mg/Kg	☼	08/23/23 20:06	08/24/23 07:05	1

Method: SW846 6020B - Metals (ICP/MS)

Analyte	Result	Qualifier	RL	MDL	Unit	D	Prepared	Analyzed	Dil Fac
Aluminum	46000	^2	190	95	mg/Kg	☼	08/23/23 20:06	08/29/23 23:49	10
Antimony	0.15	J	0.38	0.15	mg/Kg	☼	08/23/23 20:06	08/29/23 23:47	2
Arsenic	4.7		0.77	0.26	mg/Kg	☼	08/23/23 20:06	08/29/23 23:47	2
Barium	240		0.77	0.35	mg/Kg	☼	08/23/23 20:06	08/29/23 23:47	2
Beryllium	1.7		0.19	0.046	mg/Kg	☼	08/23/23 20:06	08/29/23 23:47	2
Cadmium	0.20		0.19	0.077	mg/Kg	☼	08/23/23 20:06	08/29/23 23:47	2
Calcium	5600		77	38	mg/Kg	☼	08/23/23 20:06	08/29/23 23:47	2
Chromium	56		0.77	0.36	mg/Kg	☼	08/23/23 20:06	08/29/23 23:47	2
Cobalt	18		0.38	0.15	mg/Kg	☼	08/23/23 20:06	08/29/23 23:47	2
Copper	22		0.77	0.35	mg/Kg	☼	08/23/23 20:06	08/29/23 23:47	2
Iron	54000	^2	190	88	mg/Kg	☼	08/23/23 20:06	08/29/23 23:49	10
Lead	21		0.38	0.15	mg/Kg	☼	08/23/23 20:06	08/29/23 23:47	2
Magnesium	10000		19	9.4	mg/Kg	☼	08/23/23 20:06	08/29/23 23:47	2
Manganese	1100		0.77	0.38	mg/Kg	☼	08/23/23 20:06	08/29/23 23:47	2
Nickel	33		0.77	0.36	mg/Kg	☼	08/23/23 20:06	08/29/23 23:47	2
Potassium	6700		77	31	mg/Kg	☼	08/23/23 20:06	08/29/23 23:47	2
Selenium	0.50	J	0.77	0.19	mg/Kg	☼	08/23/23 20:06	08/29/23 23:47	2
Silver	0.10	J	0.19	0.078	mg/Kg	☼	08/23/23 20:06	08/29/23 23:47	2
Sodium	180		96	46	mg/Kg	☼	08/23/23 20:06	08/29/23 23:47	2
Thallium	0.41		0.19	0.075	mg/Kg	☼	08/23/23 20:06	08/29/23 23:47	2
Zinc	120		58	7.7	mg/Kg	☼	08/23/23 20:06	08/30/23 10:07	2
Vanadium	86		1.5	0.38	mg/Kg	☼	08/23/23 20:06	08/29/23 23:47	2

Eurofins Lancaster Laboratories Environment Testing, LLC

Client Sample Results

Client: Integral Consulting Inc

NYSERDA FOIL Response, January 30, 2024 (R000359-122823)

PDF Page 278 of 526

Job ID: 410-140000-1

Project/Site: Solar Farm/Battery NY State

Client Sample ID: SS-9 (0-0.25)

Lab Sample ID: 410-140000-12

Date Collected: 08/22/23 11:35

Matrix: Solid

Date Received: 08/23/23 10:02

Percent Solids: 52.2

Method: SW846 7471B - Mercury (CVAA)

Analyte	Result	Qualifier	RL	MDL	Unit	D	Prepared	Analyzed	Dil Fac
Mercury	0.055	J	0.11	0.038	mg/Kg	☼	08/23/23 22:39	08/24/23 11:41	1

General Chemistry

Analyte	Result	Qualifier	RL	MDL	Unit	D	Prepared	Analyzed	Dil Fac
Percent Moisture (EPA Moisture)	47.8		1.0	1.0	%			08/23/23 17:11	1

Client Sample ID: SS-9 (0.75-1)

Lab Sample ID: 410-140000-13

Date Collected: 08/22/23 11:45

Matrix: Solid

Date Received: 08/23/23 10:02

Percent Solids: 68.3

Method: SW846 8260D - Volatile Organic Compounds by GC/MS

Analyte	Result	Qualifier	RL	MDL	Unit	D	Prepared	Analyzed	Dil Fac
1,1,1-Trichloroethane	ND	cn	6.9	0.83	ug/Kg	☼	08/25/23 15:29	08/29/23 16:43	1
1,1,2-Trichloroethane	ND	cn	6.9	0.69	ug/Kg	☼	08/25/23 15:29	08/29/23 16:43	1
1,1-Dichloroethene	ND	cn	6.9	0.69	ug/Kg	☼	08/25/23 15:29	08/29/23 16:43	1
1,2,4-Trichlorobenzene	ND	cn	14	6.9	ug/Kg	☼	08/25/23 15:29	08/29/23 16:43	1
1,2-Dichlorobenzene	ND	cn	6.9	0.96	ug/Kg	☼	08/25/23 15:29	08/29/23 16:43	1
1,2-Dichloroethane	ND	cn	6.9	0.83	ug/Kg	☼	08/25/23 15:29	08/29/23 16:43	1
1,2-Dichloropropane	ND	cn	6.9	0.69	ug/Kg	☼	08/25/23 15:29	08/29/23 16:43	1
1,4-Dichlorobenzene	ND	cn	6.9	0.96	ug/Kg	☼	08/25/23 15:29	08/29/23 16:43	1
Benzene	ND	cn	6.9	0.69	ug/Kg	☼	08/25/23 15:29	08/29/23 16:43	1
Bromodichloromethane	ND	cn	6.9	0.96	ug/Kg	☼	08/25/23 15:29	08/29/23 16:43	1
Bromoform	ND	cn	14	6.9	ug/Kg	☼	08/25/23 15:29	08/29/23 16:43	1
Carbon tetrachloride	ND	cn	6.9	0.96	ug/Kg	☼	08/25/23 15:29	08/29/23 16:43	1
Chlorobenzene	ND	cn	6.9	0.96	ug/Kg	☼	08/25/23 15:29	08/29/23 16:43	1
Chloroform	ND	cn	6.9	0.83	ug/Kg	☼	08/25/23 15:29	08/29/23 16:43	1
cis-1,2-Dichloroethene	ND	cn	6.9	0.69	ug/Kg	☼	08/25/23 15:29	08/29/23 16:43	1
Dibromochloromethane	ND	cn	6.9	0.69	ug/Kg	☼	08/25/23 15:29	08/29/23 16:43	1
Ethylbenzene	ND	cn	6.9	0.96	ug/Kg	☼	08/25/23 15:29	08/29/23 16:43	1
m&p-Xylene	ND	cn	6.9	2.8	ug/Kg	☼	08/25/23 15:29	08/29/23 16:43	1
Methylene Chloride	ND	cn	6.9	2.8	ug/Kg	☼	08/25/23 15:29	08/29/23 16:43	1
o-Xylene	ND	cn	6.9	0.96	ug/Kg	☼	08/25/23 15:29	08/29/23 16:43	1
Styrene	ND	cn	6.9	0.96	ug/Kg	☼	08/25/23 15:29	08/29/23 16:43	1
Tetrachloroethene	ND	cn	6.9	0.96	ug/Kg	☼	08/25/23 15:29	08/29/23 16:43	1
Toluene	ND	cn	6.9	0.83	ug/Kg	☼	08/25/23 15:29	08/29/23 16:43	1
trans-1,2-Dichloroethene	ND	cn	6.9	0.69	ug/Kg	☼	08/25/23 15:29	08/29/23 16:43	1
Trichloroethene	ND	cn	6.9	0.69	ug/Kg	☼	08/25/23 15:29	08/29/23 16:43	1
Vinyl chloride	ND	cn	6.9	0.83	ug/Kg	☼	08/25/23 15:29	08/29/23 16:43	1

Tentatively Identified Compound	Est. Result	Qualifier	Unit	D	RT	CAS No.	Prepared	Analyzed	Dil Fac
Hexanal	17	T J N cn	ug/Kg	☼	10.23	66-25-1	08/25/23 15:29	08/29/23 16:43	1

Surrogate	%Recovery	Qualifier	Limits	Prepared	Analyzed	Dil Fac
4-Bromofluorobenzene (Surr)	93	cn	50 - 131	08/25/23 15:29	08/29/23 16:43	1
1,2-Dichloroethane-d4 (Surr)	114	cn	54 - 135	08/25/23 15:29	08/29/23 16:43	1
Dibromofluoromethane (Surr)	107	cn	50 - 141	08/25/23 15:29	08/29/23 16:43	1
Toluene-d8 (Surr)	94	cn	52 - 141	08/25/23 15:29	08/29/23 16:43	1

Method: SW846 8270E - Semivolatile Organic Compounds (GC/MS)

Analyte	Result	Qualifier	RL	MDL	Unit	D	Prepared	Analyzed	Dil Fac
1,1'-Biphenyl	74		54	24	ug/Kg	☼	08/28/23 16:25	08/30/23 16:57	1

Eurofins Lancaster Laboratories Environment Testing, LLC

Client Sample Results

Client: Integral Consulting Inc

NYSERDA FOIL Response, January 30, 2024 (R000359-122823)

PDF Page 279 of 526

Job ID: 410-140000-1

Project/Site: Solar Farm/Battery NY State

Client Sample ID: SS-9 (0.75-1)

Lab Sample ID: 410-140000-13

Date Collected: 08/22/23 11:45

Matrix: Solid

Date Received: 08/23/23 10:02

Percent Solids: 68.3

Method: SW846 8270E - Semivolatile Organic Compounds (GC/MS) (Continued)

Analyte	Result	Qualifier	RL	MDL	Unit	D	Prepared	Analyzed	Dil Fac
2,2'-oxybis[1-chloropropane]	ND		63	29	ug/Kg	☼	08/28/23 16:25	08/30/23 16:57	1
2,4,5-Trichlorophenol	34	J	54	24	ug/Kg	☼	08/28/23 16:25	08/30/23 16:57	1
2,4,6-Trichlorophenol	46	J	54	24	ug/Kg	☼	08/28/23 16:25	08/30/23 16:57	1
2,4-Dichlorophenol	ND		63	29	ug/Kg	☼	08/28/23 16:25	08/30/23 16:57	1
2,4-Dimethylphenol	ND		54	24	ug/Kg	☼	08/28/23 16:25	08/30/23 16:57	1
2,4-Dinitrophenol	ND		1500	240	ug/Kg	☼	08/28/23 16:25	08/30/23 16:57	1
2,4-Dinitrotoluene	ND		240	49	ug/Kg	☼	08/28/23 16:25	08/30/23 16:57	1
2,6-Dinitrotoluene	ND		54	24	ug/Kg	☼	08/28/23 16:25	08/30/23 16:57	1
2-Chloronaphthalene	88		49	20	ug/Kg	☼	08/28/23 16:25	08/30/23 16:57	1
2-Chlorophenol	ND		54	24	ug/Kg	☼	08/28/23 16:25	08/30/23 16:57	1
2-Methylnaphthalene	71		24	7.3	ug/Kg	☼	08/28/23 16:25	08/30/23 16:57	1
2-Methylphenol	ND		73	29	ug/Kg	☼	08/28/23 16:25	08/30/23 16:57	1
2-Nitroaniline	ND		73	24	ug/Kg	☼	08/28/23 16:25	08/30/23 16:57	1
2-Nitrophenol	ND		73	29	ug/Kg	☼	08/28/23 16:25	08/30/23 16:57	1
3,3'-Dichlorobenzidine	ND		240	49	ug/Kg	☼	08/28/23 16:25	08/30/23 16:57	1
3-Nitroaniline	ND		240	49	ug/Kg	☼	08/28/23 16:25	08/30/23 16:57	1
4,6-Dinitro-2-methylphenol	ND		730	240	ug/Kg	☼	08/28/23 16:25	08/30/23 16:57	1
4-Bromophenyl phenyl ether	120		54	24	ug/Kg	☼	08/28/23 16:25	08/30/23 16:57	1
4-Chloro-3-methylphenol	ND		73	29	ug/Kg	☼	08/28/23 16:25	08/30/23 16:57	1
4-Chloroaniline	ND		240	49	ug/Kg	☼	08/28/23 16:25	08/30/23 16:57	1
4-Chlorophenyl phenyl ether	110		54	24	ug/Kg	☼	08/28/23 16:25	08/30/23 16:57	1
4-Methylphenol	ND		73	24	ug/Kg	☼	08/28/23 16:25	08/30/23 16:57	1
4-Nitroaniline	ND		240	49	ug/Kg	☼	08/28/23 16:25	08/30/23 16:57	1
4-Nitrophenol	ND		730	240	ug/Kg	☼	08/28/23 16:25	08/30/23 16:57	1
Acenaphthene	92		24	4.9	ug/Kg	☼	08/28/23 16:25	08/30/23 16:57	1
Acenaphthylene	64		24	5.9	ug/Kg	☼	08/28/23 16:25	08/30/23 16:57	1
Acetophenone	ND		73	24	ug/Kg	☼	08/28/23 16:25	08/30/23 16:57	1
Anthracene	120		24	4.9	ug/Kg	☼	08/28/23 16:25	08/30/23 16:57	1
Atrazine	ND		240	98	ug/Kg	☼	08/28/23 16:25	08/30/23 16:57	1
Benzaldehyde	78	J	240	49	ug/Kg	☼	08/28/23 16:25	08/30/23 16:57	1
Benzo[a]anthracene	68		24	4.9	ug/Kg	☼	08/28/23 16:25	08/30/23 16:57	1
Benzo[a]pyrene	32		24	4.9	ug/Kg	☼	08/28/23 16:25	08/30/23 16:57	1
Benzo[b]fluoranthene	38		24	4.9	ug/Kg	☼	08/28/23 16:25	08/30/23 16:57	1
Benzo[g,h,i]perylene	15	J	24	4.9	ug/Kg	☼	08/28/23 16:25	08/30/23 16:57	1
Benzo[k]fluoranthene	35		24	4.9	ug/Kg	☼	08/28/23 16:25	08/30/23 16:57	1
Butyl benzyl phthalate	ND		240	98	ug/Kg	☼	08/28/23 16:25	08/30/23 16:57	1
Caprolactam	ND		240	49	ug/Kg	☼	08/28/23 16:25	08/30/23 16:57	1
Carbazole	ND		54	24	ug/Kg	☼	08/28/23 16:25	08/30/23 16:57	1
Chrysene	70		24	4.9	ug/Kg	☼	08/28/23 16:25	08/30/23 16:57	1
Di-n-butyl phthalate	ND		240	98	ug/Kg	☼	08/28/23 16:25	08/30/23 16:57	1
Di-n-octyl phthalate	ND		240	98	ug/Kg	☼	08/28/23 16:25	08/30/23 16:57	1
Dibenz(a,h)anthracene	17	J	24	9.8	ug/Kg	☼	08/28/23 16:25	08/30/23 16:57	1
Dibenzofuran	110		54	24	ug/Kg	☼	08/28/23 16:25	08/30/23 16:57	1
Diethyl phthalate	ND		240	98	ug/Kg	☼	08/28/23 16:25	08/30/23 16:57	1
Dimethyl phthalate	ND		240	98	ug/Kg	☼	08/28/23 16:25	08/30/23 16:57	1
Fluoranthene	96		24	4.9	ug/Kg	☼	08/28/23 16:25	08/30/23 16:57	1
Fluorene	99		24	4.9	ug/Kg	☼	08/28/23 16:25	08/30/23 16:57	1
Hexachlorobenzene	190		24	9.8	ug/Kg	☼	08/28/23 16:25	08/30/23 16:57	1
Hexachlorobutadiene	32	J	73	29	ug/Kg	☼	08/28/23 16:25	08/30/23 16:57	1

Eurofins Lancaster Laboratories Environment Testing, LLC

Client Sample Results

Client: Integral Consulting Inc

NYSERDA FOIL Response, January 30, 2024 (R000359-122823)

PDF Page 280 of 526

Job ID: 410-140000-1

Project/Site: Solar Farm/Battery NY State

Client Sample ID: SS-9 (0.75-1)

Lab Sample ID: 410-140000-13

Date Collected: 08/22/23 11:45

Matrix: Solid

Date Received: 08/23/23 10:02

Percent Solids: 68.3

Method: SW846 8270E - Semivolatile Organic Compounds (GC/MS) (Continued)

Analyte	Result	Qualifier	RL	MDL	Unit	D	Prepared	Analyzed	Dil Fac
Hexachlorocyclopentadiene	ND	*+ cn	730	240	ug/Kg	☼	08/28/23 16:25	08/30/23 16:57	1
Hexachloroethane	ND		240	49	ug/Kg	☼	08/28/23 16:25	08/30/23 16:57	1
Indeno[1,2,3-cd]pyrene	18	J	24	5.9	ug/Kg	☼	08/28/23 16:25	08/30/23 16:57	1
Isophorone	ND		98	24	ug/Kg	☼	08/28/23 16:25	08/30/23 16:57	1
N-Nitrosodi-n-propylamine	ND		98	49	ug/Kg	☼	08/28/23 16:25	08/30/23 16:57	1
N-Nitrosodiphenylamine	ND		54	24	ug/Kg	☼	08/28/23 16:25	08/30/23 16:57	1
Naphthalene	45		24	9.8	ug/Kg	☼	08/28/23 16:25	08/30/23 16:57	1
Nitrobenzene	ND		54	24	ug/Kg	☼	08/28/23 16:25	08/30/23 16:57	1
Pentachlorophenol	ND		240	98	ug/Kg	☼	08/28/23 16:25	08/30/23 16:57	1
Phenanthrene	120		24	5.9	ug/Kg	☼	08/28/23 16:25	08/30/23 16:57	1
Phenol	ND		54	24	ug/Kg	☼	08/28/23 16:25	08/30/23 16:57	1
Pyrene	99		24	4.9	ug/Kg	☼	08/28/23 16:25	08/30/23 16:57	1
Bis(2-chloroethoxy)methane	ND		54	24	ug/Kg	☼	08/28/23 16:25	08/30/23 16:57	1
Bis(2-chloroethyl)ether	ND		54	24	ug/Kg	☼	08/28/23 16:25	08/30/23 16:57	1
Bis(2-ethylhexyl) phthalate	ND		240	98	ug/Kg	☼	08/28/23 16:25	08/30/23 16:57	1

Tentatively Identified Compound	Est. Result	Qualifier	Unit	D	RT	CAS No.	Prepared	Analyzed	Dil Fac
Unknown	1900	T J	ug/Kg	☼	3.16	N/A	08/28/23 16:25	08/30/23 16:57	1
Furfural	2600	T J N	ug/Kg	☼	3.71	98-01-1	08/28/23 16:25	08/30/23 16:57	1
Unknown	3400	T J B	ug/Kg	☼	3.82	N/A	08/28/23 16:25	08/30/23 16:57	1
2-Furanmethanol	1100	T J N	ug/Kg	☼	3.96	98-00-0	08/28/23 16:25	08/30/23 16:57	1
Unknown	1500	T J	ug/Kg	☼	4.02	N/A	08/28/23 16:25	08/30/23 16:57	1
3-Furancarboxylic acid	750	T J N	ug/Kg	☼	5.80	488-93-7	08/28/23 16:25	08/30/23 16:57	1
Unknown	820	T J	ug/Kg	☼	5.92	N/A	08/28/23 16:25	08/30/23 16:57	1
Unknown	1800	T J	ug/Kg	☼	6.08	N/A	08/28/23 16:25	08/30/23 16:57	1
n-Hexadecanoic acid	710	T J N	ug/Kg	☼	10.46	57-10-3	08/28/23 16:25	08/30/23 16:57	1
1-Nonadecene	770	T J N	ug/Kg	☼	12.39	18435-45-5	08/28/23 16:25	08/30/23 16:57	1
Ethanol, 2-(tetradecyloxy)-	1300	T J N	ug/Kg	☼	13.07	2136-70-1	08/28/23 16:25	08/30/23 16:57	1
Unknown	860	T J	ug/Kg	☼	13.29	N/A	08/28/23 16:25	08/30/23 16:57	1
9-Tricosene, (Z)-	1400	T J N	ug/Kg	☼	13.73	27519-02-4	08/28/23 16:25	08/30/23 16:57	1
Heptadecane, 9-hexyl-	640	T J N	ug/Kg	☼	14.38	55124-79-3	08/28/23 16:25	08/30/23 16:57	1
Unknown	630	T J	ug/Kg	☼	14.66	N/A	08/28/23 16:25	08/30/23 16:57	1

Surrogate	%Recovery	Qualifier	Limits	Prepared	Analyzed	Dil Fac
2,4,6-Tribromophenol (Surr)	71		10 - 138	08/28/23 16:25	08/30/23 16:57	1
2-Fluorobiphenyl (Surr)	69		37 - 120	08/28/23 16:25	08/30/23 16:57	1
2-Fluorophenol (Surr)	63		22 - 120	08/28/23 16:25	08/30/23 16:57	1
Nitrobenzene-d5 (Surr)	67		26 - 120	08/28/23 16:25	08/30/23 16:57	1
p-Terphenyl-d14 (Surr)	77		40 - 133	08/28/23 16:25	08/30/23 16:57	1
Phenol-d5 (Surr)	65		27 - 120	08/28/23 16:25	08/30/23 16:57	1

Method: SW846 6010D - Metals (ICP)

Analyte	Result	Qualifier	RL	MDL	Unit	D	Prepared	Analyzed	Dil Fac
Lithium	36		7.0	2.8	mg/Kg	☼	08/23/23 20:29	08/24/23 08:10	1

Method: SW846 6020B - Metals (ICP/MS)

Analyte	Result	Qualifier	RL	MDL	Unit	D	Prepared	Analyzed	Dil Fac
Aluminum	45000	^2	140	70	mg/Kg	☼	08/23/23 20:29	08/24/23 08:29	10
Antimony	ND		0.28	0.11	mg/Kg	☼	08/23/23 20:29	08/24/23 08:27	2
Arsenic	3.8		0.56	0.19	mg/Kg	☼	08/23/23 20:29	08/24/23 08:27	2

Eurofins Lancaster Laboratories Environment Testing, LLC

Client Sample Results

Client: Integral Consulting Inc

NYSERDA FOIL Response, January 30, 2024 (R000359-122823)

PDF Page 281 of 526

Job ID: 410-140000-1

Project/Site: Solar Farm/Battery NY State

Client Sample ID: SS-9 (0.75-1)

Lab Sample ID: 410-140000-13

Date Collected: 08/22/23 11:45

Matrix: Solid

Date Received: 08/23/23 10:02

Percent Solids: 68.3

Method: SW846 6020B - Metals (ICP/MS) (Continued)

Analyte	Result	Qualifier	RL	MDL	Unit	D	Prepared	Analyzed	Dil Fac
Barium	230		0.56	0.26	mg/Kg	☼	08/23/23 20:29	08/24/23 08:27	2
Beryllium	1.4		0.14	0.034	mg/Kg	☼	08/23/23 20:29	08/29/23 11:30	2
Cadmium	0.13	J	0.14	0.056	mg/Kg	☼	08/23/23 20:29	08/24/23 08:27	2
Calcium	2400		56	28	mg/Kg	☼	08/23/23 20:29	08/24/23 08:27	2
Chromium	59		0.56	0.27	mg/Kg	☼	08/23/23 20:29	08/24/23 08:27	2
Cobalt	15		0.28	0.11	mg/Kg	☼	08/23/23 20:29	08/24/23 08:27	2
Copper	18		0.56	0.25	mg/Kg	☼	08/23/23 20:29	08/24/23 08:27	2
Iron	46000	^2	140	65	mg/Kg	☼	08/23/23 20:29	08/24/23 08:29	10
Lead	18		0.28	0.11	mg/Kg	☼	08/23/23 20:29	08/24/23 08:27	2
Magnesium	9500		14	6.9	mg/Kg	☼	08/23/23 20:29	08/24/23 08:27	2
Manganese	840		0.56	0.28	mg/Kg	☼	08/23/23 20:29	08/24/23 08:27	2
Nickel	30		0.56	0.27	mg/Kg	☼	08/23/23 20:29	08/24/23 08:27	2
Potassium	6900		56	23	mg/Kg	☼	08/23/23 20:29	08/24/23 08:27	2
Selenium	0.55	J	0.56	0.14	mg/Kg	☼	08/23/23 20:29	08/24/23 08:27	2
Silver	0.10	J	0.14	0.057	mg/Kg	☼	08/23/23 20:29	08/24/23 08:27	2
Sodium	180		70	34	mg/Kg	☼	08/23/23 20:29	08/24/23 08:27	2
Thallium	0.43		0.14	0.055	mg/Kg	☼	08/23/23 20:29	08/24/23 08:27	2
Zinc	110		42	5.6	mg/Kg	☼	08/23/23 20:29	08/24/23 08:27	2
Vanadium	84		1.1	0.28	mg/Kg	☼	08/23/23 20:29	08/24/23 08:27	2

Method: SW846 7471B - Mercury (CVAA)

Analyte	Result	Qualifier	RL	MDL	Unit	D	Prepared	Analyzed	Dil Fac
Mercury	0.051	J	0.085	0.028	mg/Kg	☼	08/23/23 22:39	08/24/23 11:45	1

General Chemistry

Analyte	Result	Qualifier	RL	MDL	Unit	D	Prepared	Analyzed	Dil Fac
Percent Moisture (EPA Moisture)	31.7		1.0	1.0	%			08/23/23 17:11	1

Client Sample ID: SS-5 (0-0.25)

Lab Sample ID: 410-140000-14

Date Collected: 08/22/23 12:25

Matrix: Solid

Date Received: 08/23/23 10:02

Percent Solids: 88.2

Method: SW846 8260D - Volatile Organic Compounds by GC/MS

Analyte	Result	Qualifier	RL	MDL	Unit	D	Prepared	Analyzed	Dil Fac
1,1,1-Trichloroethane	ND		4.9	0.58	ug/Kg	☼	08/25/23 15:29	08/29/23 17:07	1
1,1,2-Trichloroethane	ND	F1	4.9	0.49	ug/Kg	☼	08/25/23 15:29	08/29/23 17:07	1
1,1-Dichloroethene	ND		4.9	0.49	ug/Kg	☼	08/25/23 15:29	08/29/23 17:07	1
1,2,4-Trichlorobenzene	ND	F1	9.7	4.9	ug/Kg	☼	08/25/23 15:29	08/29/23 17:07	1
1,2-Dichlorobenzene	ND	F1	4.9	0.68	ug/Kg	☼	08/25/23 15:29	08/29/23 17:07	1
1,2-Dichloroethane	ND		4.9	0.58	ug/Kg	☼	08/25/23 15:29	08/29/23 17:07	1
1,2-Dichloropropane	ND	F1	4.9	0.49	ug/Kg	☼	08/25/23 15:29	08/29/23 17:07	1
1,4-Dichlorobenzene	ND	F1	4.9	0.68	ug/Kg	☼	08/25/23 15:29	08/29/23 17:07	1
Benzene	ND	F1	4.9	0.49	ug/Kg	☼	08/25/23 15:29	08/29/23 17:07	1
Bromodichloromethane	ND		4.9	0.68	ug/Kg	☼	08/25/23 15:29	08/29/23 17:07	1
Bromoform	ND		9.7	4.9	ug/Kg	☼	08/25/23 15:29	08/29/23 17:07	1
Carbon tetrachloride	ND		4.9	0.68	ug/Kg	☼	08/25/23 15:29	08/29/23 17:07	1
Chlorobenzene	ND	F1	4.9	0.68	ug/Kg	☼	08/25/23 15:29	08/29/23 17:07	1
Chloroform	ND	F1	4.9	0.58	ug/Kg	☼	08/25/23 15:29	08/29/23 17:07	1
cis-1,2-Dichloroethene	ND		4.9	0.49	ug/Kg	☼	08/25/23 15:29	08/29/23 17:07	1
Dibromochloromethane	ND		4.9	0.49	ug/Kg	☼	08/25/23 15:29	08/29/23 17:07	1

Eurofins Lancaster Laboratories Environment Testing, LLC

Client Sample Results

Client: Integral Consulting Inc
 Project/Site: Solar Farm/Battery NY State

PDF Page 282 of 526
 Job ID: 410-140000-1

Client Sample ID: SS-5 (0-0.25)

Lab Sample ID: 410-140000-14

Date Collected: 08/22/23 12:25

Matrix: Solid

Date Received: 08/23/23 10:02

Percent Solids: 88.2

Method: SW846 8260D - Volatile Organic Compounds by GC/MS (Continued)

Analyte	Result	Qualifier	RL	MDL	Unit	D	Prepared	Analyzed	Dil Fac
Ethylbenzene	ND	F1	4.9	0.68	ug/Kg	☼	08/25/23 15:29	08/29/23 17:07	1
m&p-Xylene	ND	F1	4.9	1.9	ug/Kg	☼	08/25/23 15:29	08/29/23 17:07	1
Methylene Chloride	ND		4.9	1.9	ug/Kg	☼	08/25/23 15:29	08/29/23 17:07	1
o-Xylene	ND	F1	4.9	0.68	ug/Kg	☼	08/25/23 15:29	08/29/23 17:07	1
Styrene	ND	F1	4.9	0.68	ug/Kg	☼	08/25/23 15:29	08/29/23 17:07	1
Tetrachloroethene	ND	F1	4.9	0.68	ug/Kg	☼	08/25/23 15:29	08/29/23 17:07	1
Toluene	ND	F1	4.9	0.58	ug/Kg	☼	08/25/23 15:29	08/29/23 17:07	1
trans-1,2-Dichloroethene	ND	F1	4.9	0.49	ug/Kg	☼	08/25/23 15:29	08/29/23 17:07	1
Trichloroethene	ND	F1	4.9	0.49	ug/Kg	☼	08/25/23 15:29	08/29/23 17:07	1
Vinyl chloride	ND		4.9	0.58	ug/Kg	☼	08/25/23 15:29	08/29/23 17:07	1

Tentatively Identified Compound	Est. Result	Qualifier	Unit	D	RT	CAS No.	Prepared	Analyzed	Dil Fac
Pentane	9.1	J F2	ug/Kg	☼	2.68	109-66-0	08/25/23 15:29	08/29/23 17:07	1
Pentanal	12	T J N	ug/Kg	☼	8.08	110-62-3	08/25/23 15:29	08/29/23 17:07	1

Surrogate	%Recovery	Qualifier	Limits	Prepared	Analyzed	Dil Fac
4-Bromofluorobenzene (Surr)	95		50 - 131	08/25/23 15:29	08/29/23 17:07	1
1,2-Dichloroethane-d4 (Surr)	115		54 - 135	08/25/23 15:29	08/29/23 17:07	1
Dibromofluoromethane (Surr)	107		50 - 141	08/25/23 15:29	08/29/23 17:07	1
Toluene-d8 (Surr)	94		52 - 141	08/25/23 15:29	08/29/23 17:07	1

Method: SW846 8270E - Semivolatile Organic Compounds (GC/MS)

Analyte	Result	Qualifier	RL	MDL	Unit	D	Prepared	Analyzed	Dil Fac
1,1'-Biphenyl	ND		42	19	ug/Kg	☼	08/28/23 16:25	08/30/23 20:24	1
2,2'-oxybis[1-chloropropane]	ND		49	23	ug/Kg	☼	08/28/23 16:25	08/30/23 20:24	1
2,4,5-Trichlorophenol	ND		42	19	ug/Kg	☼	08/28/23 16:25	08/30/23 20:24	1
2,4,6-Trichlorophenol	ND		42	19	ug/Kg	☼	08/28/23 16:25	08/30/23 20:24	1
2,4-Dichlorophenol	ND		49	23	ug/Kg	☼	08/28/23 16:25	08/30/23 20:24	1
2,4-Dimethylphenol	ND		42	19	ug/Kg	☼	08/28/23 16:25	08/30/23 20:24	1
2,4-Dinitrophenol	ND		1100	190	ug/Kg	☼	08/28/23 16:25	08/30/23 20:24	1
2,4-Dinitrotoluene	ND		190	38	ug/Kg	☼	08/28/23 16:25	08/30/23 20:24	1
2,6-Dinitrotoluene	ND		42	19	ug/Kg	☼	08/28/23 16:25	08/30/23 20:24	1
2-Chloronaphthalene	ND		38	15	ug/Kg	☼	08/28/23 16:25	08/30/23 20:24	1
2-Chlorophenol	ND		42	19	ug/Kg	☼	08/28/23 16:25	08/30/23 20:24	1
2-Methylnaphthalene	ND		19	5.7	ug/Kg	☼	08/28/23 16:25	08/30/23 20:24	1
2-Methylphenol	ND		57	23	ug/Kg	☼	08/28/23 16:25	08/30/23 20:24	1
2-Nitroaniline	ND		57	19	ug/Kg	☼	08/28/23 16:25	08/30/23 20:24	1
2-Nitrophenol	ND		57	23	ug/Kg	☼	08/28/23 16:25	08/30/23 20:24	1
3,3'-Dichlorobenzidine	ND	F2	190	38	ug/Kg	☼	08/28/23 16:25	08/30/23 20:24	1
3-Nitroaniline	ND	F2	190	38	ug/Kg	☼	08/28/23 16:25	08/30/23 20:24	1
4,6-Dinitro-2-methylphenol	ND		570	190	ug/Kg	☼	08/28/23 16:25	08/30/23 20:24	1
4-Bromophenyl phenyl ether	ND		42	19	ug/Kg	☼	08/28/23 16:25	08/30/23 20:24	1
4-Chloro-3-methylphenol	ND		57	23	ug/Kg	☼	08/28/23 16:25	08/30/23 20:24	1
4-Chloroaniline	ND		190	38	ug/Kg	☼	08/28/23 16:25	08/30/23 20:24	1
4-Chlorophenyl phenyl ether	ND		42	19	ug/Kg	☼	08/28/23 16:25	08/30/23 20:24	1
4-Methylphenol	ND		57	19	ug/Kg	☼	08/28/23 16:25	08/30/23 20:24	1
4-Nitroaniline	ND	F1	190	38	ug/Kg	☼	08/28/23 16:25	08/30/23 20:24	1
4-Nitrophenol	ND		570	190	ug/Kg	☼	08/28/23 16:25	08/30/23 20:24	1
Acenaphthene	ND		19	3.8	ug/Kg	☼	08/28/23 16:25	08/30/23 20:24	1
Acenaphthylene	ND		19	4.5	ug/Kg	☼	08/28/23 16:25	08/30/23 20:24	1

Eurofins Lancaster Laboratories Environment Testing, LLC

Client Sample Results

Client: Integral Consulting Inc

NYSERDA FOIL Response, January 30, 2024 (R000359-122823)

PDF Page 283 of 526

Job ID: 410-140000-1

Project/Site: Solar Farm/Battery NY State

Client Sample ID: SS-5 (0-0.25)

Lab Sample ID: 410-140000-14

Date Collected: 08/22/23 12:25

Matrix: Solid

Date Received: 08/23/23 10:02

Percent Solids: 88.2

Method: SW846 8270E - Semivolatile Organic Compounds (GC/MS) (Continued)

Analyte	Result	Qualifier	RL	MDL	Unit	D	Prepared	Analyzed	Dil Fac
Acetophenone	ND		57	19	ug/Kg	☼	08/28/23 16:25	08/30/23 20:24	1
Anthracene	4.2	J	19	3.8	ug/Kg	☼	08/28/23 16:25	08/30/23 20:24	1
Atrazine	ND		190	76	ug/Kg	☼	08/28/23 16:25	08/30/23 20:24	1
Benzaldehyde	ND		190	38	ug/Kg	☼	08/28/23 16:25	08/30/23 20:24	1
Benzo[a]anthracene	5.0	J	19	3.8	ug/Kg	☼	08/28/23 16:25	08/30/23 20:24	1
Benzo[a]pyrene	ND		19	3.8	ug/Kg	☼	08/28/23 16:25	08/30/23 20:24	1
Benzo[b]fluoranthene	7.2	J	19	3.8	ug/Kg	☼	08/28/23 16:25	08/30/23 20:24	1
Benzo[g,h,i]perylene	ND		19	3.8	ug/Kg	☼	08/28/23 16:25	08/30/23 20:24	1
Benzo[k]fluoranthene	ND		19	3.8	ug/Kg	☼	08/28/23 16:25	08/30/23 20:24	1
Butyl benzyl phthalate	ND		190	76	ug/Kg	☼	08/28/23 16:25	08/30/23 20:24	1
Caprolactam	ND		190	38	ug/Kg	☼	08/28/23 16:25	08/30/23 20:24	1
Carbazole	ND		42	19	ug/Kg	☼	08/28/23 16:25	08/30/23 20:24	1
Chrysene	8.5	J	19	3.8	ug/Kg	☼	08/28/23 16:25	08/30/23 20:24	1
Di-n-butyl phthalate	ND		190	76	ug/Kg	☼	08/28/23 16:25	08/30/23 20:24	1
Di-n-octyl phthalate	ND		190	76	ug/Kg	☼	08/28/23 16:25	08/30/23 20:24	1
Dibenz(a,h)anthracene	ND		19	7.6	ug/Kg	☼	08/28/23 16:25	08/30/23 20:24	1
Dibenzofuran	ND		42	19	ug/Kg	☼	08/28/23 16:25	08/30/23 20:24	1
Diethyl phthalate	ND		190	76	ug/Kg	☼	08/28/23 16:25	08/30/23 20:24	1
Dimethyl phthalate	ND		190	76	ug/Kg	☼	08/28/23 16:25	08/30/23 20:24	1
Fluoranthene	14	J	19	3.8	ug/Kg	☼	08/28/23 16:25	08/30/23 20:24	1
Fluorene	ND		19	3.8	ug/Kg	☼	08/28/23 16:25	08/30/23 20:24	1
Hexachlorobenzene	ND		19	7.6	ug/Kg	☼	08/28/23 16:25	08/30/23 20:24	1
Hexachlorobutadiene	ND		57	23	ug/Kg	☼	08/28/23 16:25	08/30/23 20:24	1
Hexachlorocyclopentadiene	ND	*+ F1 cn	570	190	ug/Kg	☼	08/28/23 16:25	08/30/23 20:24	1
Hexachloroethane	ND		190	38	ug/Kg	☼	08/28/23 16:25	08/30/23 20:24	1
Indeno[1,2,3-cd]pyrene	ND		19	4.5	ug/Kg	☼	08/28/23 16:25	08/30/23 20:24	1
Isophorone	ND		76	19	ug/Kg	☼	08/28/23 16:25	08/30/23 20:24	1
N-Nitrosodi-n-propylamine	ND		76	38	ug/Kg	☼	08/28/23 16:25	08/30/23 20:24	1
N-Nitrosodiphenylamine	ND		42	19	ug/Kg	☼	08/28/23 16:25	08/30/23 20:24	1
Naphthalene	ND		19	7.6	ug/Kg	☼	08/28/23 16:25	08/30/23 20:24	1
Nitrobenzene	ND		42	19	ug/Kg	☼	08/28/23 16:25	08/30/23 20:24	1
Pentachlorophenol	ND		190	76	ug/Kg	☼	08/28/23 16:25	08/30/23 20:24	1
Phenanthrene	13	J	19	4.5	ug/Kg	☼	08/28/23 16:25	08/30/23 20:24	1
Phenol	ND		42	19	ug/Kg	☼	08/28/23 16:25	08/30/23 20:24	1
Pyrene	12	J	19	3.8	ug/Kg	☼	08/28/23 16:25	08/30/23 20:24	1
Bis(2-chloroethoxy)methane	ND		42	19	ug/Kg	☼	08/28/23 16:25	08/30/23 20:24	1
Bis(2-chloroethyl)ether	ND		42	19	ug/Kg	☼	08/28/23 16:25	08/30/23 20:24	1
Bis(2-ethylhexyl) phthalate	ND		190	76	ug/Kg	☼	08/28/23 16:25	08/30/23 20:24	1

Tentatively Identified Compound	Est. Result	Qualifier	Unit	D	RT	CAS No.	Prepared	Analyzed	Dil Fac
Unknown	3800	T J	ug/Kg	☼	3.77	N/A	08/28/23 16:25	08/30/23 20:24	1
Unknown	560	T J	ug/Kg	☼	9.52	N/A	08/28/23 16:25	08/30/23 20:24	1
Hexadecenoic acid, Z-11-	880	T J N	ug/Kg	☼	10.38	2416-20-8	08/28/23 16:25	08/30/23 20:24	1
9-Octadecenoic acid, (E)-	770	T J N	ug/Kg	☼	11.10	112-79-8	08/28/23 16:25	08/30/23 20:24	1
Unknown	1300	T J	ug/Kg	☼	13.02	N/A	08/28/23 16:25	08/30/23 20:24	1
Heneicosanoic acid	700	T J N	ug/Kg	☼	13.24	2363-71-5	08/28/23 16:25	08/30/23 20:24	1
Ethanol, 2-(tetradecyloxy)-	4000	T J N	ug/Kg	☼	13.67	2136-70-1	08/28/23 16:25	08/30/23 20:24	1
Octadecanal	1100	T J N	ug/Kg	☼	14.13	638-66-4	08/28/23 16:25	08/30/23 20:24	1
Heneicosane	1300	T J N	ug/Kg	☼	14.32	629-94-7	08/28/23 16:25	08/30/23 20:24	1
1-Hexacosanol	1900	T J N	ug/Kg	☼	14.35	506-52-5	08/28/23 16:25	08/30/23 20:24	1

Eurofins Lancaster Laboratories Environment Testing, LLC

Client Sample Results

Client: Integral Consulting Inc

NYSERDA FOIL Response, January 30, 2024 (R000359-122823)

PDF Page 284 of 526

Job ID: 410-140000-1

Project/Site: Solar Farm/Battery NY State

Client Sample ID: SS-5 (0-0.25)

Lab Sample ID: 410-140000-14

Date Collected: 08/22/23 12:25

Matrix: Solid

Date Received: 08/23/23 10:02

Percent Solids: 88.2

Method: SW846 8270E - Semivolatile Organic Compounds (GC/MS) (Continued)

Tentatively Identified Compound	Est. Result	Qualifier	Unit	D	RT	CAS No.	Prepared	Analyzed	Dil Fac
Unknown	1100	T J	ug/Kg	☼	14.85	N/A	08/28/23 16:25	08/30/23 20:24	1
Ergost-7-en-3-ol, (3.beta.)-	1000	T J N	ug/Kg	☼	14.95	26047-31-4	08/28/23 16:25	08/30/23 20:24	1
Unknown	640	T J	ug/Kg	☼	15.06	N/A	08/28/23 16:25	08/30/23 20:24	1
5-Eicosene, (E)-	840	T J N	ug/Kg	☼	15.14	74685-30-6	08/28/23 16:25	08/30/23 20:24	1
.gamma.-Sitosterol	2100	T J N	ug/Kg	☼	15.33	83-47-6	08/28/23 16:25	08/30/23 20:24	1

Surrogate	%Recovery	Qualifier	Limits	Prepared	Analyzed	Dil Fac
2,4,6-Tribromophenol (Surr)	76		10 - 138	08/28/23 16:25	08/30/23 20:24	1
2-Fluorobiphenyl (Surr)	76		37 - 120	08/28/23 16:25	08/30/23 20:24	1
2-Fluorophenol (Surr)	71		22 - 120	08/28/23 16:25	08/30/23 20:24	1
Nitrobenzene-d5 (Surr)	73		26 - 120	08/28/23 16:25	08/30/23 20:24	1
p-Terphenyl-d14 (Surr)	87		40 - 133	08/28/23 16:25	08/30/23 20:24	1
Phenol-d5 (Surr)	75		27 - 120	08/28/23 16:25	08/30/23 20:24	1

Method: SW846 6010D - Metals (ICP)

Analyte	Result	Qualifier	RL	MDL	Unit	D	Prepared	Analyzed	Dil Fac
Lithium	28		5.4	2.2	mg/Kg	☼	08/23/23 20:29	08/24/23 07:40	1

Method: SW846 6020B - Metals (ICP/MS)

Analyte	Result	Qualifier	RL	MDL	Unit	D	Prepared	Analyzed	Dil Fac
Aluminum	23000		110	53	mg/Kg	☼	08/23/23 20:29	08/24/23 07:27	10
Antimony	0.25	F1	0.22	0.086	mg/Kg	☼	08/23/23 20:29	08/24/23 07:25	2
Arsenic	3.0		0.43	0.14	mg/Kg	☼	08/23/23 20:29	08/24/23 07:25	2
Barium	180	F1	2.2	0.99	mg/Kg	☼	08/23/23 20:29	08/24/23 07:27	10
Beryllium	1.2	B	0.11	0.026	mg/Kg	☼	08/23/23 20:29	08/24/23 07:25	2
Cadmium	0.12		0.11	0.043	mg/Kg	☼	08/23/23 20:29	08/24/23 07:25	2
Calcium	15000	F2	43	21	mg/Kg	☼	08/23/23 20:29	08/24/23 07:25	2
Chromium	37		0.43	0.21	mg/Kg	☼	08/23/23 20:29	08/24/23 07:25	2
Cobalt	13		0.22	0.086	mg/Kg	☼	08/23/23 20:29	08/24/23 07:25	2
Copper	22		0.43	0.19	mg/Kg	☼	08/23/23 20:29	08/24/23 07:25	2
Iron	26000		110	50	mg/Kg	☼	08/23/23 20:29	08/24/23 07:27	10
Lead	12		0.22	0.082	mg/Kg	☼	08/23/23 20:29	08/24/23 07:25	2
Magnesium	10000		11	5.3	mg/Kg	☼	08/23/23 20:29	08/24/23 07:25	2
Manganese	540		0.43	0.22	mg/Kg	☼	08/23/23 20:29	08/24/23 07:25	2
Nickel	25		0.43	0.21	mg/Kg	☼	08/23/23 20:29	08/24/23 07:25	2
Potassium	5300		43	17	mg/Kg	☼	08/23/23 20:29	08/24/23 07:25	2
Selenium	0.15	J	0.43	0.11	mg/Kg	☼	08/23/23 20:29	08/24/23 07:25	2
Silver	0.052	J	0.11	0.044	mg/Kg	☼	08/23/23 20:29	08/24/23 07:25	2
Sodium	320		54	26	mg/Kg	☼	08/23/23 20:29	08/24/23 07:25	2
Thallium	0.30		0.11	0.042	mg/Kg	☼	08/23/23 20:29	08/24/23 07:25	2
Zinc	74		32	4.3	mg/Kg	☼	08/23/23 20:29	08/24/23 07:25	2
Vanadium	55	F1	0.86	0.22	mg/Kg	☼	08/23/23 20:29	08/24/23 07:25	2

Method: SW846 7471B - Mercury (CVAA)

Analyte	Result	Qualifier	RL	MDL	Unit	D	Prepared	Analyzed	Dil Fac
Mercury	0.023	J	0.067	0.022	mg/Kg	☼	08/23/23 22:39	08/24/23 11:02	1

General Chemistry

Analyte	Result	Qualifier	RL	MDL	Unit	D	Prepared	Analyzed	Dil Fac
Percent Moisture (EPA Moisture)	11.8		1.0	1.0	%			08/23/23 17:11	1

Client Sample Results

Client: Integral Consulting Inc

NYSERDA FOIL Response, January 30, 2024 (R000359-122823)

PDF Page 285 of 526

Job ID: 410-140000-1

Project/Site: Solar Farm/Battery NY State

Client Sample ID: TB2-20230822

Lab Sample ID: 410-140000-15

Date Collected: 08/22/23 00:00

Matrix: Water

Date Received: 08/23/23 10:02

Method: SW846 8260D - Volatile Organic Compounds by GC/MS

Analyte	Result	Qualifier	RL	MDL	Unit	D	Prepared	Analyzed	Dil Fac
1,1,1-Trichloroethane	ND		1.0	0.30	ug/L			08/29/23 01:28	1
1,1,2-Trichloroethane	ND		1.0	0.30	ug/L			08/29/23 01:28	1
1,1-Dichloroethene	ND		1.0	0.30	ug/L			08/29/23 01:28	1
1,2,4-Trichlorobenzene	ND		5.0	0.30	ug/L			08/29/23 01:28	1
1,2-Dichlorobenzene	ND		5.0	0.20	ug/L			08/29/23 01:28	1
1,2-Dichloroethane	ND		1.0	0.30	ug/L			08/29/23 01:28	1
1,2-Dichloropropane	ND		1.0	0.30	ug/L			08/29/23 01:28	1
1,4-Dichlorobenzene	ND		5.0	0.30	ug/L			08/29/23 01:28	1
Benzene	ND		1.0	0.30	ug/L			08/29/23 01:28	1
Bromodichloromethane	ND		1.0	0.20	ug/L			08/29/23 01:28	1
Bromoform	ND		4.0	1.0	ug/L			08/29/23 01:28	1
Carbon tetrachloride	ND		1.0	0.30	ug/L			08/29/23 01:28	1
Chlorobenzene	ND		1.0	0.30	ug/L			08/29/23 01:28	1
Chloroform	ND		1.0	0.30	ug/L			08/29/23 01:28	1
cis-1,2-Dichloroethene	ND		1.0	0.30	ug/L			08/29/23 01:28	1
Dibromochloromethane	ND		1.0	0.20	ug/L			08/29/23 01:28	1
Ethylbenzene	ND		1.0	0.40	ug/L			08/29/23 01:28	1
m&p-Xylene	ND		5.0	2.0	ug/L			08/29/23 01:28	1
Methylene Chloride	ND		1.0	0.30	ug/L			08/29/23 01:28	1
o-Xylene	ND		1.0	0.40	ug/L			08/29/23 01:28	1
Styrene	ND		5.0	0.30	ug/L			08/29/23 01:28	1
Tetrachloroethene	ND		1.0	0.30	ug/L			08/29/23 01:28	1
Toluene	ND		1.0	0.30	ug/L			08/29/23 01:28	1
trans-1,2-Dichloroethene	ND		2.0	0.70	ug/L			08/29/23 01:28	1
Trichloroethene	ND		1.0	0.30	ug/L			08/29/23 01:28	1
Vinyl chloride	ND	cn	1.0	0.30	ug/L			08/29/23 01:28	1
<i>Tentatively Identified Compound</i>	<i>Est. Result</i>	<i>Qualifier</i>	<i>Unit</i>	<i>D</i>	<i>RT</i>	<i>CAS No.</i>	<i>Prepared</i>	<i>Analyzed</i>	<i>Dil Fac</i>
<i>Tentatively Identified Compound</i>	<i>None</i>		<i>ug/L</i>			<i>N/A</i>		<i>08/29/23 01:28</i>	<i>1</i>
<i>Surrogate</i>	<i>%Recovery</i>	<i>Qualifier</i>	<i>Limits</i>				<i>Prepared</i>	<i>Analyzed</i>	<i>Dil Fac</i>
<i>1,2-Dichloroethane-d4 (Surr)</i>	<i>108</i>		<i>80 - 120</i>					<i>08/29/23 01:28</i>	<i>1</i>
<i>4-Bromofluorobenzene (Surr)</i>	<i>98</i>		<i>80 - 120</i>					<i>08/29/23 01:28</i>	<i>1</i>
<i>Dibromofluoromethane (Surr)</i>	<i>104</i>		<i>80 - 120</i>					<i>08/29/23 01:28</i>	<i>1</i>
<i>Toluene-d8 (Surr)</i>	<i>92</i>		<i>80 - 120</i>					<i>08/29/23 01:28</i>	<i>1</i>

Client Sample ID: EB1-20230822

Lab Sample ID: 410-140000-16

Date Collected: 08/22/23 14:00

Matrix: Water

Date Received: 08/23/23 10:02

Method: SW846 8260D - Volatile Organic Compounds by GC/MS

Analyte	Result	Qualifier	RL	MDL	Unit	D	Prepared	Analyzed	Dil Fac
1,1,1-Trichloroethane	ND		1.0	0.30	ug/L			08/29/23 01:51	1
1,1,2-Trichloroethane	ND		1.0	0.30	ug/L			08/29/23 01:51	1
1,1-Dichloroethene	ND		1.0	0.30	ug/L			08/29/23 01:51	1
1,2,4-Trichlorobenzene	ND		5.0	0.30	ug/L			08/29/23 01:51	1
1,2-Dichlorobenzene	ND		5.0	0.20	ug/L			08/29/23 01:51	1
1,2-Dichloroethane	ND		1.0	0.30	ug/L			08/29/23 01:51	1
1,2-Dichloropropane	ND		1.0	0.30	ug/L			08/29/23 01:51	1
1,4-Dichlorobenzene	ND		5.0	0.30	ug/L			08/29/23 01:51	1

Eurofins Lancaster Laboratories Environment Testing, LLC

Client Sample Results

Client: Integral Consulting Inc

NYSERDA FOIL Response, January 30, 2024 (R000359-122823)

PDF Page 286 of 526

Job ID: 410-140000-1

Project/Site: Solar Farm/Battery NY State

Client Sample ID: EB1-20230822

Lab Sample ID: 410-140000-16

Date Collected: 08/22/23 14:00

Matrix: Water

Date Received: 08/23/23 10:02

Method: SW846 8260D - Volatile Organic Compounds by GC/MS (Continued)

Analyte	Result	Qualifier	RL	MDL	Unit	D	Prepared	Analyzed	Dil Fac
Benzene	ND		1.0	0.30	ug/L			08/29/23 01:51	1
Bromodichloromethane	ND		1.0	0.20	ug/L			08/29/23 01:51	1
Bromoform	ND		4.0	1.0	ug/L			08/29/23 01:51	1
Carbon tetrachloride	ND		1.0	0.30	ug/L			08/29/23 01:51	1
Chlorobenzene	ND		1.0	0.30	ug/L			08/29/23 01:51	1
Chloroform	ND		1.0	0.30	ug/L			08/29/23 01:51	1
cis-1,2-Dichloroethene	ND		1.0	0.30	ug/L			08/29/23 01:51	1
Dibromochloromethane	ND		1.0	0.20	ug/L			08/29/23 01:51	1
Ethylbenzene	ND		1.0	0.40	ug/L			08/29/23 01:51	1
m&p-Xylene	ND		5.0	2.0	ug/L			08/29/23 01:51	1
Methylene Chloride	ND		1.0	0.30	ug/L			08/29/23 01:51	1
o-Xylene	ND		1.0	0.40	ug/L			08/29/23 01:51	1
Styrene	ND		5.0	0.30	ug/L			08/29/23 01:51	1
Tetrachloroethene	ND		1.0	0.30	ug/L			08/29/23 01:51	1
Toluene	ND		1.0	0.30	ug/L			08/29/23 01:51	1
trans-1,2-Dichloroethene	ND		2.0	0.70	ug/L			08/29/23 01:51	1
Trichloroethene	ND		1.0	0.30	ug/L			08/29/23 01:51	1
Vinyl chloride	ND	cn	1.0	0.30	ug/L			08/29/23 01:51	1

Tentatively Identified Compound	Est. Result	Qualifier	Unit	D	RT	CAS No.	Prepared	Analyzed	Dil Fac
Tentatively Identified Compound	None		ug/L			N/A		08/29/23 01:51	1

Surrogate	%Recovery	Qualifier	Limits	Prepared	Analyzed	Dil Fac
1,2-Dichloroethane-d4 (Surr)	104		80 - 120		08/29/23 01:51	1
4-Bromofluorobenzene (Surr)	95		80 - 120		08/29/23 01:51	1
Dibromofluoromethane (Surr)	102		80 - 120		08/29/23 01:51	1
Toluene-d8 (Surr)	94		80 - 120		08/29/23 01:51	1

Method: SW846 8270E - Semivolatile Organic Compounds (GC/MS)

Analyte	Result	Qualifier	RL	MDL	Unit	D	Prepared	Analyzed	Dil Fac
1,1'-Biphenyl	ND		2.1	0.52	ug/L		08/28/23 08:34	08/28/23 22:24	1
2,2'-oxybis[1-chloropropane]	ND		2.1	0.52	ug/L		08/28/23 08:34	08/28/23 22:24	1
2,4,5-Trichlorophenol	ND		2.1	0.52	ug/L		08/28/23 08:34	08/28/23 22:24	1
2,4,6-Trichlorophenol	ND		2.1	0.52	ug/L		08/28/23 08:34	08/28/23 22:24	1
2,4-Dichlorophenol	ND		2.1	0.52	ug/L		08/28/23 08:34	08/28/23 22:24	1
2,4-Dimethylphenol	ND		10	3.1	ug/L		08/28/23 08:34	08/28/23 22:24	1
2,4-Dinitrophenol	ND		31	15	ug/L		08/28/23 08:34	08/28/23 22:24	1
2,4-Dinitrotoluene	ND		5.2	1.0	ug/L		08/28/23 08:34	08/28/23 22:24	1
2,6-Dinitrotoluene	ND		2.1	0.52	ug/L		08/28/23 08:34	08/28/23 22:24	1
2-Chloronaphthalene	ND		1.0	0.42	ug/L		08/28/23 08:34	08/28/23 22:24	1
2-Chlorophenol	ND		2.1	0.52	ug/L		08/28/23 08:34	08/28/23 22:24	1
2-Methylnaphthalene	ND		0.52	0.10	ug/L		08/28/23 08:34	08/28/23 22:24	1
2-Methylphenol	ND		2.1	0.52	ug/L		08/28/23 08:34	08/28/23 22:24	1
2-Nitroaniline	ND		5.2	1.0	ug/L		08/28/23 08:34	08/28/23 22:24	1
2-Nitrophenol	ND		5.2	1.0	ug/L		08/28/23 08:34	08/28/23 22:24	1
3,3'-Dichlorobenzidine	ND		10	4.2	ug/L		08/28/23 08:34	08/28/23 22:24	1
3-Nitroaniline	ND		5.2	2.1	ug/L		08/28/23 08:34	08/28/23 22:24	1
4,6-Dinitro-2-methylphenol	ND		22	8.3	ug/L		08/28/23 08:34	08/28/23 22:24	1
4-Bromophenyl phenyl ether	ND		2.1	0.52	ug/L		08/28/23 08:34	08/28/23 22:24	1
4-Chloro-3-methylphenol	ND		5.2	1.0	ug/L		08/28/23 08:34	08/28/23 22:24	1

Eurofins Lancaster Laboratories Environment Testing, LLC

Client Sample Results

Client: Integral Consulting Inc

NYSERDA FOIL Response, January 30, 2024 (R000359-122823)

PDF Page 287 of 526

Job ID: 410-140000-1

Project/Site: Solar Farm/Battery NY State

Client Sample ID: EB1-20230822

Lab Sample ID: 410-140000-16

Date Collected: 08/22/23 14:00

Matrix: Water

Date Received: 08/23/23 10:02

Method: SW846 8270E - Semivolatile Organic Compounds (GC/MS) (Continued)

Analyte	Result	Qualifier	RL	MDL	Unit	D	Prepared	Analyzed	Dil Fac
4-Chloroaniline	ND		10	4.2	ug/L		08/28/23 08:34	08/28/23 22:24	1
4-Chlorophenyl phenyl ether	ND		2.1	0.52	ug/L		08/28/23 08:34	08/28/23 22:24	1
4-Methylphenol	ND		2.1	0.52	ug/L		08/28/23 08:34	08/28/23 22:24	1
4-Nitroaniline	ND		3.1	0.94	ug/L		08/28/23 08:34	08/28/23 22:24	1
4-Nitrophenol	ND		31	10	ug/L		08/28/23 08:34	08/28/23 22:24	1
Acenaphthene	ND		0.52	0.10	ug/L		08/28/23 08:34	08/28/23 22:24	1
Acenaphthylene	ND		0.52	0.10	ug/L		08/28/23 08:34	08/28/23 22:24	1
Acetophenone	ND		5.2	1.0	ug/L		08/28/23 08:34	08/28/23 22:24	1
Anthracene	ND		0.52	0.10	ug/L		08/28/23 08:34	08/28/23 22:24	1
Atrazine	ND		5.2	1.0	ug/L		08/28/23 08:34	08/28/23 22:24	1
Benzaldehyde	ND		5.2	1.0	ug/L		08/28/23 08:34	08/28/23 22:24	1
Benzo[a]anthracene	ND		0.52	0.10	ug/L		08/28/23 08:34	08/28/23 22:24	1
Benzo[a]pyrene	ND		0.52	0.11	ug/L		08/28/23 08:34	08/28/23 22:24	1
Benzo[b]fluoranthene	ND		0.52	0.10	ug/L		08/28/23 08:34	08/28/23 22:24	1
Benzo[g,h,i]perylene	ND		0.52	0.10	ug/L		08/28/23 08:34	08/28/23 22:24	1
Benzo[k]fluoranthene	ND		0.52	0.10	ug/L		08/28/23 08:34	08/28/23 22:24	1
Bis(2-chloroethoxy)methane	ND		2.1	0.52	ug/L		08/28/23 08:34	08/28/23 22:24	1
Bis(2-chloroethyl)ether	ND		2.1	0.52	ug/L		08/28/23 08:34	08/28/23 22:24	1
Bis(2-ethylhexyl) phthalate	ND		5.2	2.1	ug/L		08/28/23 08:34	08/28/23 22:24	1
Butyl benzyl phthalate	ND		5.2	2.1	ug/L		08/28/23 08:34	08/28/23 22:24	1
Caprolactam	ND		7.3	3.1	ug/L		08/28/23 08:34	08/28/23 22:24	1
Carbazole	ND		2.1	0.52	ug/L		08/28/23 08:34	08/28/23 22:24	1
Chrysene	ND		0.52	0.10	ug/L		08/28/23 08:34	08/28/23 22:24	1
Di-n-butyl phthalate	ND		5.2	2.1	ug/L		08/28/23 08:34	08/28/23 22:24	1
Di-n-octyl phthalate	ND		11	5.2	ug/L		08/28/23 08:34	08/28/23 22:24	1
Dibenz(a,h)anthracene	ND		0.52	0.10	ug/L		08/28/23 08:34	08/28/23 22:24	1
Dibenzofuran	ND		2.1	0.52	ug/L		08/28/23 08:34	08/28/23 22:24	1
Diethyl phthalate	ND		5.2	2.1	ug/L		08/28/23 08:34	08/28/23 22:24	1
Dimethyl phthalate	ND		5.2	2.1	ug/L		08/28/23 08:34	08/28/23 22:24	1
Fluoranthene	ND		0.52	0.10	ug/L		08/28/23 08:34	08/28/23 22:24	1
Fluorene	ND		0.52	0.13	ug/L		08/28/23 08:34	08/28/23 22:24	1
Hexachlorobenzene	ND		0.52	0.11	ug/L		08/28/23 08:34	08/28/23 22:24	1
Hexachlorobutadiene	ND		2.1	0.52	ug/L		08/28/23 08:34	08/28/23 22:24	1
Hexachlorocyclopentadiene	ND		11	5.2	ug/L		08/28/23 08:34	08/28/23 22:24	1
Hexachloroethane	ND		5.2	0.52	ug/L		08/28/23 08:34	08/28/23 22:24	1
Indeno[1,2,3-cd]pyrene	ND		0.52	0.11	ug/L		08/28/23 08:34	08/28/23 22:24	1
Isophorone	ND		2.1	0.52	ug/L		08/28/23 08:34	08/28/23 22:24	1
N-Nitrosodi-n-propylamine	ND		2.1	0.52	ug/L		08/28/23 08:34	08/28/23 22:24	1
N-Nitrosodiphenylamine	ND		2.1	0.52	ug/L		08/28/23 08:34	08/28/23 22:24	1
Naphthalene	ND		0.52	0.10	ug/L		08/28/23 08:34	08/28/23 22:24	1
Nitrobenzene	ND		2.1	0.52	ug/L		08/28/23 08:34	08/28/23 22:24	1
Pentachlorophenol	ND	*+ cn	5.2	1.0	ug/L		08/28/23 08:34	08/28/23 22:24	1
Phenanthrene	ND		0.52	0.11	ug/L		08/28/23 08:34	08/28/23 22:24	1
Phenol	ND		2.1	0.52	ug/L		08/28/23 08:34	08/28/23 22:24	1
Pyrene	ND		0.52	0.10	ug/L		08/28/23 08:34	08/28/23 22:24	1

Tentatively Identified Compound	Est. Result	Qualifier	Unit	D	RT	CAS No.	Prepared	Analyzed	Dil Fac
Unknown	7.2	T J B	ug/L		1.26	N/A	08/28/23 08:34	08/28/23 22:24	1
Unknown	4.3	T J	ug/L		2.01	N/A	08/28/23 08:34	08/28/23 22:24	1
Unknown	5.2	T J B	ug/L		3.11	N/A	08/28/23 08:34	08/28/23 22:24	1

Eurofins Lancaster Laboratories Environment Testing, LLC

Client Sample Results

Client: Integral Consulting Inc

NYSERDA FOIL Response, January 30, 2024 (R000359-122823)

PDF Page 288 of 526

Job ID: 410-140000-1

Project/Site: Solar Farm/Battery NY State

Client Sample ID: EB1-20230822

Lab Sample ID: 410-140000-16

Date Collected: 08/22/23 14:00

Matrix: Water

Date Received: 08/23/23 10:02

Method: SW846 8270E - Semivolatile Organic Compounds (GC/MS) (Continued)

Tentatively Identified Compound	Est. Result	Qualifier	Unit	D	RT	CAS No.	Prepared	Analyzed	Dil Fac
Unknown	20	T J B	ug/L		3.44	N/A	08/28/23 08:34	08/28/23 22:24	1
Unknown	6.8	T J B	ug/L		3.55	N/A	08/28/23 08:34	08/28/23 22:24	1
Unknown	10	T J B	ug/L		3.71	N/A	08/28/23 08:34	08/28/23 22:24	1
Surrogate	%Recovery	Qualifier	Limits				Prepared	Analyzed	Dil Fac
2-Fluorobiphenyl (Surr)	64		44 - 120				08/28/23 08:34	08/28/23 22:24	1
2-Fluorophenol (Surr)	42		10 - 120				08/28/23 08:34	08/28/23 22:24	1
Nitrobenzene-d5 (Surr)	77		31 - 120				08/28/23 08:34	08/28/23 22:24	1
p-Terphenyl-d14 (Surr)	65		30 - 125				08/28/23 08:34	08/28/23 22:24	1
2,4,6-Tribromophenol (Surr)	72		13 - 138				08/28/23 08:34	08/28/23 22:24	1
Phenol-d5 (Surr)	31		10 - 120				08/28/23 08:34	08/28/23 22:24	1

Method: SW846 6010D - Metals (ICP) - Total Recoverable

Analyte	Result	Qualifier	RL	MDL	Unit	D	Prepared	Analyzed	Dil Fac
Lithium	ND		0.050	0.011	mg/L		08/24/23 00:56	08/24/23 18:28	1

Method: SW846 6020B - Metals (ICP/MS) - Total Recoverable

Analyte	Result	Qualifier	RL	MDL	Unit	D	Prepared	Analyzed	Dil Fac
Aluminum	29		25	12	ug/L		08/24/23 00:56	08/30/23 08:28	1
Antimony	ND		1.0	0.20	ug/L		08/24/23 00:56	08/28/23 19:54	1
Arsenic	ND		2.0	0.68	ug/L		08/24/23 00:56	08/28/23 19:54	1
Barium	2.2		2.0	0.75	ug/L		08/24/23 00:56	08/30/23 08:28	1
Beryllium	ND		0.50	0.12	ug/L		08/24/23 00:56	08/30/23 08:28	1
Cadmium	ND		0.50	0.15	ug/L		08/24/23 00:56	08/28/23 19:54	1
Calcium	240		120	50	ug/L		08/24/23 00:56	08/30/23 08:28	1
Chromium	ND		2.0	0.55	ug/L		08/24/23 00:56	08/28/23 19:54	1
Cobalt	ND		0.50	0.16	ug/L		08/24/23 00:56	08/28/23 19:54	1
Copper	ND		1.0	0.36	ug/L		08/24/23 00:56	08/28/23 19:54	1
Iron	ND		50	20	ug/L		08/24/23 00:56	08/28/23 19:54	1
Lead	ND		0.50	0.12	ug/L		08/24/23 00:56	08/28/23 19:54	1
Magnesium	29 J		50	16	ug/L		08/24/23 00:56	08/28/23 19:54	1
Manganese	ND		2.0	0.95	ug/L		08/24/23 00:56	08/28/23 19:54	1
Nickel	ND		1.0	0.40	ug/L		08/24/23 00:56	08/28/23 19:54	1
Potassium	ND		200	65	ug/L		08/24/23 00:56	08/28/23 19:54	1
Selenium	ND		1.0	0.28	ug/L		08/24/23 00:56	08/28/23 19:54	1
Silver	ND		0.50	0.10	ug/L		08/24/23 00:56	08/28/23 19:54	1
Sodium	730		200	90	ug/L		08/24/23 00:56	08/30/23 08:28	1
Thallium	ND		0.50	0.13	ug/L		08/24/23 00:56	08/28/23 19:54	1
Zinc	ND		10	4.0	ug/L		08/24/23 00:56	08/28/23 19:54	1
Vanadium	ND		4.0	0.79	ug/L		08/24/23 00:56	08/28/23 19:54	1

Method: SW846 7470A - Mercury (CVAA)

Analyte	Result	Qualifier	RL	MDL	Unit	D	Prepared	Analyzed	Dil Fac
Mercury	ND		0.20	0.079	ug/L		08/24/23 08:23	08/25/23 10:34	1

Client Sample Results

Client: Integral Consulting Inc

NYSERDA FOIL Response, January 30, 2024 (R000359-122823)

PDF Page 289 of 526

Job ID: 410-140000-1

Project/Site: Solar Farm/Battery NY State

Client Sample ID: EB2-20230822

Lab Sample ID: 410-140000-17

Date Collected: 08/22/23 14:10

Matrix: Water

Date Received: 08/23/23 10:02

Method: SW846 8260D - Volatile Organic Compounds by GC/MS

Analyte	Result	Qualifier	RL	MDL	Unit	D	Prepared	Analyzed	Dil Fac
1,1,1-Trichloroethane	ND		1.0	0.30	ug/L			08/29/23 02:13	1
1,1,2-Trichloroethane	ND		1.0	0.30	ug/L			08/29/23 02:13	1
1,1-Dichloroethene	ND		1.0	0.30	ug/L			08/29/23 02:13	1
1,2,4-Trichlorobenzene	ND		5.0	0.30	ug/L			08/29/23 02:13	1
1,2-Dichlorobenzene	ND		5.0	0.20	ug/L			08/29/23 02:13	1
1,2-Dichloroethane	ND		1.0	0.30	ug/L			08/29/23 02:13	1
1,2-Dichloropropane	ND		1.0	0.30	ug/L			08/29/23 02:13	1
1,4-Dichlorobenzene	ND		5.0	0.30	ug/L			08/29/23 02:13	1
Benzene	ND		1.0	0.30	ug/L			08/29/23 02:13	1
Bromodichloromethane	ND		1.0	0.20	ug/L			08/29/23 02:13	1
Bromoform	ND		4.0	1.0	ug/L			08/29/23 02:13	1
Carbon tetrachloride	ND		1.0	0.30	ug/L			08/29/23 02:13	1
Chlorobenzene	ND		1.0	0.30	ug/L			08/29/23 02:13	1
Chloroform	ND		1.0	0.30	ug/L			08/29/23 02:13	1
cis-1,2-Dichloroethene	ND		1.0	0.30	ug/L			08/29/23 02:13	1
Dibromochloromethane	ND		1.0	0.20	ug/L			08/29/23 02:13	1
Ethylbenzene	ND		1.0	0.40	ug/L			08/29/23 02:13	1
m&p-Xylene	ND		5.0	2.0	ug/L			08/29/23 02:13	1
Methylene Chloride	ND		1.0	0.30	ug/L			08/29/23 02:13	1
o-Xylene	ND		1.0	0.40	ug/L			08/29/23 02:13	1
Styrene	ND		5.0	0.30	ug/L			08/29/23 02:13	1
Tetrachloroethene	ND		1.0	0.30	ug/L			08/29/23 02:13	1
Toluene	ND		1.0	0.30	ug/L			08/29/23 02:13	1
trans-1,2-Dichloroethene	ND		2.0	0.70	ug/L			08/29/23 02:13	1
Trichloroethene	ND		1.0	0.30	ug/L			08/29/23 02:13	1
Vinyl chloride	ND	cn	1.0	0.30	ug/L			08/29/23 02:13	1

Tentatively Identified Compound	Est. Result	Qualifier	Unit	D	RT	CAS No.	Prepared	Analyzed	Dil Fac
Tentatively Identified Compound	None		ug/L			N/A		08/29/23 02:13	1

Surrogate	%Recovery	Qualifier	Limits	Prepared	Analyzed	Dil Fac
1,2-Dichloroethane-d4 (Surr)	103		80 - 120		08/29/23 02:13	1
4-Bromofluorobenzene (Surr)	97		80 - 120		08/29/23 02:13	1
Dibromofluoromethane (Surr)	103		80 - 120		08/29/23 02:13	1
Toluene-d8 (Surr)	93		80 - 120		08/29/23 02:13	1

Method: SW846 8270E - Semivolatile Organic Compounds (GC/MS)

Analyte	Result	Qualifier	RL	MDL	Unit	D	Prepared	Analyzed	Dil Fac
1,1'-Biphenyl	ND		2.0	0.50	ug/L		08/28/23 15:13	08/29/23 00:01	1
2,2'-oxybis[1-chloropropane]	ND		2.0	0.50	ug/L		08/28/23 15:13	08/29/23 00:01	1
2,4,5-Trichlorophenol	ND		2.0	0.50	ug/L		08/28/23 15:13	08/29/23 00:01	1
2,4,6-Trichlorophenol	ND		2.0	0.50	ug/L		08/28/23 15:13	08/29/23 00:01	1
2,4-Dichlorophenol	ND		2.0	0.50	ug/L		08/28/23 15:13	08/29/23 00:01	1
2,4-Dimethylphenol	ND		10	3.0	ug/L		08/28/23 15:13	08/29/23 00:01	1
2,4-Dinitrophenol	ND		30	14	ug/L		08/28/23 15:13	08/29/23 00:01	1
2,4-Dinitrotoluene	ND		5.0	1.0	ug/L		08/28/23 15:13	08/29/23 00:01	1
2,6-Dinitrotoluene	ND		2.0	0.50	ug/L		08/28/23 15:13	08/29/23 00:01	1
2-Chloronaphthalene	ND		1.0	0.40	ug/L		08/28/23 15:13	08/29/23 00:01	1
2-Chlorophenol	ND		2.0	0.50	ug/L		08/28/23 15:13	08/29/23 00:01	1
2-Methylnaphthalene	ND		0.50	0.10	ug/L		08/28/23 15:13	08/29/23 00:01	1

Eurofins Lancaster Laboratories Environment Testing, LLC

Client Sample Results

Client: Integral Consulting Inc

NYSERDA FOIL Response, January 30, 2024 (R000359-122823)

PDF Page 290 of 526

Job ID: 410-140000-1

Project/Site: Solar Farm/Battery NY State

Client Sample ID: EB2-20230822

Lab Sample ID: 410-140000-17

Date Collected: 08/22/23 14:10

Matrix: Water

Date Received: 08/23/23 10:02

Method: SW846 8270E - Semivolatile Organic Compounds (GC/MS) (Continued)

Analyte	Result	Qualifier	RL	MDL	Unit	D	Prepared	Analyzed	Dil Fac
2-Methylphenol	ND		2.0	0.50	ug/L		08/28/23 15:13	08/29/23 00:01	1
2-Nitroaniline	ND		5.0	1.0	ug/L		08/28/23 15:13	08/29/23 00:01	1
2-Nitrophenol	ND		5.0	1.0	ug/L		08/28/23 15:13	08/29/23 00:01	1
3,3'-Dichlorobenzidine	ND		10	4.0	ug/L		08/28/23 15:13	08/29/23 00:01	1
3-Nitroaniline	ND		5.0	2.0	ug/L		08/28/23 15:13	08/29/23 00:01	1
4,6-Dinitro-2-methylphenol	ND		21	8.1	ug/L		08/28/23 15:13	08/29/23 00:01	1
4-Bromophenyl phenyl ether	ND		2.0	0.50	ug/L		08/28/23 15:13	08/29/23 00:01	1
4-Chloro-3-methylphenol	ND		5.0	1.0	ug/L		08/28/23 15:13	08/29/23 00:01	1
4-Chloroaniline	ND		10	4.0	ug/L		08/28/23 15:13	08/29/23 00:01	1
4-Chlorophenyl phenyl ether	ND		2.0	0.50	ug/L		08/28/23 15:13	08/29/23 00:01	1
4-Methylphenol	ND		2.0	0.50	ug/L		08/28/23 15:13	08/29/23 00:01	1
4-Nitroaniline	ND		3.0	0.91	ug/L		08/28/23 15:13	08/29/23 00:01	1
4-Nitrophenol	ND		30	10	ug/L		08/28/23 15:13	08/29/23 00:01	1
Acenaphthene	ND		0.50	0.10	ug/L		08/28/23 15:13	08/29/23 00:01	1
Acenaphthylene	ND		0.50	0.10	ug/L		08/28/23 15:13	08/29/23 00:01	1
Acetophenone	ND		5.0	1.0	ug/L		08/28/23 15:13	08/29/23 00:01	1
Anthracene	ND		0.50	0.10	ug/L		08/28/23 15:13	08/29/23 00:01	1
Atrazine	ND		5.0	1.0	ug/L		08/28/23 15:13	08/29/23 00:01	1
Benzaldehyde	ND		5.0	1.0	ug/L		08/28/23 15:13	08/29/23 00:01	1
Benzo[a]anthracene	ND		0.50	0.10	ug/L		08/28/23 15:13	08/29/23 00:01	1
Benzo[a]pyrene	ND		0.50	0.11	ug/L		08/28/23 15:13	08/29/23 00:01	1
Benzo[b]fluoranthene	ND		0.50	0.10	ug/L		08/28/23 15:13	08/29/23 00:01	1
Benzo[g,h,i]perylene	ND		0.50	0.10	ug/L		08/28/23 15:13	08/29/23 00:01	1
Benzo[k]fluoranthene	ND		0.50	0.10	ug/L		08/28/23 15:13	08/29/23 00:01	1
Bis(2-chloroethoxy)methane	ND		2.0	0.50	ug/L		08/28/23 15:13	08/29/23 00:01	1
Bis(2-chloroethyl)ether	ND		2.0	0.50	ug/L		08/28/23 15:13	08/29/23 00:01	1
Bis(2-ethylhexyl) phthalate	ND	cn	5.0	2.0	ug/L		08/28/23 15:13	08/29/23 00:01	1
Butyl benzyl phthalate	ND	cn	5.0	2.0	ug/L		08/28/23 15:13	08/29/23 00:01	1
Caprolactam	ND		7.1	3.0	ug/L		08/28/23 15:13	08/29/23 00:01	1
Carbazole	ND		2.0	0.50	ug/L		08/28/23 15:13	08/29/23 00:01	1
Chrysene	ND		0.50	0.10	ug/L		08/28/23 15:13	08/29/23 00:01	1
Di-n-butyl phthalate	ND		5.0	2.0	ug/L		08/28/23 15:13	08/29/23 00:01	1
Di-n-octyl phthalate	ND		11	5.0	ug/L		08/28/23 15:13	08/29/23 00:01	1
Dibenz(a,h)anthracene	ND		0.50	0.10	ug/L		08/28/23 15:13	08/29/23 00:01	1
Dibenzofuran	ND		2.0	0.50	ug/L		08/28/23 15:13	08/29/23 00:01	1
Diethyl phthalate	ND		5.0	2.0	ug/L		08/28/23 15:13	08/29/23 00:01	1
Dimethyl phthalate	ND		5.0	2.0	ug/L		08/28/23 15:13	08/29/23 00:01	1
Fluoranthene	ND		0.50	0.10	ug/L		08/28/23 15:13	08/29/23 00:01	1
Fluorene	ND		0.50	0.12	ug/L		08/28/23 15:13	08/29/23 00:01	1
Hexachlorobenzene	ND		0.50	0.11	ug/L		08/28/23 15:13	08/29/23 00:01	1
Hexachlorobutadiene	ND		2.0	0.50	ug/L		08/28/23 15:13	08/29/23 00:01	1
Hexachlorocyclopentadiene	ND	cn	11	5.0	ug/L		08/28/23 15:13	08/29/23 00:01	1
Hexachloroethane	ND		5.0	0.50	ug/L		08/28/23 15:13	08/29/23 00:01	1
Indeno[1,2,3-cd]pyrene	ND		0.50	0.11	ug/L		08/28/23 15:13	08/29/23 00:01	1
Isophorone	ND		2.0	0.50	ug/L		08/28/23 15:13	08/29/23 00:01	1
N-Nitrosodi-n-propylamine	ND		2.0	0.50	ug/L		08/28/23 15:13	08/29/23 00:01	1
N-Nitrosodiphenylamine	ND		2.0	0.50	ug/L		08/28/23 15:13	08/29/23 00:01	1
Naphthalene	0.66		0.50	0.10	ug/L		08/28/23 15:13	08/29/23 00:01	1
Nitrobenzene	ND		2.0	0.50	ug/L		08/28/23 15:13	08/29/23 00:01	1

Eurofins Lancaster Laboratories Environment Testing, LLC

Client Sample Results

Client: Integral Consulting Inc

NYSERDA FOIL Response, January 30, 2024 (R000359-122823)

PDF Page 291 of 526

Job ID: 410-140000-1

Project/Site: Solar Farm/Battery NY State

Client Sample ID: EB2-20230822

Lab Sample ID: 410-140000-17

Date Collected: 08/22/23 14:10

Matrix: Water

Date Received: 08/23/23 10:02

Method: SW846 8270E - Semivolatile Organic Compounds (GC/MS) (Continued)

Analyte	Result	Qualifier	RL	MDL	Unit	D	Prepared	Analyzed	Dil Fac
Pentachlorophenol	ND		5.0	1.0	ug/L		08/28/23 15:13	08/29/23 00:01	1
Phenanthrene	ND		0.50	0.11	ug/L		08/28/23 15:13	08/29/23 00:01	1
Phenol	ND		2.0	0.50	ug/L		08/28/23 15:13	08/29/23 00:01	1
Pyrene	ND		0.50	0.10	ug/L		08/28/23 15:13	08/29/23 00:01	1

Tentatively Identified Compound	Est. Result	Qualifier	Unit	D	RT	CAS No.	Prepared	Analyzed	Dil Fac
Unknown	5.0	T J	ug/L		2.03	N/A	08/28/23 15:13	08/29/23 00:01	1
Unknown	4.6	T J	ug/L		2.95	N/A	08/28/23 15:13	08/29/23 00:01	1
Unknown	14	T J	ug/L		3.24	N/A	08/28/23 15:13	08/29/23 00:01	1
Unknown	5.3	T J	ug/L		3.34	N/A	08/28/23 15:13	08/29/23 00:01	1
Cyclohexane, 1-methyl-2-propyl-	8.3	T J N	ug/L		3.49	4291-79-6	08/28/23 15:13	08/29/23 00:01	1

Surrogate	%Recovery	Qualifier	Limits	Prepared	Analyzed	Dil Fac
2-Fluorobiphenyl (Surr)	75		44 - 120	08/28/23 15:13	08/29/23 00:01	1
2-Fluorophenol (Surr)	45		10 - 120	08/28/23 15:13	08/29/23 00:01	1
Nitrobenzene-d5 (Surr)	78		31 - 120	08/28/23 15:13	08/29/23 00:01	1
p-Terphenyl-d14 (Surr)	93		30 - 125	08/28/23 15:13	08/29/23 00:01	1
2,4,6-Tribromophenol (Surr)	71		13 - 138	08/28/23 15:13	08/29/23 00:01	1
Phenol-d5 (Surr)	30		10 - 120	08/28/23 15:13	08/29/23 00:01	1

Method: SW846 6010D - Metals (ICP) - Total Recoverable

Analyte	Result	Qualifier	RL	MDL	Unit	D	Prepared	Analyzed	Dil Fac
Lithium	ND		0.050	0.011	mg/L		08/24/23 00:56	08/24/23 18:40	1

Method: SW846 6020B - Metals (ICP/MS) - Total Recoverable

Analyte	Result	Qualifier	RL	MDL	Unit	D	Prepared	Analyzed	Dil Fac
Aluminum	74		25	12	ug/L		08/24/23 00:56	08/30/23 08:30	1
Antimony	0.31	J	1.0	0.20	ug/L		08/24/23 00:56	08/28/23 19:56	1
Arsenic	ND		2.0	0.68	ug/L		08/24/23 00:56	08/28/23 19:56	1
Barium	4.1		2.0	0.75	ug/L		08/24/23 00:56	08/30/23 08:30	1
Beryllium	ND		0.50	0.12	ug/L		08/24/23 00:56	08/30/23 08:30	1
Cadmium	ND		0.50	0.15	ug/L		08/24/23 00:56	08/28/23 19:56	1
Calcium	370		120	50	ug/L		08/24/23 00:56	08/30/23 08:30	1
Chromium	ND		2.0	0.55	ug/L		08/24/23 00:56	08/28/23 19:56	1
Cobalt	ND		0.50	0.16	ug/L		08/24/23 00:56	08/28/23 19:56	1
Copper	0.47	J	1.0	0.36	ug/L		08/24/23 00:56	08/28/23 19:56	1
Iron	24	J	50	20	ug/L		08/24/23 00:56	08/28/23 19:56	1
Lead	ND		0.50	0.12	ug/L		08/24/23 00:56	08/28/23 19:56	1
Magnesium	56		50	16	ug/L		08/24/23 00:56	08/28/23 19:56	1
Manganese	ND		2.0	0.95	ug/L		08/24/23 00:56	08/28/23 19:56	1
Nickel	ND		1.0	0.40	ug/L		08/24/23 00:56	08/28/23 19:56	1
Potassium	ND		200	65	ug/L		08/24/23 00:56	08/28/23 19:56	1
Selenium	ND		1.0	0.28	ug/L		08/24/23 00:56	08/28/23 19:56	1
Silver	ND		0.50	0.10	ug/L		08/24/23 00:56	08/28/23 19:56	1
Sodium	1200	^2	200	90	ug/L		08/24/23 00:56	08/28/23 19:56	1
Thallium	ND		0.50	0.13	ug/L		08/24/23 00:56	08/28/23 19:56	1
Zinc	ND		10	4.0	ug/L		08/24/23 00:56	08/28/23 19:56	1
Vanadium	ND		4.0	0.79	ug/L		08/24/23 00:56	08/28/23 19:56	1

Client Sample Results

Client: Integral Consulting Inc

NYSERDA FOIL Response, January 30, 2024 (R000359-122823)

PDF Page 292 of 526

Job ID: 410-140000-1

Project/Site: Solar Farm/Battery NY State

Client Sample ID: EB2-20230822

Lab Sample ID: 410-140000-17

Date Collected: 08/22/23 14:10

Matrix: Water

Date Received: 08/23/23 10:02

Method: SW846 7470A - Mercury (CVAA)

Analyte	Result	Qualifier	RL	MDL	Unit	D	Prepared	Analyzed	Dil Fac
Mercury	ND		0.20	0.079	ug/L		08/24/23 08:23	08/25/23 10:32	1

Client Sample ID: SS-5 (0.75-1)

Lab Sample ID: 410-140000-18

Date Collected: 08/22/23 12:40

Matrix: Solid

Date Received: 08/23/23 10:02

Percent Solids: 74.2

Method: SW846 8260D - Volatile Organic Compounds by GC/MS

Analyte	Result	Qualifier	RL	MDL	Unit	D	Prepared	Analyzed	Dil Fac
1,1,1-Trichloroethane	ND	cn	5.9	0.71	ug/Kg	*	08/25/23 15:29	08/29/23 18:17	1
1,1,2-Trichloroethane	ND	cn	5.9	0.59	ug/Kg	*	08/25/23 15:29	08/29/23 18:17	1
1,1-Dichloroethene	ND	cn	5.9	0.59	ug/Kg	*	08/25/23 15:29	08/29/23 18:17	1
1,2,4-Trichlorobenzene	ND	cn	12	5.9	ug/Kg	*	08/25/23 15:29	08/29/23 18:17	1
1,2-Dichlorobenzene	ND	cn	5.9	0.83	ug/Kg	*	08/25/23 15:29	08/29/23 18:17	1
1,2-Dichloroethane	ND	cn	5.9	0.71	ug/Kg	*	08/25/23 15:29	08/29/23 18:17	1
1,2-Dichloropropane	ND	cn	5.9	0.59	ug/Kg	*	08/25/23 15:29	08/29/23 18:17	1
1,4-Dichlorobenzene	ND	cn	5.9	0.83	ug/Kg	*	08/25/23 15:29	08/29/23 18:17	1
Benzene	0.88	J cn	5.9	0.59	ug/Kg	*	08/25/23 15:29	08/29/23 18:17	1
Bromodichloromethane	ND	cn	5.9	0.83	ug/Kg	*	08/25/23 15:29	08/29/23 18:17	1
Bromoform	ND	cn	12	5.9	ug/Kg	*	08/25/23 15:29	08/29/23 18:17	1
Carbon tetrachloride	ND	cn	5.9	0.83	ug/Kg	*	08/25/23 15:29	08/29/23 18:17	1
Chlorobenzene	ND	cn	5.9	0.83	ug/Kg	*	08/25/23 15:29	08/29/23 18:17	1
Chloroform	ND	cn	5.9	0.71	ug/Kg	*	08/25/23 15:29	08/29/23 18:17	1
cis-1,2-Dichloroethene	ND	cn	5.9	0.59	ug/Kg	*	08/25/23 15:29	08/29/23 18:17	1
Dibromochloromethane	ND	cn	5.9	0.59	ug/Kg	*	08/25/23 15:29	08/29/23 18:17	1
Ethylbenzene	ND	cn	5.9	0.83	ug/Kg	*	08/25/23 15:29	08/29/23 18:17	1
m&p-Xylene	ND	cn	5.9	2.4	ug/Kg	*	08/25/23 15:29	08/29/23 18:17	1
Methylene Chloride	ND	cn	5.9	2.4	ug/Kg	*	08/25/23 15:29	08/29/23 18:17	1
o-Xylene	ND	cn	5.9	0.83	ug/Kg	*	08/25/23 15:29	08/29/23 18:17	1
Styrene	ND	cn	5.9	0.83	ug/Kg	*	08/25/23 15:29	08/29/23 18:17	1
Tetrachloroethene	ND	cn	5.9	0.83	ug/Kg	*	08/25/23 15:29	08/29/23 18:17	1
Toluene	ND	cn	5.9	0.71	ug/Kg	*	08/25/23 15:29	08/29/23 18:17	1
trans-1,2-Dichloroethene	ND	cn	5.9	0.59	ug/Kg	*	08/25/23 15:29	08/29/23 18:17	1
Trichloroethene	ND	cn	5.9	0.59	ug/Kg	*	08/25/23 15:29	08/29/23 18:17	1
Vinyl chloride	ND	cn	5.9	0.71	ug/Kg	*	08/25/23 15:29	08/29/23 18:17	1

Tentatively Identified Compound	Est. Result	Qualifier	Unit	D	RT	CAS No.	Prepared	Analyzed	Dil Fac
Unknown	25	T J cn	ug/Kg	*	3.53	N/A	08/25/23 15:29	08/29/23 18:17	1
Hexanal	28	T J N cn	ug/Kg	*	10.23	66-25-1	08/25/23 15:29	08/29/23 18:17	1

Surrogate	%Recovery	Qualifier	Limits	Prepared	Analyzed	Dil Fac
4-Bromofluorobenzene (Surr)	94	cn	50 - 131	08/25/23 15:29	08/29/23 18:17	1
1,2-Dichloroethane-d4 (Surr)	112	cn	54 - 135	08/25/23 15:29	08/29/23 18:17	1
Dibromofluoromethane (Surr)	106	cn	50 - 141	08/25/23 15:29	08/29/23 18:17	1
Toluene-d8 (Surr)	95	cn	52 - 141	08/25/23 15:29	08/29/23 18:17	1

Method: SW846 8270E - Semivolatile Organic Compounds (GC/MS)

Analyte	Result	Qualifier	RL	MDL	Unit	D	Prepared	Analyzed	Dil Fac
1,1'-Biphenyl	ND		49	22	ug/Kg	*	08/28/23 16:25	08/30/23 21:38	1
2,2'-oxybis[1-chloropropane]	ND		58	27	ug/Kg	*	08/28/23 16:25	08/30/23 21:38	1
2,4,5-Trichlorophenol	ND		49	22	ug/Kg	*	08/28/23 16:25	08/30/23 21:38	1
2,4,6-Trichlorophenol	ND		49	22	ug/Kg	*	08/28/23 16:25	08/30/23 21:38	1

Eurofins Lancaster Laboratories Environment Testing, LLC

Client Sample Results

Client: Integral Consulting Inc

NYSERDA FOIL Response, January 30, 2024 (R000359-122823)

PDF Page 293 of 526

Job ID: 410-140000-1

Project/Site: Solar Farm/Battery NY State

Client Sample ID: SS-5 (0.75-1)

Lab Sample ID: 410-140000-18

Date Collected: 08/22/23 12:40

Matrix: Solid

Date Received: 08/23/23 10:02

Percent Solids: 74.2

Method: SW846 8270E - Semivolatile Organic Compounds (GC/MS) (Continued)

Analyte	Result	Qualifier	RL	MDL	Unit	D	Prepared	Analyzed	Dil Fac
2,4-Dichlorophenol	ND		58	27	ug/Kg	*	08/28/23 16:25	08/30/23 21:38	1
2,4-Dimethylphenol	ND		49	22	ug/Kg	*	08/28/23 16:25	08/30/23 21:38	1
2,4-Dinitrophenol	ND		1300	220	ug/Kg	*	08/28/23 16:25	08/30/23 21:38	1
2,4-Dinitrotoluene	ND		220	45	ug/Kg	*	08/28/23 16:25	08/30/23 21:38	1
2,6-Dinitrotoluene	ND		49	22	ug/Kg	*	08/28/23 16:25	08/30/23 21:38	1
2-Chloronaphthalene	ND		45	18	ug/Kg	*	08/28/23 16:25	08/30/23 21:38	1
2-Chlorophenol	ND		49	22	ug/Kg	*	08/28/23 16:25	08/30/23 21:38	1
2-Methylnaphthalene	ND		22	6.7	ug/Kg	*	08/28/23 16:25	08/30/23 21:38	1
2-Methylphenol	ND		67	27	ug/Kg	*	08/28/23 16:25	08/30/23 21:38	1
2-Nitroaniline	ND		67	22	ug/Kg	*	08/28/23 16:25	08/30/23 21:38	1
2-Nitrophenol	ND		67	27	ug/Kg	*	08/28/23 16:25	08/30/23 21:38	1
3,3'-Dichlorobenzidine	ND		220	45	ug/Kg	*	08/28/23 16:25	08/30/23 21:38	1
3-Nitroaniline	ND		220	45	ug/Kg	*	08/28/23 16:25	08/30/23 21:38	1
4,6-Dinitro-2-methylphenol	ND		670	220	ug/Kg	*	08/28/23 16:25	08/30/23 21:38	1
4-Bromophenyl phenyl ether	ND		49	22	ug/Kg	*	08/28/23 16:25	08/30/23 21:38	1
4-Chloro-3-methylphenol	ND		67	27	ug/Kg	*	08/28/23 16:25	08/30/23 21:38	1
4-Chloroaniline	ND		220	45	ug/Kg	*	08/28/23 16:25	08/30/23 21:38	1
4-Chlorophenyl phenyl ether	ND		49	22	ug/Kg	*	08/28/23 16:25	08/30/23 21:38	1
4-Methylphenol	56	J	67	22	ug/Kg	*	08/28/23 16:25	08/30/23 21:38	1
4-Nitroaniline	ND		220	45	ug/Kg	*	08/28/23 16:25	08/30/23 21:38	1
4-Nitrophenol	ND		670	220	ug/Kg	*	08/28/23 16:25	08/30/23 21:38	1
Acenaphthene	ND		22	4.5	ug/Kg	*	08/28/23 16:25	08/30/23 21:38	1
Acenaphthylene	ND		22	5.4	ug/Kg	*	08/28/23 16:25	08/30/23 21:38	1
Acetophenone	32	J	67	22	ug/Kg	*	08/28/23 16:25	08/30/23 21:38	1
Anthracene	ND		22	4.5	ug/Kg	*	08/28/23 16:25	08/30/23 21:38	1
Atrazine	ND		220	90	ug/Kg	*	08/28/23 16:25	08/30/23 21:38	1
Benzaldehyde	160	J	220	45	ug/Kg	*	08/28/23 16:25	08/30/23 21:38	1
Benzo[a]anthracene	ND		22	4.5	ug/Kg	*	08/28/23 16:25	08/30/23 21:38	1
Benzo[a]pyrene	ND		22	4.5	ug/Kg	*	08/28/23 16:25	08/30/23 21:38	1
Benzo[b]fluoranthene	11	J	22	4.5	ug/Kg	*	08/28/23 16:25	08/30/23 21:38	1
Benzo[g,h,i]perylene	ND		22	4.5	ug/Kg	*	08/28/23 16:25	08/30/23 21:38	1
Benzo[k]fluoranthene	ND		22	4.5	ug/Kg	*	08/28/23 16:25	08/30/23 21:38	1
Butyl benzyl phthalate	ND		220	90	ug/Kg	*	08/28/23 16:25	08/30/23 21:38	1
Caprolactam	ND		220	45	ug/Kg	*	08/28/23 16:25	08/30/23 21:38	1
Carbazole	ND		49	22	ug/Kg	*	08/28/23 16:25	08/30/23 21:38	1
Chrysene	10	J	22	4.5	ug/Kg	*	08/28/23 16:25	08/30/23 21:38	1
Di-n-butyl phthalate	ND		220	90	ug/Kg	*	08/28/23 16:25	08/30/23 21:38	1
Di-n-octyl phthalate	ND		220	90	ug/Kg	*	08/28/23 16:25	08/30/23 21:38	1
Dibenz(a,h)anthracene	ND		22	9.0	ug/Kg	*	08/28/23 16:25	08/30/23 21:38	1
Dibenzofuran	ND		49	22	ug/Kg	*	08/28/23 16:25	08/30/23 21:38	1
Diethyl phthalate	ND		220	90	ug/Kg	*	08/28/23 16:25	08/30/23 21:38	1
Dimethyl phthalate	ND		220	90	ug/Kg	*	08/28/23 16:25	08/30/23 21:38	1
Fluoranthene	13	J	22	4.5	ug/Kg	*	08/28/23 16:25	08/30/23 21:38	1
Fluorene	ND		22	4.5	ug/Kg	*	08/28/23 16:25	08/30/23 21:38	1
Hexachlorobenzene	ND		22	9.0	ug/Kg	*	08/28/23 16:25	08/30/23 21:38	1
Hexachlorobutadiene	ND		67	27	ug/Kg	*	08/28/23 16:25	08/30/23 21:38	1
Hexachlorocyclopentadiene	ND	*+ cn	670	220	ug/Kg	*	08/28/23 16:25	08/30/23 21:38	1
Hexachloroethane	ND		220	45	ug/Kg	*	08/28/23 16:25	08/30/23 21:38	1
Indeno[1,2,3-cd]pyrene	ND		22	5.4	ug/Kg	*	08/28/23 16:25	08/30/23 21:38	1

Client Sample Results

Client: Integral Consulting Inc

NYSERDA FOIL Response, January 30, 2024 (R000359-122823)

PDF Page 294 of 526

Job ID: 410-140000-1

Project/Site: Solar Farm/Battery NY State

Client Sample ID: SS-5 (0.75-1)

Lab Sample ID: 410-140000-18

Date Collected: 08/22/23 12:40

Matrix: Solid

Date Received: 08/23/23 10:02

Percent Solids: 74.2

Method: SW846 8270E - Semivolatile Organic Compounds (GC/MS) (Continued)

Analyte	Result	Qualifier	RL	MDL	Unit	D	Prepared	Analyzed	Dil Fac
Isophorone	ND		90	22	ug/Kg	☼	08/28/23 16:25	08/30/23 21:38	1
N-Nitrosodi-n-propylamine	ND		90	45	ug/Kg	☼	08/28/23 16:25	08/30/23 21:38	1
N-Nitrosodiphenylamine	ND		49	22	ug/Kg	☼	08/28/23 16:25	08/30/23 21:38	1
Naphthalene	ND		22	9.0	ug/Kg	☼	08/28/23 16:25	08/30/23 21:38	1
Nitrobenzene	ND		49	22	ug/Kg	☼	08/28/23 16:25	08/30/23 21:38	1
Pentachlorophenol	ND		220	90	ug/Kg	☼	08/28/23 16:25	08/30/23 21:38	1
Phenanthrene	11	J	22	5.4	ug/Kg	☼	08/28/23 16:25	08/30/23 21:38	1
Phenol	65		49	22	ug/Kg	☼	08/28/23 16:25	08/30/23 21:38	1
Pyrene	13	J	22	4.5	ug/Kg	☼	08/28/23 16:25	08/30/23 21:38	1
Bis(2-chloroethoxy)methane	ND		49	22	ug/Kg	☼	08/28/23 16:25	08/30/23 21:38	1
Bis(2-chloroethyl)ether	ND		49	22	ug/Kg	☼	08/28/23 16:25	08/30/23 21:38	1
Bis(2-ethylhexyl) phthalate	ND		220	90	ug/Kg	☼	08/28/23 16:25	08/30/23 21:38	1

Tentatively Identified Compound	Est. Result	Qualifier	Unit	D	RT	CAS No.	Prepared	Analyzed	Dil Fac
Unknown	4500	T J	ug/Kg	☼	3.12	N/A	08/28/23 16:25	08/30/23 21:38	1
Furfural	2600	T J N	ug/Kg	☼	3.67	98-01-1	08/28/23 16:25	08/30/23 21:38	1
Unknown	8900	T J	ug/Kg	☼	3.78	N/A	08/28/23 16:25	08/30/23 21:38	1
Benzoic acid, 4-hydroxy-3-methoxy-	2100	T J N	ug/Kg	☼	8.68	121-34-6	08/28/23 16:25	08/30/23 21:38	1
Unknown	7200	T J	ug/Kg	☼	9.53	N/A	08/28/23 16:25	08/30/23 21:38	1
n-Hexadecanoic acid	3000	T J N	ug/Kg	☼	10.43	57-10-3	08/28/23 16:25	08/30/23 21:38	1
Unknown	2500	T J	ug/Kg	☼	10.57	N/A	08/28/23 16:25	08/30/23 21:38	1
Unknown	2500	T J	ug/Kg	☼	10.65	N/A	08/28/23 16:25	08/30/23 21:38	1
9-Octadecenoic acid, (E)-	3100	T J N	ug/Kg	☼	11.12	112-79-8	08/28/23 16:25	08/30/23 21:38	1
Unknown	2700	T J	ug/Kg	☼	13.02	N/A	08/28/23 16:25	08/30/23 21:38	1
Unknown	2300	T J	ug/Kg	☼	13.25	N/A	08/28/23 16:25	08/30/23 21:38	1
Ethanol, 2-(tetradecyloxy)-	4500	T J N	ug/Kg	☼	13.68	2136-70-1	08/28/23 16:25	08/30/23 21:38	1
Cyclopentane, (4-octylododecyl)-	2300	T J N	ug/Kg	☼	14.35	5638-09-5	08/28/23 16:25	08/30/23 21:38	1
Cyclohexane, 1,1'-(2-tridecyl-1,3-propanediyl)bis-	2100	T J N	ug/Kg	☼	15.15	55255-74-8	08/28/23 16:25	08/30/23 21:38	1
Stigmasterol, 22,23-dihydro-	4100	T J N	ug/Kg	☼	15.35	1000214-20-7	08/28/23 16:25	08/30/23 21:38	1

Surrogate	%Recovery	Qualifier	Limits	Prepared	Analyzed	Dil Fac
2,4,6-Tribromophenol (Surr)	42		10 - 138	08/28/23 16:25	08/30/23 21:38	1
2-Fluorobiphenyl (Surr)	45		37 - 120	08/28/23 16:25	08/30/23 21:38	1
2-Fluorophenol (Surr)	44		22 - 120	08/28/23 16:25	08/30/23 21:38	1
Nitrobenzene-d5 (Surr)	44		26 - 120	08/28/23 16:25	08/30/23 21:38	1
p-Terphenyl-d14 (Surr)	53		40 - 133	08/28/23 16:25	08/30/23 21:38	1
Phenol-d5 (Surr)	46		27 - 120	08/28/23 16:25	08/30/23 21:38	1

Method: SW846 6010D - Metals (ICP)

Analyte	Result	Qualifier	RL	MDL	Unit	D	Prepared	Analyzed	Dil Fac
Lithium	25		6.5	2.6	mg/Kg	☼	08/23/23 20:29	08/24/23 10:37	1

Method: SW846 6020B - Metals (ICP/MS)

Analyte	Result	Qualifier	RL	MDL	Unit	D	Prepared	Analyzed	Dil Fac
Aluminum	29000	A2	130	65	mg/Kg	☼	08/23/23 20:29	08/24/23 07:57	10
Antimony	0.11	J	0.26	0.10	mg/Kg	☼	08/23/23 20:29	08/24/23 07:55	2
Arsenic	3.8		0.52	0.18	mg/Kg	☼	08/23/23 20:29	08/24/23 07:55	2
Barium	220		0.52	0.24	mg/Kg	☼	08/23/23 20:29	08/24/23 07:55	2
Beryllium	1.3	B	0.13	0.031	mg/Kg	☼	08/23/23 20:29	08/24/23 07:55	2

Eurofins Lancaster Laboratories Environment Testing, LLC

Client Sample Results

Client: Integral Consulting Inc NYSERDA FOIL Response, January 30, 2024 (R000359-122823)

PDF Page 295 of 526
Job ID: 410-140000-1

Project/Site: Solar Farm/Battery NY State

Client Sample ID: SS-5 (0.75-1)

Lab Sample ID: 410-140000-18

Date Collected: 08/22/23 12:40

Matrix: Solid

Date Received: 08/23/23 10:02

Percent Solids: 74.2

Method: SW846 6020B - Metals (ICP/MS) (Continued)

Analyte	Result	Qualifier	RL	MDL	Unit	D	Prepared	Analyzed	Dil Fac
Cadmium	0.30		0.13	0.052	mg/Kg	☼	08/23/23 20:29	08/24/23 07:55	2
Calcium	6700		52	26	mg/Kg	☼	08/23/23 20:29	08/24/23 07:55	2
Chromium	45		0.52	0.25	mg/Kg	☼	08/23/23 20:29	08/24/23 07:55	2
Cobalt	16		0.26	0.10	mg/Kg	☼	08/23/23 20:29	08/24/23 07:55	2
Copper	24		0.52	0.24	mg/Kg	☼	08/23/23 20:29	08/24/23 07:55	2
Iron	31000		130	60	mg/Kg	☼	08/23/23 20:29	08/24/23 07:57	10
Lead	18		0.26	0.099	mg/Kg	☼	08/23/23 20:29	08/24/23 07:55	2
Magnesium	9300		13	6.4	mg/Kg	☼	08/23/23 20:29	08/24/23 07:55	2
Manganese	600		0.52	0.26	mg/Kg	☼	08/23/23 20:29	08/24/23 07:55	2
Nickel	28		0.52	0.25	mg/Kg	☼	08/23/23 20:29	08/24/23 07:55	2
Potassium	5900		52	21	mg/Kg	☼	08/23/23 20:29	08/24/23 07:55	2
Selenium	0.27	J	0.52	0.13	mg/Kg	☼	08/23/23 20:29	08/24/23 07:55	2
Silver	0.073	J	0.13	0.053	mg/Kg	☼	08/23/23 20:29	08/24/23 07:55	2
Sodium	260		65	31	mg/Kg	☼	08/23/23 20:29	08/24/23 07:55	2
Thallium	0.37		0.13	0.051	mg/Kg	☼	08/23/23 20:29	08/24/23 07:55	2
Zinc	96		39	5.2	mg/Kg	☼	08/23/23 20:29	08/24/23 07:55	2
Vanadium	68		1.0	0.26	mg/Kg	☼	08/23/23 20:29	08/24/23 07:55	2

Method: SW846 7471B - Mercury (CVAA)

Analyte	Result	Qualifier	RL	MDL	Unit	D	Prepared	Analyzed	Dil Fac
Mercury	0.037	J	0.075	0.025	mg/Kg	☼	08/23/23 22:39	08/24/23 11:43	1

General Chemistry

Analyte	Result	Qualifier	RL	MDL	Unit	D	Prepared	Analyzed	Dil Fac
Percent Moisture (EPA Moisture)	25.8		1.0	1.0	%			08/23/23 17:11	1

Surrogate Summary

Client: Integral Consulting Inc NYSERDA FOIL Response, January 30, 2024 (R000359-122823)

PDF Page 296 of 526
Job ID: 410-140000-1

Project/Site: Solar Farm/Battery NY State

Method: 8260D - Volatile Organic Compounds by GC/MS

Matrix: Solid

Prep Type: Total/NA

Lab Sample ID	Client Sample ID	Percent Surrogate Recovery (Acceptance Limits)			
		BFB (50-131)	DCA (54-135)	DBFM (50-141)	TOL (52-141)
410-140000-1	SS-3 (0-0.25)	96 cn	113 cn	108 cn	95 cn
410-140000-2	SS-3 (0.75-1)	96 cn	111 cn	107 cn	96 cn
410-140000-3	SS-2 (0-0.25)	94	112	107	98
410-140000-4	SS-2 (0.75-1)	93	112	106	95
410-140000-5	SS-1 (0-0.25)	95 cn	110 cn	106 cn	96 cn
410-140000-6	SS-1 (0.75-1)	94 cn	109 cn	105 cn	95 cn
410-140000-7	SS-7 (0-0.25)	95	111	108	95
410-140000-8	SS-7 (0.75-1)	94 cn	109 cn	108 cn	94 cn
410-140000-9	SS-8 (0-0.25)	93	110	107	97
410-140000-10	SS-8 (0.75-1)	95	111	107	94
410-140000-12	SS-9 (0-0.25)	93	110	107	96
410-140000-13	SS-9 (0.75-1)	93 cn	114 cn	107 cn	94 cn
410-140000-14	SS-5 (0-0.25)	95	115	107	94
410-140000-14 MS	SS-5 (0-0.25)	96	110	105	97
410-140000-14 MSD	SS-5 (0-0.25)	96	112	107	97
410-140000-18	SS-5 (0.75-1)	94 cn	112 cn	106 cn	95 cn
LCS 410-413639/4	Lab Control Sample	97	103	104	99
LCSD 410-413639/5	Lab Control Sample Dup	95	104	104	96
MB 410-413639/7	Method Blank	93	106	107	97

Surrogate Legend

- BFB = 4-Bromofluorobenzene (Surr)
- DCA = 1,2-Dichloroethane-d4 (Surr)
- DBFM = Dibromofluoromethane (Surr)
- TOL = Toluene-d8 (Surr)

Method: 8260D - Volatile Organic Compounds by GC/MS

Matrix: Water

Prep Type: Total/NA

Lab Sample ID	Client Sample ID	Percent Surrogate Recovery (Acceptance Limits)			
		DCA (80-120)	BFB (80-120)	DBFM (80-120)	TOL (80-120)
410-140000-11	TB1-20230822	105	97	105	93
410-140000-15	TB2-20230822	108	98	104	92
410-140000-16	EB1-20230822	104	95	102	94
410-140000-17	EB2-20230822	103	97	103	93
LCS 410-413492/4	Lab Control Sample	104	100	100	96
MB 410-413492/6	Method Blank	107	98	102	93

Surrogate Legend

- DCA = 1,2-Dichloroethane-d4 (Surr)
- BFB = 4-Bromofluorobenzene (Surr)
- DBFM = Dibromofluoromethane (Surr)
- TOL = Toluene-d8 (Surr)

Surrogate Summary

Client: Integral Consulting Inc NYSERDA FOIL Response, January 30, 2024 (R000359-122823)

PDF Page 297 of 526 Job ID: 410-140000-1

Project/Site: Solar Farm/Battery NY State

Method: 8270E - Semivolatile Organic Compounds (GC/MS)

Matrix: Solid

Prep Type: Total/NA

Lab Sample ID	Client Sample ID	Percent Surrogate Recovery (Acceptance Limits)					
		TBP (10-138)	FBP (37-120)	2FP (22-120)	NBZ (26-120)	TPHd14 (40-133)	PHL (27-120)
410-140000-1	SS-3 (0-0.25)	77	72	63	71	83	68
410-140000-2	SS-3 (0.75-1)	81	75	72	74	86	75
410-140000-3	SS-2 (0-0.25)	74	70	66	73	81	70
410-140000-4	SS-2 (0.75-1)	77	72	67	71	87	69
410-140000-5	SS-1 (0-0.25)	74	72	65	70	84	67
410-140000-6	SS-1 (0.75-1)	69	65	62	65	81	65
410-140000-7	SS-7 (0-0.25)	72	67	64	67	79	67
410-140000-8	SS-7 (0.75-1)	66	65	61	64	73	62
410-140000-9	SS-8 (0-0.25)	77	70	67	69	83	69
410-140000-10	SS-8 (0.75-1)	71	68	63	66	80	65
410-140000-12	SS-9 (0-0.25)	72	71	66	64	77	71
410-140000-13	SS-9 (0.75-1)	71	69	63	67	77	65
410-140000-14	SS-5 (0-0.25)	76	76	71	73	87	75
410-140000-14 MS	SS-5 (0-0.25)	64	64	59	61	75	62
410-140000-14 MSD	SS-5 (0-0.25)	77	73	69	69	81	72
410-140000-18	SS-5 (0.75-1)	42	45	44	44	53	46
LCS 410-413420/2-A	Lab Control Sample	85	81	70	75	93	73
LCS 410-414990/2-A	Lab Control Sample	83	79	76	76	93	78
MB 410-413420/1-A	Method Blank	83	78	71	75	99	73
MB 410-414990/1-A	Method Blank	79	75	74	73	93	76

Surrogate Legend

- TBP = 2,4,6-Tribromophenol (Surr)
- FBP = 2-Fluorobiphenyl (Surr)
- 2FP = 2-Fluorophenol (Surr)
- NBZ = Nitrobenzene-d5 (Surr)
- TPHd14 = p-Terphenyl-d14 (Surr)
- PHL = Phenol-d5 (Surr)

Method: 8270E - Semivolatile Organic Compounds (GC/MS)

Matrix: Water

Prep Type: Total/NA

Lab Sample ID	Client Sample ID	Percent Surrogate Recovery (Acceptance Limits)					
		FBP (44-120)	2FP (10-120)	NBZ (31-120)	TPHd14 (30-125)	TBP (13-138)	PHL (10-120)
410-140000-16	EB1-20230822	64	42	77	65	72	31
410-140000-17	EB2-20230822	75	45	78	93	71	30
LCS 410-413148/2-A	Lab Control Sample	78	55	77	83	91	39
LCS 410-413381/2-A	Lab Control Sample	70	45	70	75	69	32
LCSD 410-413148/3-A	Lab Control Sample Dup	67	60	76	79	83	42
LCSD 410-413381/3-A	Lab Control Sample Dup	74	49	77	82	76	36
MB 410-413148/1-A	Method Blank	61	44	74	76	79	31
MB 410-413381/1-A	Method Blank	77	42	79	86	77	30

Surrogate Legend

- FBP = 2-Fluorobiphenyl (Surr)
- 2FP = 2-Fluorophenol (Surr)
- NBZ = Nitrobenzene-d5 (Surr)
- TPHd14 = p-Terphenyl-d14 (Surr)
- TBP = 2,4,6-Tribromophenol (Surr)
- PHL = Phenol-d5 (Surr)

QC Sample Results

Client: Integral Consulting Inc NYSDA FOIL Response, January 30, 2024 (R000359-122823)

PDF Page 298 of 526 Job ID: 410-140000-1

Project/Site: Solar Farm/Battery NY State

Method: 8260D - Volatile Organic Compounds by GC/MS

Lab Sample ID: 410-140000-14 MS

Matrix: Solid

Analysis Batch: 413639

Client Sample ID: SS-5 (0-0.25)

Prep Type: Total/NA

Prep Batch: 412678

Analyte	Sample	Sample	Spike	MS	MS	Unit	D	%Rec	%Rec Limits
	Result	Qualifier	Added	Result	Qualifier				
1,1,1-Trichloroethane	ND		21.0	17.0		ug/Kg	*	81	69 - 123
1,1,2-Trichloroethane	ND	F1	21.0	15.9	F1	ug/Kg	*	76	80 - 120
1,1-Dichloroethene	ND		21.0	18.6		ug/Kg	*	89	73 - 129
1,2,4-Trichlorobenzene	ND	F1	21.0	7.28	J F1	ug/Kg	*	35	56 - 130
1,2-Dichlorobenzene	ND	F1	21.0	9.35	F1	ug/Kg	*	45	76 - 120
1,2-Dichloroethane	ND		21.0	17.4		ug/Kg	*	83	71 - 128
1,2-Dichloropropane	ND	F1	21.0	14.1	F1	ug/Kg	*	67	80 - 120
1,4-Dichlorobenzene	ND	F1	21.0	9.65	F1	ug/Kg	*	46	80 - 120
Benzene	ND	F1	21.0	15.9	F1	ug/Kg	*	76	80 - 120
Bromodichloromethane	ND		21.0	15.1		ug/Kg	*	72	70 - 120
Bromoform	ND		21.0	16.0		ug/Kg	*	76	51 - 127
Carbon tetrachloride	ND		21.0	17.1		ug/Kg	*	81	64 - 134
Chlorobenzene	ND	F1	21.0	12.3	F1	ug/Kg	*	59	80 - 120
Chloroform	ND	F1	21.0	15.9	F1	ug/Kg	*	76	80 - 120
cis-1,2-Dichloroethene	ND		21.0	16.8		ug/Kg	*	80	80 - 123
Dibromochloromethane	ND		21.0	15.4		ug/Kg	*	73	69 - 125
Ethylbenzene	ND	F1	21.0	11.8	F1	ug/Kg	*	56	78 - 120
m&p-Xylene	ND	F1	42.0	23.9	F1	ug/Kg	*	57	80 - 120
Methylene Chloride	ND		21.0	16.3		ug/Kg	*	77	76 - 122
o-Xylene	ND	F1	21.0	11.5	F1	ug/Kg	*	55	75 - 120
Styrene	ND	F1	21.0	11.0	F1	ug/Kg	*	52	76 - 120
Tetrachloroethene	ND	F1	21.0	13.9	F1	ug/Kg	*	66	73 - 120
Toluene	ND	F1	21.0	13.6	F1	ug/Kg	*	65	80 - 120
trans-1,2-Dichloroethene	ND	F1	21.0	16.6	F1	ug/Kg	*	79	80 - 125
Trichloroethene	ND	F1	21.0	15.2	F1	ug/Kg	*	72	80 - 120
Vinyl chloride	ND		21.0	14.5		ug/Kg	*	69	52 - 120

Surrogate	MS	MS	Limits
	%Recovery	Qualifier	
4-Bromofluorobenzene (Surr)	96		50 - 131
1,2-Dichloroethane-d4 (Surr)	110		54 - 135
Dibromofluoromethane (Surr)	105		50 - 141
Toluene-d8 (Surr)	97		52 - 141

Lab Sample ID: 410-140000-14 MSD

Matrix: Solid

Analysis Batch: 413639

Client Sample ID: SS-5 (0-0.25)

Prep Type: Total/NA

Prep Batch: 412678

Analyte	Sample	Sample	Spike	MSD	MSD	Unit	D	%Rec	%Rec Limits	RPD	RPD
	Result	Qualifier	Added	Result	Qualifier					RPD	Limit
1,1,1-Trichloroethane	ND		20.7	18.7		ug/Kg	*	90	69 - 123	10	30
1,1,2-Trichloroethane	ND	F1	20.7	17.0		ug/Kg	*	82	80 - 120	7	30
1,1-Dichloroethene	ND		20.7	19.4		ug/Kg	*	94	73 - 129	4	30
1,2,4-Trichlorobenzene	ND	F1	20.7	9.29	J F1	ug/Kg	*	45	56 - 130	24	30
1,2-Dichlorobenzene	ND	F1	20.7	12.1	F1	ug/Kg	*	58	76 - 120	25	30
1,2-Dichloroethane	ND		20.7	18.0		ug/Kg	*	87	71 - 128	3	30
1,2-Dichloropropane	ND	F1	20.7	15.8	F1	ug/Kg	*	76	80 - 120	11	30
1,4-Dichlorobenzene	ND	F1	20.7	12.3	F1	ug/Kg	*	59	80 - 120	24	30
Benzene	ND	F1	20.7	17.3		ug/Kg	*	83	80 - 120	8	30
Bromodichloromethane	ND		20.7	16.9		ug/Kg	*	81	70 - 120	11	30

Eurofins Lancaster Laboratories Environment Testing, LLC

QC Sample Results

Client: Integral Consulting Inc NYSERDA FOIL Response, January 30, 2024 (R000359-122823)

PDF Page 299 of 526
Job ID: 410-140000-1

Project/Site: Solar Farm/Battery NY State

Method: 8260D - Volatile Organic Compounds by GC/MS (Continued)

Lab Sample ID: 410-140000-14 MSD

Client Sample ID: SS-5 (0-0.25)

Matrix: Solid

Prep Type: Total/NA

Analysis Batch: 413639

Prep Batch: 412678

Analyte	Sample	Sample	Spike	MSD	MSD	Unit	D	%Rec	%Rec	RPD	RPD
	Result	Qualifier	Added	Result	Qualifier				Limits		
Bromoform	ND		20.7	17.8		ug/Kg	⊛	86	51 - 127	11	30
Carbon tetrachloride	ND		20.7	18.8		ug/Kg	⊛	91	64 - 134	10	30
Chlorobenzene	ND	F1	20.7	14.3	F1	ug/Kg	⊛	69	80 - 120	15	30
Chloroform	ND	F1	20.7	17.6		ug/Kg	⊛	85	80 - 120	10	30
cis-1,2-Dichloroethene	ND		20.7	18.0		ug/Kg	⊛	87	80 - 123	7	30
Dibromochloromethane	ND		20.7	16.9		ug/Kg	⊛	81	69 - 125	9	30
Ethylbenzene	ND	F1	20.7	14.4	F1	ug/Kg	⊛	69	78 - 120	20	30
m&p-Xylene	ND	F1	41.4	29.6	F1	ug/Kg	⊛	71	80 - 120	21	30
Methylene Chloride	ND		20.7	17.5		ug/Kg	⊛	84	76 - 122	7	30
o-Xylene	ND	F1	20.7	14.2	F1	ug/Kg	⊛	69	75 - 120	21	30
Styrene	ND	F1	20.7	13.5	F1	ug/Kg	⊛	65	76 - 120	20	30
Tetrachloroethene	ND	F1	20.7	16.6		ug/Kg	⊛	80	73 - 120	17	30
Toluene	ND	F1	20.7	15.5	F1	ug/Kg	⊛	75	80 - 120	13	30
trans-1,2-Dichloroethene	ND	F1	20.7	18.1		ug/Kg	⊛	87	80 - 125	9	30
Trichloroethene	ND	F1	20.7	16.7		ug/Kg	⊛	80	80 - 120	9	30
Vinyl chloride	ND		20.7	16.3		ug/Kg	⊛	79	52 - 120	12	30

Surrogate	MSD	MSD	Limits
	%Recovery	Qualifier	
4-Bromofluorobenzene (Surr)	96		50 - 131
1,2-Dichloroethane-d4 (Surr)	112		54 - 135
Dibromofluoromethane (Surr)	107		50 - 141
Toluene-d8 (Surr)	97		52 - 141

Lab Sample ID: MB 410-413492/6

Client Sample ID: Method Blank

Matrix: Water

Prep Type: Total/NA

Analysis Batch: 413492

Analyte	MB	MB	RL	MDL	Unit	D	Prepared	Analyzed	Dil Fac
	Result	Qualifier							
1,1,1-Trichloroethane	ND		1.0	0.30	ug/L			08/28/23 21:47	1
1,1,2-Trichloroethane	ND		1.0	0.30	ug/L			08/28/23 21:47	1
1,1-Dichloroethene	ND		1.0	0.30	ug/L			08/28/23 21:47	1
1,2,4-Trichlorobenzene	ND		5.0	0.30	ug/L			08/28/23 21:47	1
1,2-Dichlorobenzene	ND		5.0	0.20	ug/L			08/28/23 21:47	1
1,2-Dichloroethane	ND		1.0	0.30	ug/L			08/28/23 21:47	1
1,2-Dichloropropane	ND		1.0	0.30	ug/L			08/28/23 21:47	1
1,4-Dichlorobenzene	ND		5.0	0.30	ug/L			08/28/23 21:47	1
Benzene	ND		1.0	0.30	ug/L			08/28/23 21:47	1
Bromodichloromethane	ND		1.0	0.20	ug/L			08/28/23 21:47	1
Bromoform	ND		4.0	1.0	ug/L			08/28/23 21:47	1
Carbon tetrachloride	ND		1.0	0.30	ug/L			08/28/23 21:47	1
Chlorobenzene	ND		1.0	0.30	ug/L			08/28/23 21:47	1
Chloroform	ND		1.0	0.30	ug/L			08/28/23 21:47	1
cis-1,2-Dichloroethene	ND		1.0	0.30	ug/L			08/28/23 21:47	1
Dibromochloromethane	ND		1.0	0.20	ug/L			08/28/23 21:47	1
Ethylbenzene	ND		1.0	0.40	ug/L			08/28/23 21:47	1
m&p-Xylene	ND		5.0	2.0	ug/L			08/28/23 21:47	1
Methylene Chloride	ND		1.0	0.30	ug/L			08/28/23 21:47	1
o-Xylene	ND		1.0	0.40	ug/L			08/28/23 21:47	1

Eurofins Lancaster Laboratories Environment Testing, LLC

QC Sample Results

Client: Integral Consulting Inc NYSERDA FOIL Response, January 30, 2024 (R000359-122823)

PDF Page 300 of 526 Job ID: 410-140000-1

Project/Site: Solar Farm/Battery NY State

Method: 8260D - Volatile Organic Compounds by GC/MS (Continued)

Lab Sample ID: MB 410-413492/6

Client Sample ID: Method Blank

Matrix: Water

Prep Type: Total/NA

Analysis Batch: 413492

Analyte	MB Result	MB Qualifier	RL	MDL	Unit	D	Prepared	Analyzed	Dil Fac
Styrene	ND		5.0	0.30	ug/L			08/28/23 21:47	1
Tetrachloroethene	ND		1.0	0.30	ug/L			08/28/23 21:47	1
Toluene	ND		1.0	0.30	ug/L			08/28/23 21:47	1
trans-1,2-Dichloroethene	ND		2.0	0.70	ug/L			08/28/23 21:47	1
Trichloroethene	ND		1.0	0.30	ug/L			08/28/23 21:47	1
Vinyl chloride	ND		1.0	0.30	ug/L			08/28/23 21:47	1

Tentatively Identified Compound	MB Est. Result	MB Qualifier	Unit	D	RT	CAS No.	Prepared	Analyzed	Dil Fac
Tentatively Identified Compound	None		ug/L			N/A		08/28/23 21:47	1

Surrogate	MB %Recovery	MB Qualifier	Limits	Prepared	Analyzed	Dil Fac
1,2-Dichloroethane-d4 (Surr)	107		80 - 120		08/28/23 21:47	1
4-Bromofluorobenzene (Surr)	98		80 - 120		08/28/23 21:47	1
Dibromofluoromethane (Surr)	102		80 - 120		08/28/23 21:47	1
Toluene-d8 (Surr)	93		80 - 120		08/28/23 21:47	1

Lab Sample ID: LCS 410-413492/4

Client Sample ID: Lab Control Sample

Matrix: Water

Prep Type: Total/NA

Analysis Batch: 413492

Analyte	Spike Added	LCS Result	LCS Qualifier	Unit	D	%Rec	%Rec Limits
1,1,1-Trichloroethane	20.0	18.0		ug/L		90	67 - 126
1,1,2-Trichloroethane	20.0	19.2		ug/L		96	80 - 120
1,1-Dichloroethene	20.0	18.4		ug/L		92	80 - 131
1,2,4-Trichlorobenzene	20.0	16.1		ug/L		81	63 - 120
1,2-Dichlorobenzene	20.0	17.4		ug/L		87	80 - 120
1,2-Dichloroethane	20.0	17.2		ug/L		86	73 - 124
1,2-Dichloropropane	20.0	20.2		ug/L		101	80 - 120
1,4-Dichlorobenzene	20.0	19.7		ug/L		98	80 - 120
Benzene	20.0	20.9		ug/L		104	80 - 120
Bromodichloromethane	20.0	19.8		ug/L		99	71 - 120
Bromoform	20.0	19.5		ug/L		98	51 - 120
Carbon tetrachloride	20.0	18.7		ug/L		94	64 - 134
Chlorobenzene	20.0	19.3		ug/L		97	80 - 120
Chloroform	20.0	18.9		ug/L		95	80 - 120
cis-1,2-Dichloroethene	20.0	20.3		ug/L		102	80 - 125
Dibromochloromethane	20.0	18.8		ug/L		94	71 - 120
Ethylbenzene	20.0	18.8		ug/L		94	80 - 120
m&p-Xylene	40.0	38.1		ug/L		95	80 - 120
Methylene Chloride	20.0	18.7		ug/L		94	80 - 120
o-Xylene	20.0	18.2		ug/L		91	80 - 120
Styrene	20.0	19.1		ug/L		95	80 - 120
Tetrachloroethene	20.0	18.1		ug/L		90	80 - 120
Toluene	20.0	18.8		ug/L		94	80 - 120
trans-1,2-Dichloroethene	20.0	19.1		ug/L		96	80 - 126
Trichloroethene	20.0	19.6		ug/L		98	80 - 120
Vinyl chloride	20.0	22.4		ug/L		112	56 - 120

QC Sample Results

Client: Integral Consulting Inc
 Project/Site: Solar Farm/Battery NY State

PDF Page 301 of 526
 Job ID: 410-140000-1

Method: 8260D - Volatile Organic Compounds by GC/MS (Continued)

Lab Sample ID: LCS 410-413492/4

Matrix: Water

Analysis Batch: 413492

Client Sample ID: Lab Control Sample

Prep Type: Total/NA

Surrogate	LCS	LCS	Limits
	%Recovery	Qualifier	
1,2-Dichloroethane-d4 (Surr)	104		80 - 120
4-Bromofluorobenzene (Surr)	100		80 - 120
Dibromofluoromethane (Surr)	100		80 - 120
Toluene-d8 (Surr)	96		80 - 120

Lab Sample ID: MB 410-413639/7

Matrix: Solid

Analysis Batch: 413639

Client Sample ID: Method Blank

Prep Type: Total/NA

Analyte	MB	MB	RL	MDL	Unit	D	Prepared	Analyzed	Dil Fac
	Result	Qualifier							
1,1,1-Trichloroethane	ND		5.0	0.60	ug/Kg			08/29/23 11:39	1
1,1,2-Trichloroethane	ND		5.0	0.50	ug/Kg			08/29/23 11:39	1
1,1-Dichloroethene	ND		5.0	0.50	ug/Kg			08/29/23 11:39	1
1,2,4-Trichlorobenzene	ND		10	5.0	ug/Kg			08/29/23 11:39	1
1,2-Dichlorobenzene	ND		5.0	0.70	ug/Kg			08/29/23 11:39	1
1,2-Dichloroethane	ND		5.0	0.60	ug/Kg			08/29/23 11:39	1
1,2-Dichloropropane	ND		5.0	0.50	ug/Kg			08/29/23 11:39	1
1,4-Dichlorobenzene	ND		5.0	0.70	ug/Kg			08/29/23 11:39	1
Benzene	ND		5.0	0.50	ug/Kg			08/29/23 11:39	1
Bromodichloromethane	ND		5.0	0.70	ug/Kg			08/29/23 11:39	1
Bromoform	ND		10	5.0	ug/Kg			08/29/23 11:39	1
Carbon tetrachloride	ND		5.0	0.70	ug/Kg			08/29/23 11:39	1
Chlorobenzene	ND		5.0	0.70	ug/Kg			08/29/23 11:39	1
Chloroform	ND		5.0	0.60	ug/Kg			08/29/23 11:39	1
cis-1,2-Dichloroethene	ND		5.0	0.50	ug/Kg			08/29/23 11:39	1
Dibromochloromethane	ND		5.0	0.50	ug/Kg			08/29/23 11:39	1
Ethylbenzene	ND		5.0	0.70	ug/Kg			08/29/23 11:39	1
m&p-Xylene	ND		5.0	2.0	ug/Kg			08/29/23 11:39	1
Methylene Chloride	ND		5.0	2.0	ug/Kg			08/29/23 11:39	1
o-Xylene	ND		5.0	0.70	ug/Kg			08/29/23 11:39	1
Styrene	ND		5.0	0.70	ug/Kg			08/29/23 11:39	1
Tetrachloroethene	ND		5.0	0.70	ug/Kg			08/29/23 11:39	1
Toluene	ND		5.0	0.60	ug/Kg			08/29/23 11:39	1
trans-1,2-Dichloroethene	ND		5.0	0.50	ug/Kg			08/29/23 11:39	1
Trichloroethene	ND		5.0	0.50	ug/Kg			08/29/23 11:39	1
Vinyl chloride	ND		5.0	0.60	ug/Kg			08/29/23 11:39	1

Tentatively Identified Compound	MB	MB	Unit	D	RT	CAS No.	Prepared	Analyzed	Dil Fac
	Est. Result	Qualifier							
Tentatively Identified Compound	None		ug/Kg			N/A		08/29/23 11:39	1

Surrogate	MB	MB	Limits	Prepared	Analyzed	Dil Fac
	%Recovery	Qualifier				
1,2-Dichloroethane-d4 (Surr)	106		54 - 135		08/29/23 11:39	1
4-Bromofluorobenzene (Surr)	93		50 - 131		08/29/23 11:39	1
Dibromofluoromethane (Surr)	107		50 - 141		08/29/23 11:39	1
Toluene-d8 (Surr)	97		52 - 141		08/29/23 11:39	1

QC Sample Results

Client: Integral Consulting Inc PDF Page 302 of 526
 Project/Site: Solar Farm/Battery NY State Job ID: 410-140000-1

Method: 8260D - Volatile Organic Compounds by GC/MS (Continued)

Lab Sample ID: LCS 410-413639/4

Matrix: Solid

Analysis Batch: 413639

Client Sample ID: Lab Control Sample

Prep Type: Total/NA

Analyte	Spike Added	LCS Result	LCS Qualifier	Unit	D	%Rec	%Rec Limits
1,1,1-Trichloroethane	20.0	19.0		ug/Kg		95	69 - 123
1,1,2-Trichloroethane	20.0	18.6		ug/Kg		93	80 - 120
1,1-Dichloroethene	20.0	20.1		ug/Kg		101	73 - 129
1,2,4-Trichlorobenzene	20.0	18.7		ug/Kg		93	56 - 130
1,2-Dichlorobenzene	20.0	18.3		ug/Kg		92	76 - 120
1,2-Dichloroethane	20.0	18.9		ug/Kg		94	71 - 128
1,2-Dichloropropane	20.0	16.8		ug/Kg		84	80 - 120
1,4-Dichlorobenzene	20.0	18.9		ug/Kg		95	80 - 120
Benzene	20.0	18.4		ug/Kg		92	80 - 120
Bromodichloromethane	20.0	18.7		ug/Kg		93	70 - 120
Bromoform	20.0	22.2		ug/Kg		111	51 - 127
Carbon tetrachloride	20.0	19.0		ug/Kg		95	64 - 134
Chlorobenzene	20.0	17.9		ug/Kg		90	80 - 120
Chloroform	20.0	18.3		ug/Kg		92	80 - 120
cis-1,2-Dichloroethene	20.0	19.1		ug/Kg		96	80 - 125
Dibromochloromethane	20.0	19.2		ug/Kg		96	69 - 125
Ethylbenzene	20.0	17.4		ug/Kg		87	78 - 120
m&p-Xylene	40.0	36.2		ug/Kg		90	80 - 120
Methylene Chloride	20.0	18.8		ug/Kg		94	76 - 122
o-Xylene	20.0	18.0		ug/Kg		90	75 - 120
Styrene	20.0	17.8		ug/Kg		89	76 - 120
Tetrachloroethene	20.0	19.2		ug/Kg		96	73 - 120
Toluene	20.0	17.5		ug/Kg		88	80 - 120
trans-1,2-Dichloroethene	20.0	18.9		ug/Kg		95	80 - 126
Trichloroethene	20.0	18.5		ug/Kg		93	80 - 120
Vinyl chloride	20.0	17.6		ug/Kg		88	52 - 120

Surrogate	LCS %Recovery	LCS Qualifier	Limits
1,2-Dichloroethane-d4 (Surr)	103		54 - 135
4-Bromofluorobenzene (Surr)	97		50 - 131
Dibromofluoromethane (Surr)	104		50 - 141
Toluene-d8 (Surr)	99		52 - 141

Lab Sample ID: LCSD 410-413639/5

Matrix: Solid

Analysis Batch: 413639

Client Sample ID: Lab Control Sample Dup

Prep Type: Total/NA

Analyte	Spike Added	LCSD Result	LCSD Qualifier	Unit	D	%Rec	%Rec Limits	RPD	RPD Limit
1,1,1-Trichloroethane	20.0	18.2		ug/Kg		91	69 - 123	4	30
1,1,2-Trichloroethane	20.0	18.1		ug/Kg		91	80 - 120	3	30
1,1-Dichloroethene	20.0	19.3		ug/Kg		97	73 - 129	4	30
1,2,4-Trichlorobenzene	20.0	20.1		ug/Kg		100	56 - 130	7	30
1,2-Dichlorobenzene	20.0	19.2		ug/Kg		96	76 - 120	5	30
1,2-Dichloroethane	20.0	18.0		ug/Kg		90	71 - 128	5	30
1,2-Dichloropropane	20.0	16.8		ug/Kg		84	80 - 120	0	30
1,4-Dichlorobenzene	20.0	19.9		ug/Kg		100	80 - 120	5	30
Benzene	20.0	17.8		ug/Kg		89	80 - 120	4	30
Bromodichloromethane	20.0	18.3		ug/Kg		91	70 - 120	2	30

QC Sample Results

Client: Integral Consulting Inc
 Project/Site: Solar Farm/Battery NY State

PDF Page 303 of 526
 Job ID: 410-140000-1

Method: 8260D - Volatile Organic Compounds by GC/MS (Continued)

Lab Sample ID: LCSD 410-413639/5

Matrix: Solid

Analysis Batch: 413639

Client Sample ID: Lab Control Sample Dup

Prep Type: Total/NA

Analyte	Spike Added	LCSD Result	LCSD Qualifier	Unit	D	%Rec	%Rec Limits	RPD	RPD Limit
Bromoform	20.0	21.5		ug/Kg		107	51 - 127	3	30
Carbon tetrachloride	20.0	18.5		ug/Kg		92	64 - 134	3	30
Chlorobenzene	20.0	17.5		ug/Kg		88	80 - 120	2	30
Chloroform	20.0	17.7		ug/Kg		88	80 - 120	4	30
cis-1,2-Dichloroethene	20.0	18.8		ug/Kg		94	80 - 125	1	30
Dibromochloromethane	20.0	18.9		ug/Kg		95	69 - 125	2	30
Ethylbenzene	20.0	17.4		ug/Kg		87	78 - 120	0	30
m&p-Xylene	40.0	36.7		ug/Kg		92	80 - 120	1	30
Methylene Chloride	20.0	18.2		ug/Kg		91	76 - 122	3	30
o-Xylene	20.0	17.9		ug/Kg		90	75 - 120	1	30
Styrene	20.0	17.5		ug/Kg		88	76 - 120	1	30
Tetrachloroethene	20.0	18.7		ug/Kg		94	73 - 120	2	30
Toluene	20.0	16.9		ug/Kg		84	80 - 120	4	30
trans-1,2-Dichloroethene	20.0	18.3		ug/Kg		91	80 - 126	4	30
Trichloroethene	20.0	17.4		ug/Kg		87	80 - 120	6	30
Vinyl chloride	20.0	16.8		ug/Kg		84	52 - 120	5	30

Surrogate	LCSD %Recovery	LCSD Qualifier	LCSD Limits
1,2-Dichloroethane-d4 (Surr)	104		54 - 135
4-Bromofluorobenzene (Surr)	95		50 - 131
Dibromofluoromethane (Surr)	104		50 - 141
Toluene-d8 (Surr)	96		52 - 141

Method: 8270E - Semivolatile Organic Compounds (GC/MS)

Lab Sample ID: MB 410-413148/1-A

Matrix: Water

Analysis Batch: 413455

Client Sample ID: Method Blank

Prep Type: Total/NA

Prep Batch: 413148

Analyte	MB Result	MB Qualifier	RL	MDL	Unit	D	Prepared	Analyzed	Dil Fac
1,1'-Biphenyl	ND		2.0	0.50	ug/L		08/28/23 08:34	08/28/23 19:34	1
2,2'-oxybis[1-chloropropane]	ND		2.0	0.50	ug/L		08/28/23 08:34	08/28/23 19:34	1
2,4,5-Trichlorophenol	ND		2.0	0.50	ug/L		08/28/23 08:34	08/28/23 19:34	1
2,4,6-Trichlorophenol	ND		2.0	0.50	ug/L		08/28/23 08:34	08/28/23 19:34	1
2,4-Dichlorophenol	ND		2.0	0.50	ug/L		08/28/23 08:34	08/28/23 19:34	1
2,4-Dimethylphenol	ND		10	3.0	ug/L		08/28/23 08:34	08/28/23 19:34	1
2,4-Dinitrophenol	ND		30	14	ug/L		08/28/23 08:34	08/28/23 19:34	1
2,4-Dinitrotoluene	ND		5.0	1.0	ug/L		08/28/23 08:34	08/28/23 19:34	1
2,6-Dinitrotoluene	ND		2.0	0.50	ug/L		08/28/23 08:34	08/28/23 19:34	1
2-Chloronaphthalene	ND		1.0	0.40	ug/L		08/28/23 08:34	08/28/23 19:34	1
2-Chlorophenol	ND		2.0	0.50	ug/L		08/28/23 08:34	08/28/23 19:34	1
2-Methylnaphthalene	ND		0.50	0.10	ug/L		08/28/23 08:34	08/28/23 19:34	1
2-Methylphenol	ND		2.0	0.50	ug/L		08/28/23 08:34	08/28/23 19:34	1
2-Nitroaniline	ND		5.0	1.0	ug/L		08/28/23 08:34	08/28/23 19:34	1
2-Nitrophenol	ND		5.0	1.0	ug/L		08/28/23 08:34	08/28/23 19:34	1
3,3'-Dichlorobenzidine	ND		10	4.0	ug/L		08/28/23 08:34	08/28/23 19:34	1
3-Nitroaniline	ND		5.0	2.0	ug/L		08/28/23 08:34	08/28/23 19:34	1
4,6-Dinitro-2-methylphenol	ND		21	8.0	ug/L		08/28/23 08:34	08/28/23 19:34	1
4-Bromophenyl phenyl ether	ND		2.0	0.50	ug/L		08/28/23 08:34	08/28/23 19:34	1

Eurofins Lancaster Laboratories Environment Testing, LLC

QC Sample Results

Client: Integral Consulting Inc NYSERDA FOIL Response, January 30, 2024 (R000359-122823)

PDF Page 304 of 526
Job ID: 410-140000-1

Project/Site: Solar Farm/Battery NY State

Method: 8270E - Semivolatile Organic Compounds (GC/MS) (Continued)

Lab Sample ID: MB 410-413148/1-A

Client Sample ID: Method Blank

Matrix: Water

Prep Type: Total/NA

Analysis Batch: 413455

Prep Batch: 413148

Analyte	MB	MB	RL	MDL	Unit	D	Prepared	Analyzed	Dil Fac
	Result	Qualifier							
4-Chloro-3-methylphenol	ND		5.0	1.0	ug/L		08/28/23 08:34	08/28/23 19:34	1
4-Chloroaniline	ND		10	4.0	ug/L		08/28/23 08:34	08/28/23 19:34	1
4-Chlorophenyl phenyl ether	ND		2.0	0.50	ug/L		08/28/23 08:34	08/28/23 19:34	1
4-Methylphenol	ND		2.0	0.50	ug/L		08/28/23 08:34	08/28/23 19:34	1
4-Nitroaniline	ND		3.0	0.90	ug/L		08/28/23 08:34	08/28/23 19:34	1
4-Nitrophenol	ND		30	10	ug/L		08/28/23 08:34	08/28/23 19:34	1
Acenaphthene	ND		0.50	0.10	ug/L		08/28/23 08:34	08/28/23 19:34	1
Acenaphthylene	ND		0.50	0.10	ug/L		08/28/23 08:34	08/28/23 19:34	1
Acetophenone	ND		5.0	1.0	ug/L		08/28/23 08:34	08/28/23 19:34	1
Anthracene	ND		0.50	0.10	ug/L		08/28/23 08:34	08/28/23 19:34	1
Atrazine	ND		5.0	1.0	ug/L		08/28/23 08:34	08/28/23 19:34	1
Benzaldehyde	ND		5.0	1.0	ug/L		08/28/23 08:34	08/28/23 19:34	1
Benzo[a]anthracene	ND		0.50	0.10	ug/L		08/28/23 08:34	08/28/23 19:34	1
Benzo[a]pyrene	ND		0.50	0.11	ug/L		08/28/23 08:34	08/28/23 19:34	1
Benzo[b]fluoranthene	ND		0.50	0.10	ug/L		08/28/23 08:34	08/28/23 19:34	1
Benzo[g,h,i]perylene	ND		0.50	0.10	ug/L		08/28/23 08:34	08/28/23 19:34	1
Benzo[k]fluoranthene	ND		0.50	0.10	ug/L		08/28/23 08:34	08/28/23 19:34	1
Butyl benzyl phthalate	ND		5.0	2.0	ug/L		08/28/23 08:34	08/28/23 19:34	1
Caprolactam	ND		7.0	3.0	ug/L		08/28/23 08:34	08/28/23 19:34	1
Carbazole	ND		2.0	0.50	ug/L		08/28/23 08:34	08/28/23 19:34	1
Chrysene	ND		0.50	0.10	ug/L		08/28/23 08:34	08/28/23 19:34	1
Di-n-butyl phthalate	ND		5.0	2.0	ug/L		08/28/23 08:34	08/28/23 19:34	1
Di-n-octyl phthalate	ND		11	5.0	ug/L		08/28/23 08:34	08/28/23 19:34	1
Dibenz(a,h)anthracene	ND		0.50	0.10	ug/L		08/28/23 08:34	08/28/23 19:34	1
Dibenzofuran	ND		2.0	0.50	ug/L		08/28/23 08:34	08/28/23 19:34	1
Diethyl phthalate	ND		5.0	2.0	ug/L		08/28/23 08:34	08/28/23 19:34	1
Dimethyl phthalate	ND		5.0	2.0	ug/L		08/28/23 08:34	08/28/23 19:34	1
Fluoranthene	ND		0.50	0.10	ug/L		08/28/23 08:34	08/28/23 19:34	1
Fluorene	ND		0.50	0.12	ug/L		08/28/23 08:34	08/28/23 19:34	1
Hexachlorobenzene	ND		0.50	0.11	ug/L		08/28/23 08:34	08/28/23 19:34	1
Hexachlorobutadiene	ND		2.0	0.50	ug/L		08/28/23 08:34	08/28/23 19:34	1
Hexachlorocyclopentadiene	ND		11	5.0	ug/L		08/28/23 08:34	08/28/23 19:34	1
Hexachloroethane	ND		5.0	0.50	ug/L		08/28/23 08:34	08/28/23 19:34	1
Indeno[1,2,3-cd]pyrene	ND		0.50	0.11	ug/L		08/28/23 08:34	08/28/23 19:34	1
Isophorone	ND		2.0	0.50	ug/L		08/28/23 08:34	08/28/23 19:34	1
N-Nitrosodi-n-propylamine	ND		2.0	0.50	ug/L		08/28/23 08:34	08/28/23 19:34	1
Bis(2-chloroethoxy)methane	ND		2.0	0.50	ug/L		08/28/23 08:34	08/28/23 19:34	1
N-Nitrosodiphenylamine	ND		2.0	0.50	ug/L		08/28/23 08:34	08/28/23 19:34	1
Bis(2-chloroethyl)ether	ND		2.0	0.50	ug/L		08/28/23 08:34	08/28/23 19:34	1
Naphthalene	ND		0.50	0.10	ug/L		08/28/23 08:34	08/28/23 19:34	1
Bis(2-ethylhexyl) phthalate	ND		5.0	2.0	ug/L		08/28/23 08:34	08/28/23 19:34	1
Nitrobenzene	ND		2.0	0.50	ug/L		08/28/23 08:34	08/28/23 19:34	1
Pentachlorophenol	ND		5.0	1.0	ug/L		08/28/23 08:34	08/28/23 19:34	1
Phenanthrene	ND		0.50	0.11	ug/L		08/28/23 08:34	08/28/23 19:34	1
Phenol	ND		2.0	0.50	ug/L		08/28/23 08:34	08/28/23 19:34	1
Pyrene	ND		0.50	0.10	ug/L		08/28/23 08:34	08/28/23 19:34	1

QC Sample Results

Client: Integral Consulting Inc NYSERDA FOIL Response, January 30, 2024 (R000359-122823)

PDF Page 305 of 526
Job ID: 410-140000-1

Project/Site: Solar Farm/Battery NY State

Method: 8270E - Semivolatile Organic Compounds (GC/MS) (Continued)

Lab Sample ID: MB 410-413148/1-A

Client Sample ID: Method Blank

Matrix: Water

Prep Type: Total/NA

Analysis Batch: 413455

Prep Batch: 413148

Tentatively Identified Compound	MB MB		Unit	D	RT	CAS No.	Prepared	Analyzed	Dil Fac
	Est. Result	Qualifier							
Unknown	7.53	T J	ug/L		1.26	N/A	08/28/23 08:34	08/28/23 19:34	1
Unknown	4.65	T J	ug/L		3.11	N/A	08/28/23 08:34	08/28/23 19:34	1
Unknown	18.8	T J	ug/L		3.44	N/A	08/28/23 08:34	08/28/23 19:34	1
Unknown	6.83	T J	ug/L		3.55	N/A	08/28/23 08:34	08/28/23 19:34	1
Unknown	8.72	T J	ug/L		3.71	N/A	08/28/23 08:34	08/28/23 19:34	1

Surrogate	MB MB		Limits	Prepared	Analyzed	Dil Fac
	%Recovery	Qualifier				
2-Fluorobiphenyl (Surr)	61		44 - 120	08/28/23 08:34	08/28/23 19:34	1
2-Fluorophenol (Surr)	44		10 - 120	08/28/23 08:34	08/28/23 19:34	1
Nitrobenzene-d5 (Surr)	74		31 - 120	08/28/23 08:34	08/28/23 19:34	1
2,4,6-Tribromophenol (Surr)	79		13 - 138	08/28/23 08:34	08/28/23 19:34	1
p-Terphenyl-d14 (Surr)	76		30 - 125	08/28/23 08:34	08/28/23 19:34	1
Phenol-d5 (Surr)	31		10 - 120	08/28/23 08:34	08/28/23 19:34	1

Lab Sample ID: LCS 410-413148/2-A

Client Sample ID: Lab Control Sample

Matrix: Water

Prep Type: Total/NA

Analysis Batch: 413455

Prep Batch: 413148

Analyte	Spike Added	LCS Result	LCS Qualifier	Unit	D	%Rec	%Rec Limits
2,2'-oxybis[1-chloropropane]	50.0	50.0		ug/L		100	43 - 121
2,4,5-Trichlorophenol	50.0	61.2		ug/L		122	60 - 136
2,4,6-Trichlorophenol	50.0	60.8		ug/L		122	63 - 133
2,4-Dichlorophenol	50.0	58.6		ug/L		117	60 - 127
2,4-Dimethylphenol	50.0	48.3		ug/L		97	62 - 120
2,4-Dinitrophenol	100	97.8		ug/L		98	36 - 147
2,4-Dinitrotoluene	50.0	56.8		ug/L		114	66 - 131
2,6-Dinitrotoluene	50.0	57.9		ug/L		116	66 - 129
2-Chloronaphthalene	50.0	54.5		ug/L		109	51 - 120
2-Chlorophenol	50.0	48.4		ug/L		97	57 - 120
2-Methylnaphthalene	50.0	50.9		ug/L		102	53 - 120
2-Methylphenol	50.0	46.9		ug/L		94	58 - 120
2-Nitroaniline	50.0	54.0		ug/L		108	63 - 134
2-Nitrophenol	50.0	51.5		ug/L		103	57 - 127
3,3'-Dichlorobenzidine	100	88.2		ug/L		88	31 - 120
3-Nitroaniline	50.0	52.0		ug/L		104	44 - 125
4,6-Dinitro-2-methylphenol	100	124		ug/L		124	54 - 148
4-Bromophenyl phenyl ether	50.0	57.5		ug/L		115	66 - 120
4-Chloro-3-methylphenol	50.0	51.1		ug/L		102	57 - 129
4-Chloroaniline	50.0	44.7		ug/L		89	33 - 120
4-Chlorophenyl phenyl ether	50.0	53.1		ug/L		106	59 - 120
4-Methylphenol	50.0	39.4		ug/L		79	49 - 120
4-Nitroaniline	50.0	55.4		ug/L		111	55 - 126
4-Nitrophenol	100	76.5		ug/L		76	17 - 120
Acenaphthene	50.0	52.4		ug/L		105	59 - 120
Acenaphthylene	50.0	54.7		ug/L		109	61 - 121
Acetophenone	50.0	48.4		ug/L		97	60 - 120
Anthracene	50.0	57.2		ug/L		114	67 - 123

Eurofins Lancaster Laboratories Environment Testing, LLC

QC Sample Results

Client: Integral Consulting Inc NYSERDA FOIL Response, January 30, 2024 (R000359-122823)

PDF Page 306 of 526 Job ID: 410-140000-1

Project/Site: Solar Farm/Battery NY State

Method: 8270E - Semivolatile Organic Compounds (GC/MS) (Continued)

Lab Sample ID: LCS 410-413148/2-A

Matrix: Water

Analysis Batch: 413455

Client Sample ID: Lab Control Sample

Prep Type: Total/NA

Prep Batch: 413148

Analyte	Spike Added	LCS Result	LCS Qualifier	Unit	D	%Rec	%Rec Limits
Atrazine	50.0	58.8		ug/L		118	53 - 126
Benzaldehyde	50.0	50.5		ug/L		101	36 - 120
Benzo[a]anthracene	50.0	57.5		ug/L		115	66 - 133
Benzo[a]pyrene	50.0	57.4		ug/L		115	64 - 131
Benzo[b]fluoranthene	50.0	48.1		ug/L		96	64 - 124
Benzo[g,h,i]perylene	50.0	53.8		ug/L		108	60 - 136
Benzo[k]fluoranthene	50.0	50.2		ug/L		100	67 - 132
Butyl benzyl phthalate	50.0	45.5		ug/L		91	30 - 128
Caprolactam	50.0	13.9		ug/L		28	12 - 120
Carbazole	50.0	56.6		ug/L		113	65 - 135
Chrysene	50.0	55.6		ug/L		111	70 - 128
Di-n-butyl phthalate	50.0	53.3		ug/L		107	58 - 132
Di-n-octyl phthalate	50.0	43.9		ug/L		88	52 - 146
Dibenz(a,h)anthracene	50.0	53.3		ug/L		107	59 - 135
Dibenzofuran	50.0	53.0		ug/L		106	63 - 120
Diethyl phthalate	50.0	51.0		ug/L		102	46 - 123
Dimethyl phthalate	50.0	44.5		ug/L		89	10 - 135
Fluoranthene	50.0	57.5		ug/L		115	70 - 128
Fluorene	50.0	51.8		ug/L		104	66 - 120
Hexachlorobenzene	50.0	56.3		ug/L		113	61 - 126
Hexachlorobutadiene	50.0	45.9		ug/L		92	10 - 120
Hexachlorocyclopentadiene	50.0	21.3		ug/L		43	10 - 120
Hexachloroethane	50.0	40.3		ug/L		81	16 - 120
Indeno[1,2,3-cd]pyrene	50.0	54.8		ug/L		110	55 - 134
Isophorone	50.0	51.1		ug/L		102	63 - 124
N-Nitrosodi-n-propylamine	50.0	44.8		ug/L		90	57 - 120
Bis(2-chloroethoxy)methane	50.0	53.3		ug/L		107	61 - 123
N-Nitrosodiphenylamine	42.5	48.0		ug/L		113	64 - 130
Bis(2-chloroethyl)ether	50.0	45.0		ug/L		90	62 - 120
Naphthalene	50.0	47.9		ug/L		96	55 - 120
Bis(2-ethylhexyl) phthalate	50.0	48.9		ug/L		98	60 - 133
Nitrobenzene	50.0	49.9		ug/L		100	59 - 120
Pentachlorophenol	100	145	*+	ug/L		145	51 - 138
Phenanthrene	50.0	58.1		ug/L		116	66 - 120
Phenol	50.0	26.6		ug/L		53	22 - 120
Pyrene	50.0	52.6		ug/L		105	67 - 126

Surrogate	LCS LCS		Limits
	%Recovery	Qualifier	
2-Fluorobiphenyl (Surr)	78		44 - 120
2-Fluorophenol (Surr)	55		10 - 120
Nitrobenzene-d5 (Surr)	77		31 - 120
2,4,6-Tribromophenol (Surr)	91		13 - 138
p-Terphenyl-d14 (Surr)	83		30 - 125
Phenol-d5 (Surr)	39		10 - 120

QC Sample Results

Client: Integral Consulting Inc NYSERDA FOIL Response, January 30, 2024 (R000359-122823)

PDF Page 307 of 526 Job ID: 410-140000-1

Project/Site: Solar Farm/Battery NY State

Method: 8270E - Semivolatile Organic Compounds (GC/MS) (Continued)

Lab Sample ID: LCSD 410-413148/3-A

Matrix: Water

Analysis Batch: 413455

Client Sample ID: Lab Control Sample Dup

Prep Type: Total/NA

Prep Batch: 413148

Analyte	Spike Added	LCSD Result	LCSD Qualifier	Unit	D	%Rec	%Rec Limits	RPD	RPD
									Limit
1,1'-Biphenyl	50.0	45.3		ug/L		91	55 - 120	12	30
2,2'-oxybis[1-chloropropane]	50.0	50.8		ug/L		102	43 - 121	1	30
2,4,5-Trichlorophenol	50.0	56.2		ug/L		112	60 - 136	9	30
2,4,6-Trichlorophenol	50.0	59.6		ug/L		119	63 - 133	2	30
2,4-Dichlorophenol	50.0	62.6		ug/L		125	60 - 127	7	30
2,4-Dimethylphenol	50.0	51.5		ug/L		103	62 - 120	7	30
2,4-Dinitrophenol	100	98.2		ug/L		98	36 - 147	0	30
2,4-Dinitrotoluene	50.0	50.6		ug/L		101	66 - 131	12	30
2,6-Dinitrotoluene	50.0	49.9		ug/L		100	66 - 129	15	30
2-Chloronaphthalene	50.0	50.4		ug/L		101	51 - 120	8	30
2-Chlorophenol	50.0	48.0		ug/L		96	57 - 120	1	30
2-Methylnaphthalene	50.0	50.7		ug/L		101	53 - 120	0	30
2-Methylphenol	50.0	50.4		ug/L		101	58 - 120	7	30
2-Nitroaniline	50.0	52.0		ug/L		104	63 - 134	4	30
2-Nitrophenol	50.0	53.7		ug/L		107	57 - 127	4	30
3,3'-Dichlorobenzidine	100	84.3		ug/L		84	31 - 120	5	30
3-Nitroaniline	50.0	49.1		ug/L		98	44 - 125	6	30
4,6-Dinitro-2-methylphenol	100	129		ug/L		129	54 - 148	3	30
4-Bromophenyl phenyl ether	50.0	55.1		ug/L		110	66 - 120	4	30
4-Chloro-3-methylphenol	50.0	53.7		ug/L		107	57 - 129	5	30
4-Chloroaniline	50.0	45.0		ug/L		90	33 - 120	1	30
4-Chlorophenyl phenyl ether	50.0	48.9		ug/L		98	59 - 120	8	30
4-Methylphenol	50.0	41.9		ug/L		84	49 - 120	6	30
4-Nitroaniline	50.0	49.4		ug/L		99	55 - 126	11	30
4-Nitrophenol	100	75.6		ug/L		76	17 - 120	1	30
Acenaphthene	50.0	45.3		ug/L		91	59 - 120	14	30
Acenaphthylene	50.0	49.1		ug/L		98	61 - 121	11	30
Acetophenone	50.0	49.1		ug/L		98	60 - 120	2	30
Anthracene	50.0	55.8		ug/L		112	67 - 123	3	30
Atrazine	50.0	54.9		ug/L		110	53 - 126	7	30
Benzaldehyde	50.0	52.1		ug/L		104	36 - 120	3	30
Benzo[a]anthracene	50.0	54.4		ug/L		109	66 - 133	6	30
Benzo[a]pyrene	50.0	53.7		ug/L		107	64 - 131	7	30
Benzo[b]fluoranthene	50.0	48.0		ug/L		96	64 - 124	0	30
Benzo[g,h,i]perylene	50.0	51.7		ug/L		103	60 - 136	4	30
Benzo[k]fluoranthene	50.0	49.7		ug/L		99	67 - 132	1	30
Butyl benzyl phthalate	50.0	43.3		ug/L		87	30 - 128	5	30
Caprolactam	50.0	16.7		ug/L		33	12 - 120	19	30
Carbazole	50.0	54.8		ug/L		110	65 - 135	3	30
Chrysene	50.0	56.1		ug/L		112	70 - 128	1	30
Di-n-butyl phthalate	50.0	50.1		ug/L		100	58 - 132	6	30
Di-n-octyl phthalate	50.0	40.0		ug/L		80	52 - 146	9	30
Dibenz(a,h)anthracene	50.0	53.1		ug/L		106	59 - 135	0	30
Dibenzofuran	50.0	45.3		ug/L		91	63 - 120	16	30
Diethyl phthalate	50.0	46.5		ug/L		93	46 - 123	9	30
Dimethyl phthalate	50.0	39.6		ug/L		79	10 - 135	12	30
Fluoranthene	50.0	50.4		ug/L		101	70 - 128	13	30
Fluorene	50.0	48.5		ug/L		97	66 - 120	7	30

Euofins Lancaster Laboratories Environment Testing, LLC

QC Sample Results

Client: Integral Consulting Inc NYSDA FOIL Response, January 30, 2024 (R000359-122823)

PDF Page 308 of 526 Job ID: 410-140000-1

Project/Site: Solar Farm/Battery NY State

Method: 8270E - Semivolatile Organic Compounds (GC/MS) (Continued)

Lab Sample ID: LCSD 410-413148/3-A

Matrix: Water

Analysis Batch: 413455

Client Sample ID: Lab Control Sample Dup

Prep Type: Total/NA

Prep Batch: 413148

Analyte	Spike Added	LCSD Result	LCSD Qualifier	Unit	D	%Rec	%Rec		RPD	Limit
							Limits	RPD		
Hexachlorobenzene	50.0	58.0		ug/L		116	61 - 126	3	30	
Hexachlorobutadiene	50.0	45.6		ug/L		91	10 - 120	1	30	
Hexachlorocyclopentadiene	50.0	20.1		ug/L		40	10 - 120	6	30	
Hexachloroethane	50.0	42.5		ug/L		85	16 - 120	5	30	
Indeno[1,2,3-cd]pyrene	50.0	54.1		ug/L		108	55 - 134	1	30	
Isophorone	50.0	51.6		ug/L		103	63 - 124	1	30	
N-Nitrosodi-n-propylamine	50.0	45.6		ug/L		91	57 - 120	2	30	
Bis(2-chloroethoxy)methane	50.0	51.1		ug/L		102	61 - 123	4	30	
N-Nitrosodiphenylamine	42.5	46.2		ug/L		109	64 - 130	4	30	
Bis(2-chloroethyl)ether	50.0	45.1		ug/L		90	62 - 120	0	30	
Naphthalene	50.0	48.9		ug/L		98	55 - 120	2	30	
Bis(2-ethylhexyl) phthalate	50.0	47.6		ug/L		95	60 - 133	3	30	
Nitrobenzene	50.0	47.9		ug/L		96	59 - 120	4	30	
Pentachlorophenol	100	150	*+	ug/L		150	51 - 138	4	30	
Phenanthrene	50.0	54.9		ug/L		110	66 - 120	6	30	
Phenol	50.0	28.1		ug/L		56	22 - 120	5	30	
Pyrene	50.0	49.9		ug/L		100	67 - 126	5	30	

Surrogate	LCSD LCSD		Limits
	%Recovery	Qualifier	
2-Fluorobiphenyl (Surr)	67		44 - 120
2-Fluorophenol (Surr)	60		10 - 120
Nitrobenzene-d5 (Surr)	76		31 - 120
2,4,6-Tribromophenol (Surr)	83		13 - 138
p-Terphenyl-d14 (Surr)	79		30 - 125
Phenol-d5 (Surr)	42		10 - 120

Lab Sample ID: MB 410-413381/1-A

Matrix: Water

Analysis Batch: 413475

Client Sample ID: Method Blank

Prep Type: Total/NA

Prep Batch: 413381

Analyte	MB MB		RL	MDL	Unit	D	Prepared	Analyzed	Dil Fac
	Result	Qualifier							
1,1'-Biphenyl	ND		2.0	0.50	ug/L		08/28/23 15:13	08/28/23 22:01	1
2,2'-oxybis[1-chloropropane]	ND		2.0	0.50	ug/L		08/28/23 15:13	08/28/23 22:01	1
2,4,5-Trichlorophenol	ND		2.0	0.50	ug/L		08/28/23 15:13	08/28/23 22:01	1
2,4,6-Trichlorophenol	ND		2.0	0.50	ug/L		08/28/23 15:13	08/28/23 22:01	1
2,4-Dichlorophenol	ND		2.0	0.50	ug/L		08/28/23 15:13	08/28/23 22:01	1
2,4-Dimethylphenol	ND		10	3.0	ug/L		08/28/23 15:13	08/28/23 22:01	1
2,4-Dinitrophenol	ND		30	14	ug/L		08/28/23 15:13	08/28/23 22:01	1
2,4-Dinitrotoluene	ND		5.0	1.0	ug/L		08/28/23 15:13	08/28/23 22:01	1
2,6-Dinitrotoluene	ND		2.0	0.50	ug/L		08/28/23 15:13	08/28/23 22:01	1
2-Chloronaphthalene	ND		1.0	0.40	ug/L		08/28/23 15:13	08/28/23 22:01	1
2-Chlorophenol	ND		2.0	0.50	ug/L		08/28/23 15:13	08/28/23 22:01	1
2-Methylnaphthalene	ND		0.50	0.10	ug/L		08/28/23 15:13	08/28/23 22:01	1
2-Methylphenol	ND		2.0	0.50	ug/L		08/28/23 15:13	08/28/23 22:01	1
2-Nitroaniline	ND		5.0	1.0	ug/L		08/28/23 15:13	08/28/23 22:01	1
2-Nitrophenol	ND		5.0	1.0	ug/L		08/28/23 15:13	08/28/23 22:01	1
3,3'-Dichlorobenzidine	ND		10	4.0	ug/L		08/28/23 15:13	08/28/23 22:01	1
3-Nitroaniline	ND		5.0	2.0	ug/L		08/28/23 15:13	08/28/23 22:01	1

Euofins Lancaster Laboratories Environment Testing, LLC

QC Sample Results

Client: Integral Consulting Inc
 Project/Site: Solar Farm/Battery NY State

PDF Page 309 of 526
 Job ID: 410-140000-1

Method: 8270E - Semivolatile Organic Compounds (GC/MS) (Continued)

Lab Sample ID: MB 410-413381/1-A

Matrix: Water

Analysis Batch: 413475

Client Sample ID: Method Blank

Prep Type: Total/NA

Prep Batch: 413381

Analyte	MB	MB	RL	MDL	Unit	D	Prepared	Analyzed	Dil Fac
	Result	Qualifier							
4,6-Dinitro-2-methylphenol	ND		21	8.0	ug/L		08/28/23 15:13	08/28/23 22:01	1
4-Bromophenyl phenyl ether	ND		2.0	0.50	ug/L		08/28/23 15:13	08/28/23 22:01	1
4-Chloro-3-methylphenol	ND		5.0	1.0	ug/L		08/28/23 15:13	08/28/23 22:01	1
4-Chloroaniline	ND		10	4.0	ug/L		08/28/23 15:13	08/28/23 22:01	1
4-Chlorophenyl phenyl ether	ND		2.0	0.50	ug/L		08/28/23 15:13	08/28/23 22:01	1
4-Methylphenol	ND		2.0	0.50	ug/L		08/28/23 15:13	08/28/23 22:01	1
4-Nitroaniline	ND		3.0	0.90	ug/L		08/28/23 15:13	08/28/23 22:01	1
4-Nitrophenol	ND		30	10	ug/L		08/28/23 15:13	08/28/23 22:01	1
Acenaphthene	ND		0.50	0.10	ug/L		08/28/23 15:13	08/28/23 22:01	1
Acenaphthylene	ND		0.50	0.10	ug/L		08/28/23 15:13	08/28/23 22:01	1
Acetophenone	ND		5.0	1.0	ug/L		08/28/23 15:13	08/28/23 22:01	1
Anthracene	ND		0.50	0.10	ug/L		08/28/23 15:13	08/28/23 22:01	1
Atrazine	ND		5.0	1.0	ug/L		08/28/23 15:13	08/28/23 22:01	1
Benzaldehyde	ND		5.0	1.0	ug/L		08/28/23 15:13	08/28/23 22:01	1
Benzo[a]anthracene	ND		0.50	0.10	ug/L		08/28/23 15:13	08/28/23 22:01	1
Benzo[a]pyrene	ND		0.50	0.11	ug/L		08/28/23 15:13	08/28/23 22:01	1
Benzo[b]fluoranthene	ND		0.50	0.10	ug/L		08/28/23 15:13	08/28/23 22:01	1
Benzo[g,h,i]perylene	ND		0.50	0.10	ug/L		08/28/23 15:13	08/28/23 22:01	1
Benzo[k]fluoranthene	ND		0.50	0.10	ug/L		08/28/23 15:13	08/28/23 22:01	1
Butyl benzyl phthalate	ND		5.0	2.0	ug/L		08/28/23 15:13	08/28/23 22:01	1
Caprolactam	ND		7.0	3.0	ug/L		08/28/23 15:13	08/28/23 22:01	1
Carbazole	ND		2.0	0.50	ug/L		08/28/23 15:13	08/28/23 22:01	1
Chrysene	ND		0.50	0.10	ug/L		08/28/23 15:13	08/28/23 22:01	1
Di-n-butyl phthalate	ND		5.0	2.0	ug/L		08/28/23 15:13	08/28/23 22:01	1
Di-n-octyl phthalate	ND		11	5.0	ug/L		08/28/23 15:13	08/28/23 22:01	1
Dibenz(a,h)anthracene	ND		0.50	0.10	ug/L		08/28/23 15:13	08/28/23 22:01	1
Dibenzofuran	ND		2.0	0.50	ug/L		08/28/23 15:13	08/28/23 22:01	1
Diethyl phthalate	ND		5.0	2.0	ug/L		08/28/23 15:13	08/28/23 22:01	1
Dimethyl phthalate	ND		5.0	2.0	ug/L		08/28/23 15:13	08/28/23 22:01	1
Fluoranthene	ND		0.50	0.10	ug/L		08/28/23 15:13	08/28/23 22:01	1
Fluorene	ND		0.50	0.12	ug/L		08/28/23 15:13	08/28/23 22:01	1
Hexachlorobenzene	ND		0.50	0.11	ug/L		08/28/23 15:13	08/28/23 22:01	1
Hexachlorobutadiene	ND		2.0	0.50	ug/L		08/28/23 15:13	08/28/23 22:01	1
Hexachlorocyclopentadiene	ND		11	5.0	ug/L		08/28/23 15:13	08/28/23 22:01	1
Hexachloroethane	ND		5.0	0.50	ug/L		08/28/23 15:13	08/28/23 22:01	1
Indeno[1,2,3-cd]pyrene	ND		0.50	0.11	ug/L		08/28/23 15:13	08/28/23 22:01	1
Isophorone	ND		2.0	0.50	ug/L		08/28/23 15:13	08/28/23 22:01	1
N-Nitrosodi-n-propylamine	ND		2.0	0.50	ug/L		08/28/23 15:13	08/28/23 22:01	1
Bis(2-chloroethoxy)methane	ND		2.0	0.50	ug/L		08/28/23 15:13	08/28/23 22:01	1
N-Nitrosodiphenylamine	ND		2.0	0.50	ug/L		08/28/23 15:13	08/28/23 22:01	1
Bis(2-chloroethyl)ether	ND		2.0	0.50	ug/L		08/28/23 15:13	08/28/23 22:01	1
Naphthalene	ND		0.50	0.10	ug/L		08/28/23 15:13	08/28/23 22:01	1
Bis(2-ethylhexyl) phthalate	ND		5.0	2.0	ug/L		08/28/23 15:13	08/28/23 22:01	1
Nitrobenzene	ND		2.0	0.50	ug/L		08/28/23 15:13	08/28/23 22:01	1
Pentachlorophenol	ND		5.0	1.0	ug/L		08/28/23 15:13	08/28/23 22:01	1
Phenanthrene	ND		0.50	0.11	ug/L		08/28/23 15:13	08/28/23 22:01	1
Phenol	ND		2.0	0.50	ug/L		08/28/23 15:13	08/28/23 22:01	1
Pyrene	ND		0.50	0.10	ug/L		08/28/23 15:13	08/28/23 22:01	1

QC Sample Results

Client: Integral Consulting Inc
 Project/Site: Solar Farm/Battery NY State

PDF Page 310 of 526
 Job ID: 410-140000-1

Method: 8270E - Semivolatile Organic Compounds (GC/MS) (Continued)

Lab Sample ID: MB 410-413381/1-A

Client Sample ID: Method Blank

Matrix: Water

Prep Type: Total/NA

Analysis Batch: 413475

Prep Batch: 413381

Tentatively Identified Compound	MB MB		Unit	D	RT	CAS No.	Prepared	Analyzed	Dil Fac
	Est. Result	Qualifier							
Unknown	5.11	T J	ug/L		2.03	N/A	08/28/23 15:13	08/28/23 22:01	1
Unknown	4.11	T J	ug/L		2.95	N/A	08/28/23 15:13	08/28/23 22:01	1
Unknown	17.2	T J	ug/L		3.24	N/A	08/28/23 15:13	08/28/23 22:01	1
Unknown	5.25	T J	ug/L		3.35	N/A	08/28/23 15:13	08/28/23 22:01	1
Unknown	7.76	T J	ug/L		3.49	N/A	08/28/23 15:13	08/28/23 22:01	1

Surrogate	MB MB		Limits	Prepared	Analyzed	Dil Fac
	%Recovery	Qualifier				
2-Fluorobiphenyl (Surr)	77		44 - 120	08/28/23 15:13	08/28/23 22:01	1
2-Fluorophenol (Surr)	42		10 - 120	08/28/23 15:13	08/28/23 22:01	1
Nitrobenzene-d5 (Surr)	79		31 - 120	08/28/23 15:13	08/28/23 22:01	1
2,4,6-Tribromophenol (Surr)	77		13 - 138	08/28/23 15:13	08/28/23 22:01	1
p-Terphenyl-d14 (Surr)	86		30 - 125	08/28/23 15:13	08/28/23 22:01	1
Phenol-d5 (Surr)	30		10 - 120	08/28/23 15:13	08/28/23 22:01	1

Lab Sample ID: LCS 410-413381/2-A

Client Sample ID: Lab Control Sample

Matrix: Water

Prep Type: Total/NA

Analysis Batch: 413475

Prep Batch: 413381

Analyte	Spike Added	LCS Result	LCS Qualifier	Unit	D	%Rec	%Rec Limits
2,2'-oxybis[1-chloropropane]	50.0	41.4		ug/L		83	43 - 121
2,4,5-Trichlorophenol	50.0	45.1		ug/L		90	60 - 136
2,4,6-Trichlorophenol	50.0	46.1		ug/L		92	63 - 133
2,4-Dichlorophenol	50.0	46.2		ug/L		92	60 - 127
2,4-Dimethylphenol	50.0	42.3		ug/L		85	62 - 120
2,4-Dinitrophenol	100	71.5		ug/L		72	36 - 147
2,4-Dinitrotoluene	50.0	50.4		ug/L		101	66 - 131
2,6-Dinitrotoluene	50.0	50.7		ug/L		101	66 - 129
2-Chloronaphthalene	50.0	46.8		ug/L		94	51 - 120
2-Chlorophenol	50.0	41.0		ug/L		82	57 - 120
2-Methylnaphthalene	50.0	45.6		ug/L		91	53 - 120
2-Methylphenol	50.0	38.0		ug/L		76	58 - 120
2-Nitroaniline	50.0	50.0		ug/L		100	63 - 134
2-Nitrophenol	50.0	48.9		ug/L		98	57 - 127
3,3'-Dichlorobenzidine	100	67.8		ug/L		68	31 - 120
3-Nitroaniline	50.0	44.3		ug/L		89	44 - 125
4,6-Dinitro-2-methylphenol	100	101		ug/L		101	54 - 148
4-Bromophenyl phenyl ether	50.0	47.7		ug/L		95	66 - 120
4-Chloro-3-methylphenol	50.0	42.2		ug/L		84	57 - 129
4-Chloroaniline	50.0	37.5		ug/L		75	33 - 120
4-Chlorophenyl phenyl ether	50.0	45.4		ug/L		91	59 - 120
4-Methylphenol	50.0	36.2		ug/L		72	49 - 120
4-Nitroaniline	50.0	43.7		ug/L		87	55 - 126
4-Nitrophenol	100	50.1		ug/L		50	17 - 120
Acenaphthene	50.0	48.3		ug/L		97	59 - 120
Acenaphthylene	50.0	49.6		ug/L		99	61 - 121
Acetophenone	50.0	46.8		ug/L		94	60 - 120
Anthracene	50.0	50.8		ug/L		102	67 - 123

QC Sample Results

Client: Integral Consulting Inc NYSERDA FOIL Response, January 30, 2024 (R000359-122823)

PDF Page 311 of 526
Job ID: 410-140000-1

Project/Site: Solar Farm/Battery NY State

Method: 8270E - Semivolatile Organic Compounds (GC/MS) (Continued)

Lab Sample ID: LCS 410-413381/2-A

Matrix: Water

Analysis Batch: 413475

Client Sample ID: Lab Control Sample

Prep Type: Total/NA

Prep Batch: 413381

Analyte	Spike Added	LCS Result	LCS Qualifier	Unit	D	%Rec	%Rec Limits
Atrazine	50.0	43.4		ug/L		87	53 - 126
Benzaldehyde	50.0	39.4		ug/L		79	36 - 120
Benzo[a]anthracene	50.0	44.5		ug/L		89	66 - 133
Benzo[a]pyrene	50.0	49.0		ug/L		98	64 - 131
Benzo[b]fluoranthene	50.0	42.0		ug/L		84	64 - 124
Benzo[g,h,i]perylene	50.0	44.0		ug/L		88	60 - 136
Benzo[k]fluoranthene	50.0	46.8		ug/L		94	67 - 132
Butyl benzyl phthalate	50.0	48.7		ug/L		97	30 - 128
Caprolactam	50.0	10.2		ug/L		20	12 - 120
Carbazole	50.0	50.7		ug/L		101	65 - 135
Chrysene	50.0	47.4		ug/L		95	70 - 128
Di-n-butyl phthalate	50.0	50.3		ug/L		101	58 - 132
Di-n-octyl phthalate	50.0	47.9		ug/L		96	52 - 146
Dibenz(a,h)anthracene	50.0	42.9		ug/L		86	59 - 135
Dibenzofuran	50.0	49.0		ug/L		98	63 - 120
Diethyl phthalate	50.0	46.7		ug/L		93	46 - 123
Dimethyl phthalate	50.0	43.3		ug/L		87	10 - 135
Fluoranthene	50.0	45.4		ug/L		91	70 - 128
Fluorene	50.0	47.9		ug/L		96	66 - 120
Hexachlorobenzene	50.0	42.9		ug/L		86	61 - 126
Hexachlorobutadiene	50.0	39.2		ug/L		78	10 - 120
Hexachlorocyclopentadiene	50.0	21.8		ug/L		44	10 - 120
Hexachloroethane	50.0	38.7		ug/L		77	16 - 120
Indeno[1,2,3-cd]pyrene	50.0	43.9		ug/L		88	55 - 134
Isophorone	50.0	44.3		ug/L		89	63 - 124
N-Nitrosodi-n-propylamine	50.0	45.1		ug/L		90	57 - 120
Bis(2-chloroethoxy)methane	50.0	46.9		ug/L		94	61 - 123
N-Nitrosodiphenylamine	42.5	42.4		ug/L		100	64 - 130
Bis(2-chloroethyl)ether	50.0	44.9		ug/L		90	62 - 120
Naphthalene	50.0	43.5		ug/L		87	55 - 120
Bis(2-ethylhexyl) phthalate	50.0	48.2		ug/L		96	60 - 133
Nitrobenzene	50.0	46.1		ug/L		92	59 - 120
Pentachlorophenol	100	88.4		ug/L		88	51 - 138
Phenanthrene	50.0	50.8		ug/L		102	66 - 120
Phenol	50.0	25.5		ug/L		51	22 - 120
Pyrene	50.0	48.3		ug/L		97	67 - 126

Surrogate	LCS LCS		Limits
	%Recovery	Qualifier	
2-Fluorobiphenyl (Surr)	70		44 - 120
2-Fluorophenol (Surr)	45		10 - 120
Nitrobenzene-d5 (Surr)	70		31 - 120
2,4,6-Tribromophenol (Surr)	69		13 - 138
p-Terphenyl-d14 (Surr)	75		30 - 125
Phenol-d5 (Surr)	32		10 - 120

QC Sample Results

Client: Integral Consulting Inc NYSERDA FOIL Response, January 30, 2024 (R000359-122823)

PDF Page 312 of 526 Job ID: 410-140000-1

Project/Site: Solar Farm/Battery NY State

Method: 8270E - Semivolatile Organic Compounds (GC/MS) (Continued)

Lab Sample ID: LCSD 410-413381/3-A

Matrix: Water

Analysis Batch: 413475

Client Sample ID: Lab Control Sample Dup

Prep Type: Total/NA

Prep Batch: 413381

Analyte	Spike Added	LCSD Result	LCSD Qualifier	Unit	D	%Rec	%Rec Limits	RPD	RPD Limit
1,1'-Biphenyl	50.0	51.0		ug/L		102	55 - 120	5	30
2,2'-oxybis[1-chloropropane]	50.0	46.6		ug/L		93	43 - 121	12	30
2,4,5-Trichlorophenol	50.0	48.1		ug/L		96	60 - 136	6	30
2,4,6-Trichlorophenol	50.0	49.8		ug/L		100	63 - 133	8	30
2,4-Dichlorophenol	50.0	52.2		ug/L		104	60 - 127	12	30
2,4-Dimethylphenol	50.0	46.7		ug/L		93	62 - 120	10	30
2,4-Dinitrophenol	100	91.7		ug/L		92	36 - 147	25	30
2,4-Dinitrotoluene	50.0	57.2		ug/L		114	66 - 131	12	30
2,6-Dinitrotoluene	50.0	56.5		ug/L		113	66 - 129	11	30
2-Chloronaphthalene	50.0	49.1		ug/L		98	51 - 120	5	30
2-Chlorophenol	50.0	45.9		ug/L		92	57 - 120	11	30
2-Methylnaphthalene	50.0	50.0		ug/L		100	53 - 120	9	30
2-Methylphenol	50.0	30.3		ug/L		61	58 - 120	23	30
2-Nitroaniline	50.0	56.5		ug/L		113	63 - 134	12	30
2-Nitrophenol	50.0	53.8		ug/L		108	57 - 127	10	30
3,3'-Dichlorobenzidine	100	79.4		ug/L		79	31 - 120	16	30
3-Nitroaniline	50.0	47.6		ug/L		95	44 - 125	7	30
4,6-Dinitro-2-methylphenol	100	115		ug/L		115	54 - 148	13	30
4-Bromophenyl phenyl ether	50.0	53.2		ug/L		106	66 - 120	11	30
4-Chloro-3-methylphenol	50.0	46.1		ug/L		92	57 - 129	9	30
4-Chloroaniline	50.0	41.6		ug/L		83	33 - 120	10	30
4-Chlorophenyl phenyl ether	50.0	48.8		ug/L		98	59 - 120	7	30
4-Methylphenol	50.0	42.1		ug/L		84	49 - 120	15	30
4-Nitroaniline	50.0	50.2		ug/L		100	55 - 126	14	30
4-Nitrophenol	100	57.6		ug/L		58	17 - 120	14	30
Acenaphthene	50.0	51.1		ug/L		102	59 - 120	6	30
Acenaphthylene	50.0	53.1		ug/L		106	61 - 121	7	30
Acetophenone	50.0	52.1		ug/L		104	60 - 120	11	30
Anthracene	50.0	57.1		ug/L		114	67 - 123	12	30
Atrazine	50.0	49.8		ug/L		100	53 - 126	14	30
Benzaldehyde	50.0	44.3		ug/L		89	36 - 120	12	30
Benzo[a]anthracene	50.0	49.6		ug/L		99	66 - 133	11	30
Benzo[a]pyrene	50.0	53.5		ug/L		107	64 - 131	9	30
Benzo[b]fluoranthene	50.0	44.8		ug/L		90	64 - 124	6	30
Benzo[g,h,i]perylene	50.0	50.2		ug/L		100	60 - 136	13	30
Benzo[k]fluoranthene	50.0	51.1		ug/L		102	67 - 132	9	30
Butyl benzyl phthalate	50.0	54.7		ug/L		109	30 - 128	12	30
Caprolactam	50.0	11.5		ug/L		23	12 - 120	12	30
Carbazole	50.0	57.9		ug/L		116	65 - 135	13	30
Chrysene	50.0	53.6		ug/L		107	70 - 128	12	30
Di-n-butyl phthalate	50.0	57.1		ug/L		114	58 - 132	13	30
Di-n-octyl phthalate	50.0	53.5		ug/L		107	52 - 146	11	30
Dibenz(a,h)anthracene	50.0	47.6		ug/L		95	59 - 135	10	30
Dibenzofuran	50.0	52.2		ug/L		104	63 - 120	6	30
Diethyl phthalate	50.0	50.4		ug/L		101	46 - 123	8	30
Dimethyl phthalate	50.0	48.2		ug/L		96	10 - 135	11	30
Fluoranthene	50.0	51.3		ug/L		103	70 - 128	12	30
Fluorene	50.0	52.8		ug/L		106	66 - 120	10	30

QC Sample Results

Client: Integral Consulting Inc NYSDA FOIL Response, January 30, 2024 (R000359-122823)

PDF Page 313 of 526 Job ID: 410-140000-1

Project/Site: Solar Farm/Battery NY State

Method: 8270E - Semivolatile Organic Compounds (GC/MS) (Continued)

Lab Sample ID: LCSD 410-413381/3-A

Matrix: Water

Analysis Batch: 413475

Client Sample ID: Lab Control Sample Dup

Prep Type: Total/NA

Prep Batch: 413381

Analyte	Spike Added	LCSD Result	LCSD Qualifier	Unit	D	%Rec	%Rec		RPD	Limit
							Limits	RPD		
Hexachlorobenzene	50.0	46.9		ug/L		94	61 - 126	9	30	
Hexachlorobutadiene	50.0	39.7		ug/L		79	10 - 120	1	30	
Hexachlorocyclopentadiene	50.0	20.9		ug/L		42	10 - 120	4	30	
Hexachloroethane	50.0	42.8		ug/L		86	16 - 120	10	30	
Indeno[1,2,3-cd]pyrene	50.0	48.0		ug/L		96	55 - 134	9	30	
Isophorone	50.0	49.9		ug/L		100	63 - 124	12	30	
N-Nitrosodi-n-propylamine	50.0	51.7		ug/L		103	57 - 120	14	30	
Bis(2-chloroethoxy)methane	50.0	53.0		ug/L		106	61 - 123	12	30	
N-Nitrosodiphenylamine	42.5	46.6		ug/L		110	64 - 130	10	30	
Bis(2-chloroethyl)ether	50.0	50.7		ug/L		101	62 - 120	12	30	
Naphthalene	50.0	46.7		ug/L		93	55 - 120	7	30	
Bis(2-ethylhexyl) phthalate	50.0	53.8		ug/L		108	60 - 133	11	30	
Nitrobenzene	50.0	50.3		ug/L		101	59 - 120	9	30	
Pentachlorophenol	100	102		ug/L		102	51 - 138	14	30	
Phenanthrene	50.0	55.9		ug/L		112	66 - 120	10	30	
Phenol	50.0	27.6		ug/L		55	22 - 120	8	30	
Pyrene	50.0	52.6		ug/L		105	67 - 126	9	30	

Surrogate	LCSD LCSD		Limits
	%Recovery	Qualifier	
2-Fluorobiphenyl (Surr)	74		44 - 120
2-Fluorophenol (Surr)	49		10 - 120
Nitrobenzene-d5 (Surr)	77		31 - 120
2,4,6-Tribromophenol (Surr)	76		13 - 138
p-Terphenyl-d14 (Surr)	82		30 - 125
Phenol-d5 (Surr)	36		10 - 120

Lab Sample ID: MB 410-413420/1-A

Matrix: Solid

Analysis Batch: 413714

Client Sample ID: Method Blank

Prep Type: Total/NA

Prep Batch: 413420

Analyte	MB MB		RL	MDL	Unit	D	Prepared	Analyzed	Dil Fac
	Result	Qualifier							
1,1'-Biphenyl	ND		37	17	ug/Kg		08/28/23 16:25	08/29/23 11:17	1
2,2'-oxybis[1-chloropropane]	ND		43	20	ug/Kg		08/28/23 16:25	08/29/23 11:17	1
2,4,5-Trichlorophenol	ND		37	17	ug/Kg		08/28/23 16:25	08/29/23 11:17	1
2,4,6-Trichlorophenol	ND		37	17	ug/Kg		08/28/23 16:25	08/29/23 11:17	1
2,4-Dichlorophenol	ND		43	20	ug/Kg		08/28/23 16:25	08/29/23 11:17	1
2,4-Dimethylphenol	ND		37	17	ug/Kg		08/28/23 16:25	08/29/23 11:17	1
2,4-Dinitrophenol	ND		1000	170	ug/Kg		08/28/23 16:25	08/29/23 11:17	1
2,4-Dinitrotoluene	ND		170	33	ug/Kg		08/28/23 16:25	08/29/23 11:17	1
2,6-Dinitrotoluene	ND		37	17	ug/Kg		08/28/23 16:25	08/29/23 11:17	1
2-Chloronaphthalene	ND		33	13	ug/Kg		08/28/23 16:25	08/29/23 11:17	1
2-Chlorophenol	ND		37	17	ug/Kg		08/28/23 16:25	08/29/23 11:17	1
2-Methylnaphthalene	ND		17	5.0	ug/Kg		08/28/23 16:25	08/29/23 11:17	1
2-Methylphenol	ND		50	20	ug/Kg		08/28/23 16:25	08/29/23 11:17	1
2-Nitroaniline	ND		50	17	ug/Kg		08/28/23 16:25	08/29/23 11:17	1
2-Nitrophenol	ND		50	20	ug/Kg		08/28/23 16:25	08/29/23 11:17	1
3,3'-Dichlorobenzidine	ND		170	33	ug/Kg		08/28/23 16:25	08/29/23 11:17	1
3-Nitroaniline	ND		170	33	ug/Kg		08/28/23 16:25	08/29/23 11:17	1

Eurofins Lancaster Laboratories Environment Testing, LLC

QC Sample Results

Client: Integral Consulting Inc NYSERDA FOIL Response, January 30, 2024 (R000359-122823)

PDF Page 314 of 526
Job ID: 410-140000-1

Project/Site: Solar Farm/Battery NY State

Method: 8270E - Semivolatile Organic Compounds (GC/MS) (Continued)

Lab Sample ID: MB 410-413420/1-A

Client Sample ID: Method Blank

Matrix: Solid

Prep Type: Total/NA

Analysis Batch: 413714

Prep Batch: 413420

Analyte	MB	MB	RL	MDL	Unit	D	Prepared	Analyzed	Dil Fac
	Result	Qualifier							
4,6-Dinitro-2-methylphenol	ND		500	170	ug/Kg		08/28/23 16:25	08/29/23 11:17	1
4-Bromophenyl phenyl ether	ND		37	17	ug/Kg		08/28/23 16:25	08/29/23 11:17	1
4-Chloro-3-methylphenol	ND		50	20	ug/Kg		08/28/23 16:25	08/29/23 11:17	1
4-Chloroaniline	ND		170	33	ug/Kg		08/28/23 16:25	08/29/23 11:17	1
4-Chlorophenyl phenyl ether	ND		37	17	ug/Kg		08/28/23 16:25	08/29/23 11:17	1
4-Methylphenol	ND		50	17	ug/Kg		08/28/23 16:25	08/29/23 11:17	1
4-Nitroaniline	ND		170	33	ug/Kg		08/28/23 16:25	08/29/23 11:17	1
4-Nitrophenol	ND		500	170	ug/Kg		08/28/23 16:25	08/29/23 11:17	1
Acenaphthene	ND		17	3.3	ug/Kg		08/28/23 16:25	08/29/23 11:17	1
Acenaphthylene	ND		17	4.0	ug/Kg		08/28/23 16:25	08/29/23 11:17	1
Acetophenone	ND		50	17	ug/Kg		08/28/23 16:25	08/29/23 11:17	1
Anthracene	ND		17	3.3	ug/Kg		08/28/23 16:25	08/29/23 11:17	1
Atrazine	ND		170	67	ug/Kg		08/28/23 16:25	08/29/23 11:17	1
Benzaldehyde	ND		170	33	ug/Kg		08/28/23 16:25	08/29/23 11:17	1
Benzo[a]anthracene	ND		17	3.3	ug/Kg		08/28/23 16:25	08/29/23 11:17	1
Benzo[a]pyrene	ND		17	3.3	ug/Kg		08/28/23 16:25	08/29/23 11:17	1
Benzo[b]fluoranthene	ND		17	3.3	ug/Kg		08/28/23 16:25	08/29/23 11:17	1
Benzo[g,h,i]perylene	ND		17	3.3	ug/Kg		08/28/23 16:25	08/29/23 11:17	1
Benzo[k]fluoranthene	ND		17	3.3	ug/Kg		08/28/23 16:25	08/29/23 11:17	1
Butyl benzyl phthalate	ND		170	67	ug/Kg		08/28/23 16:25	08/29/23 11:17	1
Caprolactam	ND		170	33	ug/Kg		08/28/23 16:25	08/29/23 11:17	1
Carbazole	ND		37	17	ug/Kg		08/28/23 16:25	08/29/23 11:17	1
Chrysene	ND		17	3.3	ug/Kg		08/28/23 16:25	08/29/23 11:17	1
Di-n-butyl phthalate	ND		170	67	ug/Kg		08/28/23 16:25	08/29/23 11:17	1
Di-n-octyl phthalate	ND		170	67	ug/Kg		08/28/23 16:25	08/29/23 11:17	1
Dibenz(a,h)anthracene	ND		17	6.7	ug/Kg		08/28/23 16:25	08/29/23 11:17	1
Dibenzofuran	ND		37	17	ug/Kg		08/28/23 16:25	08/29/23 11:17	1
Diethyl phthalate	ND		170	67	ug/Kg		08/28/23 16:25	08/29/23 11:17	1
Dimethyl phthalate	ND		170	67	ug/Kg		08/28/23 16:25	08/29/23 11:17	1
Fluoranthene	ND		17	3.3	ug/Kg		08/28/23 16:25	08/29/23 11:17	1
Fluorene	ND		17	3.3	ug/Kg		08/28/23 16:25	08/29/23 11:17	1
Hexachlorobenzene	ND		17	6.7	ug/Kg		08/28/23 16:25	08/29/23 11:17	1
Hexachlorobutadiene	ND		50	20	ug/Kg		08/28/23 16:25	08/29/23 11:17	1
Hexachlorocyclopentadiene	ND		500	170	ug/Kg		08/28/23 16:25	08/29/23 11:17	1
Hexachloroethane	ND		170	33	ug/Kg		08/28/23 16:25	08/29/23 11:17	1
Indeno[1,2,3-cd]pyrene	ND		17	4.0	ug/Kg		08/28/23 16:25	08/29/23 11:17	1
Isophorone	ND		67	17	ug/Kg		08/28/23 16:25	08/29/23 11:17	1
N-Nitrosodi-n-propylamine	ND		67	33	ug/Kg		08/28/23 16:25	08/29/23 11:17	1
Bis(2-chloroethoxy)methane	ND		37	17	ug/Kg		08/28/23 16:25	08/29/23 11:17	1
N-Nitrosodiphenylamine	ND		37	17	ug/Kg		08/28/23 16:25	08/29/23 11:17	1
Bis(2-chloroethyl)ether	ND		37	17	ug/Kg		08/28/23 16:25	08/29/23 11:17	1
Naphthalene	ND		17	6.7	ug/Kg		08/28/23 16:25	08/29/23 11:17	1
Bis(2-ethylhexyl) phthalate	ND		170	67	ug/Kg		08/28/23 16:25	08/29/23 11:17	1
Nitrobenzene	ND		37	17	ug/Kg		08/28/23 16:25	08/29/23 11:17	1
Pentachlorophenol	ND		170	67	ug/Kg		08/28/23 16:25	08/29/23 11:17	1
Phenanthrene	ND		17	4.0	ug/Kg		08/28/23 16:25	08/29/23 11:17	1
Phenol	ND		37	17	ug/Kg		08/28/23 16:25	08/29/23 11:17	1
Pyrene	ND		17	3.3	ug/Kg		08/28/23 16:25	08/29/23 11:17	1

QC Sample Results

Client: Integral Consulting Inc
 Project/Site: Solar Farm/Battery NY State

PDF Page 315 of 526
 Job ID: 410-140000-1

Method: 8270E - Semivolatile Organic Compounds (GC/MS) (Continued)

Lab Sample ID: MB 410-413420/1-A

Matrix: Solid

Analysis Batch: 413714

Client Sample ID: Method Blank

Prep Type: Total/NA

Prep Batch: 413420

Tentatively Identified Compound	MB MB		Unit	D	RT	CAS No.	Prepared	Analyzed	Dil Fac
	Est. Result	Qualifier							
Furan, 2,5-dimethyl-	242	T J N	ug/Kg		2.25	625-86-5	08/28/23 16:25	08/29/23 11:17	1
Unknown	271	T J	ug/Kg		3.89	N/A	08/28/23 16:25	08/29/23 11:17	1

Surrogate	MB MB		Limits	Prepared	Analyzed	Dil Fac
	%Recovery	Qualifier				
2-Fluorobiphenyl (Surr)	78		37 - 120	08/28/23 16:25	08/29/23 11:17	1
2-Fluorophenol (Surr)	71		22 - 120	08/28/23 16:25	08/29/23 11:17	1
Nitrobenzene-d5 (Surr)	75		26 - 120	08/28/23 16:25	08/29/23 11:17	1
2,4,6-Tribromophenol (Surr)	83		10 - 138	08/28/23 16:25	08/29/23 11:17	1
p-Terphenyl-d14 (Surr)	99		40 - 133	08/28/23 16:25	08/29/23 11:17	1
Phenol-d5 (Surr)	73		27 - 120	08/28/23 16:25	08/29/23 11:17	1

Lab Sample ID: LCS 410-413420/2-A

Matrix: Solid

Analysis Batch: 413714

Client Sample ID: Lab Control Sample

Prep Type: Total/NA

Prep Batch: 413420

Analyte	Spike Added	LCS Result	LCS Qualifier	Unit	D	%Rec	%Rec Limits
2,2'-oxybis[1-chloropropane]	1670	1430		ug/Kg		86	22 - 125
2,4,5-Trichlorophenol	1670	1720		ug/Kg		103	63 - 120
2,4,6-Trichlorophenol	1670	1670		ug/Kg		100	58 - 124
2,4-Dichlorophenol	1670	1570		ug/Kg		94	64 - 120
2,4-Dimethylphenol	1670	1480		ug/Kg		89	63 - 120
2,4-Dinitrophenol	3330	3340		ug/Kg		100	36 - 130
2,4-Dinitrotoluene	1670	1770		ug/Kg		106	65 - 120
2,6-Dinitrotoluene	1670	1640		ug/Kg		99	67 - 120
2-Chloronaphthalene	1670	1490		ug/Kg		89	63 - 120
2-Chlorophenol	1670	1390		ug/Kg		84	61 - 120
2-Methylnaphthalene	1670	1550		ug/Kg		93	61 - 120
2-Methylphenol	1670	1490		ug/Kg		90	59 - 120
2-Nitroaniline	1670	1740		ug/Kg		104	67 - 120
2-Nitrophenol	1670	1490		ug/Kg		90	60 - 120
3,3'-Dichlorobenzidine	3330	2150		ug/Kg		64	23 - 120
3-Nitroaniline	1670	1270		ug/Kg		76	34 - 120
4,6-Dinitro-2-methylphenol	3330	3780		ug/Kg		113	55 - 131
4-Bromophenyl phenyl ether	1670	1600		ug/Kg		96	66 - 120
4-Chloro-3-methylphenol	1670	1600		ug/Kg		96	59 - 120
4-Chloroaniline	1670	1200		ug/Kg		72	17 - 120
4-Chlorophenyl phenyl ether	1670	1610		ug/Kg		97	65 - 120
4-Methylphenol	1670	1400		ug/Kg		84	59 - 120
4-Nitroaniline	1670	1590		ug/Kg		95	60 - 120
4-Nitrophenol	3330	3570		ug/Kg		107	41 - 130
Acenaphthene	1670	1610		ug/Kg		96	65 - 120
Acenaphthylene	1670	1630		ug/Kg		98	66 - 120
Acetophenone	1670	1350		ug/Kg		81	56 - 120
Anthracene	1670	1720		ug/Kg		103	69 - 120
Atrazine	1670	1660		ug/Kg		100	59 - 140
Benzaldehyde	1670	1220		ug/Kg		73	35 - 120
Benzo[a]anthracene	1670	1760		ug/Kg		106	68 - 120

Euofins Lancaster Laboratories Environment Testing, LLC

QC Sample Results

Client: Integral Consulting Inc NYSERDA FOIL Response, January 30, 2024 (R000359-122823)

PDF Page 316 of 526 Job ID: 410-140000-1

Project/Site: Solar Farm/Battery NY State

Method: 8270E - Semivolatile Organic Compounds (GC/MS) (Continued)

Lab Sample ID: LCS 410-413420/2-A

Matrix: Solid

Analysis Batch: 413714

Client Sample ID: Lab Control Sample

Prep Type: Total/NA

Prep Batch: 413420

Analyte	Spike Added	LCS Result	LCS Qualifier	Unit	D	%Rec	%Rec Limits
Benzo[a]pyrene	1670	1800		ug/Kg		108	71 - 120
Benzo[b]fluoranthene	1670	1570		ug/Kg		94	66 - 120
Benzo[g,h,i]perylene	1670	1760		ug/Kg		106	69 - 120
Benzo[k]fluoranthene	1670	1650		ug/Kg		99	68 - 120
Butyl benzyl phthalate	1670	1770		ug/Kg		106	64 - 120
Caprolactam	1670	1540		ug/Kg		92	50 - 120
Carbazole	1670	1720		ug/Kg		103	69 - 120
Chrysene	1670	1760		ug/Kg		106	67 - 120
Di-n-butyl phthalate	1670	1770		ug/Kg		106	67 - 128
Di-n-octyl phthalate	1670	1860		ug/Kg		111	64 - 128
Dibenz(a,h)anthracene	1670	1720		ug/Kg		103	70 - 123
Dibenzofuran	1670	1580		ug/Kg		95	66 - 120
Diethyl phthalate	1670	1600		ug/Kg		96	66 - 120
Dimethyl phthalate	1670	1640		ug/Kg		98	65 - 120
Fluoranthene	1670	1680		ug/Kg		101	67 - 120
Fluorene	1670	1620		ug/Kg		97	67 - 120
Hexachlorobenzene	1670	1680		ug/Kg		101	64 - 120
Hexachlorobutadiene	1670	1380		ug/Kg		83	52 - 120
Hexachlorocyclopentadiene	1670	2180	*+	ug/Kg		131	32 - 123
Hexachloroethane	1670	1190		ug/Kg		72	54 - 120
Indeno[1,2,3-cd]pyrene	1670	1880		ug/Kg		113	67 - 122
Isophorone	1670	1550		ug/Kg		93	58 - 120
N-Nitrosodi-n-propylamine	1670	1450		ug/Kg		87	51 - 120
Bis(2-chloroethoxy)methane	1670	1580		ug/Kg		95	53 - 120
N-Nitrosodiphenylamine	1420	1460		ug/Kg		103	70 - 120
Bis(2-chloroethyl)ether	1670	1310		ug/Kg		79	52 - 120
Naphthalene	1670	1450		ug/Kg		87	62 - 120
Bis(2-ethylhexyl) phthalate	1670	1890		ug/Kg		114	65 - 122
Nitrobenzene	1670	1490		ug/Kg		89	50 - 120
Pentachlorophenol	3330	3810		ug/Kg		114	41 - 124
Phenanthrene	1670	1680		ug/Kg		101	69 - 120
Phenol	1670	1500		ug/Kg		90	54 - 120
Pyrene	1670	1650		ug/Kg		99	69 - 120

Surrogate	LCS LCS		Limits
	%Recovery	Qualifier	
2-Fluorobiphenyl (Surr)	81		37 - 120
2-Fluorophenol (Surr)	70		22 - 120
Nitrobenzene-d5 (Surr)	75		26 - 120
2,4,6-Tribromophenol (Surr)	85		10 - 138
p-Terphenyl-d14 (Surr)	93		40 - 133
Phenol-d5 (Surr)	73		27 - 120

Lab Sample ID: 410-140000-14 MS

Matrix: Solid

Analysis Batch: 414514

Client Sample ID: SS-5 (0-0.25)

Prep Type: Total/NA

Prep Batch: 413420

Analyte	Sample Result	Sample Qualifier	Spike Added	MS Result	MS Qualifier	Unit	D	%Rec	%Rec Limits
1,1'-Biphenyl	ND		1890	1590		ug/Kg	✱	84	63 - 120

Eurofins Lancaster Laboratories Environment Testing, LLC

QC Sample Results

Client: Integral Consulting Inc
 Project/Site: Solar Farm/Battery NY State

PDF Page 317 of 526
 Job ID: 410-140000-1

Method: 8270E - Semivolatile Organic Compounds (GC/MS) (Continued)

Lab Sample ID: 410-140000-14 MS

Client Sample ID: SS-5 (0-0.25)

Matrix: Solid

Prep Type: Total/NA

Analysis Batch: 414514

Prep Batch: 413420

Analyte	Sample	Sample	Spike	MS	MS	Unit	D	%Rec	%Rec Limits
	Result	Qualifier	Added	Result	Qualifier				
2,2'-oxybis[1-chloropropane]	ND		1890	1520		ug/Kg	*	81	22 - 125
2,4,5-Trichlorophenol	ND		1890	1800		ug/Kg	*	96	63 - 120
2,4,6-Trichlorophenol	ND		1890	1680		ug/Kg	*	89	58 - 124
2,4-Dichlorophenol	ND		1890	1690		ug/Kg	*	90	64 - 120
2,4-Dimethylphenol	ND		1890	1450		ug/Kg	*	77	63 - 120
2,4-Dinitrophenol	ND		3780	3060		ug/Kg	*	81	36 - 130
2,4-Dinitrotoluene	ND		1890	1870		ug/Kg	*	99	65 - 120
2,6-Dinitrotoluene	ND		1890	1730		ug/Kg	*	92	67 - 120
2-Chloronaphthalene	ND		1890	1560		ug/Kg	*	83	63 - 120
2-Chlorophenol	ND		1890	1550		ug/Kg	*	82	61 - 120
2-Methylnaphthalene	ND		1890	1650		ug/Kg	*	88	61 - 120
2-Methylphenol	ND		1890	1570		ug/Kg	*	83	59 - 120
2-Nitroaniline	ND		1890	1810		ug/Kg	*	96	67 - 120
2-Nitrophenol	ND		1890	1600		ug/Kg	*	85	60 - 120
3,3'-Dichlorobenzidine	ND	F2	3780	1790		ug/Kg	*	47	23 - 120
3-Nitroaniline	ND	F2	1890	1710		ug/Kg	*	91	34 - 120
4,6-Dinitro-2-methylphenol	ND		3780	3680		ug/Kg	*	98	55 - 131
4-Bromophenyl phenyl ether	ND		1890	1660		ug/Kg	*	88	66 - 120
4-Chloro-3-methylphenol	ND		1890	1700		ug/Kg	*	90	59 - 120
4-Chloroaniline	ND		1890	924		ug/Kg	*	49	17 - 120
4-Chlorophenyl phenyl ether	ND		1890	1690		ug/Kg	*	89	65 - 120
4-Methylphenol	ND		1890	1500		ug/Kg	*	79	59 - 120
4-Nitroaniline	ND	F1	1890	1240		ug/Kg	*	66	60 - 120
4-Nitrophenol	ND		3780	3630		ug/Kg	*	96	41 - 130
Acenaphthene	ND		1890	1650		ug/Kg	*	88	65 - 120
Acenaphthylene	ND		1890	1690		ug/Kg	*	89	66 - 120
Acetophenone	ND		1890	1450		ug/Kg	*	77	56 - 120
Anthracene	4.2	J	1890	1790		ug/Kg	*	94	69 - 120
Atrazine	ND		1890	1600		ug/Kg	*	85	59 - 140
Benzaldehyde	ND		1890	1240		ug/Kg	*	66	35 - 120
Benzo[a]anthracene	5.0	J	1890	1860		ug/Kg	*	98	68 - 120
Benzo[a]pyrene	ND		1890	1820		ug/Kg	*	96	71 - 120
Benzo[b]fluoranthene	7.2	J	1890	1680		ug/Kg	*	89	66 - 120
Benzo[g,h,i]perylene	ND		1890	1830		ug/Kg	*	97	69 - 120
Benzo[k]fluoranthene	ND		1890	1600		ug/Kg	*	85	68 - 120
Butyl benzyl phthalate	ND		1890	1990		ug/Kg	*	106	64 - 120
Caprolactam	ND		1890	1530		ug/Kg	*	81	50 - 120
Carbazole	ND		1890	1760		ug/Kg	*	93	69 - 120
Chrysene	8.5	J	1890	1820		ug/Kg	*	96	67 - 120
Di-n-butyl phthalate	ND		1890	2000		ug/Kg	*	106	67 - 128
Di-n-octyl phthalate	ND		1890	1990		ug/Kg	*	106	64 - 128
Dibenz(a,h)anthracene	ND		1890	1780		ug/Kg	*	94	70 - 123
Dibenzofuran	ND		1890	1650		ug/Kg	*	87	66 - 120
Diethyl phthalate	ND		1890	1680		ug/Kg	*	89	66 - 120
Dimethyl phthalate	ND		1890	1650		ug/Kg	*	87	65 - 120
Fluoranthene	14	J	1890	1790		ug/Kg	*	94	67 - 120
Fluorene	ND		1890	1690		ug/Kg	*	90	67 - 120
Hexachlorobenzene	ND		1890	1710		ug/Kg	*	91	64 - 120
Hexachlorobutadiene	ND		1890	1460		ug/Kg	*	78	52 - 120

Euofins Lancaster Laboratories Environment Testing, LLC

QC Sample Results

Client: Integral Consulting Inc NYSERDA FOIL Response, January 30, 2024 (R000359-122823)

PDF Page 318 of 526
Job ID: 410-140000-1

Project/Site: Solar Farm/Battery NY State

Method: 8270E - Semivolatile Organic Compounds (GC/MS) (Continued)

Lab Sample ID: 410-140000-14 MS

Client Sample ID: SS-5 (0-0.25)

Matrix: Solid

Prep Type: Total/NA

Analysis Batch: 414514

Prep Batch: 413420

Analyte	Sample	Sample	Spike	MS	MS	Unit	D	%Rec	%Rec
	Result	Qualifier	Added	Result	Qualifier				
Hexachlorocyclopentadiene	ND	*+ F1 cn	1890	358	J F1	ug/Kg	⊛	19	32 - 123
Hexachloroethane	ND		1890	1210		ug/Kg	⊛	64	54 - 120
Indeno[1,2,3-cd]pyrene	ND		1890	1950		ug/Kg	⊛	103	67 - 122
Isophorone	ND		1890	1600		ug/Kg	⊛	85	58 - 120
N-Nitrosodi-n-propylamine	ND		1890	1510		ug/Kg	⊛	80	51 - 120
N-Nitrosodiphenylamine	ND		1610	1480		ug/Kg	⊛	92	70 - 120
Naphthalene	ND		1890	1570		ug/Kg	⊛	83	62 - 120
Nitrobenzene	ND		1890	1590		ug/Kg	⊛	84	50 - 120
Pentachlorophenol	ND		3780	3490		ug/Kg	⊛	92	41 - 124
Phenanthrene	13	J	1890	1710		ug/Kg	⊛	90	69 - 120
Phenol	ND		1890	1590		ug/Kg	⊛	84	54 - 120
Pyrene	12	J	1890	1730		ug/Kg	⊛	91	69 - 120
Bis(2-chloroethoxy)methane	ND		1890	1620		ug/Kg	⊛	86	53 - 120
Bis(2-chloroethyl)ether	ND		1890	1430		ug/Kg	⊛	76	52 - 120
Bis(2-ethylhexyl) phthalate	ND		1890	2040		ug/Kg	⊛	108	65 - 122

Surrogate	MS	MS	Limits
	%Recovery	Qualifier	
2,4,6-Tribromophenol (Surr)	64		10 - 138
2-Fluorobiphenyl (Surr)	64		37 - 120
2-Fluorophenol (Surr)	59		22 - 120
Nitrobenzene-d5 (Surr)	61		26 - 120
p-Terphenyl-d14 (Surr)	75		40 - 133
Phenol-d5 (Surr)	62		27 - 120

Lab Sample ID: 410-140000-14 MSD

Client Sample ID: SS-5 (0-0.25)

Matrix: Solid

Prep Type: Total/NA

Analysis Batch: 414514

Prep Batch: 413420

Analyte	Sample	Sample	Spike	MSD	MSD	Unit	D	%Rec	%Rec	RPD	RPD
	Result	Qualifier	Added	Result	Qualifier						
1,1'-Biphenyl	ND		1890	1620		ug/Kg	⊛	86	63 - 120	2	30
2,2'-oxybis[1-chloropropane]	ND		1890	1590		ug/Kg	⊛	84	22 - 125	4	30
2,4,5-Trichlorophenol	ND		1890	1800		ug/Kg	⊛	95	63 - 120	0	30
2,4,6-Trichlorophenol	ND		1890	1740		ug/Kg	⊛	92	58 - 124	3	30
2,4-Dichlorophenol	ND		1890	1660		ug/Kg	⊛	88	64 - 120	2	30
2,4-Dimethylphenol	ND		1890	1420		ug/Kg	⊛	75	63 - 120	2	30
2,4-Dinitrophenol	ND		3780	3230		ug/Kg	⊛	85	36 - 130	5	30
2,4-Dinitrotoluene	ND		1890	1800		ug/Kg	⊛	95	65 - 120	4	30
2,6-Dinitrotoluene	ND		1890	1670		ug/Kg	⊛	88	67 - 120	4	30
2-Chloronaphthalene	ND		1890	1580		ug/Kg	⊛	83	63 - 120	1	30
2-Chlorophenol	ND		1890	1600		ug/Kg	⊛	84	61 - 120	3	30
2-Methylnaphthalene	ND		1890	1650		ug/Kg	⊛	88	61 - 120	0	30
2-Methylphenol	ND		1890	1630		ug/Kg	⊛	87	59 - 120	4	30
2-Nitroaniline	ND		1890	1810		ug/Kg	⊛	96	67 - 120	0	30
2-Nitrophenol	ND		1890	1580		ug/Kg	⊛	84	60 - 120	1	30
3,3'-Dichlorobenzidine	ND	F2	3780	1080	F2	ug/Kg	⊛	29	23 - 120	50	30
3-Nitroaniline	ND	F2	1890	1040	F2	ug/Kg	⊛	55	34 - 120	49	30
4,6-Dinitro-2-methylphenol	ND		3780	3680		ug/Kg	⊛	97	55 - 131	0	30
4-Bromophenyl phenyl ether	ND		1890	1660		ug/Kg	⊛	88	66 - 120	0	30

Eurofins Lancaster Laboratories Environment Testing, LLC

QC Sample Results

Client: Integral Consulting Inc NYSERDA FOIL Response, January 30, 2024 (R000359-122823)

PDF Page 319 of 526 Job ID: 410-140000-1

Project/Site: Solar Farm/Battery NY State

Method: 8270E - Semivolatile Organic Compounds (GC/MS) (Continued)

Lab Sample ID: 410-140000-14 MSD

Client Sample ID: SS-5 (0-0.25)

Matrix: Solid

Prep Type: Total/NA

Analysis Batch: 414514

Prep Batch: 413420

Analyte	Sample	Sample	Spike	MSD	MSD	Unit	D	%Rec	%Rec	RPD	Limit
	Result	Qualifier	Added	Result	Qualifier				Limits		
4-Chloro-3-methylphenol	ND		1890	1710		ug/Kg	*	90	59 - 120	0	30
4-Chloroaniline	ND		1890	811		ug/Kg	*	43	17 - 120	13	30
4-Chlorophenyl phenyl ether	ND		1890	1680		ug/Kg	*	89	65 - 120	0	30
4-Methylphenol	ND		1890	1540		ug/Kg	*	82	59 - 120	3	30
4-Nitroaniline	ND	F1	1890	1060	F1	ug/Kg	*	56	60 - 120	15	30
4-Nitrophenol	ND		3780	3620		ug/Kg	*	96	41 - 130	0	30
Acenaphthene	ND		1890	1710		ug/Kg	*	91	65 - 120	3	30
Acenaphthylene	ND		1890	1690		ug/Kg	*	90	66 - 120	0	30
Acetophenone	ND		1890	1520		ug/Kg	*	80	56 - 120	5	30
Anthracene	4.2	J	1890	1790		ug/Kg	*	95	69 - 120	0	30
Atrazine	ND		1890	1620		ug/Kg	*	86	59 - 140	2	30
Benzaldehyde	ND		1890	1240		ug/Kg	*	66	35 - 120	0	30
Benzo[a]anthracene	5.0	J	1890	1740		ug/Kg	*	92	68 - 120	7	30
Benzo[a]pyrene	ND		1890	1770		ug/Kg	*	94	71 - 120	3	30
Benzo[b]fluoranthene	7.2	J	1890	1630		ug/Kg	*	86	66 - 120	3	30
Benzo[g,h,i]perylene	ND		1890	1760		ug/Kg	*	93	69 - 120	4	30
Benzo[k]fluoranthene	ND		1890	1530		ug/Kg	*	81	68 - 120	4	30
Butyl benzyl phthalate	ND		1890	1940		ug/Kg	*	103	64 - 120	3	30
Caprolactam	ND		1890	1520		ug/Kg	*	80	50 - 120	1	30
Carbazole	ND		1890	1750		ug/Kg	*	93	69 - 120	1	30
Chrysene	8.5	J	1890	1730		ug/Kg	*	91	67 - 120	5	30
Di-n-butyl phthalate	ND		1890	2000		ug/Kg	*	106	67 - 128	0	30
Di-n-octyl phthalate	ND		1890	1900		ug/Kg	*	100	64 - 128	5	30
Dibenz(a,h)anthracene	ND		1890	1750		ug/Kg	*	93	70 - 123	2	30
Dibenzofuran	ND		1890	1640		ug/Kg	*	87	66 - 120	0	30
Diethyl phthalate	ND		1890	1660		ug/Kg	*	88	66 - 120	1	30
Dimethyl phthalate	ND		1890	1640		ug/Kg	*	87	65 - 120	1	30
Fluoranthene	14	J	1890	1780		ug/Kg	*	93	67 - 120	1	30
Fluorene	ND		1890	1680		ug/Kg	*	89	67 - 120	1	30
Hexachlorobenzene	ND		1890	1740		ug/Kg	*	92	64 - 120	2	30
Hexachlorobutadiene	ND		1890	1510		ug/Kg	*	80	52 - 120	3	30
Hexachlorocyclopentadiene	ND	*+ F1 cn	1890	421	J F1	ug/Kg	*	22	32 - 123	16	30
Hexachloroethane	ND		1890	1260		ug/Kg	*	66	54 - 120	4	30
Indeno[1,2,3-cd]pyrene	ND		1890	1920		ug/Kg	*	102	67 - 122	2	30
Isophorone	ND		1890	1540		ug/Kg	*	82	58 - 120	4	30
N-Nitrosodi-n-propylamine	ND		1890	1590		ug/Kg	*	84	51 - 120	5	30
N-Nitrosodiphenylamine	ND		1610	1460		ug/Kg	*	91	70 - 120	1	30
Naphthalene	ND		1890	1550		ug/Kg	*	82	62 - 120	1	30
Nitrobenzene	ND		1890	1560		ug/Kg	*	82	50 - 120	2	30
Pentachlorophenol	ND		3780	3640		ug/Kg	*	96	41 - 124	4	30
Phenanthrene	13	J	1890	1710		ug/Kg	*	90	69 - 120	0	30
Phenol	ND		1890	1640		ug/Kg	*	87	54 - 120	3	30
Pyrene	12	J	1890	1640		ug/Kg	*	86	69 - 120	6	30
Bis(2-chloroethoxy)methane	ND		1890	1620		ug/Kg	*	86	53 - 120	0	30
Bis(2-chloroethyl)ether	ND		1890	1470		ug/Kg	*	78	52 - 120	2	30
Bis(2-ethylhexyl) phthalate	ND		1890	1960		ug/Kg	*	104	65 - 122	4	30

QC Sample Results

Client: Integral Consulting Inc NYSERDA FOIL Response, January 30, 2024 (R000359-122823)

PDF Page 320 of 526
Job ID: 410-140000-1

Project/Site: Solar Farm/Battery NY State

Method: 8270E - Semivolatile Organic Compounds (GC/MS) (Continued)

Lab Sample ID: 410-140000-14 MSD

Client Sample ID: SS-5 (0-0.25)

Matrix: Solid

Prep Type: Total/NA

Analysis Batch: 414514

Prep Batch: 413420

Surrogate	MSD MSD		Limits
	%Recovery	Qualifier	
2,4,6-Tribromophenol (Surr)	77		10 - 138
2-Fluorobiphenyl (Surr)	73		37 - 120
2-Fluorophenol (Surr)	69		22 - 120
Nitrobenzene-d5 (Surr)	69		26 - 120
p-Terphenyl-d14 (Surr)	81		40 - 133
Phenol-d5 (Surr)	72		27 - 120

Lab Sample ID: MB 410-414990/1-A

Client Sample ID: Method Blank

Matrix: Solid

Prep Type: Total/NA

Analysis Batch: 415189

Prep Batch: 414990

Analyte	MB MB		RL	MDL	Unit	D	Prepared	Analyzed	Dil Fac
	Result	Qualifier							
1,1'-Biphenyl	ND		37	17	ug/Kg		08/31/23 16:30	09/01/23 09:43	1
2,2'-oxybis[1-chloropropane]	ND		43	20	ug/Kg		08/31/23 16:30	09/01/23 09:43	1
2,4,5-Trichlorophenol	ND		37	17	ug/Kg		08/31/23 16:30	09/01/23 09:43	1
2,4,6-Trichlorophenol	ND		37	17	ug/Kg		08/31/23 16:30	09/01/23 09:43	1
2,4-Dichlorophenol	ND		43	20	ug/Kg		08/31/23 16:30	09/01/23 09:43	1
2,4-Dimethylphenol	ND		37	17	ug/Kg		08/31/23 16:30	09/01/23 09:43	1
2,4-Dinitrophenol	ND		1000	170	ug/Kg		08/31/23 16:30	09/01/23 09:43	1
2,4-Dinitrotoluene	ND		170	33	ug/Kg		08/31/23 16:30	09/01/23 09:43	1
2,6-Dinitrotoluene	ND		37	17	ug/Kg		08/31/23 16:30	09/01/23 09:43	1
2-Chloronaphthalene	ND		33	13	ug/Kg		08/31/23 16:30	09/01/23 09:43	1
2-Chlorophenol	ND		37	17	ug/Kg		08/31/23 16:30	09/01/23 09:43	1
2-Methylnaphthalene	ND		17	5.0	ug/Kg		08/31/23 16:30	09/01/23 09:43	1
2-Methylphenol	ND		50	20	ug/Kg		08/31/23 16:30	09/01/23 09:43	1
2-Nitroaniline	ND		50	17	ug/Kg		08/31/23 16:30	09/01/23 09:43	1
2-Nitrophenol	ND		50	20	ug/Kg		08/31/23 16:30	09/01/23 09:43	1
3,3'-Dichlorobenzidine	ND		170	33	ug/Kg		08/31/23 16:30	09/01/23 09:43	1
3-Nitroaniline	ND		170	33	ug/Kg		08/31/23 16:30	09/01/23 09:43	1
4,6-Dinitro-2-methylphenol	ND		500	170	ug/Kg		08/31/23 16:30	09/01/23 09:43	1
4-Bromophenyl phenyl ether	ND		37	17	ug/Kg		08/31/23 16:30	09/01/23 09:43	1
4-Chloro-3-methylphenol	ND		50	20	ug/Kg		08/31/23 16:30	09/01/23 09:43	1
4-Chloroaniline	ND		170	33	ug/Kg		08/31/23 16:30	09/01/23 09:43	1
4-Chlorophenyl phenyl ether	ND		37	17	ug/Kg		08/31/23 16:30	09/01/23 09:43	1
4-Methylphenol	ND		50	17	ug/Kg		08/31/23 16:30	09/01/23 09:43	1
4-Nitroaniline	ND		170	33	ug/Kg		08/31/23 16:30	09/01/23 09:43	1
4-Nitrophenol	ND		500	170	ug/Kg		08/31/23 16:30	09/01/23 09:43	1
Acenaphthene	ND		17	3.3	ug/Kg		08/31/23 16:30	09/01/23 09:43	1
Acenaphthylene	ND		17	4.0	ug/Kg		08/31/23 16:30	09/01/23 09:43	1
Acetophenone	ND		50	17	ug/Kg		08/31/23 16:30	09/01/23 09:43	1
Anthracene	ND		17	3.3	ug/Kg		08/31/23 16:30	09/01/23 09:43	1
Atrazine	ND		170	67	ug/Kg		08/31/23 16:30	09/01/23 09:43	1
Benzaldehyde	ND		170	33	ug/Kg		08/31/23 16:30	09/01/23 09:43	1
Benzo[a]anthracene	ND		17	3.3	ug/Kg		08/31/23 16:30	09/01/23 09:43	1
Benzo[a]pyrene	ND		17	3.3	ug/Kg		08/31/23 16:30	09/01/23 09:43	1
Benzo[b]fluoranthene	ND		17	3.3	ug/Kg		08/31/23 16:30	09/01/23 09:43	1
Benzo[g,h,i]perylene	ND		17	3.3	ug/Kg		08/31/23 16:30	09/01/23 09:43	1
Benzo[k]fluoranthene	ND		17	3.3	ug/Kg		08/31/23 16:30	09/01/23 09:43	1

Eurofins Lancaster Laboratories Environment Testing, LLC

QC Sample Results

Client: Integral Consulting Inc NYSERDA FOIL Response, January 30, 2024 (R000359-122823)

PDF Page 321 of 526 Job ID: 410-140000-1

Project/Site: Solar Farm/Battery NY State

Method: 8270E - Semivolatile Organic Compounds (GC/MS) (Continued)

Lab Sample ID: MB 410-414990/1-A

Client Sample ID: Method Blank

Matrix: Solid

Prep Type: Total/NA

Analysis Batch: 415189

Prep Batch: 414990

Analyte	MB	MB	RL	MDL	Unit	D	Prepared	Analyzed	Dil Fac
	Result	Qualifier							
Butyl benzyl phthalate	ND		170	67	ug/Kg		08/31/23 16:30	09/01/23 09:43	1
Caprolactam	ND		170	33	ug/Kg		08/31/23 16:30	09/01/23 09:43	1
Carbazole	ND		37	17	ug/Kg		08/31/23 16:30	09/01/23 09:43	1
Chrysene	ND		17	3.3	ug/Kg		08/31/23 16:30	09/01/23 09:43	1
Di-n-butyl phthalate	ND		170	67	ug/Kg		08/31/23 16:30	09/01/23 09:43	1
Di-n-octyl phthalate	ND		170	67	ug/Kg		08/31/23 16:30	09/01/23 09:43	1
Dibenz(a,h)anthracene	ND		17	6.7	ug/Kg		08/31/23 16:30	09/01/23 09:43	1
Dibenzofuran	ND		37	17	ug/Kg		08/31/23 16:30	09/01/23 09:43	1
Diethyl phthalate	ND		170	67	ug/Kg		08/31/23 16:30	09/01/23 09:43	1
Dimethyl phthalate	ND		170	67	ug/Kg		08/31/23 16:30	09/01/23 09:43	1
Fluoranthene	ND		17	3.3	ug/Kg		08/31/23 16:30	09/01/23 09:43	1
Fluorene	ND		17	3.3	ug/Kg		08/31/23 16:30	09/01/23 09:43	1
Hexachlorobenzene	ND		17	6.7	ug/Kg		08/31/23 16:30	09/01/23 09:43	1
Hexachlorobutadiene	ND		50	20	ug/Kg		08/31/23 16:30	09/01/23 09:43	1
Hexachlorocyclopentadiene	ND		500	170	ug/Kg		08/31/23 16:30	09/01/23 09:43	1
Hexachloroethane	ND		170	33	ug/Kg		08/31/23 16:30	09/01/23 09:43	1
Indeno[1,2,3-cd]pyrene	ND		17	4.0	ug/Kg		08/31/23 16:30	09/01/23 09:43	1
Isophorone	ND		67	17	ug/Kg		08/31/23 16:30	09/01/23 09:43	1
N-Nitrosodi-n-propylamine	ND		67	33	ug/Kg		08/31/23 16:30	09/01/23 09:43	1
Bis(2-chloroethoxy)methane	ND		37	17	ug/Kg		08/31/23 16:30	09/01/23 09:43	1
N-Nitrosodiphenylamine	ND		37	17	ug/Kg		08/31/23 16:30	09/01/23 09:43	1
Bis(2-chloroethyl)ether	ND		37	17	ug/Kg		08/31/23 16:30	09/01/23 09:43	1
Naphthalene	ND		17	6.7	ug/Kg		08/31/23 16:30	09/01/23 09:43	1
Bis(2-ethylhexyl) phthalate	ND		170	67	ug/Kg		08/31/23 16:30	09/01/23 09:43	1
Nitrobenzene	ND		37	17	ug/Kg		08/31/23 16:30	09/01/23 09:43	1
Pentachlorophenol	ND		170	67	ug/Kg		08/31/23 16:30	09/01/23 09:43	1
Phenanthrene	ND		17	4.0	ug/Kg		08/31/23 16:30	09/01/23 09:43	1
Phenol	ND		37	17	ug/Kg		08/31/23 16:30	09/01/23 09:43	1
Pyrene	ND		17	3.3	ug/Kg		08/31/23 16:30	09/01/23 09:43	1

Tentatively Identified Compound	MB	MB	Unit	D	RT	CAS No.	Prepared	Analyzed	Dil Fac
	Est. Result	Qualifier							
Unknown	548	T J	ug/Kg		3.66	N/A	08/31/23 16:30	09/01/23 09:43	1

Surrogate	MB	MB	Limits	Prepared	Analyzed	Dil Fac
	%Recovery	Qualifier				
2-Fluorobiphenyl (Surr)	75		37 - 120	08/31/23 16:30	09/01/23 09:43	1
2-Fluorophenol (Surr)	74		22 - 120	08/31/23 16:30	09/01/23 09:43	1
Nitrobenzene-d5 (Surr)	73		26 - 120	08/31/23 16:30	09/01/23 09:43	1
2,4,6-Tribromophenol (Surr)	79		10 - 138	08/31/23 16:30	09/01/23 09:43	1
p-Terphenyl-d14 (Surr)	93		40 - 133	08/31/23 16:30	09/01/23 09:43	1
Phenol-d5 (Surr)	76		27 - 120	08/31/23 16:30	09/01/23 09:43	1

Lab Sample ID: LCS 410-414990/2-A

Client Sample ID: Lab Control Sample

Matrix: Solid

Prep Type: Total/NA

Analysis Batch: 415189

Prep Batch: 414990

Analyte	Spike Added	LCS	LCS	Unit	D	%Rec	%Rec Limits
		Result	Qualifier				
1,1'-Biphenyl	1670	1500		ug/Kg		90	63 - 120
2,2'-oxybis[1-chloropropane]	1670	1550		ug/Kg		93	22 - 125

Eurofins Lancaster Laboratories Environment Testing, LLC

QC Sample Results

Client: Integral Consulting Inc NYSERDA FOIL Response, January 30, 2024 (R000359-122823)

PDF Page 322 of 526
Job ID: 410-140000-1

Project/Site: Solar Farm/Battery NY State

Method: 8270E - Semivolatile Organic Compounds (GC/MS) (Continued)

Lab Sample ID: LCS 410-414990/2-A

Matrix: Solid

Analysis Batch: 415189

Client Sample ID: Lab Control Sample

Prep Type: Total/NA

Prep Batch: 414990

Analyte	Spike	LCS	LCS	Unit	D	%Rec	%Rec Limits
	Added	Result	Qualifier				
2,4,5-Trichlorophenol	1670	1650		ug/Kg		99	63 - 120
2,4,6-Trichlorophenol	1670	1660		ug/Kg		100	58 - 124
2,4-Dichlorophenol	1670	1530		ug/Kg		92	64 - 120
2,4-Dimethylphenol	1670	1400		ug/Kg		84	63 - 120
2,4-Dinitrophenol	3330	3090		ug/Kg		93	36 - 130
2,4-Dinitrotoluene	1670	1710		ug/Kg		103	65 - 120
2,6-Dinitrotoluene	1670	1550		ug/Kg		93	67 - 120
2-Chloronaphthalene	1670	1460		ug/Kg		88	63 - 120
2-Chlorophenol	1670	1480		ug/Kg		89	61 - 120
2-Methylnaphthalene	1670	1490		ug/Kg		89	61 - 120
2-Methylphenol	1670	1530		ug/Kg		92	59 - 120
2-Nitroaniline	1670	1660		ug/Kg		100	67 - 120
2-Nitrophenol	1670	1450		ug/Kg		87	60 - 120
3,3'-Dichlorobenzidine	3330	2230		ug/Kg		67	23 - 120
3-Nitroaniline	1670	1230		ug/Kg		74	34 - 120
4,6-Dinitro-2-methylphenol	3330	3600		ug/Kg		108	55 - 131
4-Bromophenyl phenyl ether	1670	1540		ug/Kg		92	66 - 120
4-Chloro-3-methylphenol	1670	1530		ug/Kg		92	59 - 120
4-Chloroaniline	1670	1130		ug/Kg		68	17 - 120
4-Chlorophenyl phenyl ether	1670	1570		ug/Kg		94	65 - 120
4-Methylphenol	1670	1410		ug/Kg		85	59 - 120
4-Nitroaniline	1670	1560		ug/Kg		93	60 - 120
4-Nitrophenol	3330	3410		ug/Kg		102	41 - 130
Acenaphthene	1670	1530		ug/Kg		92	65 - 120
Acenaphthylene	1670	1560		ug/Kg		94	66 - 120
Acetophenone	1670	1420		ug/Kg		85	56 - 120
Anthracene	1670	1640		ug/Kg		99	69 - 120
Atrazine	1670	1610		ug/Kg		96	59 - 140
Benzaldehyde	1670	1310		ug/Kg		78	35 - 120
Benzo[a]anthracene	1670	1690		ug/Kg		101	68 - 120
Benzo[a]pyrene	1670	1750		ug/Kg		105	71 - 120
Benzo[b]fluoranthene	1670	1520		ug/Kg		91	66 - 120
Benzo[g,h,i]perylene	1670	1710		ug/Kg		102	69 - 120
Benzo[k]fluoranthene	1670	1630		ug/Kg		98	68 - 120
Butyl benzyl phthalate	1670	1750		ug/Kg		105	64 - 120
Caprolactam	1670	1480		ug/Kg		89	50 - 120
Carbazole	1670	1630		ug/Kg		98	69 - 120
Chrysene	1670	1710		ug/Kg		103	67 - 120
Di-n-butyl phthalate	1670	1770		ug/Kg		106	67 - 128
Di-n-octyl phthalate	1670	1880		ug/Kg		113	64 - 128
Dibenz(a,h)anthracene	1670	1660		ug/Kg		100	70 - 123
Dibenzofuran	1670	1520		ug/Kg		91	66 - 120
Diethyl phthalate	1670	1540		ug/Kg		92	66 - 120
Dimethyl phthalate	1670	1540		ug/Kg		92	65 - 120
Fluoranthene	1670	1600		ug/Kg		96	67 - 120
Fluorene	1670	1570		ug/Kg		94	67 - 120
Hexachlorobenzene	1670	1630		ug/Kg		98	64 - 120
Hexachlorobutadiene	1670	1400		ug/Kg		84	52 - 120
Hexachlorocyclopentadiene	1670	2230	*+	ug/Kg		134	32 - 123

Eurofins Lancaster Laboratories Environment Testing, LLC

QC Sample Results

Client: Integral Consulting Inc NYSDA FOIL Response, January 30, 2024 (R000359-122823)

PDF Page 323 of 526 Job ID: 410-140000-1

Project/Site: Solar Farm/Battery NY State

Method: 8270E - Semivolatile Organic Compounds (GC/MS) (Continued)

Lab Sample ID: LCS 410-414990/2-A

Matrix: Solid

Analysis Batch: 415189

Client Sample ID: Lab Control Sample

Prep Type: Total/NA

Prep Batch: 414990

Analyte	Spike Added	LCS Result	LCS Qualifier	Unit	D	%Rec	%Rec Limits	
Hexachloroethane	1670	1300		ug/Kg		78	54 - 120	
Indeno[1,2,3-cd]pyrene	1670	1820		ug/Kg		109	67 - 122	
Isophorone	1670	1500		ug/Kg		90	58 - 120	
N-Nitrosodi-n-propylamine	1670	1490		ug/Kg		89	51 - 120	
Bis(2-chloroethoxy)methane	1670	1500		ug/Kg		90	53 - 120	
N-Nitrosodiphenylamine	1420	1400		ug/Kg		99	70 - 120	
Bis(2-chloroethyl)ether	1670	1380		ug/Kg		83	52 - 120	
Naphthalene	1670	1430		ug/Kg		86	62 - 120	
Bis(2-ethylhexyl) phthalate	1670	1900		ug/Kg		114	65 - 122	
Nitrobenzene	1670	1460		ug/Kg		88	50 - 120	
Pentachlorophenol	3330	3550		ug/Kg		106	41 - 124	
Phenanthrene	1670	1600		ug/Kg		96	69 - 120	
Phenol	1670	1560		ug/Kg		93	54 - 120	
Pyrene	1670	1590		ug/Kg		95	69 - 120	

Surrogate	LCS LCS		Limits
	%Recovery	Qualifier	
2-Fluorobiphenyl (Surr)	79		37 - 120
2-Fluorophenol (Surr)	76		22 - 120
Nitrobenzene-d5 (Surr)	76		26 - 120
2,4,6-Tribromophenol (Surr)	83		10 - 138
p-Terphenyl-d14 (Surr)	93		40 - 133
Phenol-d5 (Surr)	78		27 - 120

Method: 6010D - Metals (ICP)

Lab Sample ID: MB 410-411750/1-A

Matrix: Solid

Analysis Batch: 412040

Client Sample ID: Method Blank

Prep Type: Total/NA

Prep Batch: 411750

Analyte	MB MB		RL	MDL	Unit	D	Prepared	Analyzed	Dil Fac
	Result	Qualifier							
Lithium	ND		5.0	2.0	mg/Kg		08/23/23 20:06	08/24/23 06:39	1

Lab Sample ID: LCS 410-411750/2-A

Matrix: Solid

Analysis Batch: 412040

Client Sample ID: Lab Control Sample

Prep Type: Total/NA

Prep Batch: 411750

Analyte	Spike Added	LCS Result	LCS Qualifier	Unit	D	%Rec	%Rec Limits	
Lithium	50.0	47.4		mg/Kg		95	80 - 120	

Lab Sample ID: MB 410-411757/1-A

Matrix: Solid

Analysis Batch: 412040

Client Sample ID: Method Blank

Prep Type: Total/NA

Prep Batch: 411757

Analyte	MB MB		RL	MDL	Unit	D	Prepared	Analyzed	Dil Fac
	Result	Qualifier							
Lithium	ND		5.0	2.0	mg/Kg		08/23/23 20:29	08/24/23 07:34	1

QC Sample Results

Project/Site: Solar Farm/Battery NY State

Method: 6010D - Metals (ICP) (Continued)

Lab Sample ID: LCS 410-411757/2-A
 Matrix: Solid
 Analysis Batch: 412040

Client Sample ID: Lab Control Sample
 Prep Type: Total/NA
 Prep Batch: 411757

Analyte	Spike Added	LCS Result	LCS Qualifier	Unit	D	%Rec	%Rec Limits
Lithium	50.0	47.8		mg/Kg		96	80 - 120

Lab Sample ID: 410-140000-14 MS
 Matrix: Solid
 Analysis Batch: 412040

Client Sample ID: SS-5 (0-0.25)
 Prep Type: Total/NA
 Prep Batch: 411757

Analyte	Sample Result	Sample Qualifier	Spike Added	MS Result	MS Qualifier	Unit	D	%Rec	%Rec Limits
Lithium	28		55.0	71.9		mg/Kg	*	81	75 - 125

Lab Sample ID: 410-140000-14 MSD
 Matrix: Solid
 Analysis Batch: 412040

Client Sample ID: SS-5 (0-0.25)
 Prep Type: Total/NA
 Prep Batch: 411757

Analyte	Sample Result	Sample Qualifier	Spike Added	MSD Result	MSD Qualifier	Unit	D	%Rec	%Rec Limits	RPD	RPD Limit
Lithium	28		55.0	69.8		mg/Kg	*	77	75 - 125	3	20

Lab Sample ID: 410-140000-14 DU
 Matrix: Solid
 Analysis Batch: 412040

Client Sample ID: SS-5 (0-0.25)
 Prep Type: Total/NA
 Prep Batch: 411757

Analyte	Sample Result	Sample Qualifier	Spike Added	DU Result	DU Qualifier	Unit	D	%Rec	%Rec Limits	RPD	RPD Limit
Lithium	28			23.4		mg/Kg	*			17	20

Lab Sample ID: MB 410-411817/1-A
 Matrix: Water
 Analysis Batch: 412324

Client Sample ID: Method Blank
 Prep Type: Total Recoverable
 Prep Batch: 411817

Analyte	MB Result	MB Qualifier	RL	MDL	Unit	D	Prepared	Analyzed	Dil Fac
Lithium	0.0112	J	0.050	0.011	mg/L		08/24/23 00:56	08/24/23 17:53	1

Lab Sample ID: LCS 410-411817/2-A
 Matrix: Water
 Analysis Batch: 412324

Client Sample ID: Lab Control Sample
 Prep Type: Total Recoverable
 Prep Batch: 411817

Analyte	Spike Added	LCS Result	LCS Qualifier	Unit	D	%Rec	%Rec Limits
Lithium	0.500	0.504		mg/L		101	80 - 120

Method: 6020B - Metals (ICP/MS)

Lab Sample ID: MB 410-411750/1-A ^2
 Matrix: Solid
 Analysis Batch: 414107

Client Sample ID: Method Blank
 Prep Type: Total/NA
 Prep Batch: 411750

Analyte	MB Result	MB Qualifier	RL	MDL	Unit	D	Prepared	Analyzed	Dil Fac
Aluminum	ND		20	9.9	mg/Kg		08/23/23 20:06	08/29/23 21:43	2
Antimony	ND		0.20	0.080	mg/Kg		08/23/23 20:06	08/29/23 21:43	2
Arsenic	ND		0.40	0.13	mg/Kg		08/23/23 20:06	08/29/23 21:43	2
Barium	ND		0.40	0.18	mg/Kg		08/23/23 20:06	08/29/23 21:43	2
Beryllium	ND		0.10	0.024	mg/Kg		08/23/23 20:06	08/29/23 21:43	2
Cadmium	ND		0.10	0.040	mg/Kg		08/23/23 20:06	08/29/23 21:43	2

QC Sample Results

Client: Integral Consulting Inc NYSERDA FOIL Response, January 30, 2024 (R000359-122823)

PDF Page 325 of 526 Job ID: 410-140000-1

Project/Site: Solar Farm/Battery NY State

Method: 6020B - Metals (ICP/MS) (Continued)

Lab Sample ID: MB 410-411750/1-A ^2
 Matrix: Solid
 Analysis Batch: 414107

Client Sample ID: Method Blank
 Prep Type: Total/NA
 Prep Batch: 411750

Analyte	MB	MB	RL	MDL	Unit	D	Prepared	Analyzed	Dil Fac
	Result	Qualifier							
Calcium	ND		40	20	mg/Kg		08/23/23 20:06	08/29/23 21:43	2
Chromium	ND		0.40	0.19	mg/Kg		08/23/23 20:06	08/29/23 21:43	2
Cobalt	ND		0.20	0.080	mg/Kg		08/23/23 20:06	08/29/23 21:43	2
Copper	ND		0.40	0.18	mg/Kg		08/23/23 20:06	08/29/23 21:43	2
Iron	ND		20	9.2	mg/Kg		08/23/23 20:06	08/29/23 21:43	2
Lead	ND		0.20	0.076	mg/Kg		08/23/23 20:06	08/29/23 21:43	2
Magnesium	ND		10	4.9	mg/Kg		08/23/23 20:06	08/29/23 21:43	2
Manganese	ND		0.40	0.20	mg/Kg		08/23/23 20:06	08/29/23 21:43	2
Nickel	ND		0.40	0.19	mg/Kg		08/23/23 20:06	08/29/23 21:43	2
Potassium	ND		40	16	mg/Kg		08/23/23 20:06	08/29/23 21:43	2
Selenium	ND		0.40	0.10	mg/Kg		08/23/23 20:06	08/29/23 21:43	2
Silver	ND		0.10	0.041	mg/Kg		08/23/23 20:06	08/29/23 21:43	2
Sodium	ND		50	24	mg/Kg		08/23/23 20:06	08/29/23 21:43	2
Thallium	ND		0.10	0.039	mg/Kg		08/23/23 20:06	08/29/23 21:43	2
Vanadium	ND		0.80	0.20	mg/Kg		08/23/23 20:06	08/29/23 21:43	2

Lab Sample ID: MB 410-411750/1-A ^2
 Matrix: Solid
 Analysis Batch: 414296

Client Sample ID: Method Blank
 Prep Type: Total/NA
 Prep Batch: 411750

Analyte	MB	MB	RL	MDL	Unit	D	Prepared	Analyzed	Dil Fac
	Result	Qualifier							
Zinc	ND		30	4.0	mg/Kg		08/23/23 20:06	08/30/23 10:03	2

Lab Sample ID: LCS 410-411750/2-A ^2
 Matrix: Solid
 Analysis Batch: 414107

Client Sample ID: Lab Control Sample
 Prep Type: Total/NA
 Prep Batch: 411750

Analyte	Spike Added	LCS	LCS	Unit	D	%Rec	%Rec Limits
		Result	Qualifier				
Aluminum	500	490		mg/Kg		98	80 - 120
Antimony	10.0	9.78		mg/Kg		98	80 - 120
Arsenic	50.0	48.1		mg/Kg		96	80 - 120
Barium	50.0	49.8		mg/Kg		100	80 - 120
Beryllium	5.00	4.88		mg/Kg		98	80 - 120
Cadmium	5.00	5.04		mg/Kg		101	80 - 120
Calcium	500	484		mg/Kg		97	80 - 120
Chromium	50.0	48.0		mg/Kg		96	80 - 120
Cobalt	50.0	48.1		mg/Kg		96	80 - 120
Copper	50.0	48.0		mg/Kg		96	80 - 120
Iron	500	487		mg/Kg		97	80 - 120
Lead	5.00	4.87		mg/Kg		97	80 - 120
Magnesium	500	495		mg/Kg		99	80 - 120
Manganese	50.0	49.4		mg/Kg		99	80 - 120
Nickel	50.0	48.9		mg/Kg		98	80 - 120
Potassium	500	473		mg/Kg		95	80 - 120
Selenium	10.0	9.76		mg/Kg		98	80 - 120
Silver	5.00	5.06		mg/Kg		101	80 - 120
Sodium	500	484		mg/Kg		97	80 - 120
Thallium	10.0	9.71		mg/Kg		97	80 - 120
Vanadium	50.0	48.4		mg/Kg		97	80 - 120

QC Sample Results

Client: Integral Consulting Inc NYSERDA FOIL Response, January 30, 2024 (R000359-122823)

PDF Page 326 of 526
Job ID: 410-140000-1

Project/Site: Solar Farm/Battery NY State

Method: 6020B - Metals (ICP/MS) (Continued)

Lab Sample ID: LCS 410-411750/2-A ^2

Matrix: Solid

Analysis Batch: 414296

Client Sample ID: Lab Control Sample

Prep Type: Total/NA

Prep Batch: 411750

Analyte	Spike Added	LCS Result	LCS Qualifier	Unit	D	%Rec	%Rec Limits
Zinc	50.0	50.3		mg/Kg		101	80 - 120

Lab Sample ID: MB 410-411757/1-A ^2

Matrix: Solid

Analysis Batch: 412043

Client Sample ID: Method Blank

Prep Type: Total/NA

Prep Batch: 411757

Analyte	MB Result	MB Qualifier	RL	MDL	Unit	D	Prepared	Analyzed	Dil Fac
Aluminum	ND		20	9.9	mg/Kg		08/23/23 20:29	08/24/23 07:21	2
Antimony	ND		0.20	0.080	mg/Kg		08/23/23 20:29	08/24/23 07:21	2
Arsenic	ND		0.40	0.13	mg/Kg		08/23/23 20:29	08/24/23 07:21	2
Barium	ND		0.40	0.18	mg/Kg		08/23/23 20:29	08/24/23 07:21	2
Cadmium	ND		0.10	0.040	mg/Kg		08/23/23 20:29	08/24/23 07:21	2
Calcium	ND		40	20	mg/Kg		08/23/23 20:29	08/24/23 07:21	2
Chromium	ND		0.40	0.19	mg/Kg		08/23/23 20:29	08/24/23 07:21	2
Cobalt	ND		0.20	0.080	mg/Kg		08/23/23 20:29	08/24/23 07:21	2
Copper	ND		0.40	0.18	mg/Kg		08/23/23 20:29	08/24/23 07:21	2
Iron	ND		20	9.2	mg/Kg		08/23/23 20:29	08/24/23 07:21	2
Lead	ND		0.20	0.076	mg/Kg		08/23/23 20:29	08/24/23 07:21	2
Magnesium	ND		10	4.9	mg/Kg		08/23/23 20:29	08/24/23 07:21	2
Manganese	ND		0.40	0.20	mg/Kg		08/23/23 20:29	08/24/23 07:21	2
Nickel	ND		0.40	0.19	mg/Kg		08/23/23 20:29	08/24/23 07:21	2
Potassium	ND		40	16	mg/Kg		08/23/23 20:29	08/24/23 07:21	2
Selenium	ND		0.40	0.10	mg/Kg		08/23/23 20:29	08/24/23 07:21	2
Silver	ND		0.10	0.041	mg/Kg		08/23/23 20:29	08/24/23 07:21	2
Sodium	ND		50	24	mg/Kg		08/23/23 20:29	08/24/23 07:21	2
Thallium	ND		0.10	0.039	mg/Kg		08/23/23 20:29	08/24/23 07:21	2
Zinc	ND		30	4.0	mg/Kg		08/23/23 20:29	08/24/23 07:21	2
Vanadium	ND		0.80	0.20	mg/Kg		08/23/23 20:29	08/24/23 07:21	2

Lab Sample ID: MB 410-411757/1-A ^2

Matrix: Solid

Analysis Batch: 413831

Client Sample ID: Method Blank

Prep Type: Total/NA

Prep Batch: 411757

Analyte	MB Result	MB Qualifier	RL	MDL	Unit	D	Prepared	Analyzed	Dil Fac
Beryllium	ND		0.10	0.024	mg/Kg		08/23/23 20:29	08/29/23 11:26	2

Lab Sample ID: LCS 410-411757/2-A ^2

Matrix: Solid

Analysis Batch: 412043

Client Sample ID: Lab Control Sample

Prep Type: Total/NA

Prep Batch: 411757

Analyte	Spike Added	LCS Result	LCS Qualifier	Unit	D	%Rec	%Rec Limits
Aluminum	500	496		mg/Kg		99	80 - 120
Antimony	10.0	9.91		mg/Kg		99	80 - 120
Arsenic	50.0	49.5		mg/Kg		99	80 - 120
Barium	50.0	51.1		mg/Kg		102	80 - 120
Beryllium	5.00	4.95		mg/Kg		99	80 - 120
Cadmium	5.00	5.13		mg/Kg		103	80 - 120
Calcium	500	513		mg/Kg		103	80 - 120
Chromium	50.0	49.4		mg/Kg		99	80 - 120

QC Sample Results

Client: Integral Consulting Inc NYSERDA FOIL Response, January 30, 2024 (R000359-122823)

PDF Page 327 of 526 Job ID: 410-140000-1

Project/Site: Solar Farm/Battery NY State

Method: 6020B - Metals (ICP/MS) (Continued)

Lab Sample ID: LCS 410-411757/2-A ^2

Matrix: Solid

Analysis Batch: 412043

Client Sample ID: Lab Control Sample

Prep Type: Total/NA

Prep Batch: 411757

Analyte	Spike Added	LCS Result	LCS Qualifier	Unit	D	%Rec	%Rec Limits
Cobalt	50.0	49.9		mg/Kg		100	80 - 120
Copper	50.0	50.3		mg/Kg		101	80 - 120
Iron	500	502		mg/Kg		100	80 - 120
Lead	5.00	4.91		mg/Kg		98	80 - 120
Magnesium	500	499		mg/Kg		100	80 - 120
Manganese	50.0	50.0		mg/Kg		100	80 - 120
Nickel	50.0	49.4		mg/Kg		99	80 - 120
Potassium	500	499		mg/Kg		100	80 - 120
Selenium	10.0	10.1		mg/Kg		101	80 - 120
Silver	5.00	5.18		mg/Kg		104	80 - 120
Sodium	500	503		mg/Kg		101	80 - 120
Thallium	10.0	9.85		mg/Kg		99	80 - 120
Zinc	50.0	50.0		mg/Kg		100	80 - 120
Vanadium	50.0	49.4		mg/Kg		99	80 - 120

Lab Sample ID: LCS 410-411757/2-A ^2

Matrix: Solid

Analysis Batch: 413831

Client Sample ID: Lab Control Sample

Prep Type: Total/NA

Prep Batch: 411757

Analyte	Spike Added	LCS Result	LCS Qualifier	Unit	D	%Rec	%Rec Limits
Beryllium	5.00	4.73		mg/Kg		95	80 - 120

Lab Sample ID: 410-140000-14 MS

Matrix: Solid

Analysis Batch: 412043

Client Sample ID: SS-5 (0-0.25)

Prep Type: Total/NA

Prep Batch: 411757

Analyte	Sample Result	Sample Qualifier	Spike Added	MS Result	MS Qualifier	Unit	D	%Rec	%Rec Limits
Antimony	0.25	F1	11.0	7.23	F1	mg/Kg	☼	63	75 - 125
Arsenic	3.0		55.0	55.5		mg/Kg	☼	95	75 - 125
Beryllium	1.2	B	5.50	6.91		mg/Kg	☼	103	75 - 125
Cadmium	0.12		5.50	5.45		mg/Kg	☼	97	75 - 125
Calcium	15000	F2	550	10600	4	mg/Kg	☼	-797	75 - 125
Chromium	37		55.0	93.3		mg/Kg	☼	103	75 - 125
Cobalt	13		55.0	65.4		mg/Kg	☼	94	75 - 125
Copper	22		55.0	74.0		mg/Kg	☼	94	75 - 125
Lead	12		5.50	16.6		mg/Kg	☼	90	75 - 125
Magnesium	10000		550	9940	4	mg/Kg	☼	-94	75 - 125
Manganese	540		55.0	580	4	mg/Kg	☼	68	75 - 125
Nickel	25		55.0	77.2		mg/Kg	☼	95	75 - 125
Potassium	5300		550	7310	4	mg/Kg	☼	358	75 - 125
Selenium	0.15	J	11.0	10.7		mg/Kg	☼	96	75 - 125
Silver	0.052	J	5.50	5.51		mg/Kg	☼	99	75 - 125
Sodium	320		550	887		mg/Kg	☼	104	75 - 125
Thallium	0.30		11.0	10.9		mg/Kg	☼	97	75 - 125
Zinc	74		55.0	124		mg/Kg	☼	92	75 - 125
Vanadium	55	F1	55.0	112		mg/Kg	☼	104	75 - 125

QC Sample Results

Client: Integral Consulting Inc NYSERDA FOIL Response, January 30, 2024 (R000359-122823)

PDF Page 328 of 526 Job ID: 410-140000-1

Project/Site: Solar Farm/Battery NY State

Method: 6020B - Metals (ICP/MS) (Continued)

Lab Sample ID: 410-140000-14 MS

Matrix: Solid

Analysis Batch: 412043

Client Sample ID: SS-5 (0-0.25)

Prep Type: Total/NA

Prep Batch: 411757

Analyte	Sample	Sample	Spike	MS	MS	Unit	D	%Rec	%Rec	
	Result	Qualifier	Added	Result	Qualifier				Limits	
Aluminum	23000		550	32100	4	mg/Kg	✘	1570	75 - 125	
Barium	180	F1	55.0	273	F1	mg/Kg	✘	167	75 - 125	
Iron	26000		550	31100	4	mg/Kg	✘	921	75 - 125	

Lab Sample ID: 410-140000-14 MSD

Matrix: Solid

Analysis Batch: 412043

Client Sample ID: SS-5 (0-0.25)

Prep Type: Total/NA

Prep Batch: 411757

Analyte	Sample	Sample	Spike	MSD	MSD	Unit	D	%Rec	%Rec		RPD	
	Result	Qualifier	Added	Result	Qualifier				Limits	RPD	Limit	
Antimony	0.25	F1	11.0	7.26	F1	mg/Kg	✘	64	75 - 125	0	20	
Arsenic	3.0		55.0	56.5		mg/Kg	✘	97	75 - 125	2	20	
Beryllium	1.2	B	5.50	7.13		mg/Kg	✘	107	75 - 125	3	20	
Cadmium	0.12		5.50	5.48		mg/Kg	✘	97	75 - 125	1	20	
Calcium	15000	F2	550	15300	4 F2	mg/Kg	✘	59	75 - 125	36	20	
Chromium	37		55.0	99.1		mg/Kg	✘	113	75 - 125	6	20	
Cobalt	13		55.0	68.1		mg/Kg	✘	99	75 - 125	4	20	
Copper	22		55.0	79.4		mg/Kg	✘	103	75 - 125	7	20	
Lead	12		5.50	17.6		mg/Kg	✘	107	75 - 125	6	20	
Magnesium	10000		550	11900	4	mg/Kg	✘	257	75 - 125	18	20	
Manganese	540		55.0	529	4	mg/Kg	✘	-24	75 - 125	9	20	
Nickel	25		55.0	78.9		mg/Kg	✘	98	75 - 125	2	20	
Potassium	5300		550	8260	4	mg/Kg	✘	531	75 - 125	12	20	
Selenium	0.15	J	11.0	11.2		mg/Kg	✘	101	75 - 125	5	20	
Silver	0.052	J	5.50	5.65		mg/Kg	✘	102	75 - 125	3	20	
Sodium	320		550	921		mg/Kg	✘	110	75 - 125	4	20	
Thallium	0.30		11.0	11.2		mg/Kg	✘	99	75 - 125	2	20	
Zinc	74		55.0	131		mg/Kg	✘	105	75 - 125	6	20	
Vanadium	55	F1	55.0	129	F1	mg/Kg	✘	135	75 - 125	14	20	

Lab Sample ID: 410-140000-14 MSD

Matrix: Solid

Analysis Batch: 412043

Client Sample ID: SS-5 (0-0.25)

Prep Type: Total/NA

Prep Batch: 411757

Analyte	Sample	Sample	Spike	MSD	MSD	Unit	D	%Rec	%Rec		RPD	
	Result	Qualifier	Added	Result	Qualifier				Limits	RPD	Limit	
Aluminum	23000		550	31900	4	mg/Kg	✘	1546	75 - 125	0	20	
Barium	180	F1	55.0	236		mg/Kg	✘	100	75 - 125	15	20	
Iron	26000		550	31000	4	mg/Kg	✘	919	75 - 125	0	20	

Lab Sample ID: 410-140000-14 DU

Matrix: Solid

Analysis Batch: 412043

Client Sample ID: SS-5 (0-0.25)

Prep Type: Total/NA

Prep Batch: 411757

Analyte	Sample	Sample	DU		Unit	D	RPD	Limit
	Result	Qualifier	Result	Qualifier				
Antimony	0.25	F1	0.236		mg/Kg	✘	5	20
Arsenic	3.0		3.55		mg/Kg	✘	16	20
Beryllium	1.2	B	1.35		mg/Kg	✘	10	20
Cadmium	0.12		0.0844	J F5	mg/Kg	✘	38	20
Calcium	15000	F2	29800	E F3	mg/Kg	✘	66	20
Chromium	37		32.6		mg/Kg	✘	12	20

QC Sample Results

Client: Integral Consulting Inc NYSERDA FOIL Response, January 30, 2024 (R000359-122823)

PDF Page 329 of 526 Job ID: 410-140000-1

Project/Site: Solar Farm/Battery NY State

Method: 6020B - Metals (ICP/MS) (Continued)

Lab Sample ID: 410-140000-14 DU

Client Sample ID: SS-5 (0-0.25)

Matrix: Solid

Prep Type: Total/NA

Analysis Batch: 412043

Prep Batch: 411757

Analyte	Sample	Sample	DU	DU	Unit	D	RPD	Limit
	Result	Qualifier	Result	Qualifier				
Cobalt	13		13.4		mg/Kg	☼	0.3	20
Copper	22		19.3		mg/Kg	☼	15	20
Lead	12		11.2		mg/Kg	☼	4	20
Magnesium	10000		11300		mg/Kg	☼	8	20
Manganese	540		539		mg/Kg	☼	0.7	20
Nickel	25		23.0		mg/Kg	☼	7	20
Potassium	5300		4950		mg/Kg	☼	8	20
Selenium	0.15	J	0.127	J	mg/Kg	☼	15	20
Silver	0.052	J	0.0521	J	mg/Kg	☼	0.7	20
Sodium	320		280		mg/Kg	☼	12	20
Thallium	0.30		0.257		mg/Kg	☼	17	20
Zinc	74		62.6		mg/Kg	☼	16	20
Vanadium	55	F1	49.6		mg/Kg	☼	10	20

Lab Sample ID: 410-140000-14 DU

Client Sample ID: SS-5 (0-0.25)

Matrix: Solid

Prep Type: Total/NA

Analysis Batch: 412043

Prep Batch: 411757

Analyte	Sample	Sample	DU	DU	Unit	D	RPD	Limit
	Result	Qualifier	Result	Qualifier				
Aluminum	23000		23400		mg/Kg	☼	0.1	20
Barium	180	F1	188		mg/Kg	☼	4	20
Iron	26000		26800		mg/Kg	☼	3	20

Lab Sample ID: MB 410-411817/1-A

Client Sample ID: Method Blank

Matrix: Water

Prep Type: Total Recoverable

Analysis Batch: 413515

Prep Batch: 411817

Analyte	MB	MB	RL	MDL	Unit	D	Prepared	Analyzed	Dil Fac
	Result	Qualifier							
Aluminum	ND	^3+	25	12	ug/L		08/24/23 00:56	08/28/23 18:55	1
Antimony	ND		1.0	0.20	ug/L		08/24/23 00:56	08/28/23 18:55	1
Arsenic	ND		2.0	0.68	ug/L		08/24/23 00:56	08/28/23 18:55	1
Beryllium	ND		0.50	0.12	ug/L		08/24/23 00:56	08/28/23 18:55	1
Cadmium	ND		0.50	0.15	ug/L		08/24/23 00:56	08/28/23 18:55	1
Chromium	ND		2.0	0.55	ug/L		08/24/23 00:56	08/28/23 18:55	1
Cobalt	ND		0.50	0.16	ug/L		08/24/23 00:56	08/28/23 18:55	1
Copper	ND		1.0	0.36	ug/L		08/24/23 00:56	08/28/23 18:55	1
Iron	ND		50	20	ug/L		08/24/23 00:56	08/28/23 18:55	1
Lead	ND		0.50	0.12	ug/L		08/24/23 00:56	08/28/23 18:55	1
Magnesium	ND		50	16	ug/L		08/24/23 00:56	08/28/23 18:55	1
Manganese	ND		2.0	0.95	ug/L		08/24/23 00:56	08/28/23 18:55	1
Potassium	ND		200	65	ug/L		08/24/23 00:56	08/28/23 18:55	1
Selenium	ND		1.0	0.28	ug/L		08/24/23 00:56	08/28/23 18:55	1
Silver	ND		0.50	0.10	ug/L		08/24/23 00:56	08/28/23 18:55	1
Sodium	ND		200	90	ug/L		08/24/23 00:56	08/28/23 18:55	1
Thallium	ND		0.50	0.13	ug/L		08/24/23 00:56	08/28/23 18:55	1
Zinc	ND		10	4.0	ug/L		08/24/23 00:56	08/28/23 18:55	1
Vanadium	ND		4.0	0.79	ug/L		08/24/23 00:56	08/28/23 18:55	1

QC Sample Results

Client: Integral Consulting Inc NYSERDA FOIL Response, January 30, 2024 (R000359-122823)

PDF Page 330 of 526 Job ID: 410-140000-1

Project/Site: Solar Farm/Battery NY State

Method: 6020B - Metals (ICP/MS) (Continued)

Lab Sample ID: MB 410-411817/1-A

Matrix: Water

Analysis Batch: 414312

Client Sample ID: Method Blank

Prep Type: Total Recoverable

Prep Batch: 411817

Analyte	MB Result	MB Qualifier	RL	MDL	Unit	D	Prepared	Analyzed	Dil Fac
Barium	ND		2.0	0.75	ug/L		08/24/23 00:56	08/30/23 08:24	1
Calcium	ND		120	50	ug/L		08/24/23 00:56	08/30/23 08:24	1
Nickel	ND		1.0	0.40	ug/L		08/24/23 00:56	08/30/23 08:24	1

Lab Sample ID: LCS 410-411817/2-A

Matrix: Water

Analysis Batch: 413515

Client Sample ID: Lab Control Sample

Prep Type: Total Recoverable

Prep Batch: 411817

Analyte	Spike Added	LCS Result	LCS Qualifier	Unit	D	%Rec	%Rec Limits
Antimony	100	99.1		ug/L		99	80 - 120
Arsenic	500	506		ug/L		101	85 - 120
Beryllium	50.0	46.5		ug/L		93	90 - 112
Cadmium	50.0	51.5		ug/L		103	86 - 113
Calcium	5000	5180		ug/L		104	85 - 120
Chromium	500	515		ug/L		103	90 - 115
Cobalt	500	516		ug/L		103	90 - 113
Copper	500	519		ug/L		104	80 - 120
Iron	5000	5080		ug/L		102	88 - 119
Lead	50.0	52.1		ug/L		104	90 - 115
Magnesium	5000	5200		ug/L		104	90 - 112
Manganese	500	508		ug/L		102	89 - 120
Nickel	500	516		ug/L		103	90 - 114
Potassium	5000	5150		ug/L		103	90 - 112
Selenium	100	106		ug/L		106	80 - 120
Silver	50.0	52.5		ug/L		105	88 - 113
Sodium	5000	5160		ug/L		103	89 - 112
Thallium	100	105		ug/L		105	80 - 120
Zinc	500	503		ug/L		101	90 - 115
Vanadium	500	515		ug/L		103	90 - 115

Lab Sample ID: LCS 410-411817/2-A

Matrix: Water

Analysis Batch: 414312

Client Sample ID: Lab Control Sample

Prep Type: Total Recoverable

Prep Batch: 411817

Analyte	Spike Added	LCS Result	LCS Qualifier	Unit	D	%Rec	%Rec Limits
Aluminum	5000	5090		ug/L		102	87 - 119
Barium	500	528		ug/L		106	80 - 120

Method: 7470A - Mercury (CVAA)

Lab Sample ID: MB 410-411949/1-A

Matrix: Water

Analysis Batch: 412588

Client Sample ID: Method Blank

Prep Type: Total/NA

Prep Batch: 411949

Analyte	MB Result	MB Qualifier	RL	MDL	Unit	D	Prepared	Analyzed	Dil Fac
Mercury	ND		0.20	0.079	ug/L		08/24/23 08:23	08/25/23 10:16	1

QC Sample Results

Client: Integral Consulting Inc NYSERDA FOIL Response, January 30, 2024 (R000359-122823)

PDF Page 331 of 526 Job ID: 410-140000-1

Project/Site: Solar Farm/Battery NY State

Method: 7470A - Mercury (CVAA) (Continued)

Lab Sample ID: LCS 410-411949/2-A
 Matrix: Water
 Analysis Batch: 412588

Client Sample ID: Lab Control Sample
 Prep Type: Total/NA
 Prep Batch: 411949

Analyte	Spike Added	LCS Result	LCS Qualifier	Unit	D	%Rec	%Rec Limits
Mercury	1.00	0.960		ug/L		96	80 - 118

Method: 7471B - Mercury (CVAA)

Lab Sample ID: MB 410-411770/1-A
 Matrix: Solid
 Analysis Batch: 412073

Client Sample ID: Method Blank
 Prep Type: Total/NA
 Prep Batch: 411770

Analyte	MB Result	MB Qualifier	RL	MDL	Unit	D	Prepared	Analyzed	Dil Fac
Mercury	ND		0.036	0.012	mg/Kg		08/23/23 22:39	08/24/23 10:58	1

Lab Sample ID: LCS 410-411770/2-A
 Matrix: Solid
 Analysis Batch: 412073

Client Sample ID: Lab Control Sample
 Prep Type: Total/NA
 Prep Batch: 411770

Analyte	Spike Added	LCS Result	LCS Qualifier	Unit	D	%Rec	%Rec Limits
Mercury	0.100	0.102		mg/Kg		102	80 - 120

Lab Sample ID: 410-140000-14 MS
 Matrix: Solid
 Analysis Batch: 412073

Client Sample ID: SS-5 (0-0.25)
 Prep Type: Total/NA
 Prep Batch: 411770

Analyte	Sample Result	Sample Qualifier	Spike Added	MS Result	MS Qualifier	Unit	D	%Rec	%Rec Limits
Mercury	0.023	J	0.180	0.214		mg/Kg	⊛	106	80 - 120

Lab Sample ID: 410-140000-14 MSD
 Matrix: Solid
 Analysis Batch: 412073

Client Sample ID: SS-5 (0-0.25)
 Prep Type: Total/NA
 Prep Batch: 411770

Analyte	Sample Result	Sample Qualifier	Spike Added	MSD Result	MSD Qualifier	Unit	D	%Rec	%Rec Limits	RPD	RPD Limit
Mercury	0.023	J	0.174	0.215		mg/Kg	⊛	110	80 - 120	0	20

Lab Sample ID: 410-140000-14 DU
 Matrix: Solid
 Analysis Batch: 412073

Client Sample ID: SS-5 (0-0.25)
 Prep Type: Total/NA
 Prep Batch: 411770

Analyte	Sample Result	Sample Qualifier	Spike Added	DU Result	DU Qualifier	Unit	D	%Rec	%Rec Limits	RPD	RPD Limit
Mercury	0.023	J		ND		mg/Kg	⊛			NC	20

QC Association Summary

Client: Integral Consulting Inc
 Project/Site: Solar Farm/Battery NY State

PDF Page 332 of 526
 Job ID: 410-140000-1

GC/MS VOA

Prep Batch: 412678

Lab Sample ID	Client Sample ID	Prep Type	Matrix	Method	Prep Batch
410-140000-1	SS-3 (0-0.25)	Total/NA	Solid	5035	
410-140000-2	SS-3 (0.75-1)	Total/NA	Solid	5035	
410-140000-3	SS-2 (0-0.25)	Total/NA	Solid	5035	
410-140000-4	SS-2 (0.75-1)	Total/NA	Solid	5035	
410-140000-5	SS-1 (0-0.25)	Total/NA	Solid	5035	
410-140000-6	SS-1 (0.75-1)	Total/NA	Solid	5035	
410-140000-7	SS-7 (0-0.25)	Total/NA	Solid	5035	
410-140000-8	SS-7 (0.75-1)	Total/NA	Solid	5035	
410-140000-9	SS-8 (0-0.25)	Total/NA	Solid	5035	
410-140000-10	SS-8 (0.75-1)	Total/NA	Solid	5035	
410-140000-12	SS-9 (0-0.25)	Total/NA	Solid	5035	
410-140000-13	SS-9 (0.75-1)	Total/NA	Solid	5035	
410-140000-14	SS-5 (0-0.25)	Total/NA	Solid	5035	
410-140000-18	SS-5 (0.75-1)	Total/NA	Solid	5035	
410-140000-14 MS	SS-5 (0-0.25)	Total/NA	Solid	5035	
410-140000-14 MSD	SS-5 (0-0.25)	Total/NA	Solid	5035	

Analysis Batch: 413492

Lab Sample ID	Client Sample ID	Prep Type	Matrix	Method	Prep Batch
410-140000-11	TB1-20230822	Total/NA	Water	8260D	
410-140000-15	TB2-20230822	Total/NA	Water	8260D	
410-140000-16	EB1-20230822	Total/NA	Water	8260D	
410-140000-17	EB2-20230822	Total/NA	Water	8260D	
MB 410-413492/6	Method Blank	Total/NA	Water	8260D	
LCS 410-413492/4	Lab Control Sample	Total/NA	Water	8260D	

Analysis Batch: 413639

Lab Sample ID	Client Sample ID	Prep Type	Matrix	Method	Prep Batch
410-140000-1	SS-3 (0-0.25)	Total/NA	Solid	8260D	412678
410-140000-2	SS-3 (0.75-1)	Total/NA	Solid	8260D	412678
410-140000-3	SS-2 (0-0.25)	Total/NA	Solid	8260D	412678
410-140000-4	SS-2 (0.75-1)	Total/NA	Solid	8260D	412678
410-140000-5	SS-1 (0-0.25)	Total/NA	Solid	8260D	412678
410-140000-6	SS-1 (0.75-1)	Total/NA	Solid	8260D	412678
410-140000-7	SS-7 (0-0.25)	Total/NA	Solid	8260D	412678
410-140000-8	SS-7 (0.75-1)	Total/NA	Solid	8260D	412678
410-140000-9	SS-8 (0-0.25)	Total/NA	Solid	8260D	412678
410-140000-10	SS-8 (0.75-1)	Total/NA	Solid	8260D	412678
410-140000-12	SS-9 (0-0.25)	Total/NA	Solid	8260D	412678
410-140000-13	SS-9 (0.75-1)	Total/NA	Solid	8260D	412678
410-140000-14	SS-5 (0-0.25)	Total/NA	Solid	8260D	412678
410-140000-18	SS-5 (0.75-1)	Total/NA	Solid	8260D	412678
MB 410-413639/7	Method Blank	Total/NA	Solid	8260D	
LCS 410-413639/4	Lab Control Sample	Total/NA	Solid	8260D	
LCSD 410-413639/5	Lab Control Sample Dup	Total/NA	Solid	8260D	
410-140000-14 MS	SS-5 (0-0.25)	Total/NA	Solid	8260D	412678
410-140000-14 MSD	SS-5 (0-0.25)	Total/NA	Solid	8260D	412678

QC Association Summary

Client: Integral Consulting Inc
 Project/Site: Solar Farm/Battery NY State

PDF Page 333 of 526
 Job ID: 410-140000-1

GC/MS Semi VOA

Prep Batch: 413148

Lab Sample ID	Client Sample ID	Prep Type	Matrix	Method	Prep Batch
410-140000-16	EB1-20230822	Total/NA	Water	3510C	
MB 410-413148/1-A	Method Blank	Total/NA	Water	3510C	
LCS 410-413148/2-A	Lab Control Sample	Total/NA	Water	3510C	
LCSD 410-413148/3-A	Lab Control Sample Dup	Total/NA	Water	3510C	

Prep Batch: 413381

Lab Sample ID	Client Sample ID	Prep Type	Matrix	Method	Prep Batch
410-140000-17	EB2-20230822	Total/NA	Water	3510C	
MB 410-413381/1-A	Method Blank	Total/NA	Water	3510C	
LCS 410-413381/2-A	Lab Control Sample	Total/NA	Water	3510C	
LCSD 410-413381/3-A	Lab Control Sample Dup	Total/NA	Water	3510C	

Prep Batch: 413420

Lab Sample ID	Client Sample ID	Prep Type	Matrix	Method	Prep Batch
410-140000-1	SS-3 (0-0.25)	Total/NA	Solid	3546	
410-140000-2	SS-3 (0.75-1)	Total/NA	Solid	3546	
410-140000-3	SS-2 (0-0.25)	Total/NA	Solid	3546	
410-140000-4	SS-2 (0.75-1)	Total/NA	Solid	3546	
410-140000-5	SS-1 (0-0.25)	Total/NA	Solid	3546	
410-140000-6	SS-1 (0.75-1)	Total/NA	Solid	3546	
410-140000-7	SS-7 (0-0.25)	Total/NA	Solid	3546	
410-140000-8	SS-7 (0.75-1)	Total/NA	Solid	3546	
410-140000-9	SS-8 (0-0.25)	Total/NA	Solid	3546	
410-140000-10	SS-8 (0.75-1)	Total/NA	Solid	3546	
410-140000-13	SS-9 (0.75-1)	Total/NA	Solid	3546	
410-140000-14	SS-5 (0-0.25)	Total/NA	Solid	3546	
410-140000-18	SS-5 (0.75-1)	Total/NA	Solid	3546	
MB 410-413420/1-A	Method Blank	Total/NA	Solid	3546	
LCS 410-413420/2-A	Lab Control Sample	Total/NA	Solid	3546	
410-140000-14 MS	SS-5 (0-0.25)	Total/NA	Solid	3546	
410-140000-14 MSD	SS-5 (0-0.25)	Total/NA	Solid	3546	

Analysis Batch: 413455

Lab Sample ID	Client Sample ID	Prep Type	Matrix	Method	Prep Batch
410-140000-16	EB1-20230822	Total/NA	Water	8270E	413148
MB 410-413148/1-A	Method Blank	Total/NA	Water	8270E	413148
LCS 410-413148/2-A	Lab Control Sample	Total/NA	Water	8270E	413148
LCSD 410-413148/3-A	Lab Control Sample Dup	Total/NA	Water	8270E	413148

Analysis Batch: 413475

Lab Sample ID	Client Sample ID	Prep Type	Matrix	Method	Prep Batch
410-140000-17	EB2-20230822	Total/NA	Water	8270E	413381
MB 410-413381/1-A	Method Blank	Total/NA	Water	8270E	413381
LCS 410-413381/2-A	Lab Control Sample	Total/NA	Water	8270E	413381
LCSD 410-413381/3-A	Lab Control Sample Dup	Total/NA	Water	8270E	413381

Analysis Batch: 413714

Lab Sample ID	Client Sample ID	Prep Type	Matrix	Method	Prep Batch
410-140000-1	SS-3 (0-0.25)	Total/NA	Solid	8270E	413420
410-140000-2	SS-3 (0.75-1)	Total/NA	Solid	8270E	413420
410-140000-3	SS-2 (0-0.25)	Total/NA	Solid	8270E	413420

Eurofins Lancaster Laboratories Environment Testing, LLC

QC Association Summary

Client: Integral Consulting Inc
 Project/Site: Solar Farm/Battery NY State

PDF Page 334 of 526
 Job ID: 410-140000-1

GC/MS Semi VOA (Continued)

Analysis Batch: 413714 (Continued)

Lab Sample ID	Client Sample ID	Prep Type	Matrix	Method	Prep Batch
410-140000-4	SS-2 (0.75-1)	Total/NA	Solid	8270E	413420
410-140000-5	SS-1 (0-0.25)	Total/NA	Solid	8270E	413420
MB 410-413420/1-A	Method Blank	Total/NA	Solid	8270E	413420
LCS 410-413420/2-A	Lab Control Sample	Total/NA	Solid	8270E	413420

Analysis Batch: 414158

Lab Sample ID	Client Sample ID	Prep Type	Matrix	Method	Prep Batch
410-140000-6	SS-1 (0.75-1)	Total/NA	Solid	8270E	413420
410-140000-7	SS-7 (0-0.25)	Total/NA	Solid	8270E	413420
410-140000-8	SS-7 (0.75-1)	Total/NA	Solid	8270E	413420
410-140000-9	SS-8 (0-0.25)	Total/NA	Solid	8270E	413420
410-140000-10	SS-8 (0.75-1)	Total/NA	Solid	8270E	413420
410-140000-13	SS-9 (0.75-1)	Total/NA	Solid	8270E	413420

Analysis Batch: 414514

Lab Sample ID	Client Sample ID	Prep Type	Matrix	Method	Prep Batch
410-140000-14	SS-5 (0-0.25)	Total/NA	Solid	8270E	413420
410-140000-18	SS-5 (0.75-1)	Total/NA	Solid	8270E	413420
410-140000-14 MS	SS-5 (0-0.25)	Total/NA	Solid	8270E	413420
410-140000-14 MSD	SS-5 (0-0.25)	Total/NA	Solid	8270E	413420

Prep Batch: 414990

Lab Sample ID	Client Sample ID	Prep Type	Matrix	Method	Prep Batch
410-140000-12	SS-9 (0-0.25)	Total/NA	Solid	3546	
MB 410-414990/1-A	Method Blank	Total/NA	Solid	3546	
LCS 410-414990/2-A	Lab Control Sample	Total/NA	Solid	3546	

Analysis Batch: 415189

Lab Sample ID	Client Sample ID	Prep Type	Matrix	Method	Prep Batch
410-140000-12	SS-9 (0-0.25)	Total/NA	Solid	8270E	414990
MB 410-414990/1-A	Method Blank	Total/NA	Solid	8270E	414990
LCS 410-414990/2-A	Lab Control Sample	Total/NA	Solid	8270E	414990

Metals

Prep Batch: 411750

Lab Sample ID	Client Sample ID	Prep Type	Matrix	Method	Prep Batch
410-140000-1	SS-3 (0-0.25)	Total/NA	Solid	3050B	
410-140000-3	SS-2 (0-0.25)	Total/NA	Solid	3050B	
410-140000-4	SS-2 (0.75-1)	Total/NA	Solid	3050B	
410-140000-12	SS-9 (0-0.25)	Total/NA	Solid	3050B	
MB 410-411750/1-A	Method Blank	Total/NA	Solid	3050B	
MB 410-411750/1-A ^2	Method Blank	Total/NA	Solid	3050B	
LCS 410-411750/2-A	Lab Control Sample	Total/NA	Solid	3050B	
LCS 410-411750/2-A ^2	Lab Control Sample	Total/NA	Solid	3050B	

Prep Batch: 411757

Lab Sample ID	Client Sample ID	Prep Type	Matrix	Method	Prep Batch
410-140000-2	SS-3 (0.75-1)	Total/NA	Solid	3050B	
410-140000-5	SS-1 (0-0.25)	Total/NA	Solid	3050B	
410-140000-6	SS-1 (0.75-1)	Total/NA	Solid	3050B	

QC Association Summary

Client: Integral Consulting Inc
 Project/Site: Solar Farm/Battery NY State

PDF Page 335 of 526
 Job ID: 410-140000-1

Metals (Continued)

Prep Batch: 411757 (Continued)

Lab Sample ID	Client Sample ID	Prep Type	Matrix	Method	Prep Batch
410-140000-7	SS-7 (0-0.25)	Total/NA	Solid	3050B	
410-140000-8	SS-7 (0.75-1)	Total/NA	Solid	3050B	
410-140000-9	SS-8 (0-0.25)	Total/NA	Solid	3050B	
410-140000-10	SS-8 (0.75-1)	Total/NA	Solid	3050B	
410-140000-13	SS-9 (0.75-1)	Total/NA	Solid	3050B	
410-140000-14	SS-5 (0-0.25)	Total/NA	Solid	3050B	
410-140000-18	SS-5 (0.75-1)	Total/NA	Solid	3050B	
MB 410-411757/1-A	Method Blank	Total/NA	Solid	3050B	
MB 410-411757/1-A ^2	Method Blank	Total/NA	Solid	3050B	
LCS 410-411757/2-A	Lab Control Sample	Total/NA	Solid	3050B	
LCS 410-411757/2-A ^2	Lab Control Sample	Total/NA	Solid	3050B	
410-140000-14 MS	SS-5 (0-0.25)	Total/NA	Solid	3050B	
410-140000-14 MSD	SS-5 (0-0.25)	Total/NA	Solid	3050B	
410-140000-14 DU	SS-5 (0-0.25)	Total/NA	Solid	3050B	

Prep Batch: 411770

Lab Sample ID	Client Sample ID	Prep Type	Matrix	Method	Prep Batch
410-140000-1	SS-3 (0-0.25)	Total/NA	Solid	7471B	
410-140000-2	SS-3 (0.75-1)	Total/NA	Solid	7471B	
410-140000-3	SS-2 (0-0.25)	Total/NA	Solid	7471B	
410-140000-4	SS-2 (0.75-1)	Total/NA	Solid	7471B	
410-140000-5	SS-1 (0-0.25)	Total/NA	Solid	7471B	
410-140000-6	SS-1 (0.75-1)	Total/NA	Solid	7471B	
410-140000-7	SS-7 (0-0.25)	Total/NA	Solid	7471B	
410-140000-8	SS-7 (0.75-1)	Total/NA	Solid	7471B	
410-140000-9	SS-8 (0-0.25)	Total/NA	Solid	7471B	
410-140000-10	SS-8 (0.75-1)	Total/NA	Solid	7471B	
410-140000-12	SS-9 (0-0.25)	Total/NA	Solid	7471B	
410-140000-13	SS-9 (0.75-1)	Total/NA	Solid	7471B	
410-140000-14	SS-5 (0-0.25)	Total/NA	Solid	7471B	
410-140000-18	SS-5 (0.75-1)	Total/NA	Solid	7471B	
MB 410-411770/1-A	Method Blank	Total/NA	Solid	7471B	
LCS 410-411770/2-A	Lab Control Sample	Total/NA	Solid	7471B	
410-140000-14 MS	SS-5 (0-0.25)	Total/NA	Solid	7471B	
410-140000-14 MSD	SS-5 (0-0.25)	Total/NA	Solid	7471B	
410-140000-14 DU	SS-5 (0-0.25)	Total/NA	Solid	7471B	

Prep Batch: 411817

Lab Sample ID	Client Sample ID	Prep Type	Matrix	Method	Prep Batch
410-140000-16	EB1-20230822	Total Recoverable	Water	3005A	
410-140000-17	EB2-20230822	Total Recoverable	Water	3005A	
MB 410-411817/1-A	Method Blank	Total Recoverable	Water	3005A	
LCS 410-411817/2-A	Lab Control Sample	Total Recoverable	Water	3005A	

Prep Batch: 411949

Lab Sample ID	Client Sample ID	Prep Type	Matrix	Method	Prep Batch
410-140000-16	EB1-20230822	Total/NA	Water	7470A	
410-140000-17	EB2-20230822	Total/NA	Water	7470A	
MB 410-411949/1-A	Method Blank	Total/NA	Water	7470A	
LCS 410-411949/2-A	Lab Control Sample	Total/NA	Water	7470A	

QC Association Summary

Client: Integral Consulting Inc
 Project/Site: Solar Farm/Battery NY State

PDF Page 336 of 526
 Job ID: 410-140000-1

Metals

Analysis Batch: 412040

Lab Sample ID	Client Sample ID	Prep Type	Matrix	Method	Prep Batch
410-140000-1	SS-3 (0-0.25)	Total/NA	Solid	6010D	411750
410-140000-2	SS-3 (0.75-1)	Total/NA	Solid	6010D	411757
410-140000-3	SS-2 (0-0.25)	Total/NA	Solid	6010D	411750
410-140000-4	SS-2 (0.75-1)	Total/NA	Solid	6010D	411750
410-140000-5	SS-1 (0-0.25)	Total/NA	Solid	6010D	411757
410-140000-6	SS-1 (0.75-1)	Total/NA	Solid	6010D	411757
410-140000-7	SS-7 (0-0.25)	Total/NA	Solid	6010D	411757
410-140000-8	SS-7 (0.75-1)	Total/NA	Solid	6010D	411757
410-140000-9	SS-8 (0-0.25)	Total/NA	Solid	6010D	411757
410-140000-10	SS-8 (0.75-1)	Total/NA	Solid	6010D	411757
410-140000-12	SS-9 (0-0.25)	Total/NA	Solid	6010D	411750
410-140000-13	SS-9 (0.75-1)	Total/NA	Solid	6010D	411757
410-140000-14	SS-5 (0-0.25)	Total/NA	Solid	6010D	411757
410-140000-18	SS-5 (0.75-1)	Total/NA	Solid	6010D	411757
MB 410-411750/1-A	Method Blank	Total/NA	Solid	6010D	411750
MB 410-411757/1-A	Method Blank	Total/NA	Solid	6010D	411757
LCS 410-411750/2-A	Lab Control Sample	Total/NA	Solid	6010D	411750
LCS 410-411757/2-A	Lab Control Sample	Total/NA	Solid	6010D	411757
410-140000-14 MS	SS-5 (0-0.25)	Total/NA	Solid	6010D	411757
410-140000-14 MSD	SS-5 (0-0.25)	Total/NA	Solid	6010D	411757
410-140000-14 DU	SS-5 (0-0.25)	Total/NA	Solid	6010D	411757

Analysis Batch: 412043

Lab Sample ID	Client Sample ID	Prep Type	Matrix	Method	Prep Batch
410-140000-2	SS-3 (0.75-1)	Total/NA	Solid	6020B	411757
410-140000-2	SS-3 (0.75-1)	Total/NA	Solid	6020B	411757
410-140000-5	SS-1 (0-0.25)	Total/NA	Solid	6020B	411757
410-140000-5	SS-1 (0-0.25)	Total/NA	Solid	6020B	411757
410-140000-6	SS-1 (0.75-1)	Total/NA	Solid	6020B	411757
410-140000-6	SS-1 (0.75-1)	Total/NA	Solid	6020B	411757
410-140000-7	SS-7 (0-0.25)	Total/NA	Solid	6020B	411757
410-140000-7	SS-7 (0-0.25)	Total/NA	Solid	6020B	411757
410-140000-8	SS-7 (0.75-1)	Total/NA	Solid	6020B	411757
410-140000-8	SS-7 (0.75-1)	Total/NA	Solid	6020B	411757
410-140000-9	SS-8 (0-0.25)	Total/NA	Solid	6020B	411757
410-140000-9	SS-8 (0-0.25)	Total/NA	Solid	6020B	411757
410-140000-10	SS-8 (0.75-1)	Total/NA	Solid	6020B	411757
410-140000-10	SS-8 (0.75-1)	Total/NA	Solid	6020B	411757
410-140000-13	SS-9 (0.75-1)	Total/NA	Solid	6020B	411757
410-140000-13	SS-9 (0.75-1)	Total/NA	Solid	6020B	411757
410-140000-14	SS-5 (0-0.25)	Total/NA	Solid	6020B	411757
410-140000-14	SS-5 (0-0.25)	Total/NA	Solid	6020B	411757
410-140000-18	SS-5 (0.75-1)	Total/NA	Solid	6020B	411757
410-140000-18	SS-5 (0.75-1)	Total/NA	Solid	6020B	411757
MB 410-411757/1-A ^2	Method Blank	Total/NA	Solid	6020B	411757
LCS 410-411757/2-A ^2	Lab Control Sample	Total/NA	Solid	6020B	411757
410-140000-14 MS	SS-5 (0-0.25)	Total/NA	Solid	6020B	411757
410-140000-14 MS	SS-5 (0-0.25)	Total/NA	Solid	6020B	411757
410-140000-14 MSD	SS-5 (0-0.25)	Total/NA	Solid	6020B	411757
410-140000-14 MSD	SS-5 (0-0.25)	Total/NA	Solid	6020B	411757
410-140000-14 DU	SS-5 (0-0.25)	Total/NA	Solid	6020B	411757

Eurofins Lancaster Laboratories Environment Testing, LLC

QC Association Summary

Client: Integral Consulting Inc
 Project/Site: Solar Farm/Battery NY State

PDF Page 337 of 526
 Job ID: 410-140000-1

Metals (Continued)

Analysis Batch: 412043 (Continued)

Lab Sample ID	Client Sample ID	Prep Type	Matrix	Method	Prep Batch
410-140000-14 DU	SS-5 (0-0.25)	Total/NA	Solid	6020B	411757

Analysis Batch: 412073

Lab Sample ID	Client Sample ID	Prep Type	Matrix	Method	Prep Batch
410-140000-1	SS-3 (0-0.25)	Total/NA	Solid	7471B	411770
410-140000-2	SS-3 (0.75-1)	Total/NA	Solid	7471B	411770
410-140000-3	SS-2 (0-0.25)	Total/NA	Solid	7471B	411770
410-140000-4	SS-2 (0.75-1)	Total/NA	Solid	7471B	411770
410-140000-5	SS-1 (0-0.25)	Total/NA	Solid	7471B	411770
410-140000-6	SS-1 (0.75-1)	Total/NA	Solid	7471B	411770
410-140000-7	SS-7 (0-0.25)	Total/NA	Solid	7471B	411770
410-140000-8	SS-7 (0.75-1)	Total/NA	Solid	7471B	411770
410-140000-9	SS-8 (0-0.25)	Total/NA	Solid	7471B	411770
410-140000-10	SS-8 (0.75-1)	Total/NA	Solid	7471B	411770
410-140000-12	SS-9 (0-0.25)	Total/NA	Solid	7471B	411770
410-140000-13	SS-9 (0.75-1)	Total/NA	Solid	7471B	411770
410-140000-14	SS-5 (0-0.25)	Total/NA	Solid	7471B	411770
410-140000-18	SS-5 (0.75-1)	Total/NA	Solid	7471B	411770
MB 410-411770/1-A	Method Blank	Total/NA	Solid	7471B	411770
LCS 410-411770/2-A	Lab Control Sample	Total/NA	Solid	7471B	411770
410-140000-14 MS	SS-5 (0-0.25)	Total/NA	Solid	7471B	411770
410-140000-14 MSD	SS-5 (0-0.25)	Total/NA	Solid	7471B	411770
410-140000-14 DU	SS-5 (0-0.25)	Total/NA	Solid	7471B	411770

Analysis Batch: 412324

Lab Sample ID	Client Sample ID	Prep Type	Matrix	Method	Prep Batch
410-140000-16	EB1-20230822	Total Recoverable	Water	6010D	411817
410-140000-17	EB2-20230822	Total Recoverable	Water	6010D	411817
MB 410-411817/1-A	Method Blank	Total Recoverable	Water	6010D	411817
LCS 410-411817/2-A	Lab Control Sample	Total Recoverable	Water	6010D	411817

Analysis Batch: 412588

Lab Sample ID	Client Sample ID	Prep Type	Matrix	Method	Prep Batch
410-140000-16	EB1-20230822	Total/NA	Water	7470A	411949
410-140000-17	EB2-20230822	Total/NA	Water	7470A	411949
MB 410-411949/1-A	Method Blank	Total/NA	Water	7470A	411949
LCS 410-411949/2-A	Lab Control Sample	Total/NA	Water	7470A	411949

Analysis Batch: 413515

Lab Sample ID	Client Sample ID	Prep Type	Matrix	Method	Prep Batch
410-140000-16	EB1-20230822	Total Recoverable	Water	6020B	411817
410-140000-17	EB2-20230822	Total Recoverable	Water	6020B	411817
MB 410-411817/1-A	Method Blank	Total Recoverable	Water	6020B	411817
LCS 410-411817/2-A	Lab Control Sample	Total Recoverable	Water	6020B	411817

Analysis Batch: 413831

Lab Sample ID	Client Sample ID	Prep Type	Matrix	Method	Prep Batch
410-140000-2	SS-3 (0.75-1)	Total/NA	Solid	6020B	411757
410-140000-5	SS-1 (0-0.25)	Total/NA	Solid	6020B	411757
410-140000-6	SS-1 (0.75-1)	Total/NA	Solid	6020B	411757
410-140000-7	SS-7 (0-0.25)	Total/NA	Solid	6020B	411757

QC Association Summary

Client: Integral Consulting Inc
 Project/Site: Solar Farm/Battery NY State

PDF Page 338 of 526
 Job ID: 410-140000-1

Metals (Continued)

Analysis Batch: 413831 (Continued)

Lab Sample ID	Client Sample ID	Prep Type	Matrix	Method	Prep Batch
410-140000-8	SS-7 (0.75-1)	Total/NA	Solid	6020B	411757
410-140000-9	SS-8 (0-0.25)	Total/NA	Solid	6020B	411757
410-140000-10	SS-8 (0.75-1)	Total/NA	Solid	6020B	411757
410-140000-13	SS-9 (0.75-1)	Total/NA	Solid	6020B	411757
MB 410-411757/1-A ^2	Method Blank	Total/NA	Solid	6020B	411757
LCS 410-411757/2-A ^2	Lab Control Sample	Total/NA	Solid	6020B	411757

Analysis Batch: 414107

Lab Sample ID	Client Sample ID	Prep Type	Matrix	Method	Prep Batch
410-140000-1	SS-3 (0-0.25)	Total/NA	Solid	6020B	411750
410-140000-1	SS-3 (0-0.25)	Total/NA	Solid	6020B	411750
410-140000-3	SS-2 (0-0.25)	Total/NA	Solid	6020B	411750
410-140000-3	SS-2 (0-0.25)	Total/NA	Solid	6020B	411750
410-140000-4	SS-2 (0.75-1)	Total/NA	Solid	6020B	411750
410-140000-4	SS-2 (0.75-1)	Total/NA	Solid	6020B	411750
410-140000-12	SS-9 (0-0.25)	Total/NA	Solid	6020B	411750
410-140000-12	SS-9 (0-0.25)	Total/NA	Solid	6020B	411750
MB 410-411750/1-A ^2	Method Blank	Total/NA	Solid	6020B	411750
LCS 410-411750/2-A ^2	Lab Control Sample	Total/NA	Solid	6020B	411750

Analysis Batch: 414296

Lab Sample ID	Client Sample ID	Prep Type	Matrix	Method	Prep Batch
410-140000-1	SS-3 (0-0.25)	Total/NA	Solid	6020B	411750
410-140000-3	SS-2 (0-0.25)	Total/NA	Solid	6020B	411750
410-140000-4	SS-2 (0.75-1)	Total/NA	Solid	6020B	411750
410-140000-12	SS-9 (0-0.25)	Total/NA	Solid	6020B	411750
MB 410-411750/1-A ^2	Method Blank	Total/NA	Solid	6020B	411750
LCS 410-411750/2-A ^2	Lab Control Sample	Total/NA	Solid	6020B	411750

Analysis Batch: 414312

Lab Sample ID	Client Sample ID	Prep Type	Matrix	Method	Prep Batch
410-140000-16	EB1-20230822	Total Recoverable	Water	6020B	411817
410-140000-17	EB2-20230822	Total Recoverable	Water	6020B	411817
MB 410-411817/1-A	Method Blank	Total Recoverable	Water	6020B	411817
LCS 410-411817/2-A	Lab Control Sample	Total Recoverable	Water	6020B	411817

General Chemistry

Analysis Batch: 411692

Lab Sample ID	Client Sample ID	Prep Type	Matrix	Method	Prep Batch
410-140000-1	SS-3 (0-0.25)	Total/NA	Solid	Moisture	
410-140000-2	SS-3 (0.75-1)	Total/NA	Solid	Moisture	
410-140000-3	SS-2 (0-0.25)	Total/NA	Solid	Moisture	
410-140000-4	SS-2 (0.75-1)	Total/NA	Solid	Moisture	
410-140000-5	SS-1 (0-0.25)	Total/NA	Solid	Moisture	
410-140000-6	SS-1 (0.75-1)	Total/NA	Solid	Moisture	
410-140000-7	SS-7 (0-0.25)	Total/NA	Solid	Moisture	
410-140000-8	SS-7 (0.75-1)	Total/NA	Solid	Moisture	
410-140000-9	SS-8 (0-0.25)	Total/NA	Solid	Moisture	
410-140000-10	SS-8 (0.75-1)	Total/NA	Solid	Moisture	
410-140000-12	SS-9 (0-0.25)	Total/NA	Solid	Moisture	

QC Association Summary

Client: Integral Consulting Inc
Project/Site: Solar Farm/Battery NY State

PDF Page 339 of 526
Job ID: 410-140000-1

General Chemistry (Continued)

Analysis Batch: 411692 (Continued)

Lab Sample ID	Client Sample ID	Prep Type	Matrix	Method	Prep Batch
410-140000-13	SS-9 (0.75-1)	Total/NA	Solid	Moisture	
410-140000-14	SS-5 (0-0.25)	Total/NA	Solid	Moisture	
410-140000-18	SS-5 (0.75-1)	Total/NA	Solid	Moisture	

- 1
- 2
- 3
- 4
- 5
- 6
- 7
- 8
- 9
- 10
- 11
- 12
- 13
- 14
- 15

Lab Chronicle

Client: Integral Consulting Inc **NYSERDA FOIL Response, January 30, 2024 (R000359-122823)**

PDF Page 340 of 526
Job ID: 410-140000-1

Project/Site: Solar Farm/Battery NY State

Client Sample ID: SS-3 (0-0.25)

Lab Sample ID: 410-140000-1

Date Collected: 08/22/23 08:35

Matrix: Solid

Date Received: 08/23/23 10:02

Prep Type	Batch Type	Batch Method	Run	Dilution Factor	Batch Number	Batch Analyst	Lab	Prepared or Analyzed
Total/NA	Analysis	Moisture		1	411692	K9VH	ELLE	08/23/23 17:11

Client Sample ID: SS-3 (0-0.25)

Lab Sample ID: 410-140000-1

Date Collected: 08/22/23 08:35

Matrix: Solid

Date Received: 08/23/23 10:02

Percent Solids: 71.6

Prep Type	Batch Type	Batch Method	Run	Dilution Factor	Batch Number	Batch Analyst	Lab	Prepared or Analyzed
Total/NA	Prep	5035			412678	PV7W	ELLE	08/25/23 15:20
Total/NA	Analysis	8260D		1	413639	ULCP	ELLE	08/29/23 12:23
Total/NA	Prep	3546			413420	ZB3H	ELLE	08/28/23 16:25
Total/NA	Analysis	8270E		1	413714	GLQ9	ELLE	08/29/23 16:15
Total/NA	Prep	3050B			411750	UAMX	ELLE	08/23/23 20:06
Total/NA	Analysis	6010D		1	412040	MT26	ELLE	08/24/23 07:25
Total/NA	Prep	3050B			411750	UAMX	ELLE	08/23/23 20:06
Total/NA	Analysis	6020B		2	414296	F7JF	ELLE	08/30/23 10:13
Total/NA	Prep	3050B			411750	UAMX	ELLE	08/23/23 20:06
Total/NA	Analysis	6020B		2	414107	LC3M	ELLE	08/30/23 00:05
Total/NA	Prep	3050B			411750	UAMX	ELLE	08/23/23 20:06
Total/NA	Analysis	6020B		10	414107	LC3M	ELLE	08/30/23 00:07
Total/NA	Prep	7471B			411770	UAMX	ELLE	08/23/23 22:39
Total/NA	Analysis	7471B		1	412073	UEFS	ELLE	08/24/23 11:17

Client Sample ID: SS-3 (0.75-1)

Lab Sample ID: 410-140000-2

Date Collected: 08/22/23 08:45

Matrix: Solid

Date Received: 08/23/23 10:02

Prep Type	Batch Type	Batch Method	Run	Dilution Factor	Batch Number	Batch Analyst	Lab	Prepared or Analyzed
Total/NA	Analysis	Moisture		1	411692	K9VH	ELLE	08/23/23 17:11

Client Sample ID: SS-3 (0.75-1)

Lab Sample ID: 410-140000-2

Date Collected: 08/22/23 08:45

Matrix: Solid

Date Received: 08/23/23 10:02

Percent Solids: 75.1

Prep Type	Batch Type	Batch Method	Run	Dilution Factor	Batch Number	Batch Analyst	Lab	Prepared or Analyzed
Total/NA	Prep	5035			412678	PV7W	ELLE	08/25/23 15:20
Total/NA	Analysis	8260D		1	413639	ULCP	ELLE	08/29/23 12:47
Total/NA	Prep	3546			413420	ZB3H	ELLE	08/28/23 16:25
Total/NA	Analysis	8270E		1	413714	GLQ9	ELLE	08/29/23 16:39
Total/NA	Prep	3050B			411757	UAMX	ELLE	08/23/23 20:29
Total/NA	Analysis	6010D		1	412040	MT26	ELLE	08/24/23 08:52
Total/NA	Prep	3050B			411757	UAMX	ELLE	08/23/23 20:29
Total/NA	Analysis	6020B		2	412043	F7JF	ELLE	08/24/23 09:17
Total/NA	Prep	3050B			411757	UAMX	ELLE	08/23/23 20:29
Total/NA	Analysis	6020B		10	412043	F7JF	ELLE	08/24/23 09:19

Lab Chronicle

Client: Integral Consulting Inc NYSERDA FOIL Response, January 30, 2024 (R000359-122823)

PDF Page 341 of 526 Job ID: 410-140000-1

Project/Site: Solar Farm/Battery NY State

Client Sample ID: SS-3 (0.75-1)

Lab Sample ID: 410-140000-2

Date Collected: 08/22/23 08:45

Matrix: Solid

Date Received: 08/23/23 10:02

Percent Solids: 75.1

Prep Type	Batch Type	Batch Method	Run	Dilution Factor	Batch Number	Batch Analyst	Lab	Prepared or Analyzed
Total/NA	Prep	3050B			411757	UAMX	ELLE	08/23/23 20:29
Total/NA	Analysis	6020B		2	413831	F7JF	ELLE	08/29/23 11:46
Total/NA	Prep	7471B			411770	UAMX	ELLE	08/23/23 22:39
Total/NA	Analysis	7471B		1	412073	UEFS	ELLE	08/24/23 11:19

Client Sample ID: SS-2 (0-0.25)

Lab Sample ID: 410-140000-3

Date Collected: 08/22/23 09:15

Matrix: Solid

Date Received: 08/23/23 10:02

Prep Type	Batch Type	Batch Method	Run	Dilution Factor	Batch Number	Batch Analyst	Lab	Prepared or Analyzed
Total/NA	Analysis	Moisture		1	411692	K9VH	ELLE	08/23/23 17:11

Client Sample ID: SS-2 (0-0.25)

Lab Sample ID: 410-140000-3

Date Collected: 08/22/23 09:15

Matrix: Solid

Date Received: 08/23/23 10:02

Percent Solids: 70.4

Prep Type	Batch Type	Batch Method	Run	Dilution Factor	Batch Number	Batch Analyst	Lab	Prepared or Analyzed
Total/NA	Prep	5035			412678	PV7W	ELLE	08/25/23 15:20
Total/NA	Analysis	8260D		1	413639	ULCP	ELLE	08/29/23 13:10
Total/NA	Prep	3546			413420	ZB3H	ELLE	08/28/23 16:25
Total/NA	Analysis	8270E		1	413714	GLQ9	ELLE	08/29/23 17:04
Total/NA	Prep	3050B			411750	UAMX	ELLE	08/23/23 20:06
Total/NA	Analysis	6010D		1	412040	MT26	ELLE	08/24/23 07:18
Total/NA	Prep	3050B			411750	UAMX	ELLE	08/23/23 20:06
Total/NA	Analysis	6020B		2	414296	F7JF	ELLE	08/30/23 10:09
Total/NA	Prep	3050B			411750	UAMX	ELLE	08/23/23 20:06
Total/NA	Analysis	6020B		2	414107	LC3M	ELLE	08/29/23 23:57
Total/NA	Prep	3050B			411750	UAMX	ELLE	08/23/23 20:06
Total/NA	Analysis	6020B		10	414107	LC3M	ELLE	08/29/23 23:59
Total/NA	Prep	7471B			411770	UAMX	ELLE	08/23/23 22:39
Total/NA	Analysis	7471B		1	412073	UEFS	ELLE	08/24/23 11:21

Client Sample ID: SS-2 (0.75-1)

Lab Sample ID: 410-140000-4

Date Collected: 08/22/23 09:25

Matrix: Solid

Date Received: 08/23/23 10:02

Prep Type	Batch Type	Batch Method	Run	Dilution Factor	Batch Number	Batch Analyst	Lab	Prepared or Analyzed
Total/NA	Analysis	Moisture		1	411692	K9VH	ELLE	08/23/23 17:11

Client Sample ID: SS-2 (0.75-1)

Lab Sample ID: 410-140000-4

Date Collected: 08/22/23 09:25

Matrix: Solid

Date Received: 08/23/23 10:02

Percent Solids: 78.9

Prep Type	Batch Type	Batch Method	Run	Dilution Factor	Batch Number	Batch Analyst	Lab	Prepared or Analyzed
Total/NA	Prep	5035			412678	PV7W	ELLE	08/25/23 15:20
Total/NA	Analysis	8260D		1	413639	ULCP	ELLE	08/29/23 13:34

Lab Chronicle

Client: Integral Consulting Inc **NYSERDA FOIL Response, January 30, 2024 (R000359-122823)**

PDF Page 342 of 526
Job ID: 410-140000-1

Project/Site: Solar Farm/Battery NY State

Client Sample ID: SS-2 (0.75-1)

Lab Sample ID: 410-140000-4

Date Collected: 08/22/23 09:25

Matrix: Solid

Date Received: 08/23/23 10:02

Percent Solids: 78.9

Prep Type	Batch Type	Batch Method	Run	Dilution Factor	Batch Number	Batch Analyst	Lab	Prepared or Analyzed
Total/NA	Prep	3546			413420	ZB3H	ELLE	08/28/23 16:25
Total/NA	Analysis	8270E		1	413714	GLQ9	ELLE	08/29/23 17:29
Total/NA	Prep	3050B			411750	UAMX	ELLE	08/23/23 20:06
Total/NA	Analysis	6010D		1	412040	MT26	ELLE	08/24/23 07:21
Total/NA	Prep	3050B			411750	UAMX	ELLE	08/23/23 20:06
Total/NA	Analysis	6020B		2	414296	F7JF	ELLE	08/30/23 10:11
Total/NA	Prep	3050B			411750	UAMX	ELLE	08/23/23 20:06
Total/NA	Analysis	6020B		2	414107	LC3M	ELLE	08/30/23 00:01
Total/NA	Prep	3050B			411750	UAMX	ELLE	08/23/23 20:06
Total/NA	Analysis	6020B		10	414107	LC3M	ELLE	08/30/23 00:03
Total/NA	Prep	7471B			411770	UAMX	ELLE	08/23/23 22:39
Total/NA	Analysis	7471B		1	412073	UEFS	ELLE	08/24/23 11:23

Client Sample ID: SS-1 (0-0.25)

Lab Sample ID: 410-140000-5

Date Collected: 08/22/23 10:10

Matrix: Solid

Date Received: 08/23/23 10:02

Prep Type	Batch Type	Batch Method	Run	Dilution Factor	Batch Number	Batch Analyst	Lab	Prepared or Analyzed
Total/NA	Analysis	Moisture		1	411692	K9VH	ELLE	08/23/23 17:11

Client Sample ID: SS-1 (0-0.25)

Lab Sample ID: 410-140000-5

Date Collected: 08/22/23 10:10

Matrix: Solid

Date Received: 08/23/23 10:02

Percent Solids: 69.6

Prep Type	Batch Type	Batch Method	Run	Dilution Factor	Batch Number	Batch Analyst	Lab	Prepared or Analyzed
Total/NA	Prep	5035			412678	PV7W	ELLE	08/25/23 15:20
Total/NA	Analysis	8260D		1	413639	ULCP	ELLE	08/29/23 13:58
Total/NA	Prep	3546			413420	ZB3H	ELLE	08/28/23 16:25
Total/NA	Analysis	8270E		1	413714	GLQ9	ELLE	08/29/23 17:53
Total/NA	Prep	3050B			411757	UAMX	ELLE	08/23/23 20:29
Total/NA	Analysis	6010D		1	412040	MT26	ELLE	08/24/23 08:58
Total/NA	Prep	3050B			411757	UAMX	ELLE	08/23/23 20:29
Total/NA	Analysis	6020B		2	412043	F7JF	ELLE	08/24/23 09:21
Total/NA	Prep	3050B			411757	UAMX	ELLE	08/23/23 20:29
Total/NA	Analysis	6020B		10	412043	F7JF	ELLE	08/24/23 09:23
Total/NA	Prep	3050B			411757	UAMX	ELLE	08/23/23 20:29
Total/NA	Analysis	6020B		2	413831	F7JF	ELLE	08/29/23 11:48
Total/NA	Prep	7471B			411770	UAMX	ELLE	08/23/23 22:39
Total/NA	Analysis	7471B		1	412073	UEFS	ELLE	08/24/23 11:25

Lab Chronicle

Client: Integral Consulting Inc **NYSERDA FOIL Response, January 30, 2024 (R000359-122823)**

PDF Page 343 of 526
Job ID: 410-140000-1

Project/Site: Solar Farm/Battery NY State

Client Sample ID: SS-1 (0.75-1)

Lab Sample ID: 410-140000-6

Date Collected: 08/22/23 10:20

Matrix: Solid

Date Received: 08/23/23 10:02

Prep Type	Batch Type	Batch Method	Run	Dilution Factor	Batch Number	Batch Analyst	Lab	Prepared or Analyzed
Total/NA	Analysis	Moisture		1	411692	K9VH	ELLE	08/23/23 17:11

Client Sample ID: SS-1 (0.75-1)

Lab Sample ID: 410-140000-6

Date Collected: 08/22/23 10:20

Matrix: Solid

Date Received: 08/23/23 10:02

Percent Solids: 78.1

Prep Type	Batch Type	Batch Method	Run	Dilution Factor	Batch Number	Batch Analyst	Lab	Prepared or Analyzed
Total/NA	Prep	5035			412678	PV7W	ELLE	08/25/23 15:20
Total/NA	Analysis	8260D		1	413639	ULCP	ELLE	08/29/23 14:22
Total/NA	Prep	3546			413420	ZB3H	ELLE	08/28/23 16:25
Total/NA	Analysis	8270E		1	414158	GLQ9	ELLE	08/30/23 14:27
Total/NA	Prep	3050B			411757	UAMX	ELLE	08/23/23 20:29
Total/NA	Analysis	6010D		1	412040	MT26	ELLE	08/24/23 09:43
Total/NA	Prep	3050B			411757	UAMX	ELLE	08/23/23 20:29
Total/NA	Analysis	6020B		2	412043	F7JF	ELLE	08/24/23 09:25
Total/NA	Prep	3050B			411757	UAMX	ELLE	08/23/23 20:29
Total/NA	Analysis	6020B		10	412043	F7JF	ELLE	08/24/23 09:27
Total/NA	Prep	3050B			411757	UAMX	ELLE	08/23/23 20:29
Total/NA	Analysis	6020B		2	413831	F7JF	ELLE	08/29/23 11:50
Total/NA	Prep	7471B			411770	UAMX	ELLE	08/23/23 22:39
Total/NA	Analysis	7471B		1	412073	UEFS	ELLE	08/24/23 11:27

Client Sample ID: SS-7 (0-0.25)

Lab Sample ID: 410-140000-7

Date Collected: 08/22/23 10:45

Matrix: Solid

Date Received: 08/23/23 10:02

Prep Type	Batch Type	Batch Method	Run	Dilution Factor	Batch Number	Batch Analyst	Lab	Prepared or Analyzed
Total/NA	Analysis	Moisture		1	411692	K9VH	ELLE	08/23/23 17:11

Client Sample ID: SS-7 (0-0.25)

Lab Sample ID: 410-140000-7

Date Collected: 08/22/23 10:45

Matrix: Solid

Date Received: 08/23/23 10:02

Percent Solids: 69.7

Prep Type	Batch Type	Batch Method	Run	Dilution Factor	Batch Number	Batch Analyst	Lab	Prepared or Analyzed
Total/NA	Prep	5035			412678	PV7W	ELLE	08/25/23 15:20
Total/NA	Analysis	8260D		1	413639	ULCP	ELLE	08/29/23 14:46
Total/NA	Prep	3546			413420	ZB3H	ELLE	08/28/23 16:25
Total/NA	Analysis	8270E		1	414158	GLQ9	ELLE	08/30/23 14:52
Total/NA	Prep	3050B			411757	UAMX	ELLE	08/23/23 20:29
Total/NA	Analysis	6010D		1	412040	MT26	ELLE	08/24/23 08:39
Total/NA	Prep	3050B			411757	UAMX	ELLE	08/23/23 20:29
Total/NA	Analysis	6020B		2	412043	F7JF	ELLE	08/24/23 08:39
Total/NA	Prep	3050B			411757	UAMX	ELLE	08/23/23 20:29
Total/NA	Analysis	6020B		10	412043	F7JF	ELLE	08/24/23 08:41

Lab Chronicle

Client: Integral Consulting Inc NYSERDA FOIL Response, January 30, 2024 (R000359-122823)

PDF Page 344 of 526 Job ID: 410-140000-1

Project/Site: Solar Farm/Battery NY State

Client Sample ID: SS-7 (0-0.25)

Lab Sample ID: 410-140000-7

Date Collected: 08/22/23 10:45

Matrix: Solid

Date Received: 08/23/23 10:02

Percent Solids: 69.7

Prep Type	Batch Type	Batch Method	Run	Dilution Factor	Batch Number	Batch Analyst	Lab	Prepared or Analyzed
Total/NA	Prep	3050B			411757	UAMX	ELLE	08/23/23 20:29
Total/NA	Analysis	6020B		2	413831	F7JF	ELLE	08/29/23 11:42
Total/NA	Prep	7471B			411770	UAMX	ELLE	08/23/23 22:39
Total/NA	Analysis	7471B		1	412073	UEFS	ELLE	08/24/23 11:29

Client Sample ID: SS-7 (0.75-1)

Lab Sample ID: 410-140000-8

Date Collected: 08/22/23 10:55

Matrix: Solid

Date Received: 08/23/23 10:02

Prep Type	Batch Type	Batch Method	Run	Dilution Factor	Batch Number	Batch Analyst	Lab	Prepared or Analyzed
Total/NA	Analysis	Moisture		1	411692	K9VH	ELLE	08/23/23 17:11

Client Sample ID: SS-7 (0.75-1)

Lab Sample ID: 410-140000-8

Date Collected: 08/22/23 10:55

Matrix: Solid

Date Received: 08/23/23 10:02

Percent Solids: 73.0

Prep Type	Batch Type	Batch Method	Run	Dilution Factor	Batch Number	Batch Analyst	Lab	Prepared or Analyzed
Total/NA	Prep	5035			412678	PV7W	ELLE	08/25/23 15:20
Total/NA	Analysis	8260D		1	413639	ULCP	ELLE	08/29/23 15:09
Total/NA	Prep	3546			413420	ZB3H	ELLE	08/28/23 16:25
Total/NA	Analysis	8270E		1	414158	GLQ9	ELLE	08/30/23 15:17
Total/NA	Prep	3050B			411757	UAMX	ELLE	08/23/23 20:29
Total/NA	Analysis	6010D		1	412040	MT26	ELLE	08/24/23 08:23
Total/NA	Prep	3050B			411757	UAMX	ELLE	08/23/23 20:29
Total/NA	Analysis	6020B		2	412043	F7JF	ELLE	08/24/23 08:35
Total/NA	Prep	3050B			411757	UAMX	ELLE	08/23/23 20:29
Total/NA	Analysis	6020B		10	412043	F7JF	ELLE	08/24/23 08:37
Total/NA	Prep	3050B			411757	UAMX	ELLE	08/23/23 20:29
Total/NA	Analysis	6020B		2	413831	F7JF	ELLE	08/29/23 11:34
Total/NA	Prep	7471B			411770	UAMX	ELLE	08/23/23 22:39
Total/NA	Analysis	7471B		1	412073	UEFS	ELLE	08/24/23 11:31

Client Sample ID: SS-8 (0-0.25)

Lab Sample ID: 410-140000-9

Date Collected: 08/22/23 11:10

Matrix: Solid

Date Received: 08/23/23 10:02

Prep Type	Batch Type	Batch Method	Run	Dilution Factor	Batch Number	Batch Analyst	Lab	Prepared or Analyzed
Total/NA	Analysis	Moisture		1	411692	K9VH	ELLE	08/23/23 17:11

Client Sample ID: SS-8 (0-0.25)

Lab Sample ID: 410-140000-9

Date Collected: 08/22/23 11:10

Matrix: Solid

Date Received: 08/23/23 10:02

Percent Solids: 56.6

Prep Type	Batch Type	Batch Method	Run	Dilution Factor	Batch Number	Batch Analyst	Lab	Prepared or Analyzed
Total/NA	Prep	5035			412678	PV7W	ELLE	08/25/23 15:20
Total/NA	Analysis	8260D		1	413639	ULCP	ELLE	08/29/23 15:33

Lab Chronicle

Client: Integral Consulting Inc **NYSERDA FOIL Response, January 30, 2024 (R000359-122823)**

PDF Page 345 of 526
Job ID: 410-140000-1

Project/Site: Solar Farm/Battery NY State

Client Sample ID: SS-8 (0-0.25)

Lab Sample ID: 410-140000-9

Date Collected: 08/22/23 11:10

Matrix: Solid

Date Received: 08/23/23 10:02

Percent Solids: 56.6

Prep Type	Batch Type	Batch Method	Run	Dilution Factor	Batch Number	Batch Analyst	Lab	Prepared or Analyzed
Total/NA	Prep	3546			413420	ZB3H	ELLE	08/28/23 16:25
Total/NA	Analysis	8270E		1	414158	GLQ9	ELLE	08/30/23 15:42
Total/NA	Prep	3050B			411757	UAMX	ELLE	08/23/23 20:29
Total/NA	Analysis	6010D		1	412040	MT26	ELLE	08/24/23 08:46
Total/NA	Prep	3050B			411757	UAMX	ELLE	08/23/23 20:29
Total/NA	Analysis	6020B		2	412043	F7JF	ELLE	08/24/23 08:57
Total/NA	Prep	3050B			411757	UAMX	ELLE	08/23/23 20:29
Total/NA	Analysis	6020B		10	412043	F7JF	ELLE	08/24/23 09:15
Total/NA	Prep	3050B			411757	UAMX	ELLE	08/23/23 20:29
Total/NA	Analysis	6020B		2	413831	F7JF	ELLE	08/29/23 11:44
Total/NA	Prep	7471B			411770	UAMX	ELLE	08/23/23 22:39
Total/NA	Analysis	7471B		1	412073	UEFS	ELLE	08/24/23 11:33

Client Sample ID: SS-8 (0.75-1)

Lab Sample ID: 410-140000-10

Date Collected: 08/22/23 11:20

Matrix: Solid

Date Received: 08/23/23 10:02

Prep Type	Batch Type	Batch Method	Run	Dilution Factor	Batch Number	Batch Analyst	Lab	Prepared or Analyzed
Total/NA	Analysis	Moisture		1	411692	K9VH	ELLE	08/23/23 17:11

Client Sample ID: SS-8 (0.75-1)

Lab Sample ID: 410-140000-10

Date Collected: 08/22/23 11:20

Matrix: Solid

Date Received: 08/23/23 10:02

Percent Solids: 73.8

Prep Type	Batch Type	Batch Method	Run	Dilution Factor	Batch Number	Batch Analyst	Lab	Prepared or Analyzed
Total/NA	Prep	5035			412678	PV7W	ELLE	08/25/23 15:20
Total/NA	Analysis	8260D		1	413639	ULCP	ELLE	08/29/23 15:56
Total/NA	Prep	3546			413420	ZB3H	ELLE	08/28/23 16:25
Total/NA	Analysis	8270E		1	414158	GLQ9	ELLE	08/30/23 16:07
Total/NA	Prep	3050B			411757	UAMX	ELLE	08/23/23 20:29
Total/NA	Analysis	6010D		1	412040	MT26	ELLE	08/24/23 08:16
Total/NA	Prep	3050B			411757	UAMX	ELLE	08/23/23 20:29
Total/NA	Analysis	6020B		2	412043	F7JF	ELLE	08/24/23 08:31
Total/NA	Prep	3050B			411757	UAMX	ELLE	08/23/23 20:29
Total/NA	Analysis	6020B		10	412043	F7JF	ELLE	08/24/23 08:33
Total/NA	Prep	3050B			411757	UAMX	ELLE	08/23/23 20:29
Total/NA	Analysis	6020B		2	413831	F7JF	ELLE	08/29/23 11:32
Total/NA	Prep	7471B			411770	UAMX	ELLE	08/23/23 22:39
Total/NA	Analysis	7471B		1	412073	UEFS	ELLE	08/24/23 11:35

Lab Chronicle

Client: Integral Consulting Inc NYSERDA FOIL Response, January 30, 2024 (R000359-122823)

PDF Page 346 of 526 Job ID: 410-140000-1

Project/Site: Solar Farm/Battery NY State

Client Sample ID: TB1-20230822

Lab Sample ID: 410-140000-11

Date Collected: 08/22/23 00:00

Matrix: Water

Date Received: 08/23/23 10:02

Prep Type	Batch Type	Batch Method	Run	Dilution Factor	Batch Number	Batch Analyst	Lab	Prepared or Analyzed
Total/NA	Analysis	8260D		1	413492	K4YF	ELLE	08/29/23 01:06

Client Sample ID: SS-9 (0-0.25)

Lab Sample ID: 410-140000-12

Date Collected: 08/22/23 11:35

Matrix: Solid

Date Received: 08/23/23 10:02

Prep Type	Batch Type	Batch Method	Run	Dilution Factor	Batch Number	Batch Analyst	Lab	Prepared or Analyzed
Total/NA	Analysis	Moisture		1	411692	K9VH	ELLE	08/23/23 17:11

Client Sample ID: SS-9 (0-0.25)

Lab Sample ID: 410-140000-12

Date Collected: 08/22/23 11:35

Matrix: Solid

Date Received: 08/23/23 10:02

Percent Solids: 52.2

Prep Type	Batch Type	Batch Method	Run	Dilution Factor	Batch Number	Batch Analyst	Lab	Prepared or Analyzed
Total/NA	Prep	5035			412678	PV7W	ELLE	08/25/23 15:29
Total/NA	Analysis	8260D		1	413639	ULCP	ELLE	08/29/23 16:20
Total/NA	Prep	3546			414990	ZB3H	ELLE	08/31/23 16:30
Total/NA	Analysis	8270E		1	415189	P7EB	ELLE	09/01/23 14:39
Total/NA	Prep	3050B			411750	UAMX	ELLE	08/23/23 20:06
Total/NA	Analysis	6010D		1	412040	MT26	ELLE	08/24/23 07:05
Total/NA	Prep	3050B			411750	UAMX	ELLE	08/23/23 20:06
Total/NA	Analysis	6020B		2	414296	F7JF	ELLE	08/30/23 10:07
Total/NA	Prep	3050B			411750	UAMX	ELLE	08/23/23 20:06
Total/NA	Analysis	6020B		2	414107	LC3M	ELLE	08/29/23 23:47
Total/NA	Prep	3050B			411750	UAMX	ELLE	08/23/23 20:06
Total/NA	Analysis	6020B		10	414107	LC3M	ELLE	08/29/23 23:49
Total/NA	Prep	7471B			411770	UAMX	ELLE	08/23/23 22:39
Total/NA	Analysis	7471B		1	412073	UEFS	ELLE	08/24/23 11:41

Client Sample ID: SS-9 (0.75-1)

Lab Sample ID: 410-140000-13

Date Collected: 08/22/23 11:45

Matrix: Solid

Date Received: 08/23/23 10:02

Prep Type	Batch Type	Batch Method	Run	Dilution Factor	Batch Number	Batch Analyst	Lab	Prepared or Analyzed
Total/NA	Analysis	Moisture		1	411692	K9VH	ELLE	08/23/23 17:11

Client Sample ID: SS-9 (0.75-1)

Lab Sample ID: 410-140000-13

Date Collected: 08/22/23 11:45

Matrix: Solid

Date Received: 08/23/23 10:02

Percent Solids: 68.3

Prep Type	Batch Type	Batch Method	Run	Dilution Factor	Batch Number	Batch Analyst	Lab	Prepared or Analyzed
Total/NA	Prep	5035			412678	PV7W	ELLE	08/25/23 15:29
Total/NA	Analysis	8260D		1	413639	ULCP	ELLE	08/29/23 16:43
Total/NA	Prep	3546			413420	ZB3H	ELLE	08/28/23 16:25
Total/NA	Analysis	8270E		1	414158	GLQ9	ELLE	08/30/23 16:57

Lab Chronicle

Client: Integral Consulting Inc **NYSERDA FOIL Response, January 30, 2024 (R000359-122823)**

PDF Page 347 of 526
Job ID: 410-140000-1

Project/Site: Solar Farm/Battery NY State

Client Sample ID: SS-9 (0.75-1)

Lab Sample ID: 410-140000-13

Date Collected: 08/22/23 11:45

Matrix: Solid

Date Received: 08/23/23 10:02

Percent Solids: 68.3

Prep Type	Batch Type	Batch Method	Run	Dilution Factor	Batch Number	Batch Analyst	Lab	Prepared or Analyzed
Total/NA	Prep	3050B			411757	UAMX	ELLE	08/23/23 20:29
Total/NA	Analysis	6010D		1	412040	MT26	ELLE	08/24/23 08:10
Total/NA	Prep	3050B			411757	UAMX	ELLE	08/23/23 20:29
Total/NA	Analysis	6020B		2	412043	F7JF	ELLE	08/24/23 08:27
Total/NA	Prep	3050B			411757	UAMX	ELLE	08/23/23 20:29
Total/NA	Analysis	6020B		10	412043	F7JF	ELLE	08/24/23 08:29
Total/NA	Prep	3050B			411757	UAMX	ELLE	08/23/23 20:29
Total/NA	Analysis	6020B		2	413831	F7JF	ELLE	08/29/23 11:30
Total/NA	Prep	7471B			411770	UAMX	ELLE	08/23/23 22:39
Total/NA	Analysis	7471B		1	412073	UEFS	ELLE	08/24/23 11:45

Client Sample ID: SS-5 (0-0.25)

Lab Sample ID: 410-140000-14

Date Collected: 08/22/23 12:25

Matrix: Solid

Date Received: 08/23/23 10:02

Prep Type	Batch Type	Batch Method	Run	Dilution Factor	Batch Number	Batch Analyst	Lab	Prepared or Analyzed
Total/NA	Analysis	Moisture		1	411692	K9VH	ELLE	08/23/23 17:11

Client Sample ID: SS-5 (0-0.25)

Lab Sample ID: 410-140000-14

Date Collected: 08/22/23 12:25

Matrix: Solid

Date Received: 08/23/23 10:02

Percent Solids: 88.2

Prep Type	Batch Type	Batch Method	Run	Dilution Factor	Batch Number	Batch Analyst	Lab	Prepared or Analyzed
Total/NA	Prep	5035			412678	PV7W	ELLE	08/25/23 15:29
Total/NA	Analysis	8260D		1	413639	ULCP	ELLE	08/29/23 17:07
Total/NA	Prep	3546			413420	ZB3H	ELLE	08/28/23 16:25
Total/NA	Analysis	8270E		1	414514	SJ89	ELLE	08/30/23 20:24
Total/NA	Prep	3050B			411757	UAMX	ELLE	08/23/23 20:29
Total/NA	Analysis	6010D		1	412040	MT26	ELLE	08/24/23 07:40
Total/NA	Prep	3050B			411757	UAMX	ELLE	08/23/23 20:29
Total/NA	Analysis	6020B		2	412043	F7JF	ELLE	08/24/23 07:25
Total/NA	Prep	3050B			411757	UAMX	ELLE	08/23/23 20:29
Total/NA	Analysis	6020B		10	412043	F7JF	ELLE	08/24/23 07:27
Total/NA	Prep	7471B			411770	UAMX	ELLE	08/23/23 22:39
Total/NA	Analysis	7471B		1	412073	UEFS	ELLE	08/24/23 11:02

Client Sample ID: TB2-20230822

Lab Sample ID: 410-140000-15

Date Collected: 08/22/23 00:00

Matrix: Water

Date Received: 08/23/23 10:02

Prep Type	Batch Type	Batch Method	Run	Dilution Factor	Batch Number	Batch Analyst	Lab	Prepared or Analyzed
Total/NA	Analysis	8260D		1	413492	K4YF	ELLE	08/29/23 01:28

Lab Chronicle

Client: Integral Consulting Inc **NYSERDA FOIL Response, January 30, 2024 (R000359-122823)**

PDF Page 348 of 526 Job ID: 410-140000-1

Project/Site: Solar Farm/Battery NY State

Client Sample ID: EB1-20230822

Lab Sample ID: 410-140000-16

Date Collected: 08/22/23 14:00

Matrix: Water

Date Received: 08/23/23 10:02

Prep Type	Batch Type	Batch Method	Run	Dilution Factor	Batch Number	Batch Analyst	Lab	Prepared or Analyzed
Total/NA	Analysis	8260D		1	413492	K4YF	ELLE	08/29/23 01:51
Total/NA	Prep	3510C			413148	QKX3	ELLE	08/28/23 08:34
Total/NA	Analysis	8270E		1	413455	GLQ9	ELLE	08/28/23 22:24
Total Recoverable	Prep	3005A			411817	HUH3	ELLE	08/24/23 00:56
Total Recoverable	Analysis	6010D		1	412324	T8CQ	ELLE	08/24/23 18:28
Total Recoverable	Prep	3005A			411817	HUH3	ELLE	08/24/23 00:56
Total Recoverable	Analysis	6020B		1	413515	UCIG	ELLE	08/28/23 19:54
Total Recoverable	Prep	3005A			411817	HUH3	ELLE	08/24/23 00:56
Total Recoverable	Analysis	6020B		1	414312	F7JF	ELLE	08/30/23 08:28
Total/NA	Prep	7470A			411949	HUH3	ELLE	08/24/23 08:23
Total/NA	Analysis	7470A		1	412588	UEFS	ELLE	08/25/23 10:34

Client Sample ID: EB2-20230822

Lab Sample ID: 410-140000-17

Date Collected: 08/22/23 14:10

Matrix: Water

Date Received: 08/23/23 10:02

Prep Type	Batch Type	Batch Method	Run	Dilution Factor	Batch Number	Batch Analyst	Lab	Prepared or Analyzed
Total/NA	Analysis	8260D		1	413492	K4YF	ELLE	08/29/23 02:13
Total/NA	Prep	3510C			413381	T9CY	ELLE	08/28/23 15:13
Total/NA	Analysis	8270E		1	413475	SJ89	ELLE	08/29/23 00:01
Total Recoverable	Prep	3005A			411817	HUH3	ELLE	08/24/23 00:56
Total Recoverable	Analysis	6010D		1	412324	T8CQ	ELLE	08/24/23 18:40
Total Recoverable	Prep	3005A			411817	HUH3	ELLE	08/24/23 00:56
Total Recoverable	Analysis	6020B		1	413515	UCIG	ELLE	08/28/23 19:56
Total Recoverable	Prep	3005A			411817	HUH3	ELLE	08/24/23 00:56
Total Recoverable	Analysis	6020B		1	414312	F7JF	ELLE	08/30/23 08:30
Total/NA	Prep	7470A			411949	HUH3	ELLE	08/24/23 08:23
Total/NA	Analysis	7470A		1	412588	UEFS	ELLE	08/25/23 10:32

Client Sample ID: SS-5 (0.75-1)

Lab Sample ID: 410-140000-18

Date Collected: 08/22/23 12:40

Matrix: Solid

Date Received: 08/23/23 10:02

Prep Type	Batch Type	Batch Method	Run	Dilution Factor	Batch Number	Batch Analyst	Lab	Prepared or Analyzed
Total/NA	Analysis	Moisture		1	411692	K9VH	ELLE	08/23/23 17:11

Client Sample ID: SS-5 (0.75-1)

Lab Sample ID: 410-140000-18

Date Collected: 08/22/23 12:40

Matrix: Solid

Date Received: 08/23/23 10:02

Percent Solids: 74.2

Prep Type	Batch Type	Batch Method	Run	Dilution Factor	Batch Number	Batch Analyst	Lab	Prepared or Analyzed
Total/NA	Prep	5035			412678	PV7W	ELLE	08/25/23 15:29
Total/NA	Analysis	8260D		1	413639	ULCP	ELLE	08/29/23 18:17
Total/NA	Prep	3546			413420	ZB3H	ELLE	08/28/23 16:25
Total/NA	Analysis	8270E		1	414514	SJ89	ELLE	08/30/23 21:38

Lab Chronicle

Client: Integral Consulting Inc
Project/Site: Solar Farm/Battery NY State

PDF Page 349 of 526
Job ID: 410-140000-1

Client Sample ID: SS-5 (0.75-1)

Lab Sample ID: 410-140000-18

Date Collected: 08/22/23 12:40

Matrix: Solid

Date Received: 08/23/23 10:02

Percent Solids: 74.2

Prep Type	Batch Type	Batch Method	Run	Dilution Factor	Batch Number	Analyst	Lab	Prepared or Analyzed
Total/NA	Prep	3050B			411757	UAMX	ELLE	08/23/23 20:29
Total/NA	Analysis	6010D		1	412040	MT26	ELLE	08/24/23 10:37
Total/NA	Prep	3050B			411757	UAMX	ELLE	08/23/23 20:29
Total/NA	Analysis	6020B		2	412043	F7JF	ELLE	08/24/23 07:55
Total/NA	Prep	3050B			411757	UAMX	ELLE	08/23/23 20:29
Total/NA	Analysis	6020B		10	412043	F7JF	ELLE	08/24/23 07:57
Total/NA	Prep	7471B			411770	UAMX	ELLE	08/23/23 22:39
Total/NA	Analysis	7471B		1	412073	UEFS	ELLE	08/24/23 11:43

Laboratory References:

ELLE = Eurofins Lancaster Laboratories Environment Testing, LLC, 2425 New Holland Pike, Lancaster, PA 17601, TEL (717)656-2300

Accreditation/Certification Summary

Client: Integral Consulting Inc
Project/Site: Solar Farm/Battery NY State

PDF Page 350 of 526
Job ID: 410-140000-1

Laboratory: Eurofins Lancaster Laboratories Environment Testing, LLC

Unless otherwise noted, all analytes for this laboratory were covered under each accreditation/certification below.

Authority	Program	Identification Number	Expiration Date
New York	NELAP	10670	04-01-24

The following analytes are included in this report, but the laboratory is not certified by the governing authority. This list may include analytes for which the agency does not offer certification.

Analysis Method	Prep Method	Matrix	Analyte
6010D	3005A	Water	Lithium
Moisture		Solid	Percent Moisture



Method Summary

Client: Integral Consulting Inc
Project/Site: Solar Farm/Battery NY State

PDF Page 351 of 526
Job ID: 410-140000-1

Method	Method Description	Protocol	Laboratory
8260D	Volatile Organic Compounds by GC/MS	SW846	ELLE
8270E	Semivolatile Organic Compounds (GC/MS)	SW846	ELLE
6010D	Metals (ICP)	SW846	ELLE
6020B	Metals (ICP/MS)	SW846	ELLE
7470A	Mercury (CVAA)	SW846	ELLE
7471B	Mercury (CVAA)	SW846	ELLE
Moisture	Percent Moisture	EPA	ELLE
3005A	Preparation, Total Recoverable or Dissolved Metals	SW846	ELLE
3050B	Preparation, Metals	SW846	ELLE
3510C	Liquid-Liquid Extraction (Separatory Funnel)	SW846	ELLE
3546	Microwave Extraction	SW846	ELLE
5030C	Purge and Trap	SW846	ELLE
5035	Closed System Purge and Trap	SW846	ELLE
7470A	Preparation, Mercury	SW846	ELLE
7471B	Preparation, Mercury	SW846	ELLE

Protocol References:

EPA = US Environmental Protection Agency

SW846 = "Test Methods For Evaluating Solid Waste, Physical/Chemical Methods", Third Edition, November 1986 And Its Updates.

Laboratory References:

ELLE = Eurofins Lancaster Laboratories Environment Testing, LLC, 2425 New Holland Pike, Lancaster, PA 17601, TEL (717)656-2300

Sample Summary

Client: Integral Consulting Inc
Project/Site: Solar Farm/Battery NY State


PDF Page 352 of 526
Job ID: 410-140000-1

Lab Sample ID	Client Sample ID	Matrix	Collected	Received
410-140000-1	SS-3 (0-0.25)	Solid	08/22/23 08:35	08/23/23 10:02
410-140000-2	SS-3 (0.75-1)	Solid	08/22/23 08:45	08/23/23 10:02
410-140000-3	SS-2 (0-0.25)	Solid	08/22/23 09:15	08/23/23 10:02
410-140000-4	SS-2 (0.75-1)	Solid	08/22/23 09:25	08/23/23 10:02
410-140000-5	SS-1 (0-0.25)	Solid	08/22/23 10:10	08/23/23 10:02
410-140000-6	SS-1 (0.75-1)	Solid	08/22/23 10:20	08/23/23 10:02
410-140000-7	SS-7 (0-0.25)	Solid	08/22/23 10:45	08/23/23 10:02
410-140000-8	SS-7 (0.75-1)	Solid	08/22/23 10:55	08/23/23 10:02
410-140000-9	SS-8 (0-0.25)	Solid	08/22/23 11:10	08/23/23 10:02
410-140000-10	SS-8 (0.75-1)	Solid	08/22/23 11:20	08/23/23 10:02
410-140000-11	TB1-20230822	Water	08/22/23 00:00	08/23/23 10:02
410-140000-12	SS-9 (0-0.25)	Solid	08/22/23 11:35	08/23/23 10:02
410-140000-13	SS-9 (0.75-1)	Solid	08/22/23 11:45	08/23/23 10:02
410-140000-14	SS-5 (0-0.25)	Solid	08/22/23 12:25	08/23/23 10:02
410-140000-15	TB2-20230822	Water	08/22/23 00:00	08/23/23 10:02
410-140000-16	EB1-20230822	Water	08/22/23 14:00	08/23/23 10:02
410-140000-17	EB2-20230822	Water	08/22/23 14:10	08/23/23 10:02
410-140000-18	SS-5 (0.75-1)	Solid	08/22/23 12:40	08/23/23 10:02



Eurofins Lancaster Laboratories Environme

2425 New River Rd
Lancaster, PA 17601
Phone: 717-656-2300 Fax: 717-656-2681



410-140000 Chain of Custody

PDF Page 353 of 526

Environment Testing

Client Information		Sampler: <i>Integral</i>		Carrier Tracking No(s):		COC No: 410-95155-26994.4	
Client Contact: Manon Tanner-Dave		Phone: _____		State of Origin: <i>NY</i>		Page: Page 4 of 4	
Company: Integral Consulting Inc		PWSID: _____		Analysis Requested		Job #:	
Address: 319 SW Washington Ave Suite 1150		Due Date Requested:		Field Filtered Sample (Yes or No) Perform MS/MSD (Yes or No) 60100, 60208, 7471B, 8270E, Moisture 8260D - VOCs Regulated + THM's 8270E - TCL 4.3 SVOCs 60100, 60208, 7470A 8260D - VOCs Regulated + THM's		Preservation Codes: A - HCL M - Hexano B - NaOH N - None C - Zn Acetate O - AsNaO2 D - Nitric Acid P - Na2O4S E - NaHSO4 Q - Na2SO3 F - MeOH R - Na2S2O3 G - Amchlor S - H2SO4 H - Ascorbic Acid T - TSP Dodecahydrate I - Ice U - Acetone J - DI Water V - MCAA K - EDTA W - pH 4-5 L - EDA Y - Trizma Z - other (specify)	
City: Portland		TAT Requested (days): <i>per contract</i>					
State, Zip: OR, 97204		Compliance Project: <input type="checkbox"/> Yes <input type="checkbox"/> No					
Phone: 503-284-5545(Tel)		PO #: _____					
Email: mtanner@integral-corp.com		Purchase Order Requested					
Project Name: Solar Farm/Battery NY State		Project #: 41016198		Total Number of containers		Special Instructions/Note:	
Site: _____		SSOW#: _____					
Sample Identification		Sample Date	Sample Time	Sample Type (C=Comp, G=grab)	Matrix (W=water, S=solid, O=waste/oil, BT=Tissue, A=Air)	Preservation Code:	
SS-3(0-0.25)		8/22/23	0835	G	S	N	N
SS-3(0.75-1)			0845			X	X
SS-2(0-0.25)			0915				
SS-2(0.75-1)			0925				
SS-1(0-0.25)			1010				
SS-1(0.75-1)			1020				
SS-7(0-0.25)			1045				
SS-7(0.75-1)			1055				
SS-8(0-0.25)			1110				
SS-8(0.75-1)			1120				
TBI-20230822					W		
Possible Hazard Identification				Sample Disposal (A fee may be assessed if samples are retained longer than 1 month)			
<input checked="" type="checkbox"/> Non-Hazard <input type="checkbox"/> Flammable <input type="checkbox"/> Skin Irritant <input type="checkbox"/> Poison B <input type="checkbox"/> Unknown <input type="checkbox"/> Radiological				<input type="checkbox"/> Return To Client <input checked="" type="checkbox"/> Disposal By Lab <input type="checkbox"/> Archive For _____ Months			
Deliverable Requested: I, II, III, IV, Other (specify)				Special Instructions/QC Requirements:			
Empty Kit Relinquished by:		Date:		Time:		Method of Shipment:	
Relinquished by: <i>Kathryn Zafarnelli</i>		Date/Time: 8/22/23 1600		Company: <i>Integral</i>		Received by: _____	
Relinquished by: _____		Date/Time: _____		Company: _____		Received by: _____	
Relinquished by: _____		Date/Time: _____		Company: _____		Received by: <i>MP</i>	
Custody Seals Intact: <input type="checkbox"/> Yes <input type="checkbox"/> No		Custody Seal No.:		Cooler Temperature(s) °C and Other Remarks:		Date/Time: 8/23/23 1002 <i>IMA</i>	
				Temp bottle in cooler Lab: 1.3 - 3.0 Cool: 1.2 - 2.8			

Eurofins Lancaster Laboratories Environme

2425 New Holland Pike
Lancaster, PA 17601

Phone: 717-656-2300 Fax: 717-656-2681

NYSDA FOIL Response, January 30, 2024 (R00035112023) **Custody Record**

PDF Page 354 of 526

Environment Testing

Client Information		Sampler:	Lab PM:	Carrier Tracking No(s):	COC No:														
Client Contact: Manon Tanner-Dave		<i>Integral</i>	Zanar, Elizabeth M		410-95500-27115 1														
Company: Integral Consulting Inc		Phone:	E-Mail:	State of Origin:	Page: Page 1 of 1														
Address: 319 SW Washington Ave Suite 1150 City: Portland State, Zip: OR, 97204 Phone: 503-284-5545(Tel) Email: mtanner@integral-corp.com		PWSID:	Analysis Requested			Job #:													
Due Date Requested:		Compliance Project: <input type="checkbox"/> Yes <input type="checkbox"/> No			Preservation Codes: A - HCL M - Hexane B - NaOH N - None C - Zn Acetate O - As/NaO2 D - Nitric Acid P - Na2O4S E - NaHSO4 Q - Na2SO3 F - MeOH R - Na2S2O3 G - Amchlor S - H2SO4 H - Ascorbic Acid T - TSP Dodecahydrate I - Ice U - Acetone J - DI Water V - MCAA K - EDTA W - pH 4-5 L - EDA Y - Trizma Z - other (specify)														
TAT Requested (days):		Purchase Order Requested																	
Project Name: Solar Farm/Battery NY State		Project #: 41018198			Other:														
Site:		SSOW#:																	
Sample Identification	Sample Date	Sample Time	Sample Type (C=Comp, G=grab)	Matrix (W=Water, G=soil, D=debris, BT=Tissue, A=Air)	Field Filtered Sample (Yes or No)	Perform (Yes or No)	8279E - SVOCs + TICs	60100, 60208, 7470A	60460 - VOCs - DRO (C10-20) and (C10-20+200-40)	82600 - VOCs + TICs	80150 - CARB - GRG	6010D, 6020B, 7411B, 8270E, 6010S	8240D - VOLs + THMS	8270E - TCL 4,3 SVOCs	8260D - VX + THMS	6010D, 6020B, 7470A	Total Number of containers	Special Instructions/Note:	
							N	D	A	A	A	N	F	N	A	D			
SS-9(0-0.25)	8/22/23	1135	G	S	N	N							X	X	X				
SS-9(0.75-1)		1145	G		N	N													
SS-5(0-0.25)		1225	G		N	Y													MS/MSD
TB2-20230822		-	-	W	N	N									X				
EB1-20230822		1400		W										X	X				8270E TCL SVOCs is "X"ed for analysis
EB2-20230822		1410		W										X	X				
		<i>Katelyn Zabvarnik</i>																	
		<i>8/22/23</i>																	temp bottle in cooler
Possible Hazard Identification <input checked="" type="checkbox"/> Non-Hazard <input type="checkbox"/> Flammable <input type="checkbox"/> Skin Irritant <input type="checkbox"/> Poison B <input type="checkbox"/> Unknown <input type="checkbox"/> Radiological						Sample Disposal (A fee may be assessed if samples are retained longer than 1 month) <input type="checkbox"/> Return To Client <input checked="" type="checkbox"/> Disposal By Lab <input type="checkbox"/> Archive For _____ Months													
Deliverable Requested: I, II, III, IV, Other (specify)						Special Instructions/QC Requirements:													
Empty Kit Relinquished by:		Date:		Time:		Method of Shipment:													
Relinquished by: <i>Katelyn Zabvarnik</i>		Date/Time: <i>8/22/23 1600</i>		Company: <i>Integral</i>		Received by:		Date/Time:		Company:									
Relinquished by:		Date/Time:		Company:		Received by:		Date/Time:		Company:									
Relinquished by:		Date/Time:		Company:		Received by:		Date/Time:		Company:									
Custody Seals Intact: <input type="checkbox"/> Yes <input type="checkbox"/> No		Custody Seal No.:		Cooler Temperature(s) °C and Other Remarks: <i>max 1.5-3.0 corr: 1.2-2.8</i>															

Client: Integral Consulting Inc

Job Number: 410-140000-1

Login Number: 140000

List Source: Eurofins Lancaster Laboratories Environment Testing, LLC

List Number: 1

Creator: Moeller, Colin

Question	Answer	Comment
The cooler's custody seal is intact.	True	
The cooler or samples do not appear to have been compromised or tampered with.	True	
Samples were received on ice.	True	
Cooler Temperature acceptable,where thermal pres is required(</=6C, not frozen).	True	
Cooler Temperature is recorded.	True	
WV:Container Temp acceptable,where thermal pres is required (</=6C, not frozen).	N/A	
WV: Container Temperature is recorded.	N/A	
COC is present.	True	
COC is filled out in ink and legible.	True	
COC is filled out with all pertinent information.	True	
There are no discrepancies between the containers received and the COC.	False	Received extra samples not listed on COC.
Sample containers have legible labels.	True	
Containers are not broken or leaking.	True	
Sample collection date/times are provided.	True	
Appropriate sample containers are used.	True	
Sample bottles are completely filled.	True	
There is sufficient vol. for all requested analyses.	True	
Is the Field Sampler's name present on COC?	False	Received project as a subcontract.
Sample custody seals are intact.	True	
VOA sample vials do not have headspace >6mm in diameter (none, if from WV)?	True	



ANALYTICAL REPORT

PREPARED FOR

Attn: Manon Tanner-Dave
Integral Consulting Inc
319 SW Washington Ave
Suite 1150
Portland, Oregon 97204
Generated 9/5/2023 12:29:15 PM

JOB DESCRIPTION

Solar Farm/Battery NY State

JOB NUMBER

410-140330-1

Job Notes

This report may not be reproduced except in full, and with written approval from the laboratory. The results relate only to the samples tested. For questions please contact the Project Manager at the e-mail address or telephone number listed on this page.

Analytical test results meet all requirements of the associated regulatory program (i.e., NELAC (TNI), DoD, and ISO 17025) unless otherwise noted under the individual analysis.

Authorization



Generated
9/5/2023 12:29:15 PM

Authorized for release by
Elizabeth Zanar, Project Manager
Elizabeth.Zanar@et.eurofinsus.com
(717)556-7290

Compliance Statement

Analytical test results meet all requirements of the associated regulatory program (e.g., NELAC (TNI), DoD, and ISO 17025) unless otherwise noted under the individual analysis. Data qualifiers are applied to note exceptions. Noncompliant quality control (QC) is further explained in narrative comments.

- QC results that exceed the upper limits and are associated with non-detect samples are qualified but further narration is not required since the bias is high and does not change a non-detect result. Further narration is also not required with QC blank detection when the associated sample concentration is non-detect or more than ten times the level in the blank.
- Matrix QC may not be reported if insufficient sample or site-specific QC samples were not submitted. In these situations, to demonstrate precision and accuracy at a batch level, a LCS/LCSD is performed, unless otherwise specified in the method.
- Surrogate and/or isotope dilution analyte recoveries (if applicable) which are outside of the QC window are confirmed unless attributed to a dilution or otherwise noted in the narrative.

Regulated compliance samples (e.g. SDWA, NPDES) must comply with the associated agency requirements/permits.

Measurement uncertainty values, as applicable, are available upon request.

Test results relate only to the sample tested. Clients should be aware that a critical step in a chemical or microbiological analysis is the collection of the sample. Unless the sample analyzed is truly representative of the bulk of material involved, the test results will be meaningless. If you have questions regarding the proper techniques of collecting samples, please contact us. We cannot be held responsible for sample integrity, however, unless sampling has been performed by a member of our staff. Times are local to the area of activity. Parameters listed in the 40 CFR Part 136 Table II as "analyze immediately" and tested in the laboratory are not performed within 15 minutes of collection.

This report shall not be reproduced except in full, without the written approval of the laboratory.

WARRANTY AND LIMITS OF LIABILITY - In accepting analytical work, we warrant the accuracy of test results for the sample as submitted. The foregoing express warranty is exclusive and is given in lieu of all other warranties, expressed or implied, except as otherwise agreed. We disclaim any other warranties, expressed or implied, including a warranty of fitness for particular purpose and warranty of merchantability. In no event shall Eurofins Lancaster Laboratories Environmental, LLC be liable for indirect, special, consequential, or incidental damages including, but not limited to, damages for loss of profit or goodwill regardless of (A) the negligence (either sole or concurrent) of Eurofins Lancaster Laboratories Environmental and (B) whether Eurofins Lancaster Laboratories Environmental has been informed of the possibility of such damages. We accept no legal responsibility for the purposes for which the client uses the test results. Except as otherwise agreed, no purchase order or other order for work shall be accepted by Eurofins Lancaster Laboratories Environmental which includes any conditions that vary from the Standard Terms and Conditions, and Eurofins Lancaster Laboratories Environmental hereby objects to any conflicting terms contained in any acceptance or order submitted by client.





Table of Contents

Cover Page	1
Table of Contents	4
Definitions/Glossary	5
Case Narrative	7
Detection Summary	8
Client Sample Results	14
Surrogate Summary	46
QC Sample Results	48
QC Association Summary	70
Lab Chronicle	74
Certification Summary	79
Method Summary	80
Sample Summary	81
Chain of Custody	82
Receipt Checklists	83

Definitions/Glossary

Project/Site: Solar Farm/Battery NY State

Qualifiers

GC/MS VOA

Qualifier	Qualifier Description
J	Result is less than the RL but greater than or equal to the MDL and the concentration is an approximate value.

GC/MS VOA TICs

Qualifier	Qualifier Description
B	Compound was found in the blank and sample.
J	Indicates an Estimated Value for TICs
J	Result is less than the RL but greater than or equal to the MDL and the concentration is an approximate value.
N	Presumptive evidence of material.
T	Result is a tentatively identified compound (TIC) and an estimated value.

GC/MS Semi VOA

Qualifier	Qualifier Description
*-	LCS and/or LCSD is outside acceptance limits, low biased.
cn	Refer to Case Narrative for further detail
F1	MS and/or MSD recovery exceeds control limits.
F2	MS/MSD RPD exceeds control limits
J	Result is less than the RL but greater than or equal to the MDL and the concentration is an approximate value.

GC/MS Semi VOA TICs

Qualifier	Qualifier Description
B	Compound was found in the blank and sample.
J	Indicates an Estimated Value for TICs
N	Presumptive evidence of material.
T	Result is a tentatively identified compound (TIC) and an estimated value.

Metals

Qualifier	Qualifier Description
^2	Calibration Blank (ICB and/or CCB) is outside acceptance limits.
4	MS, MSD: The analyte present in the original sample is greater than 4 times the matrix spike concentration; therefore, control limits are not applicable.
F1	MS and/or MSD recovery exceeds control limits.
F2	MS/MSD RPD exceeds control limits
F3	Duplicate RPD exceeds the control limit
J	Result is less than the RL but greater than or equal to the MDL and the concentration is an approximate value.

Glossary

Abbreviation	These commonly used abbreviations may or may not be present in this report.
□	Listed under the "D" column to designate that the result is reported on a dry weight basis
%R	Percent Recovery
CFL	Contains Free Liquid
CFU	Colony Forming Unit
CNF	Contains No Free Liquid
DER	Duplicate Error Ratio (normalized absolute difference)
Dil Fac	Dilution Factor
DL	Detection Limit (DoD/DOE)
DL, RA, RE, IN	Indicates a Dilution, Re-analysis, Re-extraction, or additional Initial metals/anion analysis of the sample
DLC	Decision Level Concentration (Radiochemistry)
EDL	Estimated Detection Limit (Dioxin)
LOD	Limit of Detection (DoD/DOE)
LOQ	Limit of Quantitation (DoD/DOE)
MCL	EPA recommended "Maximum Contaminant Level"
MDA	Minimum Detectable Activity (Radiochemistry)
MDC	Minimum Detectable Concentration (Radiochemistry)
MDL	Method Detection Limit
ML	Minimum Level (Dioxin)

Definitions/Glossary

Client: Integral Consulting Inc
Project/Site: Solar Farm/Battery NY State

PDF Page 361 of 526
Job ID: 410-140330-1

Glossary (Continued)

Abbreviation	These commonly used abbreviations may or may not be present in this report.
MPN	Most Probable Number
MQL	Method Quantitation Limit
NC	Not Calculated
ND	Not Detected at the reporting limit (or MDL or EDL if shown)
NEG	Negative / Absent
POS	Positive / Present
PQL	Practical Quantitation Limit
PRES	Presumptive
QC	Quality Control
RER	Relative Error Ratio (Radiochemistry)
RL	Reporting Limit or Requested Limit (Radiochemistry)
RPD	Relative Percent Difference, a measure of the relative difference between two points
TEF	Toxicity Equivalent Factor (Dioxin)
TEQ	Toxicity Equivalent Quotient (Dioxin)
TNTC	Too Numerous To Count

Case Narrative

Client: Integral Consulting Inc
Project/Site: Solar Farm/Battery NY State

PDF Page 362 of 526
Job ID: 410-140330-1

Job ID: 410-140330-1

Laboratory: Eurofins Lancaster Laboratories Environment Testing, LLC

Narrative

Job Narrative 410-140330-1

Receipt

The samples were received on 8/25/2023 10:04 AM. Unless otherwise noted below, the samples arrived in good condition, and, where required, properly preserved and on ice. The temperature of the cooler at receipt time was 1.3°C

GC/MS VOA

No additional analytical or quality issues were noted, other than those described above or in the Definitions/ Glossary page.

GC/MS Semi VOA

Method 8270E: The continuing calibration verification (CCV) analyzed in batch 410-414550 was below the method criteria for the following analyte(s): Pentachlorophenol. A CCV standard at or below the reporting limit (RL) was analyzed with the affected samples and found to be acceptable. As indicated in the reference method, sample analysis may proceed; however, any detection for the affected analyte(s) is considered estimated.

Method 8270E: The continuing calibration verification (CCV) associated with batch 410-414550 recovered above the upper control limit for 2-Chloronaphthalene and Caprolactam. The samples associated with this CCV were non-detects for the affected analytes; therefore, the data have been reported. TP-3 (1-1.5) (410-140330-1), TP-3 (4-4.25) (410-140330-2), TP-2 (1-1.25) (410-140330-3), TP-2 (5.5-6) (410-140330-4), TP-4 (0.33-1.33) (410-140330-6), TP-4 (5.5-6.5) (410-140330-7), TP-5 (1.17-2.17) (410-140330-8) and TP-5 (7.5-8.5) (410-140330-9).

Method 8270E: The continuing calibration verification (CCV) associated with batch 410-414550 recovered above the upper control limit for Caprolactam. The samples associated with this CCV were non-detects for the affected analytes; therefore, the data have been reported. TP-1 (1-1.5) (410-140330-5).

Method 8270E: The following analyte(s) recovered outside control limits for the LCS associated with preparation batch 410-414145 and analytical batch 410-414550: 2,4-Dinitrophenol and 4,6-Dinitro-2-methylphenol. This is not indicative of a systematic control problem because these were random marginal exceedances. Qualified results have been reported.

No additional analytical or quality issues were noted, other than those described above or in the Definitions/ Glossary page.

Metals

No additional analytical or quality issues were noted, other than those described above or in the Definitions/ Glossary page.

General Chemistry

No additional analytical or quality issues were noted, other than those described above or in the Definitions/ Glossary page.

Detection Summary

Client: Integral Consulting Inc NYSERDA FOIL Response, January 30, 2024 (R000359-122823)

PDF Page 363 of 526
Job ID: 410-140330-1

Project/Site: Solar Farm/Battery NY State

Client Sample ID: TP-3 (1-1.5)

Lab Sample ID: 410-140330-1

Analyte	Result	Qualifier	RL	MDL	Unit	Dil Fac	D	Method	Prep Type
Toluene	1.7	J	6.2	0.74	ug/Kg	1	✖	8260D	Total/NA
2-Methylnaphthalene	12	J	22	6.7	ug/Kg	1	✖	8270E	Total/NA
Naphthalene	63		22	9.0	ug/Kg	1	✖	8270E	Total/NA
Lithium	12		6.6	2.6	mg/Kg	1	✖	6010D	Total/NA
Aluminum	44000		130	66	mg/Kg	10	✖	6020B	Total/NA
Arsenic	4.7		0.53	0.18	mg/Kg	2	✖	6020B	Total/NA
Barium	330		2.6	1.2	mg/Kg	10	✖	6020B	Total/NA
Beryllium	1.8		0.13	0.032	mg/Kg	2	✖	6020B	Total/NA
Cadmium	0.070	J	0.13	0.053	mg/Kg	2	✖	6020B	Total/NA
Calcium	3900		53	26	mg/Kg	2	✖	6020B	Total/NA
Chromium	61		0.53	0.25	mg/Kg	2	✖	6020B	Total/NA
Cobalt	22		0.26	0.11	mg/Kg	2	✖	6020B	Total/NA
Copper	33		0.53	0.24	mg/Kg	2	✖	6020B	Total/NA
Iron	48000		130	61	mg/Kg	10	✖	6020B	Total/NA
Lead	20		0.26	0.10	mg/Kg	2	✖	6020B	Total/NA
Magnesium	12000		13	6.5	mg/Kg	2	✖	6020B	Total/NA
Manganese	810		0.53	0.26	mg/Kg	2	✖	6020B	Total/NA
Nickel	40		0.53	0.25	mg/Kg	2	✖	6020B	Total/NA
Potassium	8700		53	21	mg/Kg	2	✖	6020B	Total/NA
Selenium	0.26	J	0.53	0.13	mg/Kg	2	✖	6020B	Total/NA
Sodium	280		66	32	mg/Kg	2	✖	6020B	Total/NA
Thallium	0.44		0.13	0.052	mg/Kg	2	✖	6020B	Total/NA
Zinc	110		40	5.3	mg/Kg	2	✖	6020B	Total/NA
Vanadium	89		1.1	0.26	mg/Kg	2	✖	6020B	Total/NA
Mercury	0.037	J	0.075	0.025	mg/Kg	1	✖	7471B	Total/NA

Client Sample ID: TP-3 (4-4.25)

Lab Sample ID: 410-140330-2

Analyte	Result	Qualifier	RL	MDL	Unit	Dil Fac	D	Method	Prep Type
Toluene	0.86	J	5.1	0.62	ug/Kg	1	✖	8260D	Total/NA
Aluminum	7400		16	7.9	mg/Kg	2	✖	6020B	Total/NA
Arsenic	1.3		0.32	0.11	mg/Kg	2	✖	6020B	Total/NA
Barium	65		0.32	0.15	mg/Kg	2	✖	6020B	Total/NA
Beryllium	0.31		0.080	0.019	mg/Kg	2	✖	6020B	Total/NA
Calcium	190000		800	390	mg/Kg	50	✖	6020B	Total/NA
Chromium	12		0.32	0.15	mg/Kg	2	✖	6020B	Total/NA
Cobalt	3.8		0.16	0.064	mg/Kg	2	✖	6020B	Total/NA
Copper	7.0		0.32	0.14	mg/Kg	2	✖	6020B	Total/NA
Iron	9800		16	7.3	mg/Kg	2	✖	6020B	Total/NA
Lead	4.2		0.16	0.061	mg/Kg	2	✖	6020B	Total/NA
Magnesium	14000		8.0	3.9	mg/Kg	2	✖	6020B	Total/NA
Manganese	370		0.32	0.16	mg/Kg	2	✖	6020B	Total/NA
Nickel	7.6		0.32	0.15	mg/Kg	2	✖	6020B	Total/NA
Potassium	2100		32	13	mg/Kg	2	✖	6020B	Total/NA
Sodium	240		40	19	mg/Kg	2	✖	6020B	Total/NA
Thallium	0.097		0.080	0.031	mg/Kg	2	✖	6020B	Total/NA
Zinc	17	J	24	3.2	mg/Kg	2	✖	6020B	Total/NA
Vanadium	18		0.64	0.16	mg/Kg	2	✖	6020B	Total/NA

This Detection Summary does not include radiochemical test results.

Eurofins Lancaster Laboratories Environment Testing, LLC

Detection Summary

Client: Integral Consulting Inc NYSERDA FOIL Response, January 30, 2024 (R000359-122823)

PDF Page 364 of 526
Job ID: 410-140330-1

Project/Site: Solar Farm/Battery NY State

Client Sample ID: TP-2 (1-1.25)

Lab Sample ID: 410-140330-3

Analyte	Result	Qualifier	RL	MDL	Unit	Dil Fac	D	Method	Prep Type
Toluene	0.91	J	5.6	0.67	ug/Kg	1	✳	8260D	Total/NA
Acenaphthylene	32		21	5.2	ug/Kg	1	✳	8270E	Total/NA
Anthracene	12	J	21	4.3	ug/Kg	1	✳	8270E	Total/NA
Benzo[a]anthracene	61		21	4.3	ug/Kg	1	✳	8270E	Total/NA
Benzo[a]pyrene	87		21	4.3	ug/Kg	1	✳	8270E	Total/NA
Benzo[b]fluoranthene	120		21	4.3	ug/Kg	1	✳	8270E	Total/NA
Benzo[g,h,i]perylene	77		21	4.3	ug/Kg	1	✳	8270E	Total/NA
Benzo[k]fluoranthene	46		21	4.3	ug/Kg	1	✳	8270E	Total/NA
Chrysene	100		21	4.3	ug/Kg	1	✳	8270E	Total/NA
Dibenz(a,h)anthracene	18	J	21	8.6	ug/Kg	1	✳	8270E	Total/NA
Fluoranthene	110		21	4.3	ug/Kg	1	✳	8270E	Total/NA
Indeno[1,2,3-cd]pyrene	75		21	5.2	ug/Kg	1	✳	8270E	Total/NA
Phenanthrene	31		21	5.2	ug/Kg	1	✳	8270E	Total/NA
Pyrene	110		21	4.3	ug/Kg	1	✳	8270E	Total/NA
Lithium	19	J	25	9.9	mg/Kg	5	✳	6010D	Total/NA
Aluminum	35000		99	49	mg/Kg	10	✳	6020B	Total/NA
Antimony	0.12	J	0.20	0.079	mg/Kg	2	✳	6020B	Total/NA
Arsenic	4.1		0.40	0.13	mg/Kg	2	✳	6020B	Total/NA
Barium	220		2.0	0.91	mg/Kg	10	✳	6020B	Total/NA
Beryllium	1.4		0.099	0.024	mg/Kg	2	✳	6020B	Total/NA
Cadmium	0.20		0.099	0.040	mg/Kg	2	✳	6020B	Total/NA
Calcium	3900		40	19	mg/Kg	2	✳	6020B	Total/NA
Chromium	48		0.40	0.19	mg/Kg	2	✳	6020B	Total/NA
Cobalt	19		0.20	0.079	mg/Kg	2	✳	6020B	Total/NA
Copper	22		0.40	0.18	mg/Kg	2	✳	6020B	Total/NA
Iron	38000		99	46	mg/Kg	10	✳	6020B	Total/NA
Lead	25		0.20	0.075	mg/Kg	2	✳	6020B	Total/NA
Magnesium	9900		9.9	4.9	mg/Kg	2	✳	6020B	Total/NA
Manganese	860		0.40	0.20	mg/Kg	2	✳	6020B	Total/NA
Nickel	29		0.40	0.19	mg/Kg	2	✳	6020B	Total/NA
Potassium	6000		40	16	mg/Kg	2	✳	6020B	Total/NA
Selenium	0.41		0.40	0.099	mg/Kg	2	✳	6020B	Total/NA
Silver	0.055	J	0.099	0.040	mg/Kg	2	✳	6020B	Total/NA
Sodium	200		50	24	mg/Kg	2	✳	6020B	Total/NA
Thallium	0.37		0.099	0.039	mg/Kg	2	✳	6020B	Total/NA
Zinc	100		30	4.0	mg/Kg	2	✳	6020B	Total/NA
Vanadium	75		0.79	0.20	mg/Kg	2	✳	6020B	Total/NA
Mercury	0.051	J	0.077	0.026	mg/Kg	1	✳	7471B	Total/NA

Client Sample ID: TP-2 (5.5-6)

Lab Sample ID: 410-140330-4

Analyte	Result	Qualifier	RL	MDL	Unit	Dil Fac	D	Method	Prep Type
Lithium	27		22	8.8	mg/Kg	5	✳	6010D	Total/NA
Aluminum	28000		88	44	mg/Kg	10	✳	6020B	Total/NA
Arsenic	3.8		0.35	0.12	mg/Kg	2	✳	6020B	Total/NA
Barium	270		1.8	0.80	mg/Kg	10	✳	6020B	Total/NA
Beryllium	1.3		0.088	0.021	mg/Kg	2	✳	6020B	Total/NA
Cadmium	0.13		0.088	0.035	mg/Kg	2	✳	6020B	Total/NA
Calcium	48000		180	86	mg/Kg	10	✳	6020B	Total/NA
Chromium	44		0.35	0.17	mg/Kg	2	✳	6020B	Total/NA
Cobalt	14		0.18	0.070	mg/Kg	2	✳	6020B	Total/NA

This Detection Summary does not include radiochemical test results.

Eurofins Lancaster Laboratories Environment Testing, LLC

Detection Summary

Client: Integral Consulting Inc. NYSERDA FOIL Response, January 30, 2024 (R000359-122823)

PDF Page 365 of 526
Job ID: 410-140330-1

Project/Site: Solar Farm/Battery NY State

Client Sample ID: TP-2 (5.5-6) (Continued)

Lab Sample ID: 410-140330-4

Analyte	Result	Qualifier	RL	MDL	Unit	Dil Fac	D	Method	Prep Type
Copper	27		0.35	0.16	mg/Kg	2	✳	6020B	Total/NA
Iron	37000		88	41	mg/Kg	10	✳	6020B	Total/NA
Lead	10		0.18	0.067	mg/Kg	2	✳	6020B	Total/NA
Magnesium	23000		44	22	mg/Kg	10	✳	6020B	Total/NA
Manganese	730		0.35	0.18	mg/Kg	2	✳	6020B	Total/NA
Nickel	33		0.35	0.17	mg/Kg	2	✳	6020B	Total/NA
Potassium	8000		35	14	mg/Kg	2	✳	6020B	Total/NA
Silver	0.036	J	0.088	0.036	mg/Kg	2	✳	6020B	Total/NA
Sodium	980		44	21	mg/Kg	2	✳	6020B	Total/NA
Thallium	0.32		0.088	0.034	mg/Kg	2	✳	6020B	Total/NA
Zinc	82		26	3.5	mg/Kg	2	✳	6020B	Total/NA
Vanadium	65		0.70	0.18	mg/Kg	2	✳	6020B	Total/NA

Client Sample ID: TP-1 (1-1.5)

Lab Sample ID: 410-140330-5

Analyte	Result	Qualifier	RL	MDL	Unit	Dil Fac	D	Method	Prep Type
1,1'-Biphenyl	23	J	46	21	ug/Kg	1	✳	8270E	Total/NA
2,4,5-Trichlorophenol	36	J	46	21	ug/Kg	1	✳	8270E	Total/NA
2,4,6-Trichlorophenol	25	J	46	21	ug/Kg	1	✳	8270E	Total/NA
2-Chloronaphthalene	24	J	42	17	ug/Kg	1	✳	8270E	Total/NA
2-Methylnaphthalene	15	J	21	6.2	ug/Kg	1	✳	8270E	Total/NA
4-Bromophenyl phenyl ether	62		46	21	ug/Kg	1	✳	8270E	Total/NA
4-Chlorophenyl phenyl ether	41	J	46	21	ug/Kg	1	✳	8270E	Total/NA
Acenaphthene	31		21	4.2	ug/Kg	1	✳	8270E	Total/NA
Acenaphthylene	17	J	21	5.0	ug/Kg	1	✳	8270E	Total/NA
Anthracene	58	F1	21	4.2	ug/Kg	1	✳	8270E	Total/NA
Benzo[a]anthracene	91	F1	21	4.2	ug/Kg	1	✳	8270E	Total/NA
Benzo[a]pyrene	27	F1	21	4.2	ug/Kg	1	✳	8270E	Total/NA
Benzo[b]fluoranthene	53	F1	21	4.2	ug/Kg	1	✳	8270E	Total/NA
Benzo[g,h,i]perylene	20	J	21	4.2	ug/Kg	1	✳	8270E	Total/NA
Benzo[k]fluoranthene	41	F1	21	4.2	ug/Kg	1	✳	8270E	Total/NA
Carbazole	31	J F1	46	21	ug/Kg	1	✳	8270E	Total/NA
Chrysene	100		21	4.2	ug/Kg	1	✳	8270E	Total/NA
Dibenz(a,h)anthracene	20	J F1	21	8.3	ug/Kg	1	✳	8270E	Total/NA
Dibenzofuran	60		46	21	ug/Kg	1	✳	8270E	Total/NA
Fluoranthene	140	F1	21	4.2	ug/Kg	1	✳	8270E	Total/NA
Fluorene	44		21	4.2	ug/Kg	1	✳	8270E	Total/NA
Hexachlorobenzene	67	F1	21	8.3	ug/Kg	1	✳	8270E	Total/NA
Indeno[1,2,3-cd]pyrene	24		21	5.0	ug/Kg	1	✳	8270E	Total/NA
Naphthalene	9.6	J F1	21	8.3	ug/Kg	1	✳	8270E	Total/NA
Phenanthrene	100	F1	21	5.0	ug/Kg	1	✳	8270E	Total/NA
Pyrene	130	F1	21	4.2	ug/Kg	1	✳	8270E	Total/NA
Lithium	22		22	9.0	mg/Kg	5	✳	6010D	Total/NA
Aluminum	34000	^2	90	44	mg/Kg	10	✳	6020B	Total/NA
Arsenic	3.7		0.36	0.12	mg/Kg	2	✳	6020B	Total/NA
Barium	290		1.8	0.82	mg/Kg	10	✳	6020B	Total/NA
Beryllium	1.3		0.090	0.021	mg/Kg	2	✳	6020B	Total/NA
Cadmium	0.36		0.090	0.036	mg/Kg	2	✳	6020B	Total/NA
Calcium	5700		36	18	mg/Kg	2	✳	6020B	Total/NA
Chromium	40	F1	0.36	0.17	mg/Kg	2	✳	6020B	Total/NA
Cobalt	14		0.18	0.072	mg/Kg	2	✳	6020B	Total/NA

This Detection Summary does not include radiochemical test results.

Eurofins Lancaster Laboratories Environment Testing, LLC

Detection Summary

Client: Integral Consulting Inc NYSERDA FOIL Response, January 30, 2024 (R000359-122823)

PDF Page 366 of 526 Job ID: 410-140330-1

Project/Site: Solar Farm/Battery NY State

Client Sample ID: TP-1 (1-1.5) (Continued)

Lab Sample ID: 410-140330-5

Analyte	Result	Qualifier	RL	MDL	Unit	Dil Fac	D	Method	Prep Type
Copper	21		0.36	0.16	mg/Kg	2	✳	6020B	Total/NA
Iron	32000	^2	90	41	mg/Kg	10	✳	6020B	Total/NA
Lead	11	F1	0.18	0.068	mg/Kg	2	✳	6020B	Total/NA
Magnesium	6800		9.0	4.4	mg/Kg	2	✳	6020B	Total/NA
Manganese	1400	^2 F2	1.8	0.90	mg/Kg	10	✳	6020B	Total/NA
Nickel	39		0.36	0.17	mg/Kg	2	✳	6020B	Total/NA
Potassium	5800		36	14	mg/Kg	2	✳	6020B	Total/NA
Selenium	0.18	J	0.36	0.090	mg/Kg	2	✳	6020B	Total/NA
Silver	0.096		0.090	0.036	mg/Kg	2	✳	6020B	Total/NA
Sodium	190		45	21	mg/Kg	2	✳	6020B	Total/NA
Thallium	0.34		0.090	0.035	mg/Kg	2	✳	6020B	Total/NA
Zinc	62		27	3.6	mg/Kg	2	✳	6020B	Total/NA
Vanadium	57	F1	0.72	0.18	mg/Kg	2	✳	6020B	Total/NA
Mercury	0.044	J	0.076	0.025	mg/Kg	1	✳	7471B	Total/NA

Client Sample ID: TP-4 (0.33-1.33)

Lab Sample ID: 410-140330-6

Analyte	Result	Qualifier	RL	MDL	Unit	Dil Fac	D	Method	Prep Type
Toluene	0.96	J	5.7	0.68	ug/Kg	1	✳	8260D	Total/NA
Benzo[b]fluoranthene	5.0	J	22	4.5	ug/Kg	1	✳	8270E	Total/NA
Fluoranthene	4.8	J	22	4.5	ug/Kg	1	✳	8270E	Total/NA
Pyrene	5.8	J	22	4.5	ug/Kg	1	✳	8270E	Total/NA
Lithium	36		28	11	mg/Kg	5	✳	6010D	Total/NA
Aluminum	53000		110	55	mg/Kg	10	✳	6020B	Total/NA
Antimony	0.093	J	0.22	0.089	mg/Kg	2	✳	6020B	Total/NA
Arsenic	4.6		0.45	0.15	mg/Kg	2	✳	6020B	Total/NA
Barium	360		2.2	1.0	mg/Kg	10	✳	6020B	Total/NA
Beryllium	1.8		0.11	0.027	mg/Kg	2	✳	6020B	Total/NA
Cadmium	0.095	J	0.11	0.045	mg/Kg	2	✳	6020B	Total/NA
Calcium	4300		45	22	mg/Kg	2	✳	6020B	Total/NA
Chromium	65		0.45	0.21	mg/Kg	2	✳	6020B	Total/NA
Cobalt	20		0.22	0.089	mg/Kg	2	✳	6020B	Total/NA
Copper	38		0.45	0.20	mg/Kg	2	✳	6020B	Total/NA
Iron	51000		110	51	mg/Kg	10	✳	6020B	Total/NA
Lead	17		0.22	0.085	mg/Kg	2	✳	6020B	Total/NA
Magnesium	13000		11	5.5	mg/Kg	2	✳	6020B	Total/NA
Manganese	600		0.45	0.22	mg/Kg	2	✳	6020B	Total/NA
Nickel	43		0.45	0.21	mg/Kg	2	✳	6020B	Total/NA
Potassium	9200		45	18	mg/Kg	2	✳	6020B	Total/NA
Selenium	0.24	J	0.45	0.11	mg/Kg	2	✳	6020B	Total/NA
Sodium	250		56	27	mg/Kg	2	✳	6020B	Total/NA
Thallium	0.47		0.11	0.044	mg/Kg	2	✳	6020B	Total/NA
Zinc	120		33	4.5	mg/Kg	2	✳	6020B	Total/NA
Vanadium	91		0.89	0.22	mg/Kg	2	✳	6020B	Total/NA
Mercury	0.042	J	0.077	0.026	mg/Kg	1	✳	7471B	Total/NA

Client Sample ID: TP-4 (5.5-6.5)

Lab Sample ID: 410-140330-7

Analyte	Result	Qualifier	RL	MDL	Unit	Dil Fac	D	Method	Prep Type
Toluene	0.81	J	6.2	0.74	ug/Kg	1	✳	8260D	Total/NA
Lithium	26		6.0	2.4	mg/Kg	1	✳	6010D	Total/NA
Aluminum	27000		120	60	mg/Kg	10	✳	6020B	Total/NA

This Detection Summary does not include radiochemical test results.

Eurofins Lancaster Laboratories Environment Testing, LLC

Detection Summary

Client: Integral Consulting Inc
 Project/Site: Solar Farm/Battery NY State

PDF Page 367 of 526
 Job ID: 410-140330-1

Client Sample ID: TP-4 (5.5-6.5) (Continued)

Lab Sample ID: 410-140330-7

Analyte	Result	Qualifier	RL	MDL	Unit	Dil Fac	D	Method	Prep Type
Arsenic	3.6		0.48	0.16	mg/Kg	2	✳	6020B	Total/NA
Barium	250		2.4	1.1	mg/Kg	10	✳	6020B	Total/NA
Beryllium	1.3		0.12	0.029	mg/Kg	2	✳	6020B	Total/NA
Cadmium	0.11	J	0.12	0.048	mg/Kg	2	✳	6020B	Total/NA
Calcium	47000		240	120	mg/Kg	10	✳	6020B	Total/NA
Chromium	43		0.48	0.23	mg/Kg	2	✳	6020B	Total/NA
Cobalt	14		0.24	0.097	mg/Kg	2	✳	6020B	Total/NA
Copper	27		0.48	0.22	mg/Kg	2	✳	6020B	Total/NA
Iron	36000		120	56	mg/Kg	10	✳	6020B	Total/NA
Lead	10		0.24	0.092	mg/Kg	2	✳	6020B	Total/NA
Magnesium	20000		12	5.9	mg/Kg	2	✳	6020B	Total/NA
Manganese	630		0.48	0.24	mg/Kg	2	✳	6020B	Total/NA
Nickel	31		0.48	0.23	mg/Kg	2	✳	6020B	Total/NA
Potassium	7700		48	19	mg/Kg	2	✳	6020B	Total/NA
Sodium	940		60	29	mg/Kg	2	✳	6020B	Total/NA
Thallium	0.30		0.12	0.047	mg/Kg	2	✳	6020B	Total/NA
Zinc	77		36	4.8	mg/Kg	2	✳	6020B	Total/NA
Vanadium	64		0.97	0.24	mg/Kg	2	✳	6020B	Total/NA

Client Sample ID: TP-5 (1.17-2.17)

Lab Sample ID: 410-140330-8

Analyte	Result	Qualifier	RL	MDL	Unit	Dil Fac	D	Method	Prep Type
Lithium	15		6.0	2.4	mg/Kg	1	✳	6010D	Total/NA
Aluminum	48000		120	60	mg/Kg	10	✳	6020B	Total/NA
Arsenic	4.0		0.48	0.16	mg/Kg	2	✳	6020B	Total/NA
Barium	310		2.4	1.1	mg/Kg	10	✳	6020B	Total/NA
Beryllium	1.5		0.12	0.029	mg/Kg	2	✳	6020B	Total/NA
Cadmium	0.048	J	0.12	0.048	mg/Kg	2	✳	6020B	Total/NA
Calcium	5000		48	24	mg/Kg	2	✳	6020B	Total/NA
Chromium	64		0.48	0.23	mg/Kg	2	✳	6020B	Total/NA
Cobalt	16		0.24	0.097	mg/Kg	2	✳	6020B	Total/NA
Copper	27		0.48	0.22	mg/Kg	2	✳	6020B	Total/NA
Iron	46000		120	56	mg/Kg	10	✳	6020B	Total/NA
Lead	16		0.24	0.092	mg/Kg	2	✳	6020B	Total/NA
Magnesium	13000		12	5.9	mg/Kg	2	✳	6020B	Total/NA
Manganese	490		0.48	0.24	mg/Kg	2	✳	6020B	Total/NA
Nickel	36		0.48	0.23	mg/Kg	2	✳	6020B	Total/NA
Potassium	7600		48	19	mg/Kg	2	✳	6020B	Total/NA
Selenium	0.33	J	0.48	0.12	mg/Kg	2	✳	6020B	Total/NA
Silver	0.072	J	0.12	0.049	mg/Kg	2	✳	6020B	Total/NA
Sodium	220		60	29	mg/Kg	2	✳	6020B	Total/NA
Thallium	0.46		0.12	0.047	mg/Kg	2	✳	6020B	Total/NA
Zinc	100		36	4.8	mg/Kg	2	✳	6020B	Total/NA
Vanadium	90		0.97	0.24	mg/Kg	2	✳	6020B	Total/NA
Mercury	0.027	J	0.073	0.024	mg/Kg	1	✳	7471B	Total/NA

Client Sample ID: TP-5 (7.5-8.5)

Lab Sample ID: 410-140330-9

Analyte	Result	Qualifier	RL	MDL	Unit	Dil Fac	D	Method	Prep Type
Toluene	0.64	J	5.1	0.62	ug/Kg	1	✳	8260D	Total/NA
Aluminum	8600		20	10	mg/Kg	2	✳	6020B	Total/NA
Arsenic	1.7		0.40	0.13	mg/Kg	2	✳	6020B	Total/NA

This Detection Summary does not include radiochemical test results.

Eurofins Lancaster Laboratories Environment Testing, LLC

Detection Summary

Client: Integral Consulting Inc NYSERDA FOIL Response, January 30, 2024 (R000359-122823)

PDF Page 368 of 526
Job ID: 410-140330-1

Project/Site: Solar Farm/Battery NY State

Client Sample ID: TP-5 (7.5-8.5) (Continued)

Lab Sample ID: 410-140330-9

Analyte	Result	Qualifier	RL	MDL	Unit	Dil Fac	D	Method	Prep Type
Barium	91		0.40	0.18	mg/Kg	2	✳	6020B	Total/NA
Beryllium	0.37		0.10	0.024	mg/Kg	2	✳	6020B	Total/NA
Cadmium	0.11		0.10	0.040	mg/Kg	2	✳	6020B	Total/NA
Calcium	170000		1000	490	mg/Kg	50	✳	6020B	Total/NA
Chromium	15		0.40	0.19	mg/Kg	2	✳	6020B	Total/NA
Cobalt	5.2		0.20	0.081	mg/Kg	2	✳	6020B	Total/NA
Copper	9.7		0.40	0.18	mg/Kg	2	✳	6020B	Total/NA
Iron	12000		20	9.3	mg/Kg	2	✳	6020B	Total/NA
Lead	4.3		0.20	0.077	mg/Kg	2	✳	6020B	Total/NA
Magnesium	18000		10	4.9	mg/Kg	2	✳	6020B	Total/NA
Manganese	520		0.40	0.20	mg/Kg	2	✳	6020B	Total/NA
Nickel	10		0.40	0.19	mg/Kg	2	✳	6020B	Total/NA
Potassium	2700		40	16	mg/Kg	2	✳	6020B	Total/NA
Sodium	390		50	24	mg/Kg	2	✳	6020B	Total/NA
Thallium	0.11		0.10	0.040	mg/Kg	2	✳	6020B	Total/NA
Zinc	23	J	30	4.0	mg/Kg	2	✳	6020B	Total/NA
Vanadium	23		0.81	0.20	mg/Kg	2	✳	6020B	Total/NA

Client Sample ID: TB-20230824

Lab Sample ID: 410-140330-10

No Detections.

This Detection Summary does not include radiochemical test results.

Eurofins Lancaster Laboratories Environment Testing, LLC

Client Sample Results

Client: Integral Consulting Inc

NYSERDA FOIL Response, January 30, 2024 (R000359-122823)

PDF Page 369 of 526

Job ID: 410-140330-1

Project/Site: Solar Farm/Battery NY State

Client Sample ID: TP-3 (1-1.5)

Lab Sample ID: 410-140330-1

Date Collected: 08/24/23 08:45

Matrix: Solid

Date Received: 08/25/23 10:04

Percent Solids: 74.0

Method: SW846 8260D - Volatile Organic Compounds by GC/MS

Analyte	Result	Qualifier	RL	MDL	Unit	D	Prepared	Analyzed	Dil Fac
1,1,1-Trichloroethane	ND		6.2	0.74	ug/Kg	☼	08/27/23 12:47	08/29/23 18:41	1
1,1,2-Trichloroethane	ND		6.2	0.62	ug/Kg	☼	08/27/23 12:47	08/29/23 18:41	1
1,1-Dichloroethene	ND		6.2	0.62	ug/Kg	☼	08/27/23 12:47	08/29/23 18:41	1
1,2,4-Trichlorobenzene	ND		12	6.2	ug/Kg	☼	08/27/23 12:47	08/29/23 18:41	1
1,2-Dichlorobenzene	ND		6.2	0.87	ug/Kg	☼	08/27/23 12:47	08/29/23 18:41	1
1,2-Dichloroethane	ND		6.2	0.74	ug/Kg	☼	08/27/23 12:47	08/29/23 18:41	1
1,2-Dichloropropane	ND		6.2	0.62	ug/Kg	☼	08/27/23 12:47	08/29/23 18:41	1
1,4-Dichlorobenzene	ND		6.2	0.87	ug/Kg	☼	08/27/23 12:47	08/29/23 18:41	1
Benzene	ND		6.2	0.62	ug/Kg	☼	08/27/23 12:47	08/29/23 18:41	1
Bromodichloromethane	ND		6.2	0.87	ug/Kg	☼	08/27/23 12:47	08/29/23 18:41	1
Bromoform	ND		12	6.2	ug/Kg	☼	08/27/23 12:47	08/29/23 18:41	1
Carbon tetrachloride	ND		6.2	0.87	ug/Kg	☼	08/27/23 12:47	08/29/23 18:41	1
Chlorobenzene	ND		6.2	0.87	ug/Kg	☼	08/27/23 12:47	08/29/23 18:41	1
Chloroform	ND		6.2	0.74	ug/Kg	☼	08/27/23 12:47	08/29/23 18:41	1
cis-1,2-Dichloroethene	ND		6.2	0.62	ug/Kg	☼	08/27/23 12:47	08/29/23 18:41	1
Dibromochloromethane	ND		6.2	0.62	ug/Kg	☼	08/27/23 12:47	08/29/23 18:41	1
Ethylbenzene	ND		6.2	0.87	ug/Kg	☼	08/27/23 12:47	08/29/23 18:41	1
m&p-Xylene	ND		6.2	2.5	ug/Kg	☼	08/27/23 12:47	08/29/23 18:41	1
Methylene Chloride	ND		6.2	2.5	ug/Kg	☼	08/27/23 12:47	08/29/23 18:41	1
o-Xylene	ND		6.2	0.87	ug/Kg	☼	08/27/23 12:47	08/29/23 18:41	1
Styrene	ND		6.2	0.87	ug/Kg	☼	08/27/23 12:47	08/29/23 18:41	1
Tetrachloroethene	ND		6.2	0.87	ug/Kg	☼	08/27/23 12:47	08/29/23 18:41	1
Toluene	1.7	J	6.2	0.74	ug/Kg	☼	08/27/23 12:47	08/29/23 18:41	1
trans-1,2-Dichloroethene	ND		6.2	0.62	ug/Kg	☼	08/27/23 12:47	08/29/23 18:41	1
Trichloroethene	ND		6.2	0.62	ug/Kg	☼	08/27/23 12:47	08/29/23 18:41	1
Vinyl chloride	ND		6.2	0.74	ug/Kg	☼	08/27/23 12:47	08/29/23 18:41	1

Tentatively Identified Compound	Est. Result	Qualifier	Unit	D	RT	CAS No.	Prepared	Analyzed	Dil Fac
Pentanal	8.8	T J N	ug/Kg	☼	8.08	110-62-3	08/27/23 12:47	08/29/23 18:41	1
Hexanal	54	T J N	ug/Kg	☼	10.22	66-25-1	08/27/23 12:47	08/29/23 18:41	1

Surrogate	%Recovery	Qualifier	Limits	Prepared	Analyzed	Dil Fac
4-Bromofluorobenzene (Surr)	92		50 - 131	08/27/23 12:47	08/29/23 18:41	1
1,2-Dichloroethane-d4 (Surr)	107		54 - 135	08/27/23 12:47	08/29/23 18:41	1
Dibromofluoromethane (Surr)	107		50 - 141	08/27/23 12:47	08/29/23 18:41	1
Toluene-d8 (Surr)	96		52 - 141	08/27/23 12:47	08/29/23 18:41	1

Method: SW846 8270E - Semivolatile Organic Compounds (GC/MS)

Analyte	Result	Qualifier	RL	MDL	Unit	D	Prepared	Analyzed	Dil Fac
1,1'-Biphenyl	ND		49	22	ug/Kg	☼	08/30/23 07:58	08/31/23 00:39	1
2,2'-oxybis[1-chloropropane]	ND		58	27	ug/Kg	☼	08/30/23 07:58	08/31/23 00:39	1
2,4,5-Trichlorophenol	ND		49	22	ug/Kg	☼	08/30/23 07:58	08/31/23 00:39	1
2,4,6-Trichlorophenol	ND		49	22	ug/Kg	☼	08/30/23 07:58	08/31/23 00:39	1
2,4-Dichlorophenol	ND		58	27	ug/Kg	☼	08/30/23 07:58	08/31/23 00:39	1
2,4-Dimethylphenol	ND		49	22	ug/Kg	☼	08/30/23 07:58	08/31/23 00:39	1
2,4-Dinitrophenol	ND	*- cn	1300	220	ug/Kg	☼	08/30/23 07:58	08/31/23 00:39	1
2,4-Dinitrotoluene	ND		220	45	ug/Kg	☼	08/30/23 07:58	08/31/23 00:39	1
2,6-Dinitrotoluene	ND		49	22	ug/Kg	☼	08/30/23 07:58	08/31/23 00:39	1
2-Chloronaphthalene	ND	cn	45	18	ug/Kg	☼	08/30/23 07:58	08/31/23 00:39	1
2-Chlorophenol	ND		49	22	ug/Kg	☼	08/30/23 07:58	08/31/23 00:39	1

Eurofins Lancaster Laboratories Environment Testing, LLC

Client Sample Results

Client: Integral Consulting Inc

NYSERDA FOIL Response, January 30, 2024 (R000359-122823)

PDF Page 370 of 526

Job ID: 410-140330-1

Project/Site: Solar Farm/Battery NY State

Client Sample ID: TP-3 (1-1.5)

Lab Sample ID: 410-140330-1

Date Collected: 08/24/23 08:45

Matrix: Solid

Date Received: 08/25/23 10:04

Percent Solids: 74.0

Method: SW846 8270E - Semivolatile Organic Compounds (GC/MS) (Continued)

Analyte	Result	Qualifier	RL	MDL	Unit	D	Prepared	Analyzed	Dil Fac
2-Methylnaphthalene	12	J	22	6.7	ug/Kg	☼	08/30/23 07:58	08/31/23 00:39	1
2-Methylphenol	ND		67	27	ug/Kg	☼	08/30/23 07:58	08/31/23 00:39	1
2-Nitroaniline	ND		67	22	ug/Kg	☼	08/30/23 07:58	08/31/23 00:39	1
2-Nitrophenol	ND		67	27	ug/Kg	☼	08/30/23 07:58	08/31/23 00:39	1
3,3'-Dichlorobenzidine	ND		220	45	ug/Kg	☼	08/30/23 07:58	08/31/23 00:39	1
3-Nitroaniline	ND		220	45	ug/Kg	☼	08/30/23 07:58	08/31/23 00:39	1
4,6-Dinitro-2-methylphenol	ND	*- cn	670	220	ug/Kg	☼	08/30/23 07:58	08/31/23 00:39	1
4-Bromophenyl phenyl ether	ND		49	22	ug/Kg	☼	08/30/23 07:58	08/31/23 00:39	1
4-Chloro-3-methylphenol	ND		67	27	ug/Kg	☼	08/30/23 07:58	08/31/23 00:39	1
4-Chloroaniline	ND		220	45	ug/Kg	☼	08/30/23 07:58	08/31/23 00:39	1
4-Chlorophenyl phenyl ether	ND		49	22	ug/Kg	☼	08/30/23 07:58	08/31/23 00:39	1
4-Methylphenol	ND		67	22	ug/Kg	☼	08/30/23 07:58	08/31/23 00:39	1
4-Nitroaniline	ND		220	45	ug/Kg	☼	08/30/23 07:58	08/31/23 00:39	1
4-Nitrophenol	ND		670	220	ug/Kg	☼	08/30/23 07:58	08/31/23 00:39	1
Acenaphthene	ND		22	4.5	ug/Kg	☼	08/30/23 07:58	08/31/23 00:39	1
Acenaphthylene	ND		22	5.4	ug/Kg	☼	08/30/23 07:58	08/31/23 00:39	1
Acetophenone	ND		67	22	ug/Kg	☼	08/30/23 07:58	08/31/23 00:39	1
Anthracene	ND		22	4.5	ug/Kg	☼	08/30/23 07:58	08/31/23 00:39	1
Atrazine	ND		220	90	ug/Kg	☼	08/30/23 07:58	08/31/23 00:39	1
Benzaldehyde	ND		220	45	ug/Kg	☼	08/30/23 07:58	08/31/23 00:39	1
Benzo[a]anthracene	ND		22	4.5	ug/Kg	☼	08/30/23 07:58	08/31/23 00:39	1
Benzo[a]pyrene	ND		22	4.5	ug/Kg	☼	08/30/23 07:58	08/31/23 00:39	1
Benzo[b]fluoranthene	ND		22	4.5	ug/Kg	☼	08/30/23 07:58	08/31/23 00:39	1
Benzo[g,h,i]perylene	ND		22	4.5	ug/Kg	☼	08/30/23 07:58	08/31/23 00:39	1
Benzo[k]fluoranthene	ND		22	4.5	ug/Kg	☼	08/30/23 07:58	08/31/23 00:39	1
Butyl benzyl phthalate	ND		220	90	ug/Kg	☼	08/30/23 07:58	08/31/23 00:39	1
Caprolactam	ND	cn	220	45	ug/Kg	☼	08/30/23 07:58	08/31/23 00:39	1
Carbazole	ND		49	22	ug/Kg	☼	08/30/23 07:58	08/31/23 00:39	1
Chrysene	ND		22	4.5	ug/Kg	☼	08/30/23 07:58	08/31/23 00:39	1
Di-n-butyl phthalate	ND		220	90	ug/Kg	☼	08/30/23 07:58	08/31/23 00:39	1
Di-n-octyl phthalate	ND		220	90	ug/Kg	☼	08/30/23 07:58	08/31/23 00:39	1
Dibenz(a,h)anthracene	ND		22	9.0	ug/Kg	☼	08/30/23 07:58	08/31/23 00:39	1
Dibenzofuran	ND		49	22	ug/Kg	☼	08/30/23 07:58	08/31/23 00:39	1
Diethyl phthalate	ND		220	90	ug/Kg	☼	08/30/23 07:58	08/31/23 00:39	1
Dimethyl phthalate	ND		220	90	ug/Kg	☼	08/30/23 07:58	08/31/23 00:39	1
Fluoranthene	ND		22	4.5	ug/Kg	☼	08/30/23 07:58	08/31/23 00:39	1
Fluorene	ND		22	4.5	ug/Kg	☼	08/30/23 07:58	08/31/23 00:39	1
Hexachlorobenzene	ND		22	9.0	ug/Kg	☼	08/30/23 07:58	08/31/23 00:39	1
Hexachlorobutadiene	ND		67	27	ug/Kg	☼	08/30/23 07:58	08/31/23 00:39	1
Hexachlorocyclopentadiene	ND		670	220	ug/Kg	☼	08/30/23 07:58	08/31/23 00:39	1
Hexachloroethane	ND		220	45	ug/Kg	☼	08/30/23 07:58	08/31/23 00:39	1
Indeno[1,2,3-cd]pyrene	ND		22	5.4	ug/Kg	☼	08/30/23 07:58	08/31/23 00:39	1
Isophorone	ND		90	22	ug/Kg	☼	08/30/23 07:58	08/31/23 00:39	1
N-Nitrosodi-n-propylamine	ND		90	45	ug/Kg	☼	08/30/23 07:58	08/31/23 00:39	1
N-Nitrosodiphenylamine	ND		49	22	ug/Kg	☼	08/30/23 07:58	08/31/23 00:39	1
Naphthalene	63		22	9.0	ug/Kg	☼	08/30/23 07:58	08/31/23 00:39	1
Nitrobenzene	ND		49	22	ug/Kg	☼	08/30/23 07:58	08/31/23 00:39	1
Pentachlorophenol	ND	cn	220	90	ug/Kg	☼	08/30/23 07:58	08/31/23 00:39	1
Phenanthrene	ND		22	5.4	ug/Kg	☼	08/30/23 07:58	08/31/23 00:39	1

Eurofins Lancaster Laboratories Environment Testing, LLC

Client Sample Results

Client: Integral Consulting Inc

NYSERDA FOIL Response, January 30, 2024 (R000359-122823)

PDF Page 371 of 526

Job ID: 410-140330-1

Project/Site: Solar Farm/Battery NY State

Client Sample ID: TP-3 (1-1.5)

Lab Sample ID: 410-140330-1

Date Collected: 08/24/23 08:45

Matrix: Solid

Date Received: 08/25/23 10:04

Percent Solids: 74.0

Method: SW846 8270E - Semivolatile Organic Compounds (GC/MS) (Continued)

Analyte	Result	Qualifier	RL	MDL	Unit	D	Prepared	Analyzed	Dil Fac
Phenol	ND		49	22	ug/Kg	☼	08/30/23 07:58	08/31/23 00:39	1
Pyrene	ND		22	4.5	ug/Kg	☼	08/30/23 07:58	08/31/23 00:39	1
Bis(2-chloroethoxy)methane	ND		49	22	ug/Kg	☼	08/30/23 07:58	08/31/23 00:39	1
Bis(2-chloroethyl)ether	ND		49	22	ug/Kg	☼	08/30/23 07:58	08/31/23 00:39	1
Bis(2-ethylhexyl) phthalate	ND		220	90	ug/Kg	☼	08/30/23 07:58	08/31/23 00:39	1

Tentatively Identified Compound	Est. Result	Qualifier	Unit	D	RT	CAS No.	Prepared	Analyzed	Dil Fac
Unknown	230	T J	ug/Kg	☼	1.63	N/A	08/30/23 07:58	08/31/23 00:39	1
Furfural	380	T J N	ug/Kg	☼	1.89	98-01-1	08/30/23 07:58	08/31/23 00:39	1
Unknown	4700	T J B	ug/Kg	☼	2.04	N/A	08/30/23 07:58	08/31/23 00:39	1
2-Furanmethanol	470	T J N	ug/Kg	☼	2.29	98-00-0	08/30/23 07:58	08/31/23 00:39	1
Unknown	750	T J	ug/Kg	☼	2.41	N/A	08/30/23 07:58	08/31/23 00:39	1
Unknown	260	T J	ug/Kg	☼	4.33	N/A	08/30/23 07:58	08/31/23 00:39	1
Unknown	820	T J	ug/Kg	☼	4.87	N/A	08/30/23 07:58	08/31/23 00:39	1
Unknown	500	T J	ug/Kg	☼	5.66	N/A	08/30/23 07:58	08/31/23 00:39	1
Vanillin	510	T J N	ug/Kg	☼	6.62	121-33-5	08/30/23 07:58	08/31/23 00:39	1
Benzoic acid, 4-hydroxy-3-methoxy-	230	T J N	ug/Kg	☼	7.46	121-34-6	08/30/23 07:58	08/31/23 00:39	1
n-Hexadecanoic acid	620	T J N	ug/Kg	☼	9.19	57-10-3	08/30/23 07:58	08/31/23 00:39	1
Octadecanoic acid	290	T J N	ug/Kg	☼	9.95	57-11-4	08/30/23 07:58	08/31/23 00:39	1
Phosphonic acid, dioctadecyl ester	230	T J N	ug/Kg	☼	11.07	19047-85-9	08/30/23 07:58	08/31/23 00:39	1
Ethanol, 2-(tetradecyloxy)-	350	T J N	ug/Kg	☼	11.69	2136-70-1	08/30/23 07:58	08/31/23 00:39	1
Unknown	370	T J	ug/Kg	☼	13.49	N/A	08/30/23 07:58	08/31/23 00:39	1

Surrogate	%Recovery	Qualifier	Limits	Prepared	Analyzed	Dil Fac
2,4,6-Tribromophenol (Surr)	68		10 - 138	08/30/23 07:58	08/31/23 00:39	1
2-Fluorobiphenyl (Surr)	65		37 - 120	08/30/23 07:58	08/31/23 00:39	1
2-Fluorophenol (Surr)	54		22 - 120	08/30/23 07:58	08/31/23 00:39	1
Nitrobenzene-d5 (Surr)	65		26 - 120	08/30/23 07:58	08/31/23 00:39	1
p-Terphenyl-d14 (Surr)	73		40 - 133	08/30/23 07:58	08/31/23 00:39	1
Phenol-d5 (Surr)	57		27 - 120	08/30/23 07:58	08/31/23 00:39	1

Method: SW846 6010D - Metals (ICP)

Analyte	Result	Qualifier	RL	MDL	Unit	D	Prepared	Analyzed	Dil Fac
Lithium	12		6.6	2.6	mg/Kg	☼	08/27/23 20:21	08/28/23 09:31	1

Method: SW846 6020B - Metals (ICP/MS)

Analyte	Result	Qualifier	RL	MDL	Unit	D	Prepared	Analyzed	Dil Fac
Aluminum	44000		130	66	mg/Kg	☼	08/27/23 20:21	08/31/23 17:59	10
Antimony	ND		0.26	0.11	mg/Kg	☼	08/27/23 20:21	08/31/23 17:57	2
Arsenic	4.7		0.53	0.18	mg/Kg	☼	08/27/23 20:21	08/31/23 17:57	2
Barium	330		2.6	1.2	mg/Kg	☼	08/27/23 20:21	08/31/23 17:59	10
Beryllium	1.8		0.13	0.032	mg/Kg	☼	08/27/23 20:21	08/31/23 17:57	2
Cadmium	0.070	J	0.13	0.053	mg/Kg	☼	08/27/23 20:21	08/31/23 17:57	2
Calcium	3900		53	26	mg/Kg	☼	08/27/23 20:21	08/31/23 17:57	2
Chromium	61		0.53	0.25	mg/Kg	☼	08/27/23 20:21	08/31/23 17:57	2
Cobalt	22		0.26	0.11	mg/Kg	☼	08/27/23 20:21	08/31/23 17:57	2
Copper	33		0.53	0.24	mg/Kg	☼	08/27/23 20:21	08/31/23 17:57	2
Iron	48000		130	61	mg/Kg	☼	08/27/23 20:21	08/31/23 17:59	10
Lead	20		0.26	0.10	mg/Kg	☼	08/27/23 20:21	08/31/23 17:57	2
Magnesium	12000		13	6.5	mg/Kg	☼	08/27/23 20:21	08/31/23 17:57	2

Eurofins Lancaster Laboratories Environment Testing, LLC

Client Sample Results

Client: Integral Consulting Inc

NYSERDA FOIL Response, January 30, 2024 (R000359-122823)

PDF Page 372 of 526

Job ID: 410-140330-1

Project/Site: Solar Farm/Battery NY State

Client Sample ID: TP-3 (1-1.5)

Lab Sample ID: 410-140330-1

Date Collected: 08/24/23 08:45

Matrix: Solid

Date Received: 08/25/23 10:04

Percent Solids: 74.0

Method: SW846 6020B - Metals (ICP/MS) (Continued)

Analyte	Result	Qualifier	RL	MDL	Unit	D	Prepared	Analyzed	Dil Fac
Manganese	810		0.53	0.26	mg/Kg	✳	08/27/23 20:21	08/31/23 17:57	2
Nickel	40		0.53	0.25	mg/Kg	✳	08/27/23 20:21	08/31/23 17:57	2
Potassium	8700		53	21	mg/Kg	✳	08/27/23 20:21	08/31/23 17:57	2
Selenium	0.26	J	0.53	0.13	mg/Kg	✳	08/27/23 20:21	08/31/23 17:57	2
Silver	ND		0.13	0.054	mg/Kg	✳	08/27/23 20:21	08/31/23 17:57	2
Sodium	280		66	32	mg/Kg	✳	08/27/23 20:21	08/31/23 17:57	2
Thallium	0.44		0.13	0.052	mg/Kg	✳	08/27/23 20:21	08/31/23 17:57	2
Zinc	110		40	5.3	mg/Kg	✳	08/27/23 20:21	08/31/23 17:57	2
Vanadium	89		1.1	0.26	mg/Kg	✳	08/27/23 20:21	08/31/23 17:57	2

Method: SW846 7471B - Mercury (CVAA)

Analyte	Result	Qualifier	RL	MDL	Unit	D	Prepared	Analyzed	Dil Fac
Mercury	0.037	J	0.075	0.025	mg/Kg	✳	08/28/23 05:53	08/29/23 13:39	1

General Chemistry

Analyte	Result	Qualifier	RL	MDL	Unit	D	Prepared	Analyzed	Dil Fac
Percent Moisture (EPA Moisture)	26.0		1.0	1.0	%			08/25/23 12:49	1

Client Sample ID: TP-3 (4-4.25)

Lab Sample ID: 410-140330-2

Date Collected: 08/24/23 08:55

Matrix: Solid

Date Received: 08/25/23 10:04

Percent Solids: 91.6

Method: SW846 8260D - Volatile Organic Compounds by GC/MS

Analyte	Result	Qualifier	RL	MDL	Unit	D	Prepared	Analyzed	Dil Fac
1,1,1-Trichloroethane	ND		5.1	0.62	ug/Kg	✳	08/27/23 12:47	08/29/23 19:04	1
1,1,2-Trichloroethane	ND		5.1	0.51	ug/Kg	✳	08/27/23 12:47	08/29/23 19:04	1
1,1-Dichloroethene	ND		5.1	0.51	ug/Kg	✳	08/27/23 12:47	08/29/23 19:04	1
1,2,4-Trichlorobenzene	ND		10	5.1	ug/Kg	✳	08/27/23 12:47	08/29/23 19:04	1
1,2-Dichlorobenzene	ND		5.1	0.72	ug/Kg	✳	08/27/23 12:47	08/29/23 19:04	1
1,2-Dichloroethane	ND		5.1	0.62	ug/Kg	✳	08/27/23 12:47	08/29/23 19:04	1
1,2-Dichloropropane	ND		5.1	0.51	ug/Kg	✳	08/27/23 12:47	08/29/23 19:04	1
1,4-Dichlorobenzene	ND		5.1	0.72	ug/Kg	✳	08/27/23 12:47	08/29/23 19:04	1
Benzene	ND		5.1	0.51	ug/Kg	✳	08/27/23 12:47	08/29/23 19:04	1
Bromodichloromethane	ND		5.1	0.72	ug/Kg	✳	08/27/23 12:47	08/29/23 19:04	1
Bromoform	ND		10	5.1	ug/Kg	✳	08/27/23 12:47	08/29/23 19:04	1
Carbon tetrachloride	ND		5.1	0.72	ug/Kg	✳	08/27/23 12:47	08/29/23 19:04	1
Chlorobenzene	ND		5.1	0.72	ug/Kg	✳	08/27/23 12:47	08/29/23 19:04	1
Chloroform	ND		5.1	0.62	ug/Kg	✳	08/27/23 12:47	08/29/23 19:04	1
cis-1,2-Dichloroethene	ND		5.1	0.51	ug/Kg	✳	08/27/23 12:47	08/29/23 19:04	1
Dibromochloromethane	ND		5.1	0.51	ug/Kg	✳	08/27/23 12:47	08/29/23 19:04	1
Ethylbenzene	ND		5.1	0.72	ug/Kg	✳	08/27/23 12:47	08/29/23 19:04	1
m&p-Xylene	ND		5.1	2.1	ug/Kg	✳	08/27/23 12:47	08/29/23 19:04	1
Methylene Chloride	ND		5.1	2.1	ug/Kg	✳	08/27/23 12:47	08/29/23 19:04	1
o-Xylene	ND		5.1	0.72	ug/Kg	✳	08/27/23 12:47	08/29/23 19:04	1
Styrene	ND		5.1	0.72	ug/Kg	✳	08/27/23 12:47	08/29/23 19:04	1
Tetrachloroethene	ND		5.1	0.72	ug/Kg	✳	08/27/23 12:47	08/29/23 19:04	1
Toluene	0.86	J	5.1	0.62	ug/Kg	✳	08/27/23 12:47	08/29/23 19:04	1
trans-1,2-Dichloroethene	ND		5.1	0.51	ug/Kg	✳	08/27/23 12:47	08/29/23 19:04	1
Trichloroethene	ND		5.1	0.51	ug/Kg	✳	08/27/23 12:47	08/29/23 19:04	1
Vinyl chloride	ND		5.1	0.62	ug/Kg	✳	08/27/23 12:47	08/29/23 19:04	1

Eurofins Lancaster Laboratories Environment Testing, LLC

Client Sample Results

Client: Integral Consulting Inc

NYSERDA FOIL Response, January 30, 2024 (R000359-122823)

PDF Page 373 of 526

Job ID: 410-140330-1

Project/Site: Solar Farm/Battery NY State

Client Sample ID: TP-3 (4-4.25)

Lab Sample ID: 410-140330-2

Date Collected: 08/24/23 08:55

Matrix: Solid

Date Received: 08/25/23 10:04

Percent Solids: 91.6

<i>Tentatively Identified Compound</i>	<i>Est. Result</i>	<i>Qualifier</i>	<i>Unit</i>	<i>D</i>	<i>RT</i>	<i>CAS No.</i>	<i>Prepared</i>	<i>Analyzed</i>	<i>Dil Fac</i>
Unknown	9.8	T J	ug/Kg	☼	3.80	N/A	08/27/23 12:47	08/29/23 19:04	1
<i>Surrogate</i>	<i>%Recovery</i>	<i>Qualifier</i>	<i>Limits</i>				<i>Prepared</i>	<i>Analyzed</i>	<i>Dil Fac</i>
4-Bromofluorobenzene (Surr)	92		50 - 131				08/27/23 12:47	08/29/23 19:04	1
1,2-Dichloroethane-d4 (Surr)	106		54 - 135				08/27/23 12:47	08/29/23 19:04	1
Dibromofluoromethane (Surr)	105		50 - 141				08/27/23 12:47	08/29/23 19:04	1
Toluene-d8 (Surr)	95		52 - 141				08/27/23 12:47	08/29/23 19:04	1

Method: SW846 8270E - Semivolatile Organic Compounds (GC/MS)

<i>Analyte</i>	<i>Result</i>	<i>Qualifier</i>	<i>RL</i>	<i>MDL</i>	<i>Unit</i>	<i>D</i>	<i>Prepared</i>	<i>Analyzed</i>	<i>Dil Fac</i>
1,1'-Biphenyl	ND		40	18	ug/Kg	☼	08/30/23 07:58	08/31/23 01:01	1
2,2'-oxybis[1-chloropropane]	ND		47	22	ug/Kg	☼	08/30/23 07:58	08/31/23 01:01	1
2,4,5-Trichlorophenol	ND		40	18	ug/Kg	☼	08/30/23 07:58	08/31/23 01:01	1
2,4,6-Trichlorophenol	ND		40	18	ug/Kg	☼	08/30/23 07:58	08/31/23 01:01	1
2,4-Dichlorophenol	ND		47	22	ug/Kg	☼	08/30/23 07:58	08/31/23 01:01	1
2,4-Dimethylphenol	ND		40	18	ug/Kg	☼	08/30/23 07:58	08/31/23 01:01	1
2,4-Dinitrophenol	ND	*- cn	1100	180	ug/Kg	☼	08/30/23 07:58	08/31/23 01:01	1
2,4-Dinitrotoluene	ND		180	36	ug/Kg	☼	08/30/23 07:58	08/31/23 01:01	1
2,6-Dinitrotoluene	ND		40	18	ug/Kg	☼	08/30/23 07:58	08/31/23 01:01	1
2-Chloronaphthalene	ND	cn	36	14	ug/Kg	☼	08/30/23 07:58	08/31/23 01:01	1
2-Chlorophenol	ND		40	18	ug/Kg	☼	08/30/23 07:58	08/31/23 01:01	1
2-Methylnaphthalene	ND		18	5.4	ug/Kg	☼	08/30/23 07:58	08/31/23 01:01	1
2-Methylphenol	ND		54	22	ug/Kg	☼	08/30/23 07:58	08/31/23 01:01	1
2-Nitroaniline	ND		54	18	ug/Kg	☼	08/30/23 07:58	08/31/23 01:01	1
2-Nitrophenol	ND		54	22	ug/Kg	☼	08/30/23 07:58	08/31/23 01:01	1
3,3'-Dichlorobenzidine	ND		180	36	ug/Kg	☼	08/30/23 07:58	08/31/23 01:01	1
3-Nitroaniline	ND		180	36	ug/Kg	☼	08/30/23 07:58	08/31/23 01:01	1
4,6-Dinitro-2-methylphenol	ND	*- cn	540	180	ug/Kg	☼	08/30/23 07:58	08/31/23 01:01	1
4-Bromophenyl phenyl ether	ND		40	18	ug/Kg	☼	08/30/23 07:58	08/31/23 01:01	1
4-Chloro-3-methylphenol	ND		54	22	ug/Kg	☼	08/30/23 07:58	08/31/23 01:01	1
4-Chloroaniline	ND		180	36	ug/Kg	☼	08/30/23 07:58	08/31/23 01:01	1
4-Chlorophenyl phenyl ether	ND		40	18	ug/Kg	☼	08/30/23 07:58	08/31/23 01:01	1
4-Methylphenol	ND		54	18	ug/Kg	☼	08/30/23 07:58	08/31/23 01:01	1
4-Nitroaniline	ND		180	36	ug/Kg	☼	08/30/23 07:58	08/31/23 01:01	1
4-Nitrophenol	ND		540	180	ug/Kg	☼	08/30/23 07:58	08/31/23 01:01	1
Acenaphthene	ND		18	3.6	ug/Kg	☼	08/30/23 07:58	08/31/23 01:01	1
Acenaphthylene	ND		18	4.3	ug/Kg	☼	08/30/23 07:58	08/31/23 01:01	1
Acetophenone	ND		54	18	ug/Kg	☼	08/30/23 07:58	08/31/23 01:01	1
Anthracene	ND		18	3.6	ug/Kg	☼	08/30/23 07:58	08/31/23 01:01	1
Atrazine	ND		180	72	ug/Kg	☼	08/30/23 07:58	08/31/23 01:01	1
Benzaldehyde	ND		180	36	ug/Kg	☼	08/30/23 07:58	08/31/23 01:01	1
Benzo[a]anthracene	ND		18	3.6	ug/Kg	☼	08/30/23 07:58	08/31/23 01:01	1
Benzo[a]pyrene	ND		18	3.6	ug/Kg	☼	08/30/23 07:58	08/31/23 01:01	1
Benzo[b]fluoranthene	ND		18	3.6	ug/Kg	☼	08/30/23 07:58	08/31/23 01:01	1
Benzo[g,h,i]perylene	ND		18	3.6	ug/Kg	☼	08/30/23 07:58	08/31/23 01:01	1
Benzo[k]fluoranthene	ND		18	3.6	ug/Kg	☼	08/30/23 07:58	08/31/23 01:01	1
Butyl benzyl phthalate	ND		180	72	ug/Kg	☼	08/30/23 07:58	08/31/23 01:01	1
Caprolactam	ND	cn	180	36	ug/Kg	☼	08/30/23 07:58	08/31/23 01:01	1
Carbazole	ND		40	18	ug/Kg	☼	08/30/23 07:58	08/31/23 01:01	1
Chrysene	ND		18	3.6	ug/Kg	☼	08/30/23 07:58	08/31/23 01:01	1

Client Sample Results

Client: Integral Consulting Inc

NYSERDA FOIL Response, January 30, 2024 (R000359-122823)

PDF Page 374 of 526

Job ID: 410-140330-1

Project/Site: Solar Farm/Battery NY State

Client Sample ID: TP-3 (4-4.25)

Lab Sample ID: 410-140330-2

Date Collected: 08/24/23 08:55

Matrix: Solid

Date Received: 08/25/23 10:04

Percent Solids: 91.6

Method: SW846 8270E - Semivolatile Organic Compounds (GC/MS) (Continued)

Analyte	Result	Qualifier	RL	MDL	Unit	D	Prepared	Analyzed	Dil Fac
Di-n-butyl phthalate	ND		180	72	ug/Kg	☼	08/30/23 07:58	08/31/23 01:01	1
Di-n-octyl phthalate	ND		180	72	ug/Kg	☼	08/30/23 07:58	08/31/23 01:01	1
Dibenz(a,h)anthracene	ND		18	7.2	ug/Kg	☼	08/30/23 07:58	08/31/23 01:01	1
Dibenzofuran	ND		40	18	ug/Kg	☼	08/30/23 07:58	08/31/23 01:01	1
Diethyl phthalate	ND		180	72	ug/Kg	☼	08/30/23 07:58	08/31/23 01:01	1
Dimethyl phthalate	ND		180	72	ug/Kg	☼	08/30/23 07:58	08/31/23 01:01	1
Fluoranthene	ND		18	3.6	ug/Kg	☼	08/30/23 07:58	08/31/23 01:01	1
Fluorene	ND		18	3.6	ug/Kg	☼	08/30/23 07:58	08/31/23 01:01	1
Hexachlorobenzene	ND		18	7.2	ug/Kg	☼	08/30/23 07:58	08/31/23 01:01	1
Hexachlorobutadiene	ND		54	22	ug/Kg	☼	08/30/23 07:58	08/31/23 01:01	1
Hexachlorocyclopentadiene	ND		540	180	ug/Kg	☼	08/30/23 07:58	08/31/23 01:01	1
Hexachloroethane	ND		180	36	ug/Kg	☼	08/30/23 07:58	08/31/23 01:01	1
Indeno[1,2,3-cd]pyrene	ND		18	4.3	ug/Kg	☼	08/30/23 07:58	08/31/23 01:01	1
Isophorone	ND		72	18	ug/Kg	☼	08/30/23 07:58	08/31/23 01:01	1
N-Nitrosodi-n-propylamine	ND		72	36	ug/Kg	☼	08/30/23 07:58	08/31/23 01:01	1
N-Nitrosodiphenylamine	ND		40	18	ug/Kg	☼	08/30/23 07:58	08/31/23 01:01	1
Naphthalene	ND		18	7.2	ug/Kg	☼	08/30/23 07:58	08/31/23 01:01	1
Nitrobenzene	ND		40	18	ug/Kg	☼	08/30/23 07:58	08/31/23 01:01	1
Pentachlorophenol	ND	cn	180	72	ug/Kg	☼	08/30/23 07:58	08/31/23 01:01	1
Phenanthrene	ND		18	4.3	ug/Kg	☼	08/30/23 07:58	08/31/23 01:01	1
Phenol	ND		40	18	ug/Kg	☼	08/30/23 07:58	08/31/23 01:01	1
Pyrene	ND		18	3.6	ug/Kg	☼	08/30/23 07:58	08/31/23 01:01	1
Bis(2-chloroethoxy)methane	ND		40	18	ug/Kg	☼	08/30/23 07:58	08/31/23 01:01	1
Bis(2-chloroethyl)ether	ND		40	18	ug/Kg	☼	08/30/23 07:58	08/31/23 01:01	1
Bis(2-ethylhexyl) phthalate	ND		180	72	ug/Kg	☼	08/30/23 07:58	08/31/23 01:01	1

Tentatively Identified Compound	Est. Result	Qualifier	Unit	D	RT	CAS No.	Prepared	Analyzed	Dil Fac
Unknown	2200	T J B	ug/Kg	☼	2.03	N/A	08/30/23 07:58	08/31/23 01:01	1
Unknown	150	T J	ug/Kg	☼	11.02	N/A	08/30/23 07:58	08/31/23 01:01	1

Surrogate	%Recovery	Qualifier	Limits	Prepared	Analyzed	Dil Fac
2,4,6-Tribromophenol (Surr)	74		10 - 138	08/30/23 07:58	08/31/23 01:01	1
2-Fluorobiphenyl (Surr)	63		37 - 120	08/30/23 07:58	08/31/23 01:01	1
2-Fluorophenol (Surr)	55		22 - 120	08/30/23 07:58	08/31/23 01:01	1
Nitrobenzene-d5 (Surr)	67		26 - 120	08/30/23 07:58	08/31/23 01:01	1
p-Terphenyl-d14 (Surr)	78		40 - 133	08/30/23 07:58	08/31/23 01:01	1
Phenol-d5 (Surr)	58		27 - 120	08/30/23 07:58	08/31/23 01:01	1

Method: SW846 6010D - Metals (ICP)

Analyte	Result	Qualifier	RL	MDL	Unit	D	Prepared	Analyzed	Dil Fac
Lithium	ND		4.0	1.6	mg/Kg	☼	08/27/23 20:21	08/28/23 09:51	1

Method: SW846 6020B - Metals (ICP/MS)

Analyte	Result	Qualifier	RL	MDL	Unit	D	Prepared	Analyzed	Dil Fac
Aluminum	7400		16	7.9	mg/Kg	☼	08/27/23 20:21	08/31/23 18:09	2
Antimony	ND		0.16	0.064	mg/Kg	☼	08/27/23 20:21	08/31/23 18:09	2
Arsenic	1.3		0.32	0.11	mg/Kg	☼	08/27/23 20:21	08/31/23 18:09	2
Barium	65		0.32	0.15	mg/Kg	☼	08/27/23 20:21	08/31/23 18:09	2
Beryllium	0.31		0.080	0.019	mg/Kg	☼	08/27/23 20:21	08/31/23 18:09	2
Cadmium	ND		0.080	0.032	mg/Kg	☼	08/27/23 20:21	08/31/23 18:09	2

Eurofins Lancaster Laboratories Environment Testing, LLC

Client Sample Results

Client: Integral Consulting Inc

NYSERDA FOIL Response, January 30, 2024 (R000359-122823)

PDF Page 375 of 526

Job ID: 410-140330-1

Project/Site: Solar Farm/Battery NY State

Client Sample ID: TP-3 (4-4.25)

Lab Sample ID: 410-140330-2

Date Collected: 08/24/23 08:55

Matrix: Solid

Date Received: 08/25/23 10:04

Percent Solids: 91.6

Method: SW846 6020B - Metals (ICP/MS) (Continued)

Analyte	Result	Qualifier	RL	MDL	Unit	D	Prepared	Analyzed	Dil Fac
Calcium	190000		800	390	mg/Kg	☼	08/27/23 20:21	08/31/23 18:51	50
Chromium	12		0.32	0.15	mg/Kg	☼	08/27/23 20:21	08/31/23 18:09	2
Cobalt	3.8		0.16	0.064	mg/Kg	☼	08/27/23 20:21	08/31/23 18:09	2
Copper	7.0		0.32	0.14	mg/Kg	☼	08/27/23 20:21	08/31/23 18:09	2
Iron	9800		16	7.3	mg/Kg	☼	08/27/23 20:21	08/31/23 18:09	2
Lead	4.2		0.16	0.061	mg/Kg	☼	08/27/23 20:21	08/31/23 18:09	2
Magnesium	14000		8.0	3.9	mg/Kg	☼	08/27/23 20:21	08/31/23 18:09	2
Manganese	370		0.32	0.16	mg/Kg	☼	08/27/23 20:21	08/31/23 18:09	2
Nickel	7.6		0.32	0.15	mg/Kg	☼	08/27/23 20:21	08/31/23 18:09	2
Potassium	2100		32	13	mg/Kg	☼	08/27/23 20:21	08/31/23 18:09	2
Selenium	ND		0.32	0.080	mg/Kg	☼	08/27/23 20:21	08/31/23 18:09	2
Silver	ND		0.080	0.032	mg/Kg	☼	08/27/23 20:21	08/31/23 18:09	2
Sodium	240		40	19	mg/Kg	☼	08/27/23 20:21	08/31/23 18:09	2
Thallium	0.097		0.080	0.031	mg/Kg	☼	08/27/23 20:21	08/31/23 18:09	2
Zinc	17 J		24	3.2	mg/Kg	☼	08/27/23 20:21	08/31/23 18:09	2
Vanadium	18		0.64	0.16	mg/Kg	☼	08/27/23 20:21	08/31/23 18:09	2

Method: SW846 7471B - Mercury (CVAA)

Analyte	Result	Qualifier	RL	MDL	Unit	D	Prepared	Analyzed	Dil Fac
Mercury	ND		0.065	0.022	mg/Kg	☼	08/28/23 05:53	08/29/23 13:37	1

General Chemistry

Analyte	Result	Qualifier	RL	MDL	Unit	D	Prepared	Analyzed	Dil Fac
Percent Moisture (EPA Moisture)	8.4		1.0	1.0	%			08/25/23 12:49	1

Client Sample ID: TP-2 (1-1.25)

Lab Sample ID: 410-140330-3

Date Collected: 08/24/23 09:35

Matrix: Solid

Date Received: 08/25/23 10:04

Percent Solids: 77.6

Method: SW846 8260D - Volatile Organic Compounds by GC/MS

Analyte	Result	Qualifier	RL	MDL	Unit	D	Prepared	Analyzed	Dil Fac
1,1,1-Trichloroethane	ND		5.6	0.67	ug/Kg	☼	08/27/23 12:47	08/29/23 19:28	1
1,1,2-Trichloroethane	ND		5.6	0.56	ug/Kg	☼	08/27/23 12:47	08/29/23 19:28	1
1,1-Dichloroethene	ND		5.6	0.56	ug/Kg	☼	08/27/23 12:47	08/29/23 19:28	1
1,2,4-Trichlorobenzene	ND		11	5.6	ug/Kg	☼	08/27/23 12:47	08/29/23 19:28	1
1,2-Dichlorobenzene	ND		5.6	0.78	ug/Kg	☼	08/27/23 12:47	08/29/23 19:28	1
1,2-Dichloroethane	ND		5.6	0.67	ug/Kg	☼	08/27/23 12:47	08/29/23 19:28	1
1,2-Dichloropropane	ND		5.6	0.56	ug/Kg	☼	08/27/23 12:47	08/29/23 19:28	1
1,4-Dichlorobenzene	ND		5.6	0.78	ug/Kg	☼	08/27/23 12:47	08/29/23 19:28	1
Benzene	ND		5.6	0.56	ug/Kg	☼	08/27/23 12:47	08/29/23 19:28	1
Bromodichloromethane	ND		5.6	0.78	ug/Kg	☼	08/27/23 12:47	08/29/23 19:28	1
Bromoform	ND		11	5.6	ug/Kg	☼	08/27/23 12:47	08/29/23 19:28	1
Carbon tetrachloride	ND		5.6	0.78	ug/Kg	☼	08/27/23 12:47	08/29/23 19:28	1
Chlorobenzene	ND		5.6	0.78	ug/Kg	☼	08/27/23 12:47	08/29/23 19:28	1
Chloroform	ND		5.6	0.67	ug/Kg	☼	08/27/23 12:47	08/29/23 19:28	1
cis-1,2-Dichloroethene	ND		5.6	0.56	ug/Kg	☼	08/27/23 12:47	08/29/23 19:28	1
Dibromochloromethane	ND		5.6	0.56	ug/Kg	☼	08/27/23 12:47	08/29/23 19:28	1
Ethylbenzene	ND		5.6	0.78	ug/Kg	☼	08/27/23 12:47	08/29/23 19:28	1
m&p-Xylene	ND		5.6	2.2	ug/Kg	☼	08/27/23 12:47	08/29/23 19:28	1
Methylene Chloride	ND		5.6	2.2	ug/Kg	☼	08/27/23 12:47	08/29/23 19:28	1

Eurofins Lancaster Laboratories Environment Testing, LLC

Client Sample Results

Client: Integral Consulting Inc

NYSERDA FOIL Response, January 30, 2024 (R000359-122823)

PDF Page 376 of 526

Job ID: 410-140330-1

Project/Site: Solar Farm/Battery NY State

Client Sample ID: TP-2 (1-1.25)

Lab Sample ID: 410-140330-3

Date Collected: 08/24/23 09:35

Matrix: Solid

Date Received: 08/25/23 10:04

Percent Solids: 77.6

Method: SW846 8260D - Volatile Organic Compounds by GC/MS (Continued)

Analyte	Result	Qualifier	RL	MDL	Unit	D	Prepared	Analyzed	Dil Fac
o-Xylene	ND		5.6	0.78	ug/Kg	☼	08/27/23 12:47	08/29/23 19:28	1
Styrene	ND		5.6	0.78	ug/Kg	☼	08/27/23 12:47	08/29/23 19:28	1
Tetrachloroethene	ND		5.6	0.78	ug/Kg	☼	08/27/23 12:47	08/29/23 19:28	1
Toluene	0.91	J	5.6	0.67	ug/Kg	☼	08/27/23 12:47	08/29/23 19:28	1
trans-1,2-Dichloroethene	ND		5.6	0.56	ug/Kg	☼	08/27/23 12:47	08/29/23 19:28	1
Trichloroethene	ND		5.6	0.56	ug/Kg	☼	08/27/23 12:47	08/29/23 19:28	1
Vinyl chloride	ND		5.6	0.67	ug/Kg	☼	08/27/23 12:47	08/29/23 19:28	1

Tentatively Identified Compound	Est. Result	Qualifier	Unit	D	RT	CAS No.	Prepared	Analyzed	Dil Fac
Acetone	7.5	T J N	ug/Kg	☼	3.15	67-64-1	08/27/23 12:47	08/29/23 19:28	1
Unknown	6.6	T J	ug/Kg	☼	3.81	N/A	08/27/23 12:47	08/29/23 19:28	1
Pentanal	6.6	T J N	ug/Kg	☼	8.09	110-62-3	08/27/23 12:47	08/29/23 19:28	1
Hexanal	58	T J N	ug/Kg	☼	10.22	66-25-1	08/27/23 12:47	08/29/23 19:28	1

Surrogate	%Recovery	Qualifier	Limits	Prepared	Analyzed	Dil Fac
4-Bromofluorobenzene (Surr)	92		50 - 131	08/27/23 12:47	08/29/23 19:28	1
1,2-Dichloroethane-d4 (Surr)	108		54 - 135	08/27/23 12:47	08/29/23 19:28	1
Dibromofluoromethane (Surr)	105		50 - 141	08/27/23 12:47	08/29/23 19:28	1
Toluene-d8 (Surr)	96		52 - 141	08/27/23 12:47	08/29/23 19:28	1

Method: SW846 8270E - Semivolatile Organic Compounds (GC/MS)

Analyte	Result	Qualifier	RL	MDL	Unit	D	Prepared	Analyzed	Dil Fac
1,1'-Biphenyl	ND		47	21	ug/Kg	☼	08/30/23 07:58	08/31/23 01:22	1
2,2'-oxybis[1-chloropropane]	ND		56	26	ug/Kg	☼	08/30/23 07:58	08/31/23 01:22	1
2,4,5-Trichlorophenol	ND		47	21	ug/Kg	☼	08/30/23 07:58	08/31/23 01:22	1
2,4,6-Trichlorophenol	ND		47	21	ug/Kg	☼	08/30/23 07:58	08/31/23 01:22	1
2,4-Dichlorophenol	ND		56	26	ug/Kg	☼	08/30/23 07:58	08/31/23 01:22	1
2,4-Dimethylphenol	ND		47	21	ug/Kg	☼	08/30/23 07:58	08/31/23 01:22	1
2,4-Dinitrophenol	ND	*- cn	1300	210	ug/Kg	☼	08/30/23 07:58	08/31/23 01:22	1
2,4-Dinitrotoluene	ND		210	43	ug/Kg	☼	08/30/23 07:58	08/31/23 01:22	1
2,6-Dinitrotoluene	ND		47	21	ug/Kg	☼	08/30/23 07:58	08/31/23 01:22	1
2-Chloronaphthalene	ND	cn	43	17	ug/Kg	☼	08/30/23 07:58	08/31/23 01:22	1
2-Chlorophenol	ND		47	21	ug/Kg	☼	08/30/23 07:58	08/31/23 01:22	1
2-Methylnaphthalene	ND		21	6.4	ug/Kg	☼	08/30/23 07:58	08/31/23 01:22	1
2-Methylphenol	ND		64	26	ug/Kg	☼	08/30/23 07:58	08/31/23 01:22	1
2-Nitroaniline	ND		64	21	ug/Kg	☼	08/30/23 07:58	08/31/23 01:22	1
2-Nitrophenol	ND		64	26	ug/Kg	☼	08/30/23 07:58	08/31/23 01:22	1
3,3'-Dichlorobenzidine	ND		210	43	ug/Kg	☼	08/30/23 07:58	08/31/23 01:22	1
3-Nitroaniline	ND		210	43	ug/Kg	☼	08/30/23 07:58	08/31/23 01:22	1
4,6-Dinitro-2-methylphenol	ND	*- cn	640	210	ug/Kg	☼	08/30/23 07:58	08/31/23 01:22	1
4-Bromophenyl phenyl ether	ND		47	21	ug/Kg	☼	08/30/23 07:58	08/31/23 01:22	1
4-Chloro-3-methylphenol	ND		64	26	ug/Kg	☼	08/30/23 07:58	08/31/23 01:22	1
4-Chloroaniline	ND		210	43	ug/Kg	☼	08/30/23 07:58	08/31/23 01:22	1
4-Chlorophenyl phenyl ether	ND		47	21	ug/Kg	☼	08/30/23 07:58	08/31/23 01:22	1
4-Methylphenol	ND		64	21	ug/Kg	☼	08/30/23 07:58	08/31/23 01:22	1
4-Nitroaniline	ND		210	43	ug/Kg	☼	08/30/23 07:58	08/31/23 01:22	1
4-Nitrophenol	ND		640	210	ug/Kg	☼	08/30/23 07:58	08/31/23 01:22	1
Acenaphthene	ND		21	4.3	ug/Kg	☼	08/30/23 07:58	08/31/23 01:22	1
Acenaphthylene	32		21	5.2	ug/Kg	☼	08/30/23 07:58	08/31/23 01:22	1
Acetophenone	ND		64	21	ug/Kg	☼	08/30/23 07:58	08/31/23 01:22	1

Eurofins Lancaster Laboratories Environment Testing, LLC

Client Sample Results

Client: Integral Consulting Inc

NYSERDA FOIL Response, January 30, 2024 (R000359-122823)

PDF Page 377 of 526

Job ID: 410-140330-1

Project/Site: Solar Farm/Battery NY State

Client Sample ID: TP-2 (1-1.25)

Lab Sample ID: 410-140330-3

Date Collected: 08/24/23 09:35

Matrix: Solid

Date Received: 08/25/23 10:04

Percent Solids: 77.6

Method: SW846 8270E - Semivolatile Organic Compounds (GC/MS) (Continued)

Analyte	Result	Qualifier	RL	MDL	Unit	D	Prepared	Analyzed	Dil Fac
Anthracene	12	J	21	4.3	ug/Kg	☼	08/30/23 07:58	08/31/23 01:22	1
Atrazine	ND		210	86	ug/Kg	☼	08/30/23 07:58	08/31/23 01:22	1
Benzaldehyde	ND		210	43	ug/Kg	☼	08/30/23 07:58	08/31/23 01:22	1
Benzo[a]anthracene	61		21	4.3	ug/Kg	☼	08/30/23 07:58	08/31/23 01:22	1
Benzo[a]pyrene	87		21	4.3	ug/Kg	☼	08/30/23 07:58	08/31/23 01:22	1
Benzo[b]fluoranthene	120		21	4.3	ug/Kg	☼	08/30/23 07:58	08/31/23 01:22	1
Benzo[g,h,i]perylene	77		21	4.3	ug/Kg	☼	08/30/23 07:58	08/31/23 01:22	1
Benzo[k]fluoranthene	46		21	4.3	ug/Kg	☼	08/30/23 07:58	08/31/23 01:22	1
Butyl benzyl phthalate	ND		210	86	ug/Kg	☼	08/30/23 07:58	08/31/23 01:22	1
Caprolactam	ND	cn	210	43	ug/Kg	☼	08/30/23 07:58	08/31/23 01:22	1
Carbazole	ND		47	21	ug/Kg	☼	08/30/23 07:58	08/31/23 01:22	1
Chrysene	100		21	4.3	ug/Kg	☼	08/30/23 07:58	08/31/23 01:22	1
Di-n-butyl phthalate	ND		210	86	ug/Kg	☼	08/30/23 07:58	08/31/23 01:22	1
Di-n-octyl phthalate	ND		210	86	ug/Kg	☼	08/30/23 07:58	08/31/23 01:22	1
Dibenz(a,h)anthracene	18	J	21	8.6	ug/Kg	☼	08/30/23 07:58	08/31/23 01:22	1
Dibenzofuran	ND		47	21	ug/Kg	☼	08/30/23 07:58	08/31/23 01:22	1
Diethyl phthalate	ND		210	86	ug/Kg	☼	08/30/23 07:58	08/31/23 01:22	1
Dimethyl phthalate	ND		210	86	ug/Kg	☼	08/30/23 07:58	08/31/23 01:22	1
Fluoranthene	110		21	4.3	ug/Kg	☼	08/30/23 07:58	08/31/23 01:22	1
Fluorene	ND		21	4.3	ug/Kg	☼	08/30/23 07:58	08/31/23 01:22	1
Hexachlorobenzene	ND		21	8.6	ug/Kg	☼	08/30/23 07:58	08/31/23 01:22	1
Hexachlorobutadiene	ND		64	26	ug/Kg	☼	08/30/23 07:58	08/31/23 01:22	1
Hexachlorocyclopentadiene	ND		640	210	ug/Kg	☼	08/30/23 07:58	08/31/23 01:22	1
Hexachloroethane	ND		210	43	ug/Kg	☼	08/30/23 07:58	08/31/23 01:22	1
Indeno[1,2,3-cd]pyrene	75		21	5.2	ug/Kg	☼	08/30/23 07:58	08/31/23 01:22	1
Isophorone	ND		86	21	ug/Kg	☼	08/30/23 07:58	08/31/23 01:22	1
N-Nitrosodi-n-propylamine	ND		86	43	ug/Kg	☼	08/30/23 07:58	08/31/23 01:22	1
N-Nitrosodiphenylamine	ND		47	21	ug/Kg	☼	08/30/23 07:58	08/31/23 01:22	1
Naphthalene	ND		21	8.6	ug/Kg	☼	08/30/23 07:58	08/31/23 01:22	1
Nitrobenzene	ND		47	21	ug/Kg	☼	08/30/23 07:58	08/31/23 01:22	1
Pentachlorophenol	ND	cn	210	86	ug/Kg	☼	08/30/23 07:58	08/31/23 01:22	1
Phenanthrene	31		21	5.2	ug/Kg	☼	08/30/23 07:58	08/31/23 01:22	1
Phenol	ND		47	21	ug/Kg	☼	08/30/23 07:58	08/31/23 01:22	1
Pyrene	110		21	4.3	ug/Kg	☼	08/30/23 07:58	08/31/23 01:22	1
Bis(2-chloroethoxy)methane	ND		47	21	ug/Kg	☼	08/30/23 07:58	08/31/23 01:22	1
Bis(2-chloroethyl)ether	ND		47	21	ug/Kg	☼	08/30/23 07:58	08/31/23 01:22	1
Bis(2-ethylhexyl) phthalate	ND		210	86	ug/Kg	☼	08/30/23 07:58	08/31/23 01:22	1

Tentatively Identified Compound	Est. Result	Qualifier	Unit	D	RT	CAS No.	Prepared	Analyzed	Dil Fac
<i>Erucic acid</i>	2900	T J N	ug/Kg	☼	9.14	112-86-7	08/30/23 07:58	08/31/23 01:22	1
<i>n-Hexadecanoic acid</i>	7200	T J N	ug/Kg	☼	9.19	57-10-3	08/30/23 07:58	08/31/23 01:22	1
<i>Unknown</i>	2500	T J	ug/Kg	☼	9.95	N/A	08/30/23 07:58	08/31/23 01:22	1
<i>Unknown</i>	2300	T J	ug/Kg	☼	10.39	N/A	08/30/23 07:58	08/31/23 01:22	1
<i>Unknown</i>	2300	T J	ug/Kg	☼	10.57	N/A	08/30/23 07:58	08/31/23 01:22	1
<i>Unknown</i>	13000	T J	ug/Kg	☼	11.07	N/A	08/30/23 07:58	08/31/23 01:22	1
<i>Phosphonic acid, dioctadecyl ester</i>	17000	T J N	ug/Kg	☼	11.69	19047-85-9	08/30/23 07:58	08/31/23 01:22	1
<i>Unknown</i>	2600	T J	ug/Kg	☼	11.90	N/A	08/30/23 07:58	08/31/23 01:22	1
<i>Hexatriacontane</i>	9700	T J N	ug/Kg	☼	12.86	630-06-8	08/30/23 07:58	08/31/23 01:22	1
<i>Unknown</i>	2800	T J	ug/Kg	☼	12.92	N/A	08/30/23 07:58	08/31/23 01:22	1
<i>Campesterol</i>	3300	T J N	ug/Kg	☼	13.23	474-62-4	08/30/23 07:58	08/31/23 01:22	1

Eurofins Lancaster Laboratories Environment Testing, LLC

Client Sample Results

Client: Integral Consulting Inc

NYSERDA FOIL Response, January 30, 2024 (R000359-122823)

PDF Page 378 of 526

Job ID: 410-140330-1

Project/Site: Solar Farm/Battery NY State

Client Sample ID: TP-2 (1-1.25)

Lab Sample ID: 410-140330-3

Date Collected: 08/24/23 09:35

Matrix: Solid

Date Received: 08/25/23 10:04

Percent Solids: 77.6

Method: SW846 8270E - Semivolatile Organic Compounds (GC/MS) (Continued)

Tentatively Identified Compound	Est. Result	Qualifier	Unit	D	RT	CAS No.	Prepared	Analyzed	Dil Fac
.gamma.-Sitosterol	12000	T J N	ug/Kg	☼	13.49	83-47-6	08/30/23 07:58	08/31/23 01:22	1
Unknown	2400	T J	ug/Kg	☼	13.76	N/A	08/30/23 07:58	08/31/23 01:22	1
Testosterone	2600	T J N	ug/Kg	☼	13.87	58-22-0	08/30/23 07:58	08/31/23 01:22	1
Unknown	2300	T J	ug/Kg	☼	13.99	N/A	08/30/23 07:58	08/31/23 01:22	1
Surrogate	%Recovery	Qualifier	Limits				Prepared	Analyzed	Dil Fac
2,4,6-Tribromophenol (Surr)	75		10 - 138				08/30/23 07:58	08/31/23 01:22	1
2-Fluorobiphenyl (Surr)	72		37 - 120				08/30/23 07:58	08/31/23 01:22	1
2-Fluorophenol (Surr)	57		22 - 120				08/30/23 07:58	08/31/23 01:22	1
Nitrobenzene-d5 (Surr)	73		26 - 120				08/30/23 07:58	08/31/23 01:22	1
p-Terphenyl-d14 (Surr)	82		40 - 133				08/30/23 07:58	08/31/23 01:22	1
Phenol-d5 (Surr)	62		27 - 120				08/30/23 07:58	08/31/23 01:22	1

Method: SW846 6010D - Metals (ICP)

Analyte	Result	Qualifier	RL	MDL	Unit	D	Prepared	Analyzed	Dil Fac
Lithium	19	J	25	9.9	mg/Kg	☼	08/27/23 20:21	08/28/23 18:29	5

Method: SW846 6020B - Metals (ICP/MS)

Analyte	Result	Qualifier	RL	MDL	Unit	D	Prepared	Analyzed	Dil Fac
Aluminum	35000		99	49	mg/Kg	☼	08/27/23 20:21	08/31/23 18:07	10
Antimony	0.12	J	0.20	0.079	mg/Kg	☼	08/27/23 20:21	08/31/23 18:05	2
Arsenic	4.1		0.40	0.13	mg/Kg	☼	08/27/23 20:21	08/31/23 18:05	2
Barium	220		2.0	0.91	mg/Kg	☼	08/27/23 20:21	08/31/23 18:07	10
Beryllium	1.4		0.099	0.024	mg/Kg	☼	08/27/23 20:21	08/31/23 18:05	2
Cadmium	0.20		0.099	0.040	mg/Kg	☼	08/27/23 20:21	08/31/23 18:05	2
Calcium	3900		40	19	mg/Kg	☼	08/27/23 20:21	08/31/23 18:05	2
Chromium	48		0.40	0.19	mg/Kg	☼	08/27/23 20:21	08/31/23 18:05	2
Cobalt	19		0.20	0.079	mg/Kg	☼	08/27/23 20:21	08/31/23 18:05	2
Copper	22		0.40	0.18	mg/Kg	☼	08/27/23 20:21	08/31/23 18:05	2
Iron	38000		99	46	mg/Kg	☼	08/27/23 20:21	08/31/23 18:07	10
Lead	25		0.20	0.075	mg/Kg	☼	08/27/23 20:21	08/31/23 18:05	2
Magnesium	9900		9.9	4.9	mg/Kg	☼	08/27/23 20:21	08/31/23 18:05	2
Manganese	860		0.40	0.20	mg/Kg	☼	08/27/23 20:21	08/31/23 18:05	2
Nickel	29		0.40	0.19	mg/Kg	☼	08/27/23 20:21	08/31/23 18:05	2
Potassium	6000		40	16	mg/Kg	☼	08/27/23 20:21	08/31/23 18:05	2
Selenium	0.41		0.40	0.099	mg/Kg	☼	08/27/23 20:21	08/31/23 18:05	2
Silver	0.055	J	0.099	0.040	mg/Kg	☼	08/27/23 20:21	08/31/23 18:05	2
Sodium	200		50	24	mg/Kg	☼	08/27/23 20:21	08/31/23 18:05	2
Thallium	0.37		0.099	0.039	mg/Kg	☼	08/27/23 20:21	08/31/23 18:05	2
Zinc	100		30	4.0	mg/Kg	☼	08/27/23 20:21	08/31/23 18:05	2
Vanadium	75		0.79	0.20	mg/Kg	☼	08/27/23 20:21	08/31/23 18:05	2

Method: SW846 7471B - Mercury (CVAA)

Analyte	Result	Qualifier	RL	MDL	Unit	D	Prepared	Analyzed	Dil Fac
Mercury	0.051	J	0.077	0.026	mg/Kg	☼	08/28/23 05:53	08/29/23 13:29	1

General Chemistry

Analyte	Result	Qualifier	RL	MDL	Unit	D	Prepared	Analyzed	Dil Fac
Percent Moisture (EPA Moisture)	22.4		1.0	1.0	%			08/25/23 12:49	1

Client Sample Results

Client: Integral Consulting Inc

NYSERDA FOIL Response, January 30, 2024 (R000359-122823)

PDF Page 379 of 526

Job ID: 410-140330-1

Project/Site: Solar Farm/Battery NY State

Client Sample ID: TP-2 (5.5-6)

Lab Sample ID: 410-140330-4

Date Collected: 08/24/23 09:50

Matrix: Solid

Date Received: 08/25/23 10:04

Percent Solids: 79.0

Method: SW846 8260D - Volatile Organic Compounds by GC/MS

Analyte	Result	Qualifier	RL	MDL	Unit	D	Prepared	Analyzed	Dil Fac
1,1,1-Trichloroethane	ND		5.8	0.69	ug/Kg	☼	08/27/23 12:47	08/29/23 19:51	1
1,1,2-Trichloroethane	ND		5.8	0.58	ug/Kg	☼	08/27/23 12:47	08/29/23 19:51	1
1,1-Dichloroethene	ND		5.8	0.58	ug/Kg	☼	08/27/23 12:47	08/29/23 19:51	1
1,2,4-Trichlorobenzene	ND		12	5.8	ug/Kg	☼	08/27/23 12:47	08/29/23 19:51	1
1,2-Dichlorobenzene	ND		5.8	0.81	ug/Kg	☼	08/27/23 12:47	08/29/23 19:51	1
1,2-Dichloroethane	ND		5.8	0.69	ug/Kg	☼	08/27/23 12:47	08/29/23 19:51	1
1,2-Dichloropropane	ND		5.8	0.58	ug/Kg	☼	08/27/23 12:47	08/29/23 19:51	1
1,4-Dichlorobenzene	ND		5.8	0.81	ug/Kg	☼	08/27/23 12:47	08/29/23 19:51	1
Benzene	ND		5.8	0.58	ug/Kg	☼	08/27/23 12:47	08/29/23 19:51	1
Bromodichloromethane	ND		5.8	0.81	ug/Kg	☼	08/27/23 12:47	08/29/23 19:51	1
Bromoform	ND		12	5.8	ug/Kg	☼	08/27/23 12:47	08/29/23 19:51	1
Carbon tetrachloride	ND		5.8	0.81	ug/Kg	☼	08/27/23 12:47	08/29/23 19:51	1
Chlorobenzene	ND		5.8	0.81	ug/Kg	☼	08/27/23 12:47	08/29/23 19:51	1
Chloroform	ND		5.8	0.69	ug/Kg	☼	08/27/23 12:47	08/29/23 19:51	1
cis-1,2-Dichloroethene	ND		5.8	0.58	ug/Kg	☼	08/27/23 12:47	08/29/23 19:51	1
Dibromochloromethane	ND		5.8	0.58	ug/Kg	☼	08/27/23 12:47	08/29/23 19:51	1
Ethylbenzene	ND		5.8	0.81	ug/Kg	☼	08/27/23 12:47	08/29/23 19:51	1
m&p-Xylene	ND		5.8	2.3	ug/Kg	☼	08/27/23 12:47	08/29/23 19:51	1
Methylene Chloride	ND		5.8	2.3	ug/Kg	☼	08/27/23 12:47	08/29/23 19:51	1
o-Xylene	ND		5.8	0.81	ug/Kg	☼	08/27/23 12:47	08/29/23 19:51	1
Styrene	ND		5.8	0.81	ug/Kg	☼	08/27/23 12:47	08/29/23 19:51	1
Tetrachloroethene	ND		5.8	0.81	ug/Kg	☼	08/27/23 12:47	08/29/23 19:51	1
Toluene	ND		5.8	0.69	ug/Kg	☼	08/27/23 12:47	08/29/23 19:51	1
trans-1,2-Dichloroethene	ND		5.8	0.58	ug/Kg	☼	08/27/23 12:47	08/29/23 19:51	1
Trichloroethene	ND		5.8	0.58	ug/Kg	☼	08/27/23 12:47	08/29/23 19:51	1
Vinyl chloride	ND		5.8	0.69	ug/Kg	☼	08/27/23 12:47	08/29/23 19:51	1

Tentatively Identified Compound	Est. Result	Qualifier	Unit	D	RT	CAS No.	Prepared	Analyzed	Dil Fac
Tentatively Identified Compound	None		ug/Kg	☼		N/A	08/27/23 12:47	08/29/23 19:51	1

Surrogate	%Recovery	Qualifier	Limits	Prepared	Analyzed	Dil Fac
4-Bromofluorobenzene (Surr)	92		50 - 131	08/27/23 12:47	08/29/23 19:51	1
1,2-Dichloroethane-d4 (Surr)	112		54 - 135	08/27/23 12:47	08/29/23 19:51	1
Dibromofluoromethane (Surr)	107		50 - 141	08/27/23 12:47	08/29/23 19:51	1
Toluene-d8 (Surr)	95		52 - 141	08/27/23 12:47	08/29/23 19:51	1

Method: SW846 8270E - Semivolatile Organic Compounds (GC/MS)

Analyte	Result	Qualifier	RL	MDL	Unit	D	Prepared	Analyzed	Dil Fac
1,1'-Biphenyl	ND		46	21	ug/Kg	☼	08/30/23 07:58	08/31/23 01:44	1
2,2'-oxybis[1-chloropropane]	ND		55	25	ug/Kg	☼	08/30/23 07:58	08/31/23 01:44	1
2,4,5-Trichlorophenol	ND		46	21	ug/Kg	☼	08/30/23 07:58	08/31/23 01:44	1
2,4,6-Trichlorophenol	ND		46	21	ug/Kg	☼	08/30/23 07:58	08/31/23 01:44	1
2,4-Dichlorophenol	ND		55	25	ug/Kg	☼	08/30/23 07:58	08/31/23 01:44	1
2,4-Dimethylphenol	ND		46	21	ug/Kg	☼	08/30/23 07:58	08/31/23 01:44	1
2,4-Dinitrophenol	ND	*- cn	1300	210	ug/Kg	☼	08/30/23 07:58	08/31/23 01:44	1
2,4-Dinitrotoluene	ND		210	42	ug/Kg	☼	08/30/23 07:58	08/31/23 01:44	1
2,6-Dinitrotoluene	ND		46	21	ug/Kg	☼	08/30/23 07:58	08/31/23 01:44	1
2-Chloronaphthalene	ND	cn	42	17	ug/Kg	☼	08/30/23 07:58	08/31/23 01:44	1
2-Chlorophenol	ND		46	21	ug/Kg	☼	08/30/23 07:58	08/31/23 01:44	1
2-Methylnaphthalene	ND		21	6.3	ug/Kg	☼	08/30/23 07:58	08/31/23 01:44	1

Eurofins Lancaster Laboratories Environment Testing, LLC

Client Sample Results

Client: Integral Consulting Inc

NYSERDA FOIL Response, January 30, 2024 (R000359-122823)

PDF Page 380 of 526

Job ID: 410-140330-1

Project/Site: Solar Farm/Battery NY State

Client Sample ID: TP-2 (5.5-6)

Lab Sample ID: 410-140330-4

Date Collected: 08/24/23 09:50

Matrix: Solid

Date Received: 08/25/23 10:04

Percent Solids: 79.0

Method: SW846 8270E - Semivolatile Organic Compounds (GC/MS) (Continued)

Analyte	Result	Qualifier	RL	MDL	Unit	D	Prepared	Analyzed	Dil Fac
2-Methylphenol	ND		63	25	ug/Kg	☼	08/30/23 07:58	08/31/23 01:44	1
2-Nitroaniline	ND		63	21	ug/Kg	☼	08/30/23 07:58	08/31/23 01:44	1
2-Nitrophenol	ND		63	25	ug/Kg	☼	08/30/23 07:58	08/31/23 01:44	1
3,3'-Dichlorobenzidine	ND		210	42	ug/Kg	☼	08/30/23 07:58	08/31/23 01:44	1
3-Nitroaniline	ND		210	42	ug/Kg	☼	08/30/23 07:58	08/31/23 01:44	1
4,6-Dinitro-2-methylphenol	ND	*- cn	630	210	ug/Kg	☼	08/30/23 07:58	08/31/23 01:44	1
4-Bromophenyl phenyl ether	ND		46	21	ug/Kg	☼	08/30/23 07:58	08/31/23 01:44	1
4-Chloro-3-methylphenol	ND		63	25	ug/Kg	☼	08/30/23 07:58	08/31/23 01:44	1
4-Chloroaniline	ND		210	42	ug/Kg	☼	08/30/23 07:58	08/31/23 01:44	1
4-Chlorophenyl phenyl ether	ND		46	21	ug/Kg	☼	08/30/23 07:58	08/31/23 01:44	1
4-Methylphenol	ND		63	21	ug/Kg	☼	08/30/23 07:58	08/31/23 01:44	1
4-Nitroaniline	ND		210	42	ug/Kg	☼	08/30/23 07:58	08/31/23 01:44	1
4-Nitrophenol	ND		630	210	ug/Kg	☼	08/30/23 07:58	08/31/23 01:44	1
Acenaphthene	ND		21	4.2	ug/Kg	☼	08/30/23 07:58	08/31/23 01:44	1
Acenaphthylene	ND		21	5.0	ug/Kg	☼	08/30/23 07:58	08/31/23 01:44	1
Acetophenone	ND		63	21	ug/Kg	☼	08/30/23 07:58	08/31/23 01:44	1
Anthracene	ND		21	4.2	ug/Kg	☼	08/30/23 07:58	08/31/23 01:44	1
Atrazine	ND		210	84	ug/Kg	☼	08/30/23 07:58	08/31/23 01:44	1
Benzaldehyde	ND		210	42	ug/Kg	☼	08/30/23 07:58	08/31/23 01:44	1
Benzo[a]anthracene	ND		21	4.2	ug/Kg	☼	08/30/23 07:58	08/31/23 01:44	1
Benzo[a]pyrene	ND		21	4.2	ug/Kg	☼	08/30/23 07:58	08/31/23 01:44	1
Benzo[b]fluoranthene	ND		21	4.2	ug/Kg	☼	08/30/23 07:58	08/31/23 01:44	1
Benzo[g,h,i]perylene	ND		21	4.2	ug/Kg	☼	08/30/23 07:58	08/31/23 01:44	1
Benzo[k]fluoranthene	ND		21	4.2	ug/Kg	☼	08/30/23 07:58	08/31/23 01:44	1
Butyl benzyl phthalate	ND		210	84	ug/Kg	☼	08/30/23 07:58	08/31/23 01:44	1
Caprolactam	ND	cn	210	42	ug/Kg	☼	08/30/23 07:58	08/31/23 01:44	1
Carbazole	ND		46	21	ug/Kg	☼	08/30/23 07:58	08/31/23 01:44	1
Chrysene	ND		21	4.2	ug/Kg	☼	08/30/23 07:58	08/31/23 01:44	1
Di-n-butyl phthalate	ND		210	84	ug/Kg	☼	08/30/23 07:58	08/31/23 01:44	1
Di-n-octyl phthalate	ND		210	84	ug/Kg	☼	08/30/23 07:58	08/31/23 01:44	1
Dibenz(a,h)anthracene	ND		21	8.4	ug/Kg	☼	08/30/23 07:58	08/31/23 01:44	1
Dibenzofuran	ND		46	21	ug/Kg	☼	08/30/23 07:58	08/31/23 01:44	1
Diethyl phthalate	ND		210	84	ug/Kg	☼	08/30/23 07:58	08/31/23 01:44	1
Dimethyl phthalate	ND		210	84	ug/Kg	☼	08/30/23 07:58	08/31/23 01:44	1
Fluoranthene	ND		21	4.2	ug/Kg	☼	08/30/23 07:58	08/31/23 01:44	1
Fluorene	ND		21	4.2	ug/Kg	☼	08/30/23 07:58	08/31/23 01:44	1
Hexachlorobenzene	ND		21	8.4	ug/Kg	☼	08/30/23 07:58	08/31/23 01:44	1
Hexachlorobutadiene	ND		63	25	ug/Kg	☼	08/30/23 07:58	08/31/23 01:44	1
Hexachlorocyclopentadiene	ND		630	210	ug/Kg	☼	08/30/23 07:58	08/31/23 01:44	1
Hexachloroethane	ND		210	42	ug/Kg	☼	08/30/23 07:58	08/31/23 01:44	1
Indeno[1,2,3-cd]pyrene	ND		21	5.0	ug/Kg	☼	08/30/23 07:58	08/31/23 01:44	1
Isophorone	ND		84	21	ug/Kg	☼	08/30/23 07:58	08/31/23 01:44	1
N-Nitrosodi-n-propylamine	ND		84	42	ug/Kg	☼	08/30/23 07:58	08/31/23 01:44	1
N-Nitrosodiphenylamine	ND		46	21	ug/Kg	☼	08/30/23 07:58	08/31/23 01:44	1
Naphthalene	ND		21	8.4	ug/Kg	☼	08/30/23 07:58	08/31/23 01:44	1
Nitrobenzene	ND		46	21	ug/Kg	☼	08/30/23 07:58	08/31/23 01:44	1
Pentachlorophenol	ND	cn	210	84	ug/Kg	☼	08/30/23 07:58	08/31/23 01:44	1
Phenanthrene	ND		21	5.0	ug/Kg	☼	08/30/23 07:58	08/31/23 01:44	1
Phenol	ND		46	21	ug/Kg	☼	08/30/23 07:58	08/31/23 01:44	1

Client Sample Results

Client: Integral Consulting Inc

NYSERDA FOIL Response, January 30, 2024 (R000359-122823)

PDF Page 381 of 526

Job ID: 410-140330-1

Project/Site: Solar Farm/Battery NY State

Client Sample ID: TP-2 (5.5-6)

Lab Sample ID: 410-140330-4

Date Collected: 08/24/23 09:50

Matrix: Solid

Date Received: 08/25/23 10:04

Percent Solids: 79.0

Method: SW846 8270E - Semivolatile Organic Compounds (GC/MS) (Continued)

Analyte	Result	Qualifier	RL	MDL	Unit	D	Prepared	Analyzed	Dil Fac
Pyrene	ND		21	4.2	ug/Kg	☼	08/30/23 07:58	08/31/23 01:44	1
Bis(2-chloroethoxy)methane	ND		46	21	ug/Kg	☼	08/30/23 07:58	08/31/23 01:44	1
Bis(2-chloroethyl)ether	ND		46	21	ug/Kg	☼	08/30/23 07:58	08/31/23 01:44	1
Bis(2-ethylhexyl) phthalate	ND		210	84	ug/Kg	☼	08/30/23 07:58	08/31/23 01:44	1

Tentatively Identified Compound	Est. Result	Qualifier	Unit	D	RT	CAS No.	Prepared	Analyzed	Dil Fac
Unknown	3500	T J	ug/Kg	☼	1.39	N/A	08/30/23 07:58	08/31/23 01:44	1
Unknown	24000	T J B	ug/Kg	☼	2.10	N/A	08/30/23 07:58	08/31/23 01:44	1
Unknown	570	T J	ug/Kg	☼	8.65	N/A	08/30/23 07:58	08/31/23 01:44	1
Phosphonic acid, dioctadecyl ester	290	T J N	ug/Kg	☼	11.07	19047-85-9	08/30/23 07:58	08/31/23 01:44	1

Surrogate	%Recovery	Qualifier	Limits	Prepared	Analyzed	Dil Fac
2,4,6-Tribromophenol (Surr)	40		10 - 138	08/30/23 07:58	08/31/23 01:44	1
2-Fluorobiphenyl (Surr)	54		37 - 120	08/30/23 07:58	08/31/23 01:44	1
2-Fluorophenol (Surr)	45		22 - 120	08/30/23 07:58	08/31/23 01:44	1
Nitrobenzene-d5 (Surr)	59		26 - 120	08/30/23 07:58	08/31/23 01:44	1
p-Terphenyl-d14 (Surr)	63		40 - 133	08/30/23 07:58	08/31/23 01:44	1
Phenol-d5 (Surr)	50		27 - 120	08/30/23 07:58	08/31/23 01:44	1

Method: SW846 6010D - Metals (ICP)

Analyte	Result	Qualifier	RL	MDL	Unit	D	Prepared	Analyzed	Dil Fac
Lithium	27		22	8.8	mg/Kg	☼	08/27/23 20:21	08/28/23 18:26	5

Method: SW846 6020B - Metals (ICP/MS)

Analyte	Result	Qualifier	RL	MDL	Unit	D	Prepared	Analyzed	Dil Fac
Aluminum	28000		88	44	mg/Kg	☼	08/27/23 20:21	08/31/23 17:45	10
Antimony	ND		0.18	0.070	mg/Kg	☼	08/27/23 20:21	08/31/23 17:43	2
Arsenic	3.8		0.35	0.12	mg/Kg	☼	08/27/23 20:21	08/31/23 17:43	2
Barium	270		1.8	0.80	mg/Kg	☼	08/27/23 20:21	08/31/23 17:45	10
Beryllium	1.3		0.088	0.021	mg/Kg	☼	08/27/23 20:21	08/31/23 17:43	2
Cadmium	0.13		0.088	0.035	mg/Kg	☼	08/27/23 20:21	08/31/23 17:43	2
Calcium	48000		180	86	mg/Kg	☼	08/27/23 20:21	08/31/23 17:45	10
Chromium	44		0.35	0.17	mg/Kg	☼	08/27/23 20:21	08/31/23 17:43	2
Cobalt	14		0.18	0.070	mg/Kg	☼	08/27/23 20:21	08/31/23 17:43	2
Copper	27		0.35	0.16	mg/Kg	☼	08/27/23 20:21	08/31/23 17:43	2
Iron	37000		88	41	mg/Kg	☼	08/27/23 20:21	08/31/23 17:45	10
Lead	10		0.18	0.067	mg/Kg	☼	08/27/23 20:21	08/31/23 17:43	2
Magnesium	23000		44	22	mg/Kg	☼	08/27/23 20:21	08/31/23 17:45	10
Manganese	730		0.35	0.18	mg/Kg	☼	08/27/23 20:21	08/31/23 17:43	2
Nickel	33		0.35	0.17	mg/Kg	☼	08/27/23 20:21	08/31/23 17:43	2
Potassium	8000		35	14	mg/Kg	☼	08/27/23 20:21	08/31/23 17:43	2
Selenium	ND		0.35	0.088	mg/Kg	☼	08/27/23 20:21	08/31/23 17:43	2
Silver	0.036	J	0.088	0.036	mg/Kg	☼	08/27/23 20:21	08/31/23 17:43	2
Sodium	980		44	21	mg/Kg	☼	08/27/23 20:21	08/31/23 17:43	2
Thallium	0.32		0.088	0.034	mg/Kg	☼	08/27/23 20:21	08/31/23 17:43	2
Zinc	82		26	3.5	mg/Kg	☼	08/27/23 20:21	08/31/23 17:43	2
Vanadium	65		0.70	0.18	mg/Kg	☼	08/27/23 20:21	08/31/23 17:43	2

Method: SW846 7471B - Mercury (CVAA)

Analyte	Result	Qualifier	RL	MDL	Unit	D	Prepared	Analyzed	Dil Fac
Mercury	ND		0.071	0.024	mg/Kg	☼	08/28/23 05:53	08/29/23 13:35	1

Eurofins Lancaster Laboratories Environment Testing, LLC

Client Sample Results

Client: Integral Consulting Inc
 Project/Site: Solar Farm/Battery NY State

PDF Page 382 of 526
 Job ID: 410-140330-1

Client Sample ID: TP-2 (5.5-6)

Lab Sample ID: 410-140330-4

Date Collected: 08/24/23 09:50

Matrix: Solid

Date Received: 08/25/23 10:04

Percent Solids: 79.0

General Chemistry

Analyte	Result	Qualifier	RL	MDL	Unit	D	Prepared	Analyzed	Dil Fac
Percent Moisture (EPA Moisture)	21.0		1.0	1.0	%			08/25/23 12:49	1

Client Sample ID: TP-1 (1-1.5)

Lab Sample ID: 410-140330-5

Date Collected: 08/24/23 10:40

Matrix: Solid

Date Received: 08/25/23 10:04

Percent Solids: 79.2

Method: SW846 8260D - Volatile Organic Compounds by GC/MS

Analyte	Result	Qualifier	RL	MDL	Unit	D	Prepared	Analyzed	Dil Fac
1,1,1-Trichloroethane	ND		5.5	0.66	ug/Kg	*	08/27/23 12:47	08/29/23 22:26	1
1,1,2-Trichloroethane	ND		5.5	0.55	ug/Kg	*	08/27/23 12:47	08/29/23 22:26	1
1,1-Dichloroethane	ND		5.5	0.55	ug/Kg	*	08/27/23 12:47	08/29/23 22:26	1
1,2,4-Trichlorobenzene	ND		11	5.5	ug/Kg	*	08/27/23 12:47	08/29/23 22:26	1
1,2-Dichlorobenzene	ND		5.5	0.76	ug/Kg	*	08/27/23 12:47	08/29/23 22:26	1
1,2-Dichloroethane	ND		5.5	0.66	ug/Kg	*	08/27/23 12:47	08/29/23 22:26	1
1,2-Dichloropropane	ND		5.5	0.55	ug/Kg	*	08/27/23 12:47	08/29/23 22:26	1
1,4-Dichlorobenzene	ND		5.5	0.76	ug/Kg	*	08/27/23 12:47	08/29/23 22:26	1
Benzene	ND		5.5	0.55	ug/Kg	*	08/27/23 12:47	08/29/23 22:26	1
Bromodichloromethane	ND		5.5	0.76	ug/Kg	*	08/27/23 12:47	08/29/23 22:26	1
Bromoform	ND		11	5.5	ug/Kg	*	08/27/23 12:47	08/29/23 22:26	1
Carbon tetrachloride	ND		5.5	0.76	ug/Kg	*	08/27/23 12:47	08/29/23 22:26	1
Chlorobenzene	ND		5.5	0.76	ug/Kg	*	08/27/23 12:47	08/29/23 22:26	1
Chloroform	ND		5.5	0.66	ug/Kg	*	08/27/23 12:47	08/29/23 22:26	1
cis-1,2-Dichloroethene	ND		5.5	0.55	ug/Kg	*	08/27/23 12:47	08/29/23 22:26	1
Dibromochloromethane	ND		5.5	0.55	ug/Kg	*	08/27/23 12:47	08/29/23 22:26	1
Ethylbenzene	ND		5.5	0.76	ug/Kg	*	08/27/23 12:47	08/29/23 22:26	1
m&p-Xylene	ND		5.5	2.2	ug/Kg	*	08/27/23 12:47	08/29/23 22:26	1
Methylene Chloride	ND		5.5	2.2	ug/Kg	*	08/27/23 12:47	08/29/23 22:26	1
o-Xylene	ND		5.5	0.76	ug/Kg	*	08/27/23 12:47	08/29/23 22:26	1
Styrene	ND		5.5	0.76	ug/Kg	*	08/27/23 12:47	08/29/23 22:26	1
Tetrachloroethene	ND		5.5	0.76	ug/Kg	*	08/27/23 12:47	08/29/23 22:26	1
Toluene	ND		5.5	0.66	ug/Kg	*	08/27/23 12:47	08/29/23 22:26	1
trans-1,2-Dichloroethene	ND		5.5	0.55	ug/Kg	*	08/27/23 12:47	08/29/23 22:26	1
Trichloroethene	ND		5.5	0.55	ug/Kg	*	08/27/23 12:47	08/29/23 22:26	1
Vinyl chloride	ND		5.5	0.66	ug/Kg	*	08/27/23 12:47	08/29/23 22:26	1

Tentatively Identified Compound	Est. Result	Qualifier	Unit	D	RT	CAS No.	Prepared	Analyzed	Dil Fac
Tentatively Identified Compound	None		ug/Kg	*		N/A	08/27/23 12:47	08/29/23 22:26	1

Surrogate	%Recovery	Qualifier	Limits	Prepared	Analyzed	Dil Fac
4-Bromofluorobenzene (Surr)	95		50 - 131	08/27/23 12:47	08/29/23 22:26	1
1,2-Dichloroethane-d4 (Surr)	101		54 - 135	08/27/23 12:47	08/29/23 22:26	1
Dibromofluoromethane (Surr)	96		50 - 141	08/27/23 12:47	08/29/23 22:26	1
Toluene-d8 (Surr)	98		52 - 141	08/27/23 12:47	08/29/23 22:26	1

Method: SW846 8270E - Semivolatile Organic Compounds (GC/MS)

Analyte	Result	Qualifier	RL	MDL	Unit	D	Prepared	Analyzed	Dil Fac
1,1'-Biphenyl	23	J	46	21	ug/Kg	*	08/30/23 07:58	08/31/23 02:05	1
2,2'-oxybis[1-chloropropane]	ND		54	25	ug/Kg	*	08/30/23 07:58	08/31/23 02:05	1
2,4,5-Trichlorophenol	36	J	46	21	ug/Kg	*	08/30/23 07:58	08/31/23 02:05	1
2,4,6-Trichlorophenol	25	J	46	21	ug/Kg	*	08/30/23 07:58	08/31/23 02:05	1
2,4-Dichlorophenol	ND	F1	54	25	ug/Kg	*	08/30/23 07:58	08/31/23 02:05	1

Eurofins Lancaster Laboratories Environment Testing, LLC

Client Sample Results

Client: Integral Consulting Inc

NYSERDA FOIL Response, January 30, 2024 (R000359-122823)

PDF Page 383 of 526

Job ID: 410-140330-1

Project/Site: Solar Farm/Battery NY State

Client Sample ID: TP-1 (1-1.5)

Lab Sample ID: 410-140330-5

Date Collected: 08/24/23 10:40

Matrix: Solid

Date Received: 08/25/23 10:04

Percent Solids: 79.2

Method: SW846 8270E - Semivolatile Organic Compounds (GC/MS) (Continued)

Analyte	Result	Qualifier	RL	MDL	Unit	D	Prepared	Analyzed	Dil Fac
2,4-Dimethylphenol	ND	F1	46	21	ug/Kg	☼	08/30/23 07:58	08/31/23 02:05	1
2,4-Dinitrophenol	ND	*- cn	1200	210	ug/Kg	☼	08/30/23 07:58	08/31/23 02:05	1
2,4-Dinitrotoluene	ND		210	42	ug/Kg	☼	08/30/23 07:58	08/31/23 02:05	1
2,6-Dinitrotoluene	ND		46	21	ug/Kg	☼	08/30/23 07:58	08/31/23 02:05	1
2-Chloronaphthalene	24	J	42	17	ug/Kg	☼	08/30/23 07:58	09/01/23 05:44	1
2-Chlorophenol	ND	F1	46	21	ug/Kg	☼	08/30/23 07:58	08/31/23 02:05	1
2-Methylnaphthalene	15	J	21	6.2	ug/Kg	☼	08/30/23 07:58	08/31/23 02:05	1
2-Methylphenol	ND	F1	62	25	ug/Kg	☼	08/30/23 07:58	08/31/23 02:05	1
2-Nitroaniline	ND		62	21	ug/Kg	☼	08/30/23 07:58	08/31/23 02:05	1
2-Nitrophenol	ND		62	25	ug/Kg	☼	08/30/23 07:58	08/31/23 02:05	1
3,3'-Dichlorobenzidine	ND	F2 F1	210	42	ug/Kg	☼	08/30/23 07:58	08/31/23 02:05	1
3-Nitroaniline	ND	F2 F1	210	42	ug/Kg	☼	08/30/23 07:58	08/31/23 02:05	1
4,6-Dinitro-2-methylphenol	ND	*- cn	620	210	ug/Kg	☼	08/30/23 07:58	08/31/23 02:05	1
4-Bromophenyl phenyl ether	62		46	21	ug/Kg	☼	08/30/23 07:58	08/31/23 02:05	1
4-Chloro-3-methylphenol	ND		62	25	ug/Kg	☼	08/30/23 07:58	08/31/23 02:05	1
4-Chloroaniline	ND	F2 F1	210	42	ug/Kg	☼	08/30/23 07:58	08/31/23 02:05	1
4-Chlorophenyl phenyl ether	41	J	46	21	ug/Kg	☼	08/30/23 07:58	08/31/23 02:05	1
4-Methylphenol	ND	F1	62	21	ug/Kg	☼	08/30/23 07:58	08/31/23 02:05	1
4-Nitroaniline	ND	F1 F2	210	42	ug/Kg	☼	08/30/23 07:58	08/31/23 02:05	1
4-Nitrophenol	ND		620	210	ug/Kg	☼	08/30/23 07:58	08/31/23 02:05	1
Acenaphthene	31		21	4.2	ug/Kg	☼	08/30/23 07:58	08/31/23 02:05	1
Acenaphthylene	17	J	21	5.0	ug/Kg	☼	08/30/23 07:58	08/31/23 02:05	1
Acetophenone	ND		62	21	ug/Kg	☼	08/30/23 07:58	08/31/23 02:05	1
Anthracene	58	F1	21	4.2	ug/Kg	☼	08/30/23 07:58	08/31/23 02:05	1
Atrazine	ND		210	83	ug/Kg	☼	08/30/23 07:58	08/31/23 02:05	1
Benzaldehyde	ND		210	42	ug/Kg	☼	08/30/23 07:58	08/31/23 02:05	1
Benzo[a]anthracene	91	F1	21	4.2	ug/Kg	☼	08/30/23 07:58	08/31/23 02:05	1
Benzo[a]pyrene	27	F1	21	4.2	ug/Kg	☼	08/30/23 07:58	08/31/23 02:05	1
Benzo[b]fluoranthene	53	F1	21	4.2	ug/Kg	☼	08/30/23 07:58	08/31/23 02:05	1
Benzo[g,h,i]perylene	20	J	21	4.2	ug/Kg	☼	08/30/23 07:58	08/31/23 02:05	1
Benzo[k]fluoranthene	41	F1	21	4.2	ug/Kg	☼	08/30/23 07:58	08/31/23 02:05	1
Butyl benzyl phthalate	ND		210	83	ug/Kg	☼	08/30/23 07:58	08/31/23 02:05	1
Caprolactam	ND	cn	210	42	ug/Kg	☼	08/30/23 07:58	08/31/23 02:05	1
Carbazole	31	J F1	46	21	ug/Kg	☼	08/30/23 07:58	08/31/23 02:05	1
Chrysene	100		21	4.2	ug/Kg	☼	08/30/23 07:58	08/31/23 02:05	1
Di-n-butyl phthalate	ND		210	83	ug/Kg	☼	08/30/23 07:58	08/31/23 02:05	1
Di-n-octyl phthalate	ND		210	83	ug/Kg	☼	08/30/23 07:58	08/31/23 02:05	1
Dibenz(a,h)anthracene	20	J F1	21	8.3	ug/Kg	☼	08/30/23 07:58	08/31/23 02:05	1
Dibenzofuran	60		46	21	ug/Kg	☼	08/30/23 07:58	08/31/23 02:05	1
Diethyl phthalate	ND		210	83	ug/Kg	☼	08/30/23 07:58	08/31/23 02:05	1
Dimethyl phthalate	ND		210	83	ug/Kg	☼	08/30/23 07:58	08/31/23 02:05	1
Fluoranthene	140	F1	21	4.2	ug/Kg	☼	08/30/23 07:58	08/31/23 02:05	1
Fluorene	44		21	4.2	ug/Kg	☼	08/30/23 07:58	08/31/23 02:05	1
Hexachlorobenzene	67	F1	21	8.3	ug/Kg	☼	08/30/23 07:58	08/31/23 02:05	1
Hexachlorobutadiene	ND		62	25	ug/Kg	☼	08/30/23 07:58	08/31/23 02:05	1
Hexachlorocyclopentadiene	ND	F1	620	210	ug/Kg	☼	08/30/23 07:58	08/31/23 02:05	1
Hexachloroethane	ND	F1	210	42	ug/Kg	☼	08/30/23 07:58	08/31/23 02:05	1
Indeno[1,2,3-cd]pyrene	24		21	5.0	ug/Kg	☼	08/30/23 07:58	08/31/23 02:05	1
Isophorone	ND		83	21	ug/Kg	☼	08/30/23 07:58	08/31/23 02:05	1

Eurofins Lancaster Laboratories Environment Testing, LLC

Client Sample Results

Client: Integral Consulting Inc

NYSERDA FOIL Response, January 30, 2024 (R000359-122823)

PDF Page 384 of 526

Job ID: 410-140330-1

Project/Site: Solar Farm/Battery NY State

Client Sample ID: TP-1 (1-1.5)

Lab Sample ID: 410-140330-5

Date Collected: 08/24/23 10:40

Matrix: Solid

Date Received: 08/25/23 10:04

Percent Solids: 79.2

Method: SW846 8270E - Semivolatile Organic Compounds (GC/MS) (Continued)

Analyte	Result	Qualifier	RL	MDL	Unit	D	Prepared	Analyzed	Dil Fac
N-Nitrosodi-n-propylamine	ND		83	42	ug/Kg	☼	08/30/23 07:58	08/31/23 02:05	1
N-Nitrosodiphenylamine	ND	F1	46	21	ug/Kg	☼	08/30/23 07:58	08/31/23 02:05	1
Naphthalene	9.6	J F1	21	8.3	ug/Kg	☼	08/30/23 07:58	08/31/23 02:05	1
Nitrobenzene	ND		46	21	ug/Kg	☼	08/30/23 07:58	08/31/23 02:05	1
Pentachlorophenol	ND	cn	210	83	ug/Kg	☼	08/30/23 07:58	08/31/23 02:05	1
Phenanthrene	100	F1	21	5.0	ug/Kg	☼	08/30/23 07:58	08/31/23 02:05	1
Phenol	ND		46	21	ug/Kg	☼	08/30/23 07:58	08/31/23 02:05	1
Pyrene	130	F1	21	4.2	ug/Kg	☼	08/30/23 07:58	08/31/23 02:05	1
Bis(2-chloroethoxy)methane	ND		46	21	ug/Kg	☼	08/30/23 07:58	08/31/23 02:05	1
Bis(2-chloroethyl)ether	ND		46	21	ug/Kg	☼	08/30/23 07:58	08/31/23 02:05	1
Bis(2-ethylhexyl) phthalate	ND		210	83	ug/Kg	☼	08/30/23 07:58	08/31/23 02:05	1

Tentatively Identified Compound	Est. Result	Qualifier	Unit	D	RT	CAS No.	Prepared	Analyzed	Dil Fac
Unknown	380	T J	ug/Kg	☼	1.38	N/A	08/30/23 07:58	08/31/23 02:05	1
Unknown	2400	T J B	ug/Kg	☼	2.04	N/A	08/30/23 07:58	08/31/23 02:05	1
Unknown	280	T J	ug/Kg	☼	3.03	N/A	08/30/23 07:58	09/01/23 05:44	1
3-Penten-2-one, 4-methyl-	180	T J N	ug/Kg	☼	3.18	141-79-7	08/30/23 07:58	09/01/23 05:44	1
Benzaldehyde, 3-hydroxy-4-methoxy-	250	T J N	ug/Kg	☼	6.63	621-59-0	08/30/23 07:58	08/31/23 02:05	1
Unknown	280	T J	ug/Kg	☼	8.60	N/A	08/30/23 07:58	08/31/23 02:05	1
Anthracene, 9-methyl-	180	T J N	ug/Kg	☼	9.08	779-02-2	08/30/23 07:58	08/31/23 02:05	1
Hexadecenoic acid, Z-11-	780	T J N	ug/Kg	☼	9.15	2416-20-8	08/30/23 07:58	08/31/23 02:05	1
Hexadecenoic acid, Z-11-	320	T J N	ug/Kg	☼	10.31	2416-20-8	08/30/23 07:58	09/01/23 05:44	1
n-Hexadecanoic acid	650	T J N	ug/Kg	☼	10.35	57-10-3	08/30/23 07:58	09/01/23 05:44	1
Phosphonic acid, dioctadecyl ester	440	T J N	ug/Kg	☼	11.06	19047-85-9	08/30/23 07:58	08/31/23 02:05	1
1-Docosene	180	T J N	ug/Kg	☼	11.39	1599-67-3	08/30/23 07:58	08/31/23 02:05	1
Ethanol, 2-(tetradecyloxy)-	910	T J N	ug/Kg	☼	11.69	2136-70-1	08/30/23 07:58	08/31/23 02:05	1
1-Heptadecene	260	T J N	ug/Kg	☼	12.28	6765-39-5	08/30/23 07:58	09/01/23 05:44	1
Unknown	490	T J	ug/Kg	☼	12.86	N/A	08/30/23 07:58	08/31/23 02:05	1
Ethanol, 2-(tetradecyloxy)-	820	T J N	ug/Kg	☼	12.95	2136-70-1	08/30/23 07:58	09/01/23 05:44	1
Unknown	180	T J	ug/Kg	☼	13.02	N/A	08/30/23 07:58	08/31/23 02:05	1
Unknown	250	T J	ug/Kg	☼	13.17	N/A	08/30/23 07:58	09/01/23 05:44	1
Campesterol	240	T J N	ug/Kg	☼	13.23	474-62-4	08/30/23 07:58	08/31/23 02:05	1
Eicosane, 10-methyl-	200	T J N	ug/Kg	☼	13.28	54833-23-7	08/30/23 07:58	09/01/23 05:44	1
.gamma.-Sitosterol	700	T J N	ug/Kg	☼	13.49	83-47-6	08/30/23 07:58	08/31/23 02:05	1
Unknown	270	T J	ug/Kg	☼	13.60	N/A	08/30/23 07:58	08/31/23 02:05	1
Eicosane, 9-cyclohexyl-	1300	T J N	ug/Kg	☼	13.61	4443-61-2	08/30/23 07:58	09/01/23 05:44	1
Unknown	210	T J	ug/Kg	☼	13.86	N/A	08/30/23 07:58	08/31/23 02:05	1
Eicosane, 10-methyl-	310	T J N	ug/Kg	☼	14.24	54833-23-7	08/30/23 07:58	09/01/23 05:44	1
1-Octadecene	380	T J N	ug/Kg	☼	14.27	112-88-9	08/30/23 07:58	09/01/23 05:44	1
Campesterol	210	T J N	ug/Kg	☼	14.85	474-62-4	08/30/23 07:58	09/01/23 05:44	1
.gamma.-Sitosterol	520	T J N	ug/Kg	☼	15.22	83-47-6	08/30/23 07:58	09/01/23 05:44	1
Unknown	300	T J	ug/Kg	☼	15.30	N/A	08/30/23 07:58	09/01/23 05:44	1
Unknown	220	T J	ug/Kg	☼	15.57	N/A	08/30/23 07:58	09/01/23 05:44	1

Surrogate	%Recovery	Qualifier	Limits	Prepared	Analyzed	Dil Fac
2,4,6-Tribromophenol (Surr)	70		10 - 138	08/30/23 07:58	08/31/23 02:05	1
2,4,6-Tribromophenol (Surr)	63		10 - 138	08/30/23 07:58	09/01/23 05:44	1
2-Fluorobiphenyl (Surr)	66		37 - 120	08/30/23 07:58	08/31/23 02:05	1
2-Fluorobiphenyl (Surr)	62		37 - 120	08/30/23 07:58	09/01/23 05:44	1
2-Fluorophenol (Surr)	57		22 - 120	08/30/23 07:58	08/31/23 02:05	1

Eurofins Lancaster Laboratories Environment Testing, LLC

Client Sample Results

Client: Integral Consulting Inc

NYSERDA FOIL Response, January 30, 2024 (R000359-122823)

PDF Page 385 of 526

Job ID: 410-140330-1

Project/Site: Solar Farm/Battery NY State

Client Sample ID: TP-1 (1-1.5)

Lab Sample ID: 410-140330-5

Date Collected: 08/24/23 10:40

Matrix: Solid

Date Received: 08/25/23 10:04

Percent Solids: 79.2

Method: SW846 8270E - Semivolatile Organic Compounds (GC/MS) (Continued)

Surrogate	%Recovery	Qualifier	Limits	Prepared	Analyzed	Dil Fac
2-Fluorophenol (Surr)	57		22 - 120	08/30/23 07:58	09/01/23 05:44	1
Nitrobenzene-d5 (Surr)	69		26 - 120	08/30/23 07:58	08/31/23 02:05	1
Nitrobenzene-d5 (Surr)	60		26 - 120	08/30/23 07:58	09/01/23 05:44	1
p-Terphenyl-d14 (Surr)	79		40 - 133	08/30/23 07:58	08/31/23 02:05	1
p-Terphenyl-d14 (Surr)	75		40 - 133	08/30/23 07:58	09/01/23 05:44	1
Phenol-d5 (Surr)	60		27 - 120	08/30/23 07:58	08/31/23 02:05	1
Phenol-d5 (Surr)	58		27 - 120	08/30/23 07:58	09/01/23 05:44	1

Method: SW846 6010D - Metals (ICP)

Analyte	Result	Qualifier	RL	MDL	Unit	D	Prepared	Analyzed	Dil Fac
Lithium	22		22	9.0	mg/Kg	☼	08/27/23 20:21	08/28/23 17:52	5

Method: SW846 6020B - Metals (ICP/MS)

Analyte	Result	Qualifier	RL	MDL	Unit	D	Prepared	Analyzed	Dil Fac
Aluminum	34000	^2	90	44	mg/Kg	☼	08/27/23 20:21	08/31/23 16:58	10
Antimony	ND	F1	0.18	0.072	mg/Kg	☼	08/27/23 20:21	08/31/23 16:56	2
Arsenic	3.7		0.36	0.12	mg/Kg	☼	08/27/23 20:21	08/31/23 16:56	2
Barium	290		1.8	0.82	mg/Kg	☼	08/27/23 20:21	08/31/23 16:58	10
Beryllium	1.3		0.090	0.021	mg/Kg	☼	08/27/23 20:21	08/31/23 16:56	2
Cadmium	0.36		0.090	0.036	mg/Kg	☼	08/27/23 20:21	08/31/23 16:56	2
Calcium	5700		36	18	mg/Kg	☼	08/27/23 20:21	08/31/23 16:56	2
Chromium	40	F1	0.36	0.17	mg/Kg	☼	08/27/23 20:21	08/31/23 16:56	2
Cobalt	14		0.18	0.072	mg/Kg	☼	08/27/23 20:21	08/31/23 16:56	2
Copper	21		0.36	0.16	mg/Kg	☼	08/27/23 20:21	08/31/23 16:56	2
Iron	32000	^2	90	41	mg/Kg	☼	08/27/23 20:21	08/31/23 16:58	10
Lead	11	F1	0.18	0.068	mg/Kg	☼	08/27/23 20:21	08/31/23 16:56	2
Magnesium	6800		9.0	4.4	mg/Kg	☼	08/27/23 20:21	08/31/23 16:56	2
Manganese	1400	^2 F2	1.8	0.90	mg/Kg	☼	08/27/23 20:21	08/31/23 16:58	10
Nickel	39		0.36	0.17	mg/Kg	☼	08/27/23 20:21	08/31/23 16:56	2
Potassium	5800		36	14	mg/Kg	☼	08/27/23 20:21	08/31/23 16:56	2
Selenium	0.18	J	0.36	0.090	mg/Kg	☼	08/27/23 20:21	08/31/23 16:56	2
Silver	0.096		0.090	0.036	mg/Kg	☼	08/27/23 20:21	08/31/23 16:56	2
Sodium	190		45	21	mg/Kg	☼	08/27/23 20:21	08/31/23 16:56	2
Thallium	0.34		0.090	0.035	mg/Kg	☼	08/27/23 20:21	08/31/23 16:56	2
Zinc	62		27	3.6	mg/Kg	☼	08/27/23 20:21	08/31/23 16:56	2
Vanadium	57	F1	0.72	0.18	mg/Kg	☼	08/27/23 20:21	08/31/23 16:56	2

Method: SW846 7471B - Mercury (CVAA)

Analyte	Result	Qualifier	RL	MDL	Unit	D	Prepared	Analyzed	Dil Fac
Mercury	0.044	J	0.076	0.025	mg/Kg	☼	08/28/23 05:53	08/29/23 12:55	1

General Chemistry

Analyte	Result	Qualifier	RL	MDL	Unit	D	Prepared	Analyzed	Dil Fac
Percent Moisture (EPA Moisture)	20.8		1.0	1.0	%			08/25/23 12:49	1

Client Sample Results

Client: Integral Consulting Inc

NYSERDA FOIL Response, January 30, 2024 (R000359-122823)

PDF Page 386 of 526

Job ID: 410-140330-1

Project/Site: Solar Farm/Battery NY State

Client Sample ID: TP-4 (0.33-1.33)

Lab Sample ID: 410-140330-6

Date Collected: 08/24/23 11:20

Matrix: Solid

Date Received: 08/25/23 10:04

Percent Solids: 74.1

Method: SW846 8260D - Volatile Organic Compounds by GC/MS

Analyte	Result	Qualifier	RL	MDL	Unit	D	Prepared	Analyzed	Dil Fac
1,1,1-Trichloroethane	ND		5.7	0.68	ug/Kg	☼	08/27/23 12:47	08/29/23 23:34	1
1,1,2-Trichloroethane	ND		5.7	0.57	ug/Kg	☼	08/27/23 12:47	08/29/23 23:34	1
1,1-Dichloroethene	ND		5.7	0.57	ug/Kg	☼	08/27/23 12:47	08/29/23 23:34	1
1,2,4-Trichlorobenzene	ND		11	5.7	ug/Kg	☼	08/27/23 12:47	08/29/23 23:34	1
1,2-Dichlorobenzene	ND		5.7	0.80	ug/Kg	☼	08/27/23 12:47	08/29/23 23:34	1
1,2-Dichloroethane	ND		5.7	0.68	ug/Kg	☼	08/27/23 12:47	08/29/23 23:34	1
1,2-Dichloropropane	ND		5.7	0.57	ug/Kg	☼	08/27/23 12:47	08/29/23 23:34	1
1,4-Dichlorobenzene	ND		5.7	0.80	ug/Kg	☼	08/27/23 12:47	08/29/23 23:34	1
Benzene	ND		5.7	0.57	ug/Kg	☼	08/27/23 12:47	08/29/23 23:34	1
Bromodichloromethane	ND		5.7	0.80	ug/Kg	☼	08/27/23 12:47	08/29/23 23:34	1
Bromoform	ND		11	5.7	ug/Kg	☼	08/27/23 12:47	08/29/23 23:34	1
Carbon tetrachloride	ND		5.7	0.80	ug/Kg	☼	08/27/23 12:47	08/29/23 23:34	1
Chlorobenzene	ND		5.7	0.80	ug/Kg	☼	08/27/23 12:47	08/29/23 23:34	1
Chloroform	ND		5.7	0.68	ug/Kg	☼	08/27/23 12:47	08/29/23 23:34	1
cis-1,2-Dichloroethene	ND		5.7	0.57	ug/Kg	☼	08/27/23 12:47	08/29/23 23:34	1
Dibromochloromethane	ND		5.7	0.57	ug/Kg	☼	08/27/23 12:47	08/29/23 23:34	1
Ethylbenzene	ND		5.7	0.80	ug/Kg	☼	08/27/23 12:47	08/29/23 23:34	1
m&p-Xylene	ND		5.7	2.3	ug/Kg	☼	08/27/23 12:47	08/29/23 23:34	1
Methylene Chloride	ND		5.7	2.3	ug/Kg	☼	08/27/23 12:47	08/29/23 23:34	1
o-Xylene	ND		5.7	0.80	ug/Kg	☼	08/27/23 12:47	08/29/23 23:34	1
Styrene	ND		5.7	0.80	ug/Kg	☼	08/27/23 12:47	08/29/23 23:34	1
Tetrachloroethene	ND		5.7	0.80	ug/Kg	☼	08/27/23 12:47	08/29/23 23:34	1
Toluene	0.96	J	5.7	0.68	ug/Kg	☼	08/27/23 12:47	08/29/23 23:34	1
trans-1,2-Dichloroethene	ND		5.7	0.57	ug/Kg	☼	08/27/23 12:47	08/29/23 23:34	1
Trichloroethene	ND		5.7	0.57	ug/Kg	☼	08/27/23 12:47	08/29/23 23:34	1
Vinyl chloride	ND		5.7	0.68	ug/Kg	☼	08/27/23 12:47	08/29/23 23:34	1

Tentatively Identified Compound	Est. Result	Qualifier	Unit	D	RT	CAS No.	Prepared	Analyzed	Dil Fac
Unknown	14	T J B	ug/Kg	☼	10.06	N/A	08/27/23 12:47	08/29/23 23:34	1
Hexanal	25	T J N	ug/Kg	☼	10.45	66-25-1	08/27/23 12:47	08/29/23 23:34	1

Surrogate	%Recovery	Qualifier	Limits	Prepared	Analyzed	Dil Fac
4-Bromofluorobenzene (Surr)	94		50 - 131	08/27/23 12:47	08/29/23 23:34	1
1,2-Dichloroethane-d4 (Surr)	100		54 - 135	08/27/23 12:47	08/29/23 23:34	1
Dibromofluoromethane (Surr)	97		50 - 141	08/27/23 12:47	08/29/23 23:34	1
Toluene-d8 (Surr)	97		52 - 141	08/27/23 12:47	08/29/23 23:34	1

Method: SW846 8270E - Semivolatile Organic Compounds (GC/MS)

Analyte	Result	Qualifier	RL	MDL	Unit	D	Prepared	Analyzed	Dil Fac
1,1'-Biphenyl	ND		49	22	ug/Kg	☼	08/30/23 07:58	08/31/23 03:09	1
2,2'-oxybis[1-chloropropane]	ND		58	27	ug/Kg	☼	08/30/23 07:58	08/31/23 03:09	1
2,4,5-Trichlorophenol	ND		49	22	ug/Kg	☼	08/30/23 07:58	08/31/23 03:09	1
2,4,6-Trichlorophenol	ND		49	22	ug/Kg	☼	08/30/23 07:58	08/31/23 03:09	1
2,4-Dichlorophenol	ND		58	27	ug/Kg	☼	08/30/23 07:58	08/31/23 03:09	1
2,4-Dimethylphenol	ND		49	22	ug/Kg	☼	08/30/23 07:58	08/31/23 03:09	1
2,4-Dinitrophenol	ND	*- cn	1300	220	ug/Kg	☼	08/30/23 07:58	08/31/23 03:09	1
2,4-Dinitrotoluene	ND		220	45	ug/Kg	☼	08/30/23 07:58	08/31/23 03:09	1
2,6-Dinitrotoluene	ND		49	22	ug/Kg	☼	08/30/23 07:58	08/31/23 03:09	1
2-Chloronaphthalene	ND	cn	45	18	ug/Kg	☼	08/30/23 07:58	08/31/23 03:09	1
2-Chlorophenol	ND		49	22	ug/Kg	☼	08/30/23 07:58	08/31/23 03:09	1

Eurofins Lancaster Laboratories Environment Testing, LLC

Client Sample Results

Client: Integral Consulting Inc

NYSERDA FOIL Response, January 30, 2024 (R000359-122823)

PDF Page 387 of 526

Job ID: 410-140330-1

Project/Site: Solar Farm/Battery NY State

Client Sample ID: TP-4 (0.33-1.33)

Lab Sample ID: 410-140330-6

Date Collected: 08/24/23 11:20

Matrix: Solid

Date Received: 08/25/23 10:04

Percent Solids: 74.1

Method: SW846 8270E - Semivolatile Organic Compounds (GC/MS) (Continued)

Analyte	Result	Qualifier	RL	MDL	Unit	D	Prepared	Analyzed	Dil Fac
2-Methylnaphthalene	ND		22	6.7	ug/Kg	☼	08/30/23 07:58	08/31/23 03:09	1
2-Methylphenol	ND		67	27	ug/Kg	☼	08/30/23 07:58	08/31/23 03:09	1
2-Nitroaniline	ND		67	22	ug/Kg	☼	08/30/23 07:58	08/31/23 03:09	1
2-Nitrophenol	ND		67	27	ug/Kg	☼	08/30/23 07:58	08/31/23 03:09	1
3,3'-Dichlorobenzidine	ND		220	45	ug/Kg	☼	08/30/23 07:58	08/31/23 03:09	1
3-Nitroaniline	ND		220	45	ug/Kg	☼	08/30/23 07:58	08/31/23 03:09	1
4,6-Dinitro-2-methylphenol	ND	*- cn	670	220	ug/Kg	☼	08/30/23 07:58	08/31/23 03:09	1
4-Bromophenyl phenyl ether	ND		49	22	ug/Kg	☼	08/30/23 07:58	08/31/23 03:09	1
4-Chloro-3-methylphenol	ND		67	27	ug/Kg	☼	08/30/23 07:58	08/31/23 03:09	1
4-Chloroaniline	ND		220	45	ug/Kg	☼	08/30/23 07:58	08/31/23 03:09	1
4-Chlorophenyl phenyl ether	ND		49	22	ug/Kg	☼	08/30/23 07:58	08/31/23 03:09	1
4-Methylphenol	ND		67	22	ug/Kg	☼	08/30/23 07:58	08/31/23 03:09	1
4-Nitroaniline	ND		220	45	ug/Kg	☼	08/30/23 07:58	08/31/23 03:09	1
4-Nitrophenol	ND		670	220	ug/Kg	☼	08/30/23 07:58	08/31/23 03:09	1
Acenaphthene	ND		22	4.5	ug/Kg	☼	08/30/23 07:58	08/31/23 03:09	1
Acenaphthylene	ND		22	5.4	ug/Kg	☼	08/30/23 07:58	08/31/23 03:09	1
Acetophenone	ND		67	22	ug/Kg	☼	08/30/23 07:58	08/31/23 03:09	1
Anthracene	ND		22	4.5	ug/Kg	☼	08/30/23 07:58	08/31/23 03:09	1
Atrazine	ND		220	90	ug/Kg	☼	08/30/23 07:58	08/31/23 03:09	1
Benzaldehyde	ND		220	45	ug/Kg	☼	08/30/23 07:58	08/31/23 03:09	1
Benzo[a]anthracene	ND		22	4.5	ug/Kg	☼	08/30/23 07:58	08/31/23 03:09	1
Benzo[a]pyrene	ND		22	4.5	ug/Kg	☼	08/30/23 07:58	08/31/23 03:09	1
Benzo[b]fluoranthene	5.0	J	22	4.5	ug/Kg	☼	08/30/23 07:58	08/31/23 03:09	1
Benzo[g,h,i]perylene	ND		22	4.5	ug/Kg	☼	08/30/23 07:58	08/31/23 03:09	1
Benzo[k]fluoranthene	ND		22	4.5	ug/Kg	☼	08/30/23 07:58	08/31/23 03:09	1
Butyl benzyl phthalate	ND		220	90	ug/Kg	☼	08/30/23 07:58	08/31/23 03:09	1
Caprolactam	ND	cn	220	45	ug/Kg	☼	08/30/23 07:58	08/31/23 03:09	1
Carbazole	ND		49	22	ug/Kg	☼	08/30/23 07:58	08/31/23 03:09	1
Chrysene	ND		22	4.5	ug/Kg	☼	08/30/23 07:58	08/31/23 03:09	1
Di-n-butyl phthalate	ND		220	90	ug/Kg	☼	08/30/23 07:58	08/31/23 03:09	1
Di-n-octyl phthalate	ND		220	90	ug/Kg	☼	08/30/23 07:58	08/31/23 03:09	1
Dibenz(a,h)anthracene	ND		22	9.0	ug/Kg	☼	08/30/23 07:58	08/31/23 03:09	1
Dibenzofuran	ND		49	22	ug/Kg	☼	08/30/23 07:58	08/31/23 03:09	1
Diethyl phthalate	ND		220	90	ug/Kg	☼	08/30/23 07:58	08/31/23 03:09	1
Dimethyl phthalate	ND		220	90	ug/Kg	☼	08/30/23 07:58	08/31/23 03:09	1
Fluoranthene	4.8	J	22	4.5	ug/Kg	☼	08/30/23 07:58	08/31/23 03:09	1
Fluorene	ND		22	4.5	ug/Kg	☼	08/30/23 07:58	08/31/23 03:09	1
Hexachlorobenzene	ND		22	9.0	ug/Kg	☼	08/30/23 07:58	08/31/23 03:09	1
Hexachlorobutadiene	ND		67	27	ug/Kg	☼	08/30/23 07:58	08/31/23 03:09	1
Hexachlorocyclopentadiene	ND		670	220	ug/Kg	☼	08/30/23 07:58	08/31/23 03:09	1
Hexachloroethane	ND		220	45	ug/Kg	☼	08/30/23 07:58	08/31/23 03:09	1
Indeno[1,2,3-cd]pyrene	ND		22	5.4	ug/Kg	☼	08/30/23 07:58	08/31/23 03:09	1
Isophorone	ND		90	22	ug/Kg	☼	08/30/23 07:58	08/31/23 03:09	1
N-Nitrosodi-n-propylamine	ND		90	45	ug/Kg	☼	08/30/23 07:58	08/31/23 03:09	1
N-Nitrosodiphenylamine	ND		49	22	ug/Kg	☼	08/30/23 07:58	08/31/23 03:09	1
Naphthalene	ND		22	9.0	ug/Kg	☼	08/30/23 07:58	08/31/23 03:09	1
Nitrobenzene	ND		49	22	ug/Kg	☼	08/30/23 07:58	08/31/23 03:09	1
Pentachlorophenol	ND	cn	220	90	ug/Kg	☼	08/30/23 07:58	08/31/23 03:09	1
Phenanthrene	ND		22	5.4	ug/Kg	☼	08/30/23 07:58	08/31/23 03:09	1

Client Sample Results

Client: Integral Consulting Inc

NYSERDA FOIL Response, January 30, 2024 (R000359-122823)

PDF Page 388 of 526

Job ID: 410-140330-1

Project/Site: Solar Farm/Battery NY State

Client Sample ID: TP-4 (0.33-1.33)

Lab Sample ID: 410-140330-6

Date Collected: 08/24/23 11:20

Matrix: Solid

Date Received: 08/25/23 10:04

Percent Solids: 74.1

Method: SW846 8270E - Semivolatile Organic Compounds (GC/MS) (Continued)

Analyte	Result	Qualifier	RL	MDL	Unit	D	Prepared	Analyzed	Dil Fac
Phenol	ND		49	22	ug/Kg	☼	08/30/23 07:58	08/31/23 03:09	1
Pyrene	5.8	J	22	4.5	ug/Kg	☼	08/30/23 07:58	08/31/23 03:09	1
Bis(2-chloroethoxy)methane	ND		49	22	ug/Kg	☼	08/30/23 07:58	08/31/23 03:09	1
Bis(2-chloroethyl)ether	ND		49	22	ug/Kg	☼	08/30/23 07:58	08/31/23 03:09	1
Bis(2-ethylhexyl) phthalate	ND		220	90	ug/Kg	☼	08/30/23 07:58	08/31/23 03:09	1

Tentatively Identified Compound	Est. Result	Qualifier	Unit	D	RT	CAS No.	Prepared	Analyzed	Dil Fac
Unknown	4000	T J B	ug/Kg	☼	2.05	N/A	08/30/23 07:58	08/31/23 03:09	1
Unknown	580	T J	ug/Kg	☼	2.42	N/A	08/30/23 07:58	08/31/23 03:09	1
Unknown	770	T J	ug/Kg	☼	4.95	N/A	08/30/23 07:58	08/31/23 03:09	1
Unknown	440	T J	ug/Kg	☼	5.63	N/A	08/30/23 07:58	08/31/23 03:09	1
Z-7-Hexadecenoic acid	550	T J N	ug/Kg	☼	9.15	1000130-90-8	08/30/23 07:58	08/31/23 03:09	1
Tetradecanoic acid	1400	T J N	ug/Kg	☼	9.20	544-63-8	08/30/23 07:58	08/31/23 03:09	1
Octadec-9-enoic acid	2000	T J N	ug/Kg	☼	9.87	1000190-13-7	08/30/23 07:58	08/31/23 03:09	1
Octadecanoic acid	800	T J N	ug/Kg	☼	9.95	57-11-4	08/30/23 07:58	08/31/23 03:09	1
Phosphonic acid, dioctadecyl ester	1700	T J N	ug/Kg	☼	11.69	19047-85-9	08/30/23 07:58	08/31/23 03:09	1
Heptadecanoic acid	390	T J N	ug/Kg	☼	11.91	506-12-7	08/30/23 07:58	08/31/23 03:09	1
Docosane, 11-butyl-	550	T J N	ug/Kg	☼	12.86	13475-76-8	08/30/23 07:58	08/31/23 03:09	1
Ergost-5-en-3-ol, (3.beta.)-	410	T J N	ug/Kg	☼	13.23	4651-51-8	08/30/23 07:58	08/31/23 03:09	1
.gamma.-Sitosterol	1300	T J N	ug/Kg	☼	13.49	83-47-6	08/30/23 07:58	08/31/23 03:09	1
Unknown	350	T J	ug/Kg	☼	13.61	N/A	08/30/23 07:58	08/31/23 03:09	1
Unknown	370	T J	ug/Kg	☼	13.87	N/A	08/30/23 07:58	08/31/23 03:09	1

Surrogate	%Recovery	Qualifier	Limits	Prepared	Analyzed	Dil Fac
2,4,6-Tribromophenol (Surr)	71		10 - 138	08/30/23 07:58	08/31/23 03:09	1
2-Fluorobiphenyl (Surr)	69		37 - 120	08/30/23 07:58	08/31/23 03:09	1
2-Fluorophenol (Surr)	56		22 - 120	08/30/23 07:58	08/31/23 03:09	1
Nitrobenzene-d5 (Surr)	70		26 - 120	08/30/23 07:58	08/31/23 03:09	1
p-Terphenyl-d14 (Surr)	79		40 - 133	08/30/23 07:58	08/31/23 03:09	1
Phenol-d5 (Surr)	61		27 - 120	08/30/23 07:58	08/31/23 03:09	1

Method: SW846 6010D - Metals (ICP)

Analyte	Result	Qualifier	RL	MDL	Unit	D	Prepared	Analyzed	Dil Fac
Lithium	36		28	11	mg/Kg	☼	08/27/23 20:21	08/28/23 18:23	5

Method: SW846 6020B - Metals (ICP/MS)

Analyte	Result	Qualifier	RL	MDL	Unit	D	Prepared	Analyzed	Dil Fac
Aluminum	53000		110	55	mg/Kg	☼	08/27/23 20:21	08/31/23 17:41	10
Antimony	0.093	J	0.22	0.089	mg/Kg	☼	08/27/23 20:21	08/31/23 17:39	2
Arsenic	4.6		0.45	0.15	mg/Kg	☼	08/27/23 20:21	08/31/23 17:39	2
Barium	360		2.2	1.0	mg/Kg	☼	08/27/23 20:21	08/31/23 17:41	10
Beryllium	1.8		0.11	0.027	mg/Kg	☼	08/27/23 20:21	08/31/23 17:39	2
Cadmium	0.095	J	0.11	0.045	mg/Kg	☼	08/27/23 20:21	08/31/23 17:39	2
Calcium	4300		45	22	mg/Kg	☼	08/27/23 20:21	08/31/23 17:39	2
Chromium	65		0.45	0.21	mg/Kg	☼	08/27/23 20:21	08/31/23 17:39	2
Cobalt	20		0.22	0.089	mg/Kg	☼	08/27/23 20:21	08/31/23 17:39	2
Copper	38		0.45	0.20	mg/Kg	☼	08/27/23 20:21	08/31/23 17:39	2
Iron	51000		110	51	mg/Kg	☼	08/27/23 20:21	08/31/23 17:41	10
Lead	17		0.22	0.085	mg/Kg	☼	08/27/23 20:21	08/31/23 17:39	2

Eurofins Lancaster Laboratories Environment Testing, LLC

Client Sample Results

Client: Integral Consulting Inc

NYSERDA FOIL Response, January 30, 2024 (R000359-122823)

PDF Page 389 of 526

Job ID: 410-140330-1

Project/Site: Solar Farm/Battery NY State

Client Sample ID: TP-4 (0.33-1.33)

Lab Sample ID: 410-140330-6

Date Collected: 08/24/23 11:20

Matrix: Solid

Date Received: 08/25/23 10:04

Percent Solids: 74.1

Method: SW846 6020B - Metals (ICP/MS) (Continued)

Analyte	Result	Qualifier	RL	MDL	Unit	D	Prepared	Analyzed	Dil Fac
Magnesium	13000		11	5.5	mg/Kg	☼	08/27/23 20:21	08/31/23 17:39	2
Manganese	600		0.45	0.22	mg/Kg	☼	08/27/23 20:21	08/31/23 17:39	2
Nickel	43		0.45	0.21	mg/Kg	☼	08/27/23 20:21	08/31/23 17:39	2
Potassium	9200		45	18	mg/Kg	☼	08/27/23 20:21	08/31/23 17:39	2
Selenium	0.24	J	0.45	0.11	mg/Kg	☼	08/27/23 20:21	08/31/23 17:39	2
Silver	ND		0.11	0.045	mg/Kg	☼	08/27/23 20:21	08/31/23 17:39	2
Sodium	250		56	27	mg/Kg	☼	08/27/23 20:21	08/31/23 17:39	2
Thallium	0.47		0.11	0.044	mg/Kg	☼	08/27/23 20:21	08/31/23 17:39	2
Zinc	120		33	4.5	mg/Kg	☼	08/27/23 20:21	08/31/23 17:39	2
Vanadium	91		0.89	0.22	mg/Kg	☼	08/27/23 20:21	08/31/23 17:39	2

Method: SW846 7471B - Mercury (CVAA)

Analyte	Result	Qualifier	RL	MDL	Unit	D	Prepared	Analyzed	Dil Fac
Mercury	0.042	J	0.077	0.026	mg/Kg	☼	08/28/23 05:53	08/29/23 13:27	1

General Chemistry

Analyte	Result	Qualifier	RL	MDL	Unit	D	Prepared	Analyzed	Dil Fac
Percent Moisture (EPA Moisture)	25.9		1.0	1.0	%			08/25/23 12:49	1

Client Sample ID: TP-4 (5.5-6.5)

Lab Sample ID: 410-140330-7

Date Collected: 08/24/23 11:35

Matrix: Solid

Date Received: 08/25/23 10:04

Percent Solids: 77.3

Method: SW846 8260D - Volatile Organic Compounds by GC/MS

Analyte	Result	Qualifier	RL	MDL	Unit	D	Prepared	Analyzed	Dil Fac
1,1,1-Trichloroethane	ND		6.2	0.74	ug/Kg	☼	08/27/23 12:47	08/29/23 23:56	1
1,1,2-Trichloroethane	ND		6.2	0.62	ug/Kg	☼	08/27/23 12:47	08/29/23 23:56	1
1,1-Dichloroethene	ND		6.2	0.62	ug/Kg	☼	08/27/23 12:47	08/29/23 23:56	1
1,2,4-Trichlorobenzene	ND		12	6.2	ug/Kg	☼	08/27/23 12:47	08/29/23 23:56	1
1,2-Dichlorobenzene	ND		6.2	0.86	ug/Kg	☼	08/27/23 12:47	08/29/23 23:56	1
1,2-Dichloroethane	ND		6.2	0.74	ug/Kg	☼	08/27/23 12:47	08/29/23 23:56	1
1,2-Dichloropropane	ND		6.2	0.62	ug/Kg	☼	08/27/23 12:47	08/29/23 23:56	1
1,4-Dichlorobenzene	ND		6.2	0.86	ug/Kg	☼	08/27/23 12:47	08/29/23 23:56	1
Benzene	ND		6.2	0.62	ug/Kg	☼	08/27/23 12:47	08/29/23 23:56	1
Bromodichloromethane	ND		6.2	0.86	ug/Kg	☼	08/27/23 12:47	08/29/23 23:56	1
Bromoform	ND		12	6.2	ug/Kg	☼	08/27/23 12:47	08/29/23 23:56	1
Carbon tetrachloride	ND		6.2	0.86	ug/Kg	☼	08/27/23 12:47	08/29/23 23:56	1
Chlorobenzene	ND		6.2	0.86	ug/Kg	☼	08/27/23 12:47	08/29/23 23:56	1
Chloroform	ND		6.2	0.74	ug/Kg	☼	08/27/23 12:47	08/29/23 23:56	1
cis-1,2-Dichloroethene	ND		6.2	0.62	ug/Kg	☼	08/27/23 12:47	08/29/23 23:56	1
Dibromochloromethane	ND		6.2	0.62	ug/Kg	☼	08/27/23 12:47	08/29/23 23:56	1
Ethylbenzene	ND		6.2	0.86	ug/Kg	☼	08/27/23 12:47	08/29/23 23:56	1
m&p-Xylene	ND		6.2	2.5	ug/Kg	☼	08/27/23 12:47	08/29/23 23:56	1
Methylene Chloride	ND		6.2	2.5	ug/Kg	☼	08/27/23 12:47	08/29/23 23:56	1
o-Xylene	ND		6.2	0.86	ug/Kg	☼	08/27/23 12:47	08/29/23 23:56	1
Styrene	ND		6.2	0.86	ug/Kg	☼	08/27/23 12:47	08/29/23 23:56	1
Tetrachloroethene	ND		6.2	0.86	ug/Kg	☼	08/27/23 12:47	08/29/23 23:56	1
Toluene	0.81	J	6.2	0.74	ug/Kg	☼	08/27/23 12:47	08/29/23 23:56	1
trans-1,2-Dichloroethene	ND		6.2	0.62	ug/Kg	☼	08/27/23 12:47	08/29/23 23:56	1
Trichloroethene	ND		6.2	0.62	ug/Kg	☼	08/27/23 12:47	08/29/23 23:56	1

Eurofins Lancaster Laboratories Environment Testing, LLC

Client Sample Results

Client: Integral Consulting Inc

NYSERDA FOIL Response, January 30, 2024 (R000359-122823)

PDF Page 390 of 526

Job ID: 410-140330-1

Project/Site: Solar Farm/Battery NY State

Client Sample ID: TP-4 (5.5-6.5)

Lab Sample ID: 410-140330-7

Date Collected: 08/24/23 11:35

Matrix: Solid

Date Received: 08/25/23 10:04

Percent Solids: 77.3

Method: SW846 8260D - Volatile Organic Compounds by GC/MS (Continued)

Analyte	Result	Qualifier	RL	MDL	Unit	D	Prepared	Analyzed	Dil Fac
Vinyl chloride	ND		6.2	0.74	ug/Kg	☼	08/27/23 12:47	08/29/23 23:56	1
Tentatively Identified Compound									
Tentatively Identified Compound	Est. Result	Qualifier	Unit	D	RT	CAS No.	Prepared	Analyzed	Dil Fac
Unknown	59	T J	ug/Kg	☼	2.09	N/A	08/27/23 12:47	08/29/23 23:56	1
Cyclotrisiloxane, hexamethyl-	12	T J N B	ug/Kg	☼	10.06	541-05-9	08/27/23 12:47	08/29/23 23:56	1
Surrogate									
Surrogate	%Recovery	Qualifier	Limits				Prepared	Analyzed	Dil Fac
4-Bromofluorobenzene (Surr)	95		50 - 131				08/27/23 12:47	08/29/23 23:56	1
1,2-Dichloroethane-d4 (Surr)	102		54 - 135				08/27/23 12:47	08/29/23 23:56	1
Dibromofluoromethane (Surr)	96		50 - 141				08/27/23 12:47	08/29/23 23:56	1
Toluene-d8 (Surr)	96		52 - 141				08/27/23 12:47	08/29/23 23:56	1

Method: SW846 8270E - Semivolatile Organic Compounds (GC/MS)

Analyte	Result	Qualifier	RL	MDL	Unit	D	Prepared	Analyzed	Dil Fac
1,1'-Biphenyl	ND		47	21	ug/Kg	☼	08/30/23 07:58	08/31/23 03:30	1
2,2'-oxybis[1-chloropropane]	ND		56	26	ug/Kg	☼	08/30/23 07:58	08/31/23 03:30	1
2,4,5-Trichlorophenol	ND		47	21	ug/Kg	☼	08/30/23 07:58	08/31/23 03:30	1
2,4,6-Trichlorophenol	ND		47	21	ug/Kg	☼	08/30/23 07:58	08/31/23 03:30	1
2,4-Dichlorophenol	ND		56	26	ug/Kg	☼	08/30/23 07:58	08/31/23 03:30	1
2,4-Dimethylphenol	ND		47	21	ug/Kg	☼	08/30/23 07:58	08/31/23 03:30	1
2,4-Dinitrophenol	ND	*- cn	1300	210	ug/Kg	☼	08/30/23 07:58	08/31/23 03:30	1
2,4-Dinitrotoluene	ND		210	43	ug/Kg	☼	08/30/23 07:58	08/31/23 03:30	1
2,6-Dinitrotoluene	ND		47	21	ug/Kg	☼	08/30/23 07:58	08/31/23 03:30	1
2-Chloronaphthalene	ND	cn	43	17	ug/Kg	☼	08/30/23 07:58	08/31/23 03:30	1
2-Chlorophenol	ND		47	21	ug/Kg	☼	08/30/23 07:58	08/31/23 03:30	1
2-Methylnaphthalene	ND		21	6.4	ug/Kg	☼	08/30/23 07:58	08/31/23 03:30	1
2-Methylphenol	ND		64	26	ug/Kg	☼	08/30/23 07:58	08/31/23 03:30	1
2-Nitroaniline	ND		64	21	ug/Kg	☼	08/30/23 07:58	08/31/23 03:30	1
2-Nitrophenol	ND		64	26	ug/Kg	☼	08/30/23 07:58	08/31/23 03:30	1
3,3'-Dichlorobenzidine	ND		210	43	ug/Kg	☼	08/30/23 07:58	08/31/23 03:30	1
3-Nitroaniline	ND		210	43	ug/Kg	☼	08/30/23 07:58	08/31/23 03:30	1
4,6-Dinitro-2-methylphenol	ND	*- cn	640	210	ug/Kg	☼	08/30/23 07:58	08/31/23 03:30	1
4-Bromophenyl phenyl ether	ND		47	21	ug/Kg	☼	08/30/23 07:58	08/31/23 03:30	1
4-Chloro-3-methylphenol	ND		64	26	ug/Kg	☼	08/30/23 07:58	08/31/23 03:30	1
4-Chloroaniline	ND		210	43	ug/Kg	☼	08/30/23 07:58	08/31/23 03:30	1
4-Chlorophenyl phenyl ether	ND		47	21	ug/Kg	☼	08/30/23 07:58	08/31/23 03:30	1
4-Methylphenol	ND		64	21	ug/Kg	☼	08/30/23 07:58	08/31/23 03:30	1
4-Nitroaniline	ND		210	43	ug/Kg	☼	08/30/23 07:58	08/31/23 03:30	1
4-Nitrophenol	ND		640	210	ug/Kg	☼	08/30/23 07:58	08/31/23 03:30	1
Acenaphthene	ND		21	4.3	ug/Kg	☼	08/30/23 07:58	08/31/23 03:30	1
Acenaphthylene	ND		21	5.1	ug/Kg	☼	08/30/23 07:58	08/31/23 03:30	1
Acetophenone	ND		64	21	ug/Kg	☼	08/30/23 07:58	08/31/23 03:30	1
Anthracene	ND		21	4.3	ug/Kg	☼	08/30/23 07:58	08/31/23 03:30	1
Atrazine	ND		210	86	ug/Kg	☼	08/30/23 07:58	08/31/23 03:30	1
Benzaldehyde	ND		210	43	ug/Kg	☼	08/30/23 07:58	08/31/23 03:30	1
Benzo[a]anthracene	ND		21	4.3	ug/Kg	☼	08/30/23 07:58	08/31/23 03:30	1
Benzo[a]pyrene	ND		21	4.3	ug/Kg	☼	08/30/23 07:58	08/31/23 03:30	1
Benzo[b]fluoranthene	ND		21	4.3	ug/Kg	☼	08/30/23 07:58	08/31/23 03:30	1
Benzo[g,h,i]perylene	ND		21	4.3	ug/Kg	☼	08/30/23 07:58	08/31/23 03:30	1
Benzo[k]fluoranthene	ND		21	4.3	ug/Kg	☼	08/30/23 07:58	08/31/23 03:30	1

Client Sample Results

Client: Integral Consulting Inc

NYSERDA FOIL Response, January 30, 2024 (R000359-122823)

PDF Page 391 of 526

Job ID: 410-140330-1

Project/Site: Solar Farm/Battery NY State

Client Sample ID: TP-4 (5.5-6.5)

Lab Sample ID: 410-140330-7

Date Collected: 08/24/23 11:35

Matrix: Solid

Date Received: 08/25/23 10:04

Percent Solids: 77.3

Method: SW846 8270E - Semivolatile Organic Compounds (GC/MS) (Continued)

Analyte	Result	Qualifier	RL	MDL	Unit	D	Prepared	Analyzed	Dil Fac
Butyl benzyl phthalate	ND		210	86	ug/Kg	☼	08/30/23 07:58	08/31/23 03:30	1
Caprolactam	ND	cn	210	43	ug/Kg	☼	08/30/23 07:58	08/31/23 03:30	1
Carbazole	ND		47	21	ug/Kg	☼	08/30/23 07:58	08/31/23 03:30	1
Chrysene	ND		21	4.3	ug/Kg	☼	08/30/23 07:58	08/31/23 03:30	1
Di-n-butyl phthalate	ND		210	86	ug/Kg	☼	08/30/23 07:58	08/31/23 03:30	1
Di-n-octyl phthalate	ND		210	86	ug/Kg	☼	08/30/23 07:58	08/31/23 03:30	1
Dibenz(a,h)anthracene	ND		21	8.6	ug/Kg	☼	08/30/23 07:58	08/31/23 03:30	1
Dibenzofuran	ND		47	21	ug/Kg	☼	08/30/23 07:58	08/31/23 03:30	1
Diethyl phthalate	ND		210	86	ug/Kg	☼	08/30/23 07:58	08/31/23 03:30	1
Dimethyl phthalate	ND		210	86	ug/Kg	☼	08/30/23 07:58	08/31/23 03:30	1
Fluoranthene	ND		21	4.3	ug/Kg	☼	08/30/23 07:58	08/31/23 03:30	1
Fluorene	ND		21	4.3	ug/Kg	☼	08/30/23 07:58	08/31/23 03:30	1
Hexachlorobenzene	ND		21	8.6	ug/Kg	☼	08/30/23 07:58	08/31/23 03:30	1
Hexachlorobutadiene	ND		64	26	ug/Kg	☼	08/30/23 07:58	08/31/23 03:30	1
Hexachlorocyclopentadiene	ND		640	210	ug/Kg	☼	08/30/23 07:58	08/31/23 03:30	1
Hexachloroethane	ND		210	43	ug/Kg	☼	08/30/23 07:58	08/31/23 03:30	1
Indeno[1,2,3-cd]pyrene	ND		21	5.1	ug/Kg	☼	08/30/23 07:58	08/31/23 03:30	1
Isophorone	ND		86	21	ug/Kg	☼	08/30/23 07:58	08/31/23 03:30	1
N-Nitrosodi-n-propylamine	ND		86	43	ug/Kg	☼	08/30/23 07:58	08/31/23 03:30	1
N-Nitrosodiphenylamine	ND		47	21	ug/Kg	☼	08/30/23 07:58	08/31/23 03:30	1
Naphthalene	ND		21	8.6	ug/Kg	☼	08/30/23 07:58	08/31/23 03:30	1
Nitrobenzene	ND		47	21	ug/Kg	☼	08/30/23 07:58	08/31/23 03:30	1
Pentachlorophenol	ND	cn	210	86	ug/Kg	☼	08/30/23 07:58	08/31/23 03:30	1
Phenanthrene	ND		21	5.1	ug/Kg	☼	08/30/23 07:58	08/31/23 03:30	1
Phenol	ND		47	21	ug/Kg	☼	08/30/23 07:58	08/31/23 03:30	1
Pyrene	ND		21	4.3	ug/Kg	☼	08/30/23 07:58	08/31/23 03:30	1
Bis(2-chloroethoxy)methane	ND		47	21	ug/Kg	☼	08/30/23 07:58	08/31/23 03:30	1
Bis(2-chloroethyl)ether	ND		47	21	ug/Kg	☼	08/30/23 07:58	08/31/23 03:30	1
Bis(2-ethylhexyl) phthalate	ND		210	86	ug/Kg	☼	08/30/23 07:58	08/31/23 03:30	1

Tentatively Identified Compound	Est. Result	Qualifier	Unit	D	RT	CAS No.	Prepared	Analyzed	Dil Fac
Unknown	2800	T J	ug/Kg	☼	1.39	N/A	08/30/23 07:58	08/31/23 03:30	1
Unknown	20000	T J B	ug/Kg	☼	2.10	N/A	08/30/23 07:58	08/31/23 03:30	1
Unknown	1100	T J	ug/Kg	☼	8.65	N/A	08/30/23 07:58	08/31/23 03:30	1
n-Hexadecanoic acid	200	T J N	ug/Kg	☼	9.19	57-10-3	08/30/23 07:58	08/31/23 03:30	1
Unknown	330	T J	ug/Kg	☼	11.07	N/A	08/30/23 07:58	08/31/23 03:30	1
Unknown	170	T J	ug/Kg	☼	11.70	N/A	08/30/23 07:58	08/31/23 03:30	1

Surrogate	%Recovery	Qualifier	Limits	Prepared	Analyzed	Dil Fac
2,4,6-Tribromophenol (Surr)	40		10 - 138	08/30/23 07:58	08/31/23 03:30	1
2-Fluorobiphenyl (Surr)	67		37 - 120	08/30/23 07:58	08/31/23 03:30	1
2-Fluorophenol (Surr)	61		22 - 120	08/30/23 07:58	08/31/23 03:30	1
Nitrobenzene-d5 (Surr)	75		26 - 120	08/30/23 07:58	08/31/23 03:30	1
p-Terphenyl-d14 (Surr)	80		40 - 133	08/30/23 07:58	08/31/23 03:30	1
Phenol-d5 (Surr)	64		27 - 120	08/30/23 07:58	08/31/23 03:30	1

Method: SW846 6010D - Metals (ICP)

Analyte	Result	Qualifier	RL	MDL	Unit	D	Prepared	Analyzed	Dil Fac
Lithium	26		6.0	2.4	mg/Kg	☼	08/27/23 20:21	08/28/23 09:28	1

Client Sample Results

Client: Integral Consulting Inc

NYSERDA FOIL Response, January 30, 2024 (R000359-122823)

PDF Page 392 of 526

Job ID: 410-140330-1

Project/Site: Solar Farm/Battery NY State

Client Sample ID: TP-4 (5.5-6.5)

Lab Sample ID: 410-140330-7

Date Collected: 08/24/23 11:35

Matrix: Solid

Date Received: 08/25/23 10:04

Percent Solids: 77.3

Method: SW846 6020B - Metals (ICP/MS)

Analyte	Result	Qualifier	RL	MDL	Unit	D	Prepared	Analyzed	Dil Fac
Aluminum	27000		120	60	mg/Kg	☼	08/27/23 20:21	08/31/23 17:49	10
Antimony	ND		0.24	0.097	mg/Kg	☼	08/27/23 20:21	08/31/23 17:47	2
Arsenic	3.6		0.48	0.16	mg/Kg	☼	08/27/23 20:21	08/31/23 17:47	2
Barium	250		2.4	1.1	mg/Kg	☼	08/27/23 20:21	08/31/23 17:49	10
Beryllium	1.3		0.12	0.029	mg/Kg	☼	08/27/23 20:21	08/31/23 17:47	2
Cadmium	0.11	J	0.12	0.048	mg/Kg	☼	08/27/23 20:21	08/31/23 17:47	2
Calcium	47000		240	120	mg/Kg	☼	08/27/23 20:21	08/31/23 17:49	10
Chromium	43		0.48	0.23	mg/Kg	☼	08/27/23 20:21	08/31/23 17:47	2
Cobalt	14		0.24	0.097	mg/Kg	☼	08/27/23 20:21	08/31/23 17:47	2
Copper	27		0.48	0.22	mg/Kg	☼	08/27/23 20:21	08/31/23 17:47	2
Iron	36000		120	56	mg/Kg	☼	08/27/23 20:21	08/31/23 17:49	10
Lead	10		0.24	0.092	mg/Kg	☼	08/27/23 20:21	08/31/23 17:47	2
Magnesium	20000		12	5.9	mg/Kg	☼	08/27/23 20:21	08/31/23 17:47	2
Manganese	630		0.48	0.24	mg/Kg	☼	08/27/23 20:21	08/31/23 17:47	2
Nickel	31		0.48	0.23	mg/Kg	☼	08/27/23 20:21	08/31/23 17:47	2
Potassium	7700		48	19	mg/Kg	☼	08/27/23 20:21	08/31/23 17:47	2
Selenium	ND		0.48	0.12	mg/Kg	☼	08/27/23 20:21	08/31/23 17:47	2
Silver	ND		0.12	0.049	mg/Kg	☼	08/27/23 20:21	08/31/23 17:47	2
Sodium	940		60	29	mg/Kg	☼	08/27/23 20:21	08/31/23 17:47	2
Thallium	0.30		0.12	0.047	mg/Kg	☼	08/27/23 20:21	08/31/23 17:47	2
Zinc	77		36	4.8	mg/Kg	☼	08/27/23 20:21	08/31/23 17:47	2
Vanadium	64		0.97	0.24	mg/Kg	☼	08/27/23 20:21	08/31/23 17:47	2

Method: SW846 7471B - Mercury (CVAA)

Analyte	Result	Qualifier	RL	MDL	Unit	D	Prepared	Analyzed	Dil Fac
Mercury	ND		0.072	0.024	mg/Kg	☼	08/28/23 05:53	08/29/23 13:33	1

General Chemistry

Analyte	Result	Qualifier	RL	MDL	Unit	D	Prepared	Analyzed	Dil Fac
Percent Moisture (EPA Moisture)	22.7		1.0	1.0	%			08/25/23 12:49	1

Client Sample ID: TP-5 (1.17-2.17)

Lab Sample ID: 410-140330-8

Date Collected: 08/24/23 12:15

Matrix: Solid

Date Received: 08/25/23 10:04

Percent Solids: 77.3

Method: SW846 8260D - Volatile Organic Compounds by GC/MS

Analyte	Result	Qualifier	RL	MDL	Unit	D	Prepared	Analyzed	Dil Fac
1,1,1-Trichloroethane	ND		4.9	0.59	ug/Kg	☼	08/27/23 12:47	08/30/23 00:19	1
1,1,2-Trichloroethane	ND		4.9	0.49	ug/Kg	☼	08/27/23 12:47	08/30/23 00:19	1
1,1-Dichloroethene	ND		4.9	0.49	ug/Kg	☼	08/27/23 12:47	08/30/23 00:19	1
1,2,4-Trichlorobenzene	ND		9.9	4.9	ug/Kg	☼	08/27/23 12:47	08/30/23 00:19	1
1,2-Dichlorobenzene	ND		4.9	0.69	ug/Kg	☼	08/27/23 12:47	08/30/23 00:19	1
1,2-Dichloroethane	ND		4.9	0.59	ug/Kg	☼	08/27/23 12:47	08/30/23 00:19	1
1,2-Dichloropropane	ND		4.9	0.49	ug/Kg	☼	08/27/23 12:47	08/30/23 00:19	1
1,4-Dichlorobenzene	ND		4.9	0.69	ug/Kg	☼	08/27/23 12:47	08/30/23 00:19	1
Benzene	ND		4.9	0.49	ug/Kg	☼	08/27/23 12:47	08/30/23 00:19	1
Bromodichloromethane	ND		4.9	0.69	ug/Kg	☼	08/27/23 12:47	08/30/23 00:19	1
Bromoform	ND		9.9	4.9	ug/Kg	☼	08/27/23 12:47	08/30/23 00:19	1
Carbon tetrachloride	ND		4.9	0.69	ug/Kg	☼	08/27/23 12:47	08/30/23 00:19	1
Chlorobenzene	ND		4.9	0.69	ug/Kg	☼	08/27/23 12:47	08/30/23 00:19	1

Eurofins Lancaster Laboratories Environment Testing, LLC

Client Sample Results

Client: Integral Consulting Inc

NYSERDA FOIL Response, January 30, 2024 (R000359-122823)

PDF Page 393 of 526

Job ID: 410-140330-1

Project/Site: Solar Farm/Battery NY State

Client Sample ID: TP-5 (1.17-2.17)

Lab Sample ID: 410-140330-8

Date Collected: 08/24/23 12:15

Matrix: Solid

Date Received: 08/25/23 10:04

Percent Solids: 77.3

Method: SW846 8260D - Volatile Organic Compounds by GC/MS (Continued)

Analyte	Result	Qualifier	RL	MDL	Unit	D	Prepared	Analyzed	Dil Fac
Chloroform	ND		4.9	0.59	ug/Kg	☼	08/27/23 12:47	08/30/23 00:19	1
cis-1,2-Dichloroethene	ND		4.9	0.49	ug/Kg	☼	08/27/23 12:47	08/30/23 00:19	1
Dibromochloromethane	ND		4.9	0.49	ug/Kg	☼	08/27/23 12:47	08/30/23 00:19	1
Ethylbenzene	ND		4.9	0.69	ug/Kg	☼	08/27/23 12:47	08/30/23 00:19	1
m&p-Xylene	ND		4.9	2.0	ug/Kg	☼	08/27/23 12:47	08/30/23 00:19	1
Methylene Chloride	ND		4.9	2.0	ug/Kg	☼	08/27/23 12:47	08/30/23 00:19	1
o-Xylene	ND		4.9	0.69	ug/Kg	☼	08/27/23 12:47	08/30/23 00:19	1
Styrene	ND		4.9	0.69	ug/Kg	☼	08/27/23 12:47	08/30/23 00:19	1
Tetrachloroethene	ND		4.9	0.69	ug/Kg	☼	08/27/23 12:47	08/30/23 00:19	1
Toluene	ND		4.9	0.59	ug/Kg	☼	08/27/23 12:47	08/30/23 00:19	1
trans-1,2-Dichloroethene	ND		4.9	0.49	ug/Kg	☼	08/27/23 12:47	08/30/23 00:19	1
Trichloroethene	ND		4.9	0.49	ug/Kg	☼	08/27/23 12:47	08/30/23 00:19	1
Vinyl chloride	ND		4.9	0.59	ug/Kg	☼	08/27/23 12:47	08/30/23 00:19	1
<i>Tentatively Identified Compound</i>	<i>Est. Result</i>	<i>Qualifier</i>	<i>Unit</i>	<i>D</i>	<i>RT</i>	<i>CAS No.</i>	<i>Prepared</i>	<i>Analyzed</i>	<i>Dil Fac</i>
Unknown	9.6	T J	ug/Kg	☼	2.12	N/A	08/27/23 12:47	08/30/23 00:19	1
Cyclotrisiloxane, hexamethyl-	10	T J N B	ug/Kg	☼	10.06	541-05-9	08/27/23 12:47	08/30/23 00:19	1
Hexanal	17	T J N	ug/Kg	☼	10.45	66-25-1	08/27/23 12:47	08/30/23 00:19	1
<i>Surrogate</i>	<i>%Recovery</i>	<i>Qualifier</i>	<i>Limits</i>				<i>Prepared</i>	<i>Analyzed</i>	<i>Dil Fac</i>
4-Bromofluorobenzene (Surr)	96		50 - 131				08/27/23 12:47	08/30/23 00:19	1
1,2-Dichloroethane-d4 (Surr)	102		54 - 135				08/27/23 12:47	08/30/23 00:19	1
Dibromofluoromethane (Surr)	96		50 - 141				08/27/23 12:47	08/30/23 00:19	1
Toluene-d8 (Surr)	97		52 - 141				08/27/23 12:47	08/30/23 00:19	1

Method: SW846 8270E - Semivolatile Organic Compounds (GC/MS)

Analyte	Result	Qualifier	RL	MDL	Unit	D	Prepared	Analyzed	Dil Fac
1,1'-Biphenyl	ND		47	22	ug/Kg	☼	08/30/23 07:58	08/31/23 03:52	1
2,2'-oxybis[1-chloropropane]	ND		56	26	ug/Kg	☼	08/30/23 07:58	08/31/23 03:52	1
2,4,5-Trichlorophenol	ND		47	22	ug/Kg	☼	08/30/23 07:58	08/31/23 03:52	1
2,4,6-Trichlorophenol	ND		47	22	ug/Kg	☼	08/30/23 07:58	08/31/23 03:52	1
2,4-Dichlorophenol	ND		56	26	ug/Kg	☼	08/30/23 07:58	08/31/23 03:52	1
2,4-Dimethylphenol	ND		47	22	ug/Kg	☼	08/30/23 07:58	08/31/23 03:52	1
2,4-Dinitrophenol	ND	*- cn	1300	220	ug/Kg	☼	08/30/23 07:58	08/31/23 03:52	1
2,4-Dinitrotoluene	ND		220	43	ug/Kg	☼	08/30/23 07:58	08/31/23 03:52	1
2,6-Dinitrotoluene	ND		47	22	ug/Kg	☼	08/30/23 07:58	08/31/23 03:52	1
2-Chloronaphthalene	ND	cn	43	17	ug/Kg	☼	08/30/23 07:58	08/31/23 03:52	1
2-Chlorophenol	ND		47	22	ug/Kg	☼	08/30/23 07:58	08/31/23 03:52	1
2-Methylnaphthalene	ND		22	6.4	ug/Kg	☼	08/30/23 07:58	08/31/23 03:52	1
2-Methylphenol	ND		65	26	ug/Kg	☼	08/30/23 07:58	08/31/23 03:52	1
2-Nitroaniline	ND		65	22	ug/Kg	☼	08/30/23 07:58	08/31/23 03:52	1
2-Nitrophenol	ND		65	26	ug/Kg	☼	08/30/23 07:58	08/31/23 03:52	1
3,3'-Dichlorobenzidine	ND		220	43	ug/Kg	☼	08/30/23 07:58	08/31/23 03:52	1
3-Nitroaniline	ND		220	43	ug/Kg	☼	08/30/23 07:58	08/31/23 03:52	1
4,6-Dinitro-2-methylphenol	ND	*- cn	650	220	ug/Kg	☼	08/30/23 07:58	08/31/23 03:52	1
4-Bromophenyl phenyl ether	ND		47	22	ug/Kg	☼	08/30/23 07:58	08/31/23 03:52	1
4-Chloro-3-methylphenol	ND		65	26	ug/Kg	☼	08/30/23 07:58	08/31/23 03:52	1
4-Chloroaniline	ND		220	43	ug/Kg	☼	08/30/23 07:58	08/31/23 03:52	1
4-Chlorophenyl phenyl ether	ND		47	22	ug/Kg	☼	08/30/23 07:58	08/31/23 03:52	1
4-Methylphenol	ND		65	22	ug/Kg	☼	08/30/23 07:58	08/31/23 03:52	1

Eurofins Lancaster Laboratories Environment Testing, LLC

Client Sample Results

Client: Integral Consulting Inc

NYSERDA FOIL Response, January 30, 2024 (R000359-122823)

PDF Page 394 of 526

Job ID: 410-140330-1

Project/Site: Solar Farm/Battery NY State

Client Sample ID: TP-5 (1.17-2.17)

Lab Sample ID: 410-140330-8

Date Collected: 08/24/23 12:15

Matrix: Solid

Date Received: 08/25/23 10:04

Percent Solids: 77.3

Method: SW846 8270E - Semivolatile Organic Compounds (GC/MS) (Continued)

Analyte	Result	Qualifier	RL	MDL	Unit	D	Prepared	Analyzed	Dil Fac
4-Nitroaniline	ND		220	43	ug/Kg	☼	08/30/23 07:58	08/31/23 03:52	1
4-Nitrophenol	ND		650	220	ug/Kg	☼	08/30/23 07:58	08/31/23 03:52	1
Acenaphthene	ND		22	4.3	ug/Kg	☼	08/30/23 07:58	08/31/23 03:52	1
Acenaphthylene	ND		22	5.2	ug/Kg	☼	08/30/23 07:58	08/31/23 03:52	1
Acetophenone	ND		65	22	ug/Kg	☼	08/30/23 07:58	08/31/23 03:52	1
Anthracene	ND		22	4.3	ug/Kg	☼	08/30/23 07:58	08/31/23 03:52	1
Atrazine	ND		220	86	ug/Kg	☼	08/30/23 07:58	08/31/23 03:52	1
Benzaldehyde	ND		220	43	ug/Kg	☼	08/30/23 07:58	08/31/23 03:52	1
Benzo[a]anthracene	ND		22	4.3	ug/Kg	☼	08/30/23 07:58	08/31/23 03:52	1
Benzo[a]pyrene	ND		22	4.3	ug/Kg	☼	08/30/23 07:58	08/31/23 03:52	1
Benzo[b]fluoranthene	ND		22	4.3	ug/Kg	☼	08/30/23 07:58	08/31/23 03:52	1
Benzo[g,h,i]perylene	ND		22	4.3	ug/Kg	☼	08/30/23 07:58	08/31/23 03:52	1
Benzo[k]fluoranthene	ND		22	4.3	ug/Kg	☼	08/30/23 07:58	08/31/23 03:52	1
Butyl benzyl phthalate	ND		220	86	ug/Kg	☼	08/30/23 07:58	08/31/23 03:52	1
Caprolactam	ND	cn	220	43	ug/Kg	☼	08/30/23 07:58	08/31/23 03:52	1
Carbazole	ND		47	22	ug/Kg	☼	08/30/23 07:58	08/31/23 03:52	1
Chrysene	ND		22	4.3	ug/Kg	☼	08/30/23 07:58	08/31/23 03:52	1
Di-n-butyl phthalate	ND		220	86	ug/Kg	☼	08/30/23 07:58	08/31/23 03:52	1
Di-n-octyl phthalate	ND		220	86	ug/Kg	☼	08/30/23 07:58	08/31/23 03:52	1
Dibenz(a,h)anthracene	ND		22	8.6	ug/Kg	☼	08/30/23 07:58	08/31/23 03:52	1
Dibenzofuran	ND		47	22	ug/Kg	☼	08/30/23 07:58	08/31/23 03:52	1
Diethyl phthalate	ND		220	86	ug/Kg	☼	08/30/23 07:58	08/31/23 03:52	1
Dimethyl phthalate	ND		220	86	ug/Kg	☼	08/30/23 07:58	08/31/23 03:52	1
Fluoranthene	ND		22	4.3	ug/Kg	☼	08/30/23 07:58	08/31/23 03:52	1
Fluorene	ND		22	4.3	ug/Kg	☼	08/30/23 07:58	08/31/23 03:52	1
Hexachlorobenzene	ND		22	8.6	ug/Kg	☼	08/30/23 07:58	08/31/23 03:52	1
Hexachlorobutadiene	ND		65	26	ug/Kg	☼	08/30/23 07:58	08/31/23 03:52	1
Hexachlorocyclopentadiene	ND		650	220	ug/Kg	☼	08/30/23 07:58	08/31/23 03:52	1
Hexachloroethane	ND		220	43	ug/Kg	☼	08/30/23 07:58	08/31/23 03:52	1
Indeno[1,2,3-cd]pyrene	ND		22	5.2	ug/Kg	☼	08/30/23 07:58	08/31/23 03:52	1
Isophorone	ND		86	22	ug/Kg	☼	08/30/23 07:58	08/31/23 03:52	1
N-Nitrosodi-n-propylamine	ND		86	43	ug/Kg	☼	08/30/23 07:58	08/31/23 03:52	1
N-Nitrosodiphenylamine	ND		47	22	ug/Kg	☼	08/30/23 07:58	08/31/23 03:52	1
Naphthalene	ND		22	8.6	ug/Kg	☼	08/30/23 07:58	08/31/23 03:52	1
Nitrobenzene	ND		47	22	ug/Kg	☼	08/30/23 07:58	08/31/23 03:52	1
Pentachlorophenol	ND	cn	220	86	ug/Kg	☼	08/30/23 07:58	08/31/23 03:52	1
Phenanthrene	ND		22	5.2	ug/Kg	☼	08/30/23 07:58	08/31/23 03:52	1
Phenol	ND		47	22	ug/Kg	☼	08/30/23 07:58	08/31/23 03:52	1
Pyrene	ND		22	4.3	ug/Kg	☼	08/30/23 07:58	08/31/23 03:52	1
Bis(2-chloroethoxy)methane	ND		47	22	ug/Kg	☼	08/30/23 07:58	08/31/23 03:52	1
Bis(2-chloroethyl)ether	ND		47	22	ug/Kg	☼	08/30/23 07:58	08/31/23 03:52	1
Bis(2-ethylhexyl) phthalate	ND		220	86	ug/Kg	☼	08/30/23 07:58	08/31/23 03:52	1

Tentatively Identified Compound	Est. Result	Qualifier	Unit	D	RT	CAS No.	Prepared	Analyzed	Dil Fac
Unknown	3300	T J B	ug/Kg	☼	2.04	N/A	08/30/23 07:58	08/31/23 03:52	1
Unknown	380	T J	ug/Kg	☼	2.42	N/A	08/30/23 07:58	08/31/23 03:52	1
Unknown	510	T J	ug/Kg	☼	3.70	N/A	08/30/23 07:58	08/31/23 03:52	1
Unknown	340	T J	ug/Kg	☼	4.39	N/A	08/30/23 07:58	08/31/23 03:52	1
Unknown	630	T J	ug/Kg	☼	4.94	N/A	08/30/23 07:58	08/31/23 03:52	1
Unknown	330	T J	ug/Kg	☼	5.67	N/A	08/30/23 07:58	08/31/23 03:52	1

Eurofins Lancaster Laboratories Environment Testing, LLC

Client Sample Results

Client: Integral Consulting Inc

NYSERDA FOIL Response, January 30, 2024 (R000359-122823)

PDF Page 395 of 526

Job ID: 410-140330-1

Project/Site: Solar Farm/Battery NY State

Client Sample ID: TP-5 (1.17-2.17)

Lab Sample ID: 410-140330-8

Date Collected: 08/24/23 12:15

Matrix: Solid

Date Received: 08/25/23 10:04

Percent Solids: 77.3

Method: SW846 8270E - Semivolatile Organic Compounds (GC/MS) (Continued)

Tentatively Identified Compound	Est. Result	Qualifier	Unit	D	RT	CAS No.	Prepared	Analyzed	Dil Fac
Unknown	410	T J	ug/Kg	☼	6.32	N/A	08/30/23 07:58	08/31/23 03:52	1
Hexadecenoic acid, Z-11-	1500	T J N	ug/Kg	☼	9.16	2416-20-8	08/30/23 07:58	08/31/23 03:52	1
n-Hexadecanoic acid	2100	T J N	ug/Kg	☼	9.20	57-10-3	08/30/23 07:58	08/31/23 03:52	1
Unknown	490	T J	ug/Kg	☼	9.42	N/A	08/30/23 07:58	08/31/23 03:52	1
Unknown	500	T J	ug/Kg	☼	9.59	N/A	08/30/23 07:58	08/31/23 03:52	1
9-Octadecenoic acid, (E)-	1700	T J N	ug/Kg	☼	9.87	112-79-8	08/30/23 07:58	08/31/23 03:52	1
Octadecanoic acid	670	T J N	ug/Kg	☼	9.95	57-11-4	08/30/23 07:58	08/31/23 03:52	1
Unknown	390	T J	ug/Kg	☼	11.70	N/A	08/30/23 07:58	08/31/23 03:52	1
Unknown	620	T J	ug/Kg	☼	13.47	N/A	08/30/23 07:58	08/31/23 03:52	1
Surrogate	%Recovery	Qualifier	Limits				Prepared	Analyzed	Dil Fac
2,4,6-Tribromophenol (Surr)	80		10 - 138				08/30/23 07:58	08/31/23 03:52	1
2-Fluorobiphenyl (Surr)	75		37 - 120				08/30/23 07:58	08/31/23 03:52	1
2-Fluorophenol (Surr)	61		22 - 120				08/30/23 07:58	08/31/23 03:52	1
Nitrobenzene-d5 (Surr)	78		26 - 120				08/30/23 07:58	08/31/23 03:52	1
p-Terphenyl-d14 (Surr)	87		40 - 133				08/30/23 07:58	08/31/23 03:52	1
Phenol-d5 (Surr)	67		27 - 120				08/30/23 07:58	08/31/23 03:52	1

Method: SW846 6010D - Metals (ICP)

Analyte	Result	Qualifier	RL	MDL	Unit	D	Prepared	Analyzed	Dil Fac
Lithium	15		6.0	2.4	mg/Kg	☼	08/27/23 20:21	08/28/23 09:44	1

Method: SW846 6020B - Metals (ICP/MS)

Analyte	Result	Qualifier	RL	MDL	Unit	D	Prepared	Analyzed	Dil Fac
Aluminum	48000		120	60	mg/Kg	☼	08/27/23 20:21	08/31/23 18:03	10
Antimony	ND		0.24	0.097	mg/Kg	☼	08/27/23 20:21	08/31/23 18:01	2
Arsenic	4.0		0.48	0.16	mg/Kg	☼	08/27/23 20:21	08/31/23 18:01	2
Barium	310		2.4	1.1	mg/Kg	☼	08/27/23 20:21	08/31/23 18:03	10
Beryllium	1.5		0.12	0.029	mg/Kg	☼	08/27/23 20:21	08/31/23 18:01	2
Cadmium	0.048	J	0.12	0.048	mg/Kg	☼	08/27/23 20:21	08/31/23 18:01	2
Calcium	5000		48	24	mg/Kg	☼	08/27/23 20:21	08/31/23 18:01	2
Chromium	64		0.48	0.23	mg/Kg	☼	08/27/23 20:21	08/31/23 18:01	2
Cobalt	16		0.24	0.097	mg/Kg	☼	08/27/23 20:21	08/31/23 18:01	2
Copper	27		0.48	0.22	mg/Kg	☼	08/27/23 20:21	08/31/23 18:01	2
Iron	46000		120	56	mg/Kg	☼	08/27/23 20:21	08/31/23 18:03	10
Lead	16		0.24	0.092	mg/Kg	☼	08/27/23 20:21	08/31/23 18:01	2
Magnesium	13000		12	5.9	mg/Kg	☼	08/27/23 20:21	08/31/23 18:01	2
Manganese	490		0.48	0.24	mg/Kg	☼	08/27/23 20:21	08/31/23 18:01	2
Nickel	36		0.48	0.23	mg/Kg	☼	08/27/23 20:21	08/31/23 18:01	2
Potassium	7600		48	19	mg/Kg	☼	08/27/23 20:21	08/31/23 18:01	2
Selenium	0.33	J	0.48	0.12	mg/Kg	☼	08/27/23 20:21	08/31/23 18:01	2
Silver	0.072	J	0.12	0.049	mg/Kg	☼	08/27/23 20:21	08/31/23 18:01	2
Sodium	220		60	29	mg/Kg	☼	08/27/23 20:21	08/31/23 18:01	2
Thallium	0.46		0.12	0.047	mg/Kg	☼	08/27/23 20:21	08/31/23 18:01	2
Zinc	100		36	4.8	mg/Kg	☼	08/27/23 20:21	08/31/23 18:01	2
Vanadium	90		0.97	0.24	mg/Kg	☼	08/27/23 20:21	08/31/23 18:01	2

Method: SW846 7471B - Mercury (CVAA)

Analyte	Result	Qualifier	RL	MDL	Unit	D	Prepared	Analyzed	Dil Fac
Mercury	0.027	J	0.073	0.024	mg/Kg	☼	08/28/23 05:53	08/29/23 13:31	1

Eurofins Lancaster Laboratories Environment Testing, LLC

Client Sample Results

Client: Integral Consulting Inc

NYSERDA FOIL Response, January 30, 2024 (R000359-122823)

PDF Page 396 of 526

Job ID: 410-140330-1

Project/Site: Solar Farm/Battery NY State

Client Sample ID: TP-5 (1.17-2.17)

Lab Sample ID: 410-140330-8

Date Collected: 08/24/23 12:15

Matrix: Solid

Date Received: 08/25/23 10:04

Percent Solids: 77.3

General Chemistry

Analyte	Result	Qualifier	RL	MDL	Unit	D	Prepared	Analyzed	Dil Fac
Percent Moisture (EPA Moisture)	22.7		1.0	1.0	%			08/25/23 12:49	1

Client Sample ID: TP-5 (7.5-8.5)

Lab Sample ID: 410-140330-9

Date Collected: 08/24/23 12:35

Matrix: Solid

Date Received: 08/25/23 10:04

Percent Solids: 82.0

Method: SW846 8260D - Volatile Organic Compounds by GC/MS

Analyte	Result	Qualifier	RL	MDL	Unit	D	Prepared	Analyzed	Dil Fac
1,1,1-Trichloroethane	ND		5.1	0.62	ug/Kg	✱	08/27/23 12:47	08/31/23 17:38	1
1,1,2-Trichloroethane	ND		5.1	0.51	ug/Kg	✱	08/27/23 12:47	08/31/23 17:38	1
1,1-Dichloroethene	ND		5.1	0.51	ug/Kg	✱	08/27/23 12:47	08/31/23 17:38	1
1,2,4-Trichlorobenzene	ND		10	5.1	ug/Kg	✱	08/27/23 12:47	08/31/23 17:38	1
1,2-Dichlorobenzene	ND		5.1	0.72	ug/Kg	✱	08/27/23 12:47	08/31/23 17:38	1
1,2-Dichloroethane	ND		5.1	0.62	ug/Kg	✱	08/27/23 12:47	08/31/23 17:38	1
1,2-Dichloropropane	ND		5.1	0.51	ug/Kg	✱	08/27/23 12:47	08/31/23 17:38	1
1,4-Dichlorobenzene	ND		5.1	0.72	ug/Kg	✱	08/27/23 12:47	08/31/23 17:38	1
Benzene	ND		5.1	0.51	ug/Kg	✱	08/27/23 12:47	08/31/23 17:38	1
Bromodichloromethane	ND		5.1	0.72	ug/Kg	✱	08/27/23 12:47	08/31/23 17:38	1
Bromoform	ND		10	5.1	ug/Kg	✱	08/27/23 12:47	08/31/23 17:38	1
Carbon tetrachloride	ND		5.1	0.72	ug/Kg	✱	08/27/23 12:47	08/31/23 17:38	1
Chlorobenzene	ND		5.1	0.72	ug/Kg	✱	08/27/23 12:47	08/31/23 17:38	1
Chloroform	ND		5.1	0.62	ug/Kg	✱	08/27/23 12:47	08/31/23 17:38	1
cis-1,2-Dichloroethene	ND		5.1	0.51	ug/Kg	✱	08/27/23 12:47	08/31/23 17:38	1
Dibromochloromethane	ND		5.1	0.51	ug/Kg	✱	08/27/23 12:47	08/31/23 17:38	1
Ethylbenzene	ND		5.1	0.72	ug/Kg	✱	08/27/23 12:47	08/31/23 17:38	1
m&p-Xylene	ND		5.1	2.1	ug/Kg	✱	08/27/23 12:47	08/31/23 17:38	1
Methylene Chloride	ND		5.1	2.1	ug/Kg	✱	08/27/23 12:47	08/31/23 17:38	1
o-Xylene	ND		5.1	0.72	ug/Kg	✱	08/27/23 12:47	08/31/23 17:38	1
Styrene	ND		5.1	0.72	ug/Kg	✱	08/27/23 12:47	08/31/23 17:38	1
Tetrachloroethene	ND		5.1	0.72	ug/Kg	✱	08/27/23 12:47	08/31/23 17:38	1
Toluene	0.64	J	5.1	0.62	ug/Kg	✱	08/27/23 12:47	08/31/23 17:38	1
trans-1,2-Dichloroethene	ND		5.1	0.51	ug/Kg	✱	08/27/23 12:47	08/31/23 17:38	1
Trichloroethene	ND		5.1	0.51	ug/Kg	✱	08/27/23 12:47	08/31/23 17:38	1
Vinyl chloride	ND		5.1	0.62	ug/Kg	✱	08/27/23 12:47	08/31/23 17:38	1

Tentatively Identified Compound	Est. Result	Qualifier	Unit	D	RT	CAS No.	Prepared	Analyzed	Dil Fac
Unknown	5.4	T J	ug/Kg	✱	4.12	N/A	08/27/23 12:47	08/31/23 17:38	1

Surrogate	%Recovery	Qualifier	Limits	Prepared	Analyzed	Dil Fac
4-Bromofluorobenzene (Surr)	98		50 - 131	08/27/23 12:47	08/31/23 17:38	1
1,2-Dichloroethane-d4 (Surr)	110		54 - 135	08/27/23 12:47	08/31/23 17:38	1
Dibromofluoromethane (Surr)	97		50 - 141	08/27/23 12:47	08/31/23 17:38	1
Toluene-d8 (Surr)	98		52 - 141	08/27/23 12:47	08/31/23 17:38	1

Method: SW846 8270E - Semivolatile Organic Compounds (GC/MS)

Analyte	Result	Qualifier	RL	MDL	Unit	D	Prepared	Analyzed	Dil Fac
1,1'-Biphenyl	ND		45	20	ug/Kg	✱	08/30/23 07:58	08/31/23 04:13	1
2,2'-oxybis[1-chloropropane]	ND		53	24	ug/Kg	✱	08/30/23 07:58	08/31/23 04:13	1
2,4,5-Trichlorophenol	ND		45	20	ug/Kg	✱	08/30/23 07:58	08/31/23 04:13	1
2,4,6-Trichlorophenol	ND		45	20	ug/Kg	✱	08/30/23 07:58	08/31/23 04:13	1
2,4-Dichlorophenol	ND		53	24	ug/Kg	✱	08/30/23 07:58	08/31/23 04:13	1

Eurofins Lancaster Laboratories Environment Testing, LLC

Client Sample Results

Client: Integral Consulting Inc

NYSERDA FOIL Response, January 30, 2024 (R000359-122823)

PDF Page 397 of 526

Job ID: 410-140330-1

Project/Site: Solar Farm/Battery NY State

Client Sample ID: TP-5 (7.5-8.5)

Lab Sample ID: 410-140330-9

Date Collected: 08/24/23 12:35

Matrix: Solid

Date Received: 08/25/23 10:04

Percent Solids: 82.0

Method: SW846 8270E - Semivolatile Organic Compounds (GC/MS) (Continued)

Analyte	Result	Qualifier	RL	MDL	Unit	D	Prepared	Analyzed	Dil Fac
2,4-Dimethylphenol	ND		45	20	ug/Kg	☼	08/30/23 07:58	08/31/23 04:13	1
2,4-Dinitrophenol	ND	*- cn	1200	200	ug/Kg	☼	08/30/23 07:58	08/31/23 04:13	1
2,4-Dinitrotoluene	ND		200	40	ug/Kg	☼	08/30/23 07:58	08/31/23 04:13	1
2,6-Dinitrotoluene	ND		45	20	ug/Kg	☼	08/30/23 07:58	08/31/23 04:13	1
2-Chloronaphthalene	ND	cn	40	16	ug/Kg	☼	08/30/23 07:58	08/31/23 04:13	1
2-Chlorophenol	ND		45	20	ug/Kg	☼	08/30/23 07:58	08/31/23 04:13	1
2-Methylnaphthalene	ND		20	6.1	ug/Kg	☼	08/30/23 07:58	08/31/23 04:13	1
2-Methylphenol	ND		61	24	ug/Kg	☼	08/30/23 07:58	08/31/23 04:13	1
2-Nitroaniline	ND		61	20	ug/Kg	☼	08/30/23 07:58	08/31/23 04:13	1
2-Nitrophenol	ND		61	24	ug/Kg	☼	08/30/23 07:58	08/31/23 04:13	1
3,3'-Dichlorobenzidine	ND		200	40	ug/Kg	☼	08/30/23 07:58	08/31/23 04:13	1
3-Nitroaniline	ND		200	40	ug/Kg	☼	08/30/23 07:58	08/31/23 04:13	1
4,6-Dinitro-2-methylphenol	ND	*- cn	610	200	ug/Kg	☼	08/30/23 07:58	08/31/23 04:13	1
4-Bromophenyl phenyl ether	ND		45	20	ug/Kg	☼	08/30/23 07:58	08/31/23 04:13	1
4-Chloro-3-methylphenol	ND		61	24	ug/Kg	☼	08/30/23 07:58	08/31/23 04:13	1
4-Chloroaniline	ND		200	40	ug/Kg	☼	08/30/23 07:58	08/31/23 04:13	1
4-Chlorophenyl phenyl ether	ND		45	20	ug/Kg	☼	08/30/23 07:58	08/31/23 04:13	1
4-Methylphenol	ND		61	20	ug/Kg	☼	08/30/23 07:58	08/31/23 04:13	1
4-Nitroaniline	ND		200	40	ug/Kg	☼	08/30/23 07:58	08/31/23 04:13	1
4-Nitrophenol	ND		610	200	ug/Kg	☼	08/30/23 07:58	08/31/23 04:13	1
Acenaphthene	ND		20	4.0	ug/Kg	☼	08/30/23 07:58	08/31/23 04:13	1
Acenaphthylene	ND		20	4.9	ug/Kg	☼	08/30/23 07:58	08/31/23 04:13	1
Acetophenone	ND		61	20	ug/Kg	☼	08/30/23 07:58	08/31/23 04:13	1
Anthracene	ND		20	4.0	ug/Kg	☼	08/30/23 07:58	08/31/23 04:13	1
Atrazine	ND		200	81	ug/Kg	☼	08/30/23 07:58	08/31/23 04:13	1
Benzaldehyde	ND		200	40	ug/Kg	☼	08/30/23 07:58	08/31/23 04:13	1
Benzo[a]anthracene	ND		20	4.0	ug/Kg	☼	08/30/23 07:58	08/31/23 04:13	1
Benzo[a]pyrene	ND		20	4.0	ug/Kg	☼	08/30/23 07:58	08/31/23 04:13	1
Benzo[b]fluoranthene	ND		20	4.0	ug/Kg	☼	08/30/23 07:58	08/31/23 04:13	1
Benzo[g,h,i]perylene	ND		20	4.0	ug/Kg	☼	08/30/23 07:58	08/31/23 04:13	1
Benzo[k]fluoranthene	ND		20	4.0	ug/Kg	☼	08/30/23 07:58	08/31/23 04:13	1
Butyl benzyl phthalate	ND		200	81	ug/Kg	☼	08/30/23 07:58	08/31/23 04:13	1
Caprolactam	ND	cn	200	40	ug/Kg	☼	08/30/23 07:58	08/31/23 04:13	1
Carbazole	ND		45	20	ug/Kg	☼	08/30/23 07:58	08/31/23 04:13	1
Chrysene	ND		20	4.0	ug/Kg	☼	08/30/23 07:58	08/31/23 04:13	1
Di-n-butyl phthalate	ND		200	81	ug/Kg	☼	08/30/23 07:58	08/31/23 04:13	1
Di-n-octyl phthalate	ND		200	81	ug/Kg	☼	08/30/23 07:58	08/31/23 04:13	1
Dibenz(a,h)anthracene	ND		20	8.1	ug/Kg	☼	08/30/23 07:58	08/31/23 04:13	1
Dibenzofuran	ND		45	20	ug/Kg	☼	08/30/23 07:58	08/31/23 04:13	1
Diethyl phthalate	ND		200	81	ug/Kg	☼	08/30/23 07:58	08/31/23 04:13	1
Dimethyl phthalate	ND		200	81	ug/Kg	☼	08/30/23 07:58	08/31/23 04:13	1
Fluoranthene	ND		20	4.0	ug/Kg	☼	08/30/23 07:58	08/31/23 04:13	1
Fluorene	ND		20	4.0	ug/Kg	☼	08/30/23 07:58	08/31/23 04:13	1
Hexachlorobenzene	ND		20	8.1	ug/Kg	☼	08/30/23 07:58	08/31/23 04:13	1
Hexachlorobutadiene	ND		61	24	ug/Kg	☼	08/30/23 07:58	08/31/23 04:13	1
Hexachlorocyclopentadiene	ND		610	200	ug/Kg	☼	08/30/23 07:58	08/31/23 04:13	1
Hexachloroethane	ND		200	40	ug/Kg	☼	08/30/23 07:58	08/31/23 04:13	1
Indeno[1,2,3-cd]pyrene	ND		20	4.9	ug/Kg	☼	08/30/23 07:58	08/31/23 04:13	1
Isophorone	ND		81	20	ug/Kg	☼	08/30/23 07:58	08/31/23 04:13	1

Eurofins Lancaster Laboratories Environment Testing, LLC

Client Sample Results

Client: Integral Consulting Inc

NYSERDA FOIL Response, January 30, 2024 (R000359-122823)

PDF Page 398 of 526

Job ID: 410-140330-1

Project/Site: Solar Farm/Battery NY State

Client Sample ID: TP-5 (7.5-8.5)

Lab Sample ID: 410-140330-9

Date Collected: 08/24/23 12:35

Matrix: Solid

Date Received: 08/25/23 10:04

Percent Solids: 82.0

Method: SW846 8270E - Semivolatile Organic Compounds (GC/MS) (Continued)

Analyte	Result	Qualifier	RL	MDL	Unit	D	Prepared	Analyzed	Dil Fac
N-Nitrosodi-n-propylamine	ND		81	40	ug/Kg	☼	08/30/23 07:58	08/31/23 04:13	1
N-Nitrosodiphenylamine	ND		45	20	ug/Kg	☼	08/30/23 07:58	08/31/23 04:13	1
Naphthalene	ND		20	8.1	ug/Kg	☼	08/30/23 07:58	08/31/23 04:13	1
Nitrobenzene	ND		45	20	ug/Kg	☼	08/30/23 07:58	08/31/23 04:13	1
Pentachlorophenol	ND	cn	200	81	ug/Kg	☼	08/30/23 07:58	08/31/23 04:13	1
Phenanthrene	ND		20	4.9	ug/Kg	☼	08/30/23 07:58	08/31/23 04:13	1
Phenol	ND		45	20	ug/Kg	☼	08/30/23 07:58	08/31/23 04:13	1
Pyrene	ND		20	4.0	ug/Kg	☼	08/30/23 07:58	08/31/23 04:13	1
Bis(2-chloroethoxy)methane	ND		45	20	ug/Kg	☼	08/30/23 07:58	08/31/23 04:13	1
Bis(2-chloroethyl)ether	ND		45	20	ug/Kg	☼	08/30/23 07:58	08/31/23 04:13	1
Bis(2-ethylhexyl) phthalate	ND		200	81	ug/Kg	☼	08/30/23 07:58	08/31/23 04:13	1

Tentatively Identified Compound	Est. Result	Qualifier	Unit	D	RT	CAS No.	Prepared	Analyzed	Dil Fac
Unknown	4700	T J B	ug/Kg	☼	2.05	N/A	08/30/23 07:58	08/31/23 04:13	1
Unknown	170	T J	ug/Kg	☼	8.65	N/A	08/30/23 07:58	08/31/23 04:13	1
Pentacosane	440	T J N	ug/Kg	☼	11.09	629-99-2	08/30/23 07:58	08/31/23 04:13	1
Unknown	310	T J	ug/Kg	☼	13.16	N/A	08/30/23 07:58	08/31/23 04:13	1
Unknown	190	T J	ug/Kg	☼	13.77	N/A	08/30/23 07:58	08/31/23 04:13	1

Surrogate	%Recovery	Qualifier	Limits	Prepared	Analyzed	Dil Fac
2,4,6-Tribromophenol (Surr)	78		10 - 138	08/30/23 07:58	08/31/23 04:13	1
2-Fluorobiphenyl (Surr)	74		37 - 120	08/30/23 07:58	08/31/23 04:13	1
2-Fluorophenol (Surr)	63		22 - 120	08/30/23 07:58	08/31/23 04:13	1
Nitrobenzene-d5 (Surr)	77		26 - 120	08/30/23 07:58	08/31/23 04:13	1
p-Terphenyl-d14 (Surr)	89		40 - 133	08/30/23 07:58	08/31/23 04:13	1
Phenol-d5 (Surr)	66		27 - 120	08/30/23 07:58	08/31/23 04:13	1

Method: SW846 6010D - Metals (ICP)

Analyte	Result	Qualifier	RL	MDL	Unit	D	Prepared	Analyzed	Dil Fac
Lithium	ND		25	10	mg/Kg	☼	08/27/23 20:21	08/28/23 18:20	5

Method: SW846 6020B - Metals (ICP/MS)

Analyte	Result	Qualifier	RL	MDL	Unit	D	Prepared	Analyzed	Dil Fac
Aluminum	8600		20	10	mg/Kg	☼	08/27/23 20:21	08/31/23 17:35	2
Antimony	ND		0.20	0.081	mg/Kg	☼	08/27/23 20:21	08/31/23 17:35	2
Arsenic	1.7		0.40	0.13	mg/Kg	☼	08/27/23 20:21	08/31/23 17:35	2
Barium	91		0.40	0.18	mg/Kg	☼	08/27/23 20:21	08/31/23 17:35	2
Beryllium	0.37		0.10	0.024	mg/Kg	☼	08/27/23 20:21	08/31/23 17:35	2
Cadmium	0.11		0.10	0.040	mg/Kg	☼	08/27/23 20:21	08/31/23 17:35	2
Calcium	170000		1000	490	mg/Kg	☼	08/27/23 20:21	08/31/23 18:49	50
Chromium	15		0.40	0.19	mg/Kg	☼	08/27/23 20:21	08/31/23 17:35	2
Cobalt	5.2		0.20	0.081	mg/Kg	☼	08/27/23 20:21	08/31/23 17:35	2
Copper	9.7		0.40	0.18	mg/Kg	☼	08/27/23 20:21	08/31/23 17:35	2
Iron	12000		20	9.3	mg/Kg	☼	08/27/23 20:21	08/31/23 17:35	2
Lead	4.3		0.20	0.077	mg/Kg	☼	08/27/23 20:21	08/31/23 17:35	2
Magnesium	18000		10	4.9	mg/Kg	☼	08/27/23 20:21	08/31/23 17:35	2
Manganese	520		0.40	0.20	mg/Kg	☼	08/27/23 20:21	08/31/23 17:35	2
Nickel	10		0.40	0.19	mg/Kg	☼	08/27/23 20:21	08/31/23 17:35	2
Potassium	2700		40	16	mg/Kg	☼	08/27/23 20:21	08/31/23 17:35	2
Selenium	ND		0.40	0.10	mg/Kg	☼	08/27/23 20:21	08/31/23 17:35	2

Eurofins Lancaster Laboratories Environment Testing, LLC

Client Sample Results

Client: Integral Consulting Inc

NYSERDA FOIL Response, January 30, 2024 (R000359-122823)

PDF Page 399 of 526

Job ID: 410-140330-1

Project/Site: Solar Farm/Battery NY State

Client Sample ID: TP-5 (7.5-8.5)

Lab Sample ID: 410-140330-9

Date Collected: 08/24/23 12:35

Matrix: Solid

Date Received: 08/25/23 10:04

Percent Solids: 82.0

Method: SW846 6020B - Metals (ICP/MS) (Continued)

Analyte	Result	Qualifier	RL	MDL	Unit	D	Prepared	Analyzed	Dil Fac
Silver	ND		0.10	0.041	mg/Kg	☼	08/27/23 20:21	08/31/23 17:35	2
Sodium	390		50	24	mg/Kg	☼	08/27/23 20:21	08/31/23 17:35	2
Thallium	0.11		0.10	0.040	mg/Kg	☼	08/27/23 20:21	08/31/23 17:35	2
Zinc	23	J	30	4.0	mg/Kg	☼	08/27/23 20:21	08/31/23 17:35	2
Vanadium	23		0.81	0.20	mg/Kg	☼	08/27/23 20:21	08/31/23 17:35	2

Method: SW846 7471B - Mercury (CVAA)

Analyte	Result	Qualifier	RL	MDL	Unit	D	Prepared	Analyzed	Dil Fac
Mercury	ND		0.069	0.023	mg/Kg	☼	08/28/23 05:53	08/29/23 13:25	1

General Chemistry

Analyte	Result	Qualifier	RL	MDL	Unit	D	Prepared	Analyzed	Dil Fac
Percent Moisture (EPA Moisture)	18.0		1.0	1.0	%			08/25/23 12:49	1

Client Sample ID: TB-20230824

Lab Sample ID: 410-140330-10

Date Collected: 08/24/23 00:00

Matrix: Water

Date Received: 08/25/23 10:04

Method: SW846 8260D - Volatile Organic Compounds by GC/MS

Analyte	Result	Qualifier	RL	MDL	Unit	D	Prepared	Analyzed	Dil Fac
1,1,1-Trichloroethane	ND		1.0	0.30	ug/L			08/30/23 22:27	1
1,1,2-Trichloroethane	ND		1.0	0.30	ug/L			08/30/23 22:27	1
1,1-Dichloroethane	ND		1.0	0.30	ug/L			08/30/23 22:27	1
1,2,4-Trichlorobenzene	ND		5.0	0.30	ug/L			08/30/23 22:27	1
1,2-Dichlorobenzene	ND		5.0	0.20	ug/L			08/30/23 22:27	1
1,2-Dichloroethane	ND		1.0	0.30	ug/L			08/30/23 22:27	1
1,2-Dichloropropane	ND		1.0	0.30	ug/L			08/30/23 22:27	1
1,4-Dichlorobenzene	ND		5.0	0.30	ug/L			08/30/23 22:27	1
Benzene	ND		1.0	0.30	ug/L			08/30/23 22:27	1
Bromodichloromethane	ND		1.0	0.20	ug/L			08/30/23 22:27	1
Bromoform	ND		4.0	1.0	ug/L			08/30/23 22:27	1
Carbon tetrachloride	ND		1.0	0.30	ug/L			08/30/23 22:27	1
Chlorobenzene	ND		1.0	0.30	ug/L			08/30/23 22:27	1
Chloroform	ND		1.0	0.30	ug/L			08/30/23 22:27	1
cis-1,2-Dichloroethene	ND		1.0	0.30	ug/L			08/30/23 22:27	1
Dibromochloromethane	ND		1.0	0.20	ug/L			08/30/23 22:27	1
Ethylbenzene	ND		1.0	0.40	ug/L			08/30/23 22:27	1
m&p-Xylene	ND		5.0	2.0	ug/L			08/30/23 22:27	1
Methylene Chloride	ND		1.0	0.30	ug/L			08/30/23 22:27	1
o-Xylene	ND		1.0	0.40	ug/L			08/30/23 22:27	1
Styrene	ND		5.0	0.30	ug/L			08/30/23 22:27	1
Tetrachloroethene	ND		1.0	0.30	ug/L			08/30/23 22:27	1
Toluene	ND		1.0	0.30	ug/L			08/30/23 22:27	1
trans-1,2-Dichloroethene	ND		2.0	0.70	ug/L			08/30/23 22:27	1
Trichloroethene	ND		1.0	0.30	ug/L			08/30/23 22:27	1
Vinyl chloride	ND		1.0	0.30	ug/L			08/30/23 22:27	1

Tentatively Identified Compound	Est. Result	Qualifier	Unit	D	RT	CAS No.	Prepared	Analyzed	Dil Fac
Tentatively Identified Compound	None		ug/L			N/A		08/30/23 22:27	1

Client Sample Results

Client: Integral Consulting Inc
Project/Site: Solar Farm/Battery NY State

PDF Page 400 of 526
Job ID: 410-140330-1

Client Sample ID: TB-20230824

Lab Sample ID: 410-140330-10

Date Collected: 08/24/23 00:00

Matrix: Water

Date Received: 08/25/23 10:04

<u>Surrogate</u>	<u>%Recovery</u>	<u>Qualifier</u>	<u>Limits</u>	<u>Prepared</u>	<u>Analyzed</u>	<u>Dil Fac</u>
1,2-Dichloroethane-d4 (Surr)	96		80 - 120		08/30/23 22:27	1
4-Bromofluorobenzene (Surr)	95		80 - 120		08/30/23 22:27	1
Dibromofluoromethane (Surr)	100		80 - 120		08/30/23 22:27	1
Toluene-d8 (Surr)	94		80 - 120		08/30/23 22:27	1

Surrogate Summary

Client: Integral Consulting Inc NYSERDA FOIL Response, January 30, 2024 (R000359-122823)

PDF Page 401 of 526 Job ID: 410-140330-1

Project/Site: Solar Farm/Battery NY State

Method: 8260D - Volatile Organic Compounds by GC/MS

Matrix: Solid

Prep Type: Total/NA

Lab Sample ID	Client Sample ID	Percent Surrogate Recovery (Acceptance Limits)			
		BFB (50-131)	DCA (54-135)	DBFM (50-141)	TOL (52-141)
410-140330-1	TP-3 (1-1.5)	92	107	107	96
410-140330-2	TP-3 (4-4.25)	92	106	105	95
410-140330-3	TP-2 (1-1.25)	92	108	105	96
410-140330-4	TP-2 (5.5-6)	92	112	107	95
410-140330-5	TP-1 (1-1.5)	95	101	96	98
410-140330-5 MS	TP-1 (1-1.5)	98	100	97	100
410-140330-5 MSD	TP-1 (1-1.5)	98	101	98	99
410-140330-6	TP-4 (0.33-1.33)	94	100	97	97
410-140330-7	TP-4 (5.5-6.5)	95	102	96	96
410-140330-8	TP-5 (1.17-2.17)	96	102	96	97
410-140330-9	TP-5 (7.5-8.5)	98	110	97	98
LCS 410-413639/4	Lab Control Sample	97	103	104	99
LCS 410-413977/4	Lab Control Sample	97	90	94	101
LCS 410-414605/4	Lab Control Sample	100	103	96	99
LCSD 410-413639/5	Lab Control Sample Dup	95	104	104	96
LCSD 410-413977/5	Lab Control Sample Dup	97	88	94	101
LCSD 410-414605/5	Lab Control Sample Dup	100	102	97	99
MB 410-413639/7	Method Blank	93	106	107	97
MB 410-413977/7	Method Blank	96	89	94	99
MB 410-414605/7	Method Blank	99	99	95	99

Surrogate Legend

BFB = 4-Bromofluorobenzene (Surr)
DCA = 1,2-Dichloroethane-d4 (Surr)
DBFM = Dibromofluoromethane (Surr)
TOL = Toluene-d8 (Surr)

Method: 8260D - Volatile Organic Compounds by GC/MS

Matrix: Water

Prep Type: Total/NA

Lab Sample ID	Client Sample ID	Percent Surrogate Recovery (Acceptance Limits)			
		DCA (80-120)	BFB (80-120)	DBFM (80-120)	TOL (80-120)
410-140330-10	TB-20230824	96	95	100	94
LCS 410-414509/5	Lab Control Sample	96	97	100	94
MB 410-414509/7	Method Blank	96	95	102	94

Surrogate Legend

DCA = 1,2-Dichloroethane-d4 (Surr)
BFB = 4-Bromofluorobenzene (Surr)
DBFM = Dibromofluoromethane (Surr)
TOL = Toluene-d8 (Surr)

Method: 8270E - Semivolatile Organic Compounds (GC/MS)

Matrix: Solid

Prep Type: Total/NA

Lab Sample ID	Client Sample ID	Percent Surrogate Recovery (Acceptance Limits)					
		TBP (10-138)	FBP (37-120)	2FP (22-120)	NBZ (26-120)	TPHd14 (40-133)	PHL (27-120)
410-140330-1	TP-3 (1-1.5)	68	65	54	65	73	57
410-140330-2	TP-3 (4-4.25)	74	63	55	67	78	58

Surrogate Summary

Client: Integral Consulting Inc
 NYSERDA FOIL Response, January 30, 2024 (R000359-122823)

PDF Page 402 of 526
 Job ID: 410-140330-1

Project/Site: Solar Farm/Battery NY State

Method: 8270E - Semivolatile Organic Compounds (GC/MS) (Continued)

Matrix: Solid

Prep Type: Total/NA

Lab Sample ID	Client Sample ID	Percent Surrogate Recovery (Acceptance Limits)					
		TBP (10-138)	FBP (37-120)	2FP (22-120)	NBZ (26-120)	TPHd14 (40-133)	PHL (27-120)
410-140330-3	TP-2 (1-1.25)	75	72	57	73	82	62
410-140330-4	TP-2 (5.5-6)	40	54	45	59	63	50
410-140330-5	TP-1 (1-1.5)	70	66	57	69	79	60
410-140330-5	TP-1 (1-1.5)	63	62	57	60	75	58
410-140330-5 MS	TP-1 (1-1.5)	55	60	50	64	69	54
410-140330-5 MSD	TP-1 (1-1.5)	60	63	56	69	74	59
410-140330-6	TP-4 (0.33-1.33)	71	69	56	70	79	61
410-140330-7	TP-4 (5.5-6.5)	40	67	61	75	80	64
410-140330-8	TP-5 (1.17-2.17)	80	75	61	78	87	67
410-140330-9	TP-5 (7.5-8.5)	78	74	63	77	89	66
LCS 410-414145/2-A	Lab Control Sample	75	71	58	73	84	62
MB 410-414145/1-A	Method Blank	84	76	69	81	92	71

Surrogate Legend

- TBP = 2,4,6-Tribromophenol (Surr)
- FBP = 2-Fluorobiphenyl (Surr)
- 2FP = 2-Fluorophenol (Surr)
- NBZ = Nitrobenzene-d5 (Surr)
- TPHd14 = p-Terphenyl-d14 (Surr)
- PHL = Phenol-d5 (Surr)

QC Sample Results

Client: Integral Consulting Inc **NYSERDA FOIL Response, January 30, 2024 (R000359-122823)**

PDF Page 403 of 526
Job ID: 410-140330-1

Project/Site: Solar Farm/Battery NY State

Method: 8260D - Volatile Organic Compounds by GC/MS

Lab Sample ID: 410-140330-5 MS

Matrix: Solid

Analysis Batch: 413977

Client Sample ID: TP-1 (1-1.5)

Prep Type: Total/NA

Prep Batch: 412993

Analyte	Sample	Sample	Spike	MS	MS	Unit	D	%Rec	%Rec	Limits
	Result	Qualifier	Added	Result	Qualifier				Limits	
1,1,1-Trichloroethane	ND		26.1	25.5		ug/Kg	*	98	69 - 123	
1,1,2-Trichloroethane	ND		26.1	24.4		ug/Kg	*	94	80 - 120	
1,1-Dichloroethene	ND		26.1	27.5		ug/Kg	*	105	73 - 129	
1,2,4-Trichlorobenzene	ND		26.1	20.2		ug/Kg	*	77	56 - 130	
1,2-Dichlorobenzene	ND		26.1	22.6		ug/Kg	*	87	76 - 120	
1,2-Dichloroethane	ND		26.1	23.6		ug/Kg	*	90	71 - 128	
1,2-Dichloropropane	ND		26.1	25.5		ug/Kg	*	98	80 - 120	
1,4-Dichlorobenzene	ND		26.1	23.8		ug/Kg	*	91	80 - 120	
Benzene	ND		26.1	26.2		ug/Kg	*	100	80 - 120	
Bromodichloromethane	ND		26.1	23.7		ug/Kg	*	91	70 - 120	
Bromoform	ND		26.1	22.3		ug/Kg	*	86	51 - 127	
Carbon tetrachloride	ND		26.1	24.5		ug/Kg	*	94	64 - 134	
Chlorobenzene	ND		26.1	24.0		ug/Kg	*	92	80 - 120	
Chloroform	ND		26.1	24.2		ug/Kg	*	93	80 - 120	
cis-1,2-Dichloroethene	ND		26.1	25.4		ug/Kg	*	98	80 - 123	
Dibromochloromethane	ND		26.1	22.8		ug/Kg	*	87	69 - 125	
Ethylbenzene	ND		26.1	25.3		ug/Kg	*	97	78 - 120	
m&p-Xylene	ND		52.2	50.1		ug/Kg	*	96	80 - 120	
Methylene Chloride	ND		26.1	23.2		ug/Kg	*	89	76 - 122	
o-Xylene	ND		26.1	24.6		ug/Kg	*	94	75 - 120	
Styrene	ND		26.1	23.5		ug/Kg	*	90	76 - 120	
Tetrachloroethene	ND		26.1	25.5		ug/Kg	*	98	73 - 120	
Toluene	ND		26.1	25.0		ug/Kg	*	96	80 - 120	
trans-1,2-Dichloroethene	ND		26.1	25.6		ug/Kg	*	98	80 - 125	
Trichloroethene	ND		26.1	25.1		ug/Kg	*	96	80 - 120	
Vinyl chloride	ND		26.1	20.5		ug/Kg	*	79	52 - 120	
	MS	MS								
Surrogate	%Recovery	Qualifier	Limits							
4-Bromofluorobenzene (Surr)	98		50 - 131							
1,2-Dichloroethane-d4 (Surr)	100		54 - 135							
Dibromofluoromethane (Surr)	97		50 - 141							
Toluene-d8 (Surr)	100		52 - 141							

Lab Sample ID: 410-140330-5 MSD

Matrix: Solid

Analysis Batch: 413977

Client Sample ID: TP-1 (1-1.5)

Prep Type: Total/NA

Prep Batch: 412993

Analyte	Sample	Sample	Spike	MSD	MSD	Unit	D	%Rec	%Rec	RPD	RPD
	Result	Qualifier	Added	Result	Qualifier				Limits	Limit	
1,1,1-Trichloroethane	ND		24.0	23.8		ug/Kg	*	99	69 - 123	7	30
1,1,2-Trichloroethane	ND		24.0	23.3		ug/Kg	*	97	80 - 120	5	30
1,1-Dichloroethene	ND		24.0	26.3		ug/Kg	*	110	73 - 129	4	30
1,2,4-Trichlorobenzene	ND		24.0	18.9		ug/Kg	*	79	56 - 130	7	30
1,2-Dichlorobenzene	ND		24.0	21.0		ug/Kg	*	88	76 - 120	7	30
1,2-Dichloroethane	ND		24.0	22.9		ug/Kg	*	96	71 - 128	3	30
1,2-Dichloropropane	ND		24.0	24.9		ug/Kg	*	104	80 - 120	3	30
1,4-Dichlorobenzene	ND		24.0	22.9		ug/Kg	*	95	80 - 120	4	30
Benzene	ND		24.0	25.2		ug/Kg	*	105	80 - 120	4	30
Bromodichloromethane	ND		24.0	22.6		ug/Kg	*	94	70 - 120	5	30

Eurofins Lancaster Laboratories Environment Testing, LLC

QC Sample Results

Client: Integral Consulting Inc NYSERDA FOIL Response, January 30, 2024 (R000359-122823)

PDF Page 404 of 526 Job ID: 410-140330-1

Project/Site: Solar Farm/Battery NY State

Method: 8260D - Volatile Organic Compounds by GC/MS (Continued)

Lab Sample ID: 410-140330-5 MSD

Client Sample ID: TP-1 (1-1.5)

Matrix: Solid

Prep Type: Total/NA

Analysis Batch: 413977

Prep Batch: 412993

Analyte	Sample	Sample	Spike	MSD	MSD	Unit	D	%Rec	%Rec	RPD	RPD
	Result	Qualifier	Added	Result	Qualifier				Limits		Limit
Bromoform	ND		24.0	21.2		ug/Kg	*	89	51 - 127	5	30
Carbon tetrachloride	ND		24.0	23.6		ug/Kg	*	98	64 - 134	4	30
Chlorobenzene	ND		24.0	23.1		ug/Kg	*	97	80 - 120	4	30
Chloroform	ND		24.0	23.3		ug/Kg	*	97	80 - 120	4	30
cis-1,2-Dichloroethene	ND		24.0	24.5		ug/Kg	*	102	80 - 123	4	30
Dibromochloromethane	ND		24.0	21.8		ug/Kg	*	91	69 - 125	4	30
Ethylbenzene	ND		24.0	23.9		ug/Kg	*	100	78 - 120	6	30
m&p-Xylene	ND		47.9	47.1		ug/Kg	*	98	80 - 120	6	30
Methylene Chloride	ND		24.0	22.2		ug/Kg	*	93	76 - 122	4	30
o-Xylene	ND		24.0	23.0		ug/Kg	*	96	75 - 120	7	30
Styrene	ND		24.0	22.1		ug/Kg	*	92	76 - 120	6	30
Tetrachloroethene	ND		24.0	24.2		ug/Kg	*	101	73 - 120	5	30
Toluene	ND		24.0	23.7		ug/Kg	*	99	80 - 120	5	30
trans-1,2-Dichloroethene	ND		24.0	24.6		ug/Kg	*	103	80 - 125	4	30
Trichloroethene	ND		24.0	23.7		ug/Kg	*	99	80 - 120	6	30
Vinyl chloride	ND		24.0	19.2		ug/Kg	*	80	52 - 120	6	30

Surrogate	MSD	MSD	Limits
	%Recovery	Qualifier	
4-Bromofluorobenzene (Surr)	98		50 - 131
1,2-Dichloroethane-d4 (Surr)	101		54 - 135
Dibromofluoromethane (Surr)	98		50 - 141
Toluene-d8 (Surr)	99		52 - 141

Lab Sample ID: MB 410-413639/7

Client Sample ID: Method Blank

Matrix: Solid

Prep Type: Total/NA

Analysis Batch: 413639

Analyte	MB	MB	RL	MDL	Unit	D	Prepared	Analyzed	Dil Fac
	Result	Qualifier							
1,1,1-Trichloroethane	ND		5.0	0.60	ug/Kg			08/29/23 11:39	1
1,1,2-Trichloroethane	ND		5.0	0.50	ug/Kg			08/29/23 11:39	1
1,1-Dichloroethene	ND		5.0	0.50	ug/Kg			08/29/23 11:39	1
1,2,4-Trichlorobenzene	ND		10	5.0	ug/Kg			08/29/23 11:39	1
1,2-Dichlorobenzene	ND		5.0	0.70	ug/Kg			08/29/23 11:39	1
1,2-Dichloroethane	ND		5.0	0.60	ug/Kg			08/29/23 11:39	1
1,2-Dichloropropane	ND		5.0	0.50	ug/Kg			08/29/23 11:39	1
1,4-Dichlorobenzene	ND		5.0	0.70	ug/Kg			08/29/23 11:39	1
Benzene	ND		5.0	0.50	ug/Kg			08/29/23 11:39	1
Bromodichloromethane	ND		5.0	0.70	ug/Kg			08/29/23 11:39	1
Bromoform	ND		10	5.0	ug/Kg			08/29/23 11:39	1
Carbon tetrachloride	ND		5.0	0.70	ug/Kg			08/29/23 11:39	1
Chlorobenzene	ND		5.0	0.70	ug/Kg			08/29/23 11:39	1
Chloroform	ND		5.0	0.60	ug/Kg			08/29/23 11:39	1
cis-1,2-Dichloroethene	ND		5.0	0.50	ug/Kg			08/29/23 11:39	1
Dibromochloromethane	ND		5.0	0.50	ug/Kg			08/29/23 11:39	1
Ethylbenzene	ND		5.0	0.70	ug/Kg			08/29/23 11:39	1
m&p-Xylene	ND		5.0	2.0	ug/Kg			08/29/23 11:39	1
Methylene Chloride	ND		5.0	2.0	ug/Kg			08/29/23 11:39	1
o-Xylene	ND		5.0	0.70	ug/Kg			08/29/23 11:39	1

Euofins Lancaster Laboratories Environment Testing, LLC

QC Sample Results

Client: Integral Consulting Inc NYSERDA FOIL Response, January 30, 2024 (R000359-122823)

PDF Page 405 of 526 Job ID: 410-140330-1

Project/Site: Solar Farm/Battery NY State

Method: 8260D - Volatile Organic Compounds by GC/MS (Continued)

Lab Sample ID: MB 410-413639/7

Client Sample ID: Method Blank

Matrix: Solid

Prep Type: Total/NA

Analysis Batch: 413639

Analyte	MB Result	MB Qualifier	RL	MDL	Unit	D	Prepared	Analyzed	Dil Fac
Styrene	ND		5.0	0.70	ug/Kg			08/29/23 11:39	1
Tetrachloroethene	ND		5.0	0.70	ug/Kg			08/29/23 11:39	1
Toluene	ND		5.0	0.60	ug/Kg			08/29/23 11:39	1
trans-1,2-Dichloroethene	ND		5.0	0.50	ug/Kg			08/29/23 11:39	1
Trichloroethene	ND		5.0	0.50	ug/Kg			08/29/23 11:39	1
Vinyl chloride	ND		5.0	0.60	ug/Kg			08/29/23 11:39	1

Tentatively Identified Compound	MB Est. Result	MB Qualifier	Unit	D	RT	CAS No.	Prepared	Analyzed	Dil Fac
Tentatively Identified Compound	None		ug/Kg			N/A		08/29/23 11:39	1

Surrogate	MB %Recovery	MB Qualifier	Limits	Prepared	Analyzed	Dil Fac
1,2-Dichloroethane-d4 (Surr)	106		54 - 135		08/29/23 11:39	1
4-Bromofluorobenzene (Surr)	93		50 - 131		08/29/23 11:39	1
Dibromofluoromethane (Surr)	107		50 - 141		08/29/23 11:39	1
Toluene-d8 (Surr)	97		52 - 141		08/29/23 11:39	1

Lab Sample ID: LCS 410-413639/4

Client Sample ID: Lab Control Sample

Matrix: Solid

Prep Type: Total/NA

Analysis Batch: 413639

Analyte	Spike Added	LCS Result	LCS Qualifier	Unit	D	%Rec	%Rec Limits
1,1,1-Trichloroethane	20.0	19.0		ug/Kg		95	69 - 123
1,1,2-Trichloroethane	20.0	18.6		ug/Kg		93	80 - 120
1,1-Dichloroethene	20.0	20.1		ug/Kg		101	73 - 129
1,2,4-Trichlorobenzene	20.0	18.7		ug/Kg		93	56 - 130
1,2-Dichlorobenzene	20.0	18.3		ug/Kg		92	76 - 120
1,2-Dichloroethane	20.0	18.9		ug/Kg		94	71 - 128
1,2-Dichloropropane	20.0	16.8		ug/Kg		84	80 - 120
1,4-Dichlorobenzene	20.0	18.9		ug/Kg		95	80 - 120
Benzene	20.0	18.4		ug/Kg		92	80 - 120
Bromodichloromethane	20.0	18.7		ug/Kg		93	70 - 120
Bromoform	20.0	22.2		ug/Kg		111	51 - 127
Carbon tetrachloride	20.0	19.0		ug/Kg		95	64 - 134
Chlorobenzene	20.0	17.9		ug/Kg		90	80 - 120
Chloroform	20.0	18.3		ug/Kg		92	80 - 120
cis-1,2-Dichloroethene	20.0	19.1		ug/Kg		96	80 - 125
Dibromochloromethane	20.0	19.2		ug/Kg		96	69 - 125
Ethylbenzene	20.0	17.4		ug/Kg		87	78 - 120
m&p-Xylene	40.0	36.2		ug/Kg		90	80 - 120
Methylene Chloride	20.0	18.8		ug/Kg		94	76 - 122
o-Xylene	20.0	18.0		ug/Kg		90	75 - 120
Styrene	20.0	17.8		ug/Kg		89	76 - 120
Tetrachloroethene	20.0	19.2		ug/Kg		96	73 - 120
Toluene	20.0	17.5		ug/Kg		88	80 - 120
trans-1,2-Dichloroethene	20.0	18.9		ug/Kg		95	80 - 126
Trichloroethene	20.0	18.5		ug/Kg		93	80 - 120
Vinyl chloride	20.0	17.6		ug/Kg		88	52 - 120

QC Sample Results

Client: Integral Consulting Inc NYSDA FOIL Response, January 30, 2024 (R000359-122823)

PDF Page 406 of 526 Job ID: 410-140330-1

Project/Site: Solar Farm/Battery NY State

Method: 8260D - Volatile Organic Compounds by GC/MS (Continued)

Lab Sample ID: LCS 410-413639/4

Matrix: Solid

Analysis Batch: 413639

Client Sample ID: Lab Control Sample

Prep Type: Total/NA

Surrogate	LCS %Recovery	LCS Qualifier	Limits
1,2-Dichloroethane-d4 (Surr)	103		54 - 135
4-Bromofluorobenzene (Surr)	97		50 - 131
Dibromofluoromethane (Surr)	104		50 - 141
Toluene-d8 (Surr)	99		52 - 141

Lab Sample ID: LCSD 410-413639/5

Matrix: Solid

Analysis Batch: 413639

Client Sample ID: Lab Control Sample Dup

Prep Type: Total/NA

Analyte	Spike Added	LCSD Result	LCSD Qualifier	Unit	D	%Rec	%Rec Limits	RPD	RPD Limit
1,1,1-Trichloroethane	20.0	18.2		ug/Kg		91	69 - 123	4	30
1,1,1,2-Trichloroethane	20.0	18.1		ug/Kg		91	80 - 120	3	30
1,1-Dichloroethane	20.0	19.3		ug/Kg		97	73 - 129	4	30
1,2,4-Trichlorobenzene	20.0	20.1		ug/Kg		100	56 - 130	7	30
1,2-Dichlorobenzene	20.0	19.2		ug/Kg		96	76 - 120	5	30
1,2-Dichloroethane	20.0	18.0		ug/Kg		90	71 - 128	5	30
1,2-Dichloropropane	20.0	16.8		ug/Kg		84	80 - 120	0	30
1,4-Dichlorobenzene	20.0	19.9		ug/Kg		100	80 - 120	5	30
Benzene	20.0	17.8		ug/Kg		89	80 - 120	4	30
Bromodichloromethane	20.0	18.3		ug/Kg		91	70 - 120	2	30
Bromoform	20.0	21.5		ug/Kg		107	51 - 127	3	30
Carbon tetrachloride	20.0	18.5		ug/Kg		92	64 - 134	3	30
Chlorobenzene	20.0	17.5		ug/Kg		88	80 - 120	2	30
Chloroform	20.0	17.7		ug/Kg		88	80 - 120	4	30
cis-1,2-Dichloroethene	20.0	18.8		ug/Kg		94	80 - 125	1	30
Dibromochloromethane	20.0	18.9		ug/Kg		95	69 - 125	2	30
Ethylbenzene	20.0	17.4		ug/Kg		87	78 - 120	0	30
m&p-Xylene	40.0	36.7		ug/Kg		92	80 - 120	1	30
Methylene Chloride	20.0	18.2		ug/Kg		91	76 - 122	3	30
o-Xylene	20.0	17.9		ug/Kg		90	75 - 120	1	30
Styrene	20.0	17.5		ug/Kg		88	76 - 120	1	30
Tetrachloroethene	20.0	18.7		ug/Kg		94	73 - 120	2	30
Toluene	20.0	16.9		ug/Kg		84	80 - 120	4	30
trans-1,2-Dichloroethene	20.0	18.3		ug/Kg		91	80 - 126	4	30
Trichloroethene	20.0	17.4		ug/Kg		87	80 - 120	6	30
Vinyl chloride	20.0	16.8		ug/Kg		84	52 - 120	5	30

Surrogate	LCSD %Recovery	LCSD Qualifier	Limits
1,2-Dichloroethane-d4 (Surr)	104		54 - 135
4-Bromofluorobenzene (Surr)	95		50 - 131
Dibromofluoromethane (Surr)	104		50 - 141
Toluene-d8 (Surr)	96		52 - 141

QC Sample Results

Client: Integral Consulting Inc
 Project/Site: Solar Farm/Battery NY State

PDF Page 407 of 526
 Job ID: 410-140330-1

Method: 8260D - Volatile Organic Compounds by GC/MS (Continued)

Lab Sample ID: MB 410-413977/7

Matrix: Solid

Analysis Batch: 413977

Client Sample ID: Method Blank

Prep Type: Total/NA

Analyte	MB Result	MB Qualifier	RL	MDL	Unit	D	Prepared	Analyzed	Dil Fac
1,1,1-Trichloroethane	ND		5.0	0.60	ug/Kg			08/29/23 21:06	1
1,1,2-Trichloroethane	ND		5.0	0.50	ug/Kg			08/29/23 21:06	1
1,1-Dichloroethene	ND		5.0	0.50	ug/Kg			08/29/23 21:06	1
1,2,4-Trichlorobenzene	ND		10	5.0	ug/Kg			08/29/23 21:06	1
1,2-Dichlorobenzene	ND		5.0	0.70	ug/Kg			08/29/23 21:06	1
1,2-Dichloroethane	ND		5.0	0.60	ug/Kg			08/29/23 21:06	1
1,2-Dichloropropane	ND		5.0	0.50	ug/Kg			08/29/23 21:06	1
1,4-Dichlorobenzene	ND		5.0	0.70	ug/Kg			08/29/23 21:06	1
Benzene	ND		5.0	0.50	ug/Kg			08/29/23 21:06	1
Bromodichloromethane	ND		5.0	0.70	ug/Kg			08/29/23 21:06	1
Bromoform	ND		10	5.0	ug/Kg			08/29/23 21:06	1
Carbon tetrachloride	ND		5.0	0.70	ug/Kg			08/29/23 21:06	1
Chlorobenzene	ND		5.0	0.70	ug/Kg			08/29/23 21:06	1
Chloroform	ND		5.0	0.60	ug/Kg			08/29/23 21:06	1
cis-1,2-Dichloroethene	ND		5.0	0.50	ug/Kg			08/29/23 21:06	1
Dibromochloromethane	ND		5.0	0.50	ug/Kg			08/29/23 21:06	1
Ethylbenzene	ND		5.0	0.70	ug/Kg			08/29/23 21:06	1
m&p-Xylene	ND		5.0	2.0	ug/Kg			08/29/23 21:06	1
Methylene Chloride	ND		5.0	2.0	ug/Kg			08/29/23 21:06	1
o-Xylene	ND		5.0	0.70	ug/Kg			08/29/23 21:06	1
Styrene	ND		5.0	0.70	ug/Kg			08/29/23 21:06	1
Tetrachloroethene	ND		5.0	0.70	ug/Kg			08/29/23 21:06	1
Toluene	ND		5.0	0.60	ug/Kg			08/29/23 21:06	1
trans-1,2-Dichloroethene	ND		5.0	0.50	ug/Kg			08/29/23 21:06	1
Trichloroethene	ND		5.0	0.50	ug/Kg			08/29/23 21:06	1
Vinyl chloride	ND		5.0	0.60	ug/Kg			08/29/23 21:06	1

Tentatively Identified Compound	MB Est. Result	MB Qualifier	Unit	D	RT	CAS No.	Prepared	Analyzed	Dil Fac
Isopropyl alcohol	23.4	J	ug/Kg		3.58	67-63-0		08/29/23 21:06	1
Cyclotrisiloxane, hexamethyl-	37.4	T J N	ug/Kg		10.06	541-05-9		08/29/23 21:06	1
Unknown	5.43	T J	ug/Kg		13.42	N/A		08/29/23 21:06	1

Surrogate	MB %Recovery	MB Qualifier	Limits	Prepared	Analyzed	Dil Fac
1,2-Dichloroethane-d4 (Surr)	89		54 - 135		08/29/23 21:06	1
4-Bromofluorobenzene (Surr)	96		50 - 131		08/29/23 21:06	1
Dibromofluoromethane (Surr)	94		50 - 141		08/29/23 21:06	1
Toluene-d8 (Surr)	99		52 - 141		08/29/23 21:06	1

Lab Sample ID: LCS 410-413977/4

Matrix: Solid

Analysis Batch: 413977

Client Sample ID: Lab Control Sample

Prep Type: Total/NA

Analyte	Spike Added	LCS Result	LCS Qualifier	Unit	D	%Rec	%Rec Limits
1,1,1-Trichloroethane	20.0	18.9		ug/Kg		95	69 - 123
1,1,2-Trichloroethane	20.0	16.7		ug/Kg		83	80 - 120
1,1-Dichloroethene	20.0	20.8		ug/Kg		104	73 - 129
1,2,4-Trichlorobenzene	20.0	18.9		ug/Kg		95	56 - 130
1,2-Dichlorobenzene	20.0	18.4		ug/Kg		92	76 - 120

Euofins Lancaster Laboratories Environment Testing, LLC

QC Sample Results

Client: Integral Consulting Inc NYSERDA FOIL Response, January 30, 2024 (R000359-122823)

PDF Page 408 of 526
Job ID: 410-140330-1

Project/Site: Solar Farm/Battery NY State

Method: 8260D - Volatile Organic Compounds by GC/MS (Continued)

Lab Sample ID: LCS 410-413977/4

Matrix: Solid

Analysis Batch: 413977

Client Sample ID: Lab Control Sample

Prep Type: Total/NA

Analyte	Spike Added	LCS Result	LCS Qualifier	Unit	D	%Rec	%Rec Limits
1,2-Dichloroethane	20.0	16.2		ug/Kg		81	71 - 128
1,2-Dichloropropane	20.0	18.9		ug/Kg		95	80 - 120
1,4-Dichlorobenzene	20.0	20.0		ug/Kg		100	80 - 120
Benzene	20.0	19.9		ug/Kg		99	80 - 120
Bromodichloromethane	20.0	17.1		ug/Kg		86	70 - 120
Bromoform	20.0	14.9		ug/Kg		75	51 - 127
Carbon tetrachloride	20.0	18.6		ug/Kg		93	64 - 134
Chlorobenzene	20.0	18.5		ug/Kg		93	80 - 120
Chloroform	20.0	18.5		ug/Kg		93	80 - 120
cis-1,2-Dichloroethene	20.0	19.2		ug/Kg		96	80 - 125
Dibromochloromethane	20.0	16.1		ug/Kg		80	69 - 125
Ethylbenzene	20.0	19.7		ug/Kg		98	78 - 120
m&p-Xylene	40.0	39.5		ug/Kg		99	80 - 120
Methylene Chloride	20.0	17.3		ug/Kg		87	76 - 122
o-Xylene	20.0	19.0		ug/Kg		95	75 - 120
Styrene	20.0	18.7		ug/Kg		94	76 - 120
Tetrachloroethene	20.0	19.5		ug/Kg		98	73 - 120
Toluene	20.0	19.5		ug/Kg		98	80 - 120
trans-1,2-Dichloroethene	20.0	19.5		ug/Kg		97	80 - 126
Trichloroethene	20.0	18.8		ug/Kg		94	80 - 120
Vinyl chloride	20.0	18.9		ug/Kg		94	52 - 120

Surrogate	LCS %Recovery	LCS Qualifier	Limits
1,2-Dichloroethane-d4 (Surr)	90		54 - 135
4-Bromofluorobenzene (Surr)	97		50 - 131
Dibromofluoromethane (Surr)	94		50 - 141
Toluene-d8 (Surr)	101		52 - 141

Lab Sample ID: LCSD 410-413977/5

Matrix: Solid

Analysis Batch: 413977

Client Sample ID: Lab Control Sample Dup

Prep Type: Total/NA

Analyte	Spike Added	LCSD Result	LCSD Qualifier	Unit	D	%Rec	%Rec Limits	RPD	Limit
1,1,1-Trichloroethane	20.0	19.1		ug/Kg		95	69 - 123	1	30
1,1,2-Trichloroethane	20.0	16.6		ug/Kg		83	80 - 120	0	30
1,1-Dichloroethene	20.0	21.0		ug/Kg		105	73 - 129	1	30
1,2,4-Trichlorobenzene	20.0	18.3		ug/Kg		91	56 - 130	3	30
1,2-Dichlorobenzene	20.0	18.1		ug/Kg		90	76 - 120	2	30
1,2-Dichloroethane	20.0	16.2		ug/Kg		81	71 - 128	0	30
1,2-Dichloropropane	20.0	19.2		ug/Kg		96	80 - 120	2	30
1,4-Dichlorobenzene	20.0	19.6		ug/Kg		98	80 - 120	2	30
Benzene	20.0	20.0		ug/Kg		100	80 - 120	1	30
Bromodichloromethane	20.0	17.4		ug/Kg		87	70 - 120	1	30
Bromoform	20.0	14.9		ug/Kg		75	51 - 127	0	30
Carbon tetrachloride	20.0	18.6		ug/Kg		93	64 - 134	0	30
Chlorobenzene	20.0	18.8		ug/Kg		94	80 - 120	2	30
Chloroform	20.0	18.5		ug/Kg		93	80 - 120	0	30
cis-1,2-Dichloroethene	20.0	19.5		ug/Kg		97	80 - 125	1	30

QC Sample Results

Client: Integral Consulting Inc NYSDA FOIL Response, January 30, 2024 (R000359-122823)

PDF Page 409 of 526 Job ID: 410-140330-1

Project/Site: Solar Farm/Battery NY State

Method: 8260D - Volatile Organic Compounds by GC/MS (Continued)

Lab Sample ID: LCSD 410-413977/5

Client Sample ID: Lab Control Sample Dup

Matrix: Solid

Prep Type: Total/NA

Analysis Batch: 413977

Analyte	Spike Added	LCSD Result	LCSD Qualifier	Unit	D	%Rec	%Rec Limits	RPD	RPD Limit
Dibromochloromethane	20.0	16.1		ug/Kg		80	69 - 125	0	30
Ethylbenzene	20.0	19.7		ug/Kg		99	78 - 120	0	30
m&p-Xylene	40.0	39.5		ug/Kg		99	80 - 120	0	30
Methylene Chloride	20.0	17.3		ug/Kg		87	76 - 122	0	30
o-Xylene	20.0	19.2		ug/Kg		96	75 - 120	1	30
Styrene	20.0	18.8		ug/Kg		94	76 - 120	1	30
Tetrachloroethene	20.0	19.4		ug/Kg		97	73 - 120	0	30
Toluene	20.0	19.6		ug/Kg		98	80 - 120	1	30
trans-1,2-Dichloroethene	20.0	19.7		ug/Kg		98	80 - 126	1	30
Trichloroethene	20.0	18.9		ug/Kg		94	80 - 120	1	30
Vinyl chloride	20.0	18.3		ug/Kg		92	52 - 120	3	30

Surrogate	LCSD %Recovery	LCSD Qualifier	LCSD Limits
1,2-Dichloroethane-d4 (Surr)	88		54 - 135
4-Bromofluorobenzene (Surr)	97		50 - 131
Dibromofluoromethane (Surr)	94		50 - 141
Toluene-d8 (Surr)	101		52 - 141

Lab Sample ID: MB 410-414509/7

Client Sample ID: Method Blank

Matrix: Water

Prep Type: Total/NA

Analysis Batch: 414509

Analyte	MB Result	MB Qualifier	RL	MDL	Unit	D	Prepared	Analyzed	Dil Fac
1,1,1-Trichloroethane	ND		1.0	0.30	ug/L			08/30/23 21:48	1
1,1,2-Trichloroethane	ND		1.0	0.30	ug/L			08/30/23 21:48	1
1,1-Dichloroethene	ND		1.0	0.30	ug/L			08/30/23 21:48	1
1,2,4-Trichlorobenzene	ND		5.0	0.30	ug/L			08/30/23 21:48	1
1,2-Dichlorobenzene	ND		5.0	0.20	ug/L			08/30/23 21:48	1
1,2-Dichloroethane	ND		1.0	0.30	ug/L			08/30/23 21:48	1
1,2-Dichloropropane	ND		1.0	0.30	ug/L			08/30/23 21:48	1
1,4-Dichlorobenzene	ND		5.0	0.30	ug/L			08/30/23 21:48	1
Benzene	ND		1.0	0.30	ug/L			08/30/23 21:48	1
Bromodichloromethane	ND		1.0	0.20	ug/L			08/30/23 21:48	1
Bromoform	ND		4.0	1.0	ug/L			08/30/23 21:48	1
Carbon tetrachloride	ND		1.0	0.30	ug/L			08/30/23 21:48	1
Chlorobenzene	ND		1.0	0.30	ug/L			08/30/23 21:48	1
Chloroform	ND		1.0	0.30	ug/L			08/30/23 21:48	1
cis-1,2-Dichloroethene	ND		1.0	0.30	ug/L			08/30/23 21:48	1
Dibromochloromethane	ND		1.0	0.20	ug/L			08/30/23 21:48	1
Ethylbenzene	ND		1.0	0.40	ug/L			08/30/23 21:48	1
m&p-Xylene	ND		5.0	2.0	ug/L			08/30/23 21:48	1
Methylene Chloride	ND		1.0	0.30	ug/L			08/30/23 21:48	1
o-Xylene	ND		1.0	0.40	ug/L			08/30/23 21:48	1
Styrene	ND		5.0	0.30	ug/L			08/30/23 21:48	1
Tetrachloroethene	ND		1.0	0.30	ug/L			08/30/23 21:48	1
Toluene	ND		1.0	0.30	ug/L			08/30/23 21:48	1
trans-1,2-Dichloroethene	ND		2.0	0.70	ug/L			08/30/23 21:48	1
Trichloroethene	ND		1.0	0.30	ug/L			08/30/23 21:48	1

Euofins Lancaster Laboratories Environment Testing, LLC

QC Sample Results

Client: Integral Consulting Inc
 Project/Site: Solar Farm/Battery NY State

PDF Page 410 of 526
 Job ID: 410-140330-1

Method: 8260D - Volatile Organic Compounds by GC/MS (Continued)

Lab Sample ID: MB 410-414509/7

Client Sample ID: Method Blank

Matrix: Water

Prep Type: Total/NA

Analysis Batch: 414509

Analyte	MB Result	MB Qualifier	RL	MDL	Unit	D	Prepared	Analyzed	Dil Fac
Vinyl chloride	ND		1.0	0.30	ug/L			08/30/23 21:48	1
Tentatively Identified Compound	Est. Result	Qualifier	Unit	D	RT	CAS No.	Prepared	Analyzed	Dil Fac
Tentatively Identified Compound	None		ug/L			N/A		08/30/23 21:48	1
Surrogate	%Recovery	Qualifier	Limits				Prepared	Analyzed	Dil Fac
1,2-Dichloroethane-d4 (Surr)	96		80 - 120					08/30/23 21:48	1
4-Bromofluorobenzene (Surr)	95		80 - 120					08/30/23 21:48	1
Dibromofluoromethane (Surr)	102		80 - 120					08/30/23 21:48	1
Toluene-d8 (Surr)	94		80 - 120					08/30/23 21:48	1

Lab Sample ID: LCS 410-414509/5

Client Sample ID: Lab Control Sample

Matrix: Water

Prep Type: Total/NA

Analysis Batch: 414509

Analyte	Spike Added	LCS Result	LCS Qualifier	Unit	D	%Rec	%Rec Limits
1,1,1-Trichloroethane	20.0	18.4		ug/L		92	67 - 126
1,1,2-Trichloroethane	20.0	16.2		ug/L		81	80 - 120
1,1-Dichloroethane	20.0	18.5		ug/L		93	80 - 131
1,2,4-Trichlorobenzene	20.0	17.8		ug/L		89	63 - 120
1,2-Dichlorobenzene	20.0	17.3		ug/L		87	80 - 120
1,2-Dichloroethane	20.0	17.8		ug/L		89	73 - 124
1,2-Dichloropropane	20.0	18.4		ug/L		92	80 - 120
1,4-Dichlorobenzene	20.0	18.7		ug/L		94	80 - 120
Benzene	20.0	19.0		ug/L		95	80 - 120
Bromodichloromethane	20.0	18.6		ug/L		93	71 - 120
Bromoform	20.0	16.8		ug/L		84	51 - 120
Carbon tetrachloride	20.0	18.3		ug/L		91	64 - 134
Chlorobenzene	20.0	17.5		ug/L		88	80 - 120
Chloroform	20.0	18.6		ug/L		93	80 - 120
cis-1,2-Dichloroethane	20.0	19.3		ug/L		96	80 - 125
Dibromochloromethane	20.0	16.8		ug/L		84	71 - 120
Ethylbenzene	20.0	17.7		ug/L		88	80 - 120
m&p-Xylene	40.0	35.0		ug/L		87	80 - 120
Methylene Chloride	20.0	18.2		ug/L		91	80 - 120
o-Xylene	20.0	17.3		ug/L		87	80 - 120
Styrene	20.0	17.2		ug/L		86	80 - 120
Tetrachloroethane	20.0	17.9		ug/L		89	80 - 120
Toluene	20.0	17.3		ug/L		86	80 - 120
trans-1,2-Dichloroethane	20.0	18.1		ug/L		91	80 - 126
Trichloroethane	20.0	17.9		ug/L		90	80 - 120
Vinyl chloride	20.0	15.6		ug/L		78	56 - 120
Surrogate	%Recovery	Qualifier	Limits				
1,2-Dichloroethane-d4 (Surr)	96		80 - 120				
4-Bromofluorobenzene (Surr)	97		80 - 120				
Dibromofluoromethane (Surr)	100		80 - 120				

QC Sample Results

Client: Integral Consulting Inc NYSERDA FOIL Response, January 30, 2024 (R000359-122823)

PDF Page 411 of 526
Job ID: 410-140330-1

Project/Site: Solar Farm/Battery NY State

Method: 8260D - Volatile Organic Compounds by GC/MS (Continued)

Lab Sample ID: LCS 410-414509/5

Matrix: Water

Analysis Batch: 414509

Client Sample ID: Lab Control Sample

Prep Type: Total/NA

Surrogate	LCS LCS		Limits
	%Recovery	Qualifier	
Toluene-d8 (Surr)	94		80 - 120

Lab Sample ID: MB 410-414605/7

Matrix: Solid

Analysis Batch: 414605

Client Sample ID: Method Blank

Prep Type: Total/NA

Analyte	MB MB		RL	MDL	Unit	D	Prepared	Analyzed	Dil Fac
	Result	Qualifier							
1,1,1-Trichloroethane	ND		5.0	0.60	ug/Kg			08/31/23 16:29	1
1,1,2-Trichloroethane	ND		5.0	0.50	ug/Kg			08/31/23 16:29	1
1,1-Dichloroethane	ND		5.0	0.50	ug/Kg			08/31/23 16:29	1
1,2,4-Trichlorobenzene	ND		10	5.0	ug/Kg			08/31/23 16:29	1
1,2-Dichlorobenzene	ND		5.0	0.70	ug/Kg			08/31/23 16:29	1
1,2-Dichloroethane	ND		5.0	0.60	ug/Kg			08/31/23 16:29	1
1,2-Dichloropropane	ND		5.0	0.50	ug/Kg			08/31/23 16:29	1
1,4-Dichlorobenzene	ND		5.0	0.70	ug/Kg			08/31/23 16:29	1
Benzene	ND		5.0	0.50	ug/Kg			08/31/23 16:29	1
Bromodichloromethane	ND		5.0	0.70	ug/Kg			08/31/23 16:29	1
Bromoform	ND		10	5.0	ug/Kg			08/31/23 16:29	1
Carbon tetrachloride	ND		5.0	0.70	ug/Kg			08/31/23 16:29	1
Chlorobenzene	ND		5.0	0.70	ug/Kg			08/31/23 16:29	1
Chloroform	ND		5.0	0.60	ug/Kg			08/31/23 16:29	1
cis-1,2-Dichloroethene	ND		5.0	0.50	ug/Kg			08/31/23 16:29	1
Dibromochloromethane	ND		5.0	0.50	ug/Kg			08/31/23 16:29	1
Ethylbenzene	ND		5.0	0.70	ug/Kg			08/31/23 16:29	1
m&p-Xylene	ND		5.0	2.0	ug/Kg			08/31/23 16:29	1
Methylene Chloride	ND		5.0	2.0	ug/Kg			08/31/23 16:29	1
o-Xylene	ND		5.0	0.70	ug/Kg			08/31/23 16:29	1
Styrene	ND		5.0	0.70	ug/Kg			08/31/23 16:29	1
Tetrachloroethene	ND		5.0	0.70	ug/Kg			08/31/23 16:29	1
Toluene	ND		5.0	0.60	ug/Kg			08/31/23 16:29	1
trans-1,2-Dichloroethene	ND		5.0	0.50	ug/Kg			08/31/23 16:29	1
Trichloroethene	ND		5.0	0.50	ug/Kg			08/31/23 16:29	1
Vinyl chloride	ND		5.0	0.60	ug/Kg			08/31/23 16:29	1

Tentatively Identified Compound	MB MB		Unit	D	RT	CAS No.	Prepared	Analyzed	Dil Fac
	Est. Result	Qualifier							
Silanol, trimethyl-	8.08	T J N	ug/Kg		5.75	1066-40-6		08/31/23 16:29	1

Surrogate	MB MB		Limits	Prepared	Analyzed	Dil Fac
	%Recovery	Qualifier				
1,2-Dichloroethane-d4 (Surr)	99		54 - 135		08/31/23 16:29	1
4-Bromofluorobenzene (Surr)	99		50 - 131		08/31/23 16:29	1
Dibromofluoromethane (Surr)	95		50 - 141		08/31/23 16:29	1
Toluene-d8 (Surr)	99		52 - 141		08/31/23 16:29	1

QC Sample Results

Client: Integral Consulting Inc NYSERDA FOIL Response, January 30, 2024 (R000359-122823)

PDF Page 412 of 526
Job ID: 410-140330-1

Project/Site: Solar Farm/Battery NY State

Method: 8260D - Volatile Organic Compounds by GC/MS (Continued)

Lab Sample ID: LCS 410-414605/4

Matrix: Solid

Analysis Batch: 414605

Client Sample ID: Lab Control Sample

Prep Type: Total/NA

Analyte	Spike Added	LCS Result	LCS Qualifier	Unit	D	%Rec	%Rec Limits
1,1,1-Trichloroethane	20.0	16.1		ug/Kg		80	69 - 123
1,1,2-Trichloroethane	20.0	18.4		ug/Kg		92	80 - 120
1,1-Dichloroethene	20.0	17.5		ug/Kg		88	73 - 129
1,2,4-Trichlorobenzene	20.0	17.0		ug/Kg		85	56 - 130
1,2-Dichlorobenzene	20.0	17.6		ug/Kg		88	76 - 120
1,2-Dichloroethane	20.0	17.5		ug/Kg		88	71 - 128
1,2-Dichloropropane	20.0	18.7		ug/Kg		94	80 - 120
1,4-Dichlorobenzene	20.0	18.2		ug/Kg		91	80 - 120
Benzene	20.0	18.3		ug/Kg		92	80 - 120
Bromodichloromethane	20.0	17.2		ug/Kg		86	70 - 120
Bromoform	20.0	16.7		ug/Kg		84	51 - 127
Carbon tetrachloride	20.0	15.4		ug/Kg		77	64 - 134
Chlorobenzene	20.0	17.1		ug/Kg		86	80 - 120
Chloroform	20.0	17.2		ug/Kg		86	80 - 120
cis-1,2-Dichloroethene	20.0	17.8		ug/Kg		89	80 - 125
Dibromochloromethane	20.0	17.1		ug/Kg		85	69 - 125
Ethylbenzene	20.0	17.5		ug/Kg		87	78 - 120
m&p-Xylene	40.0	34.7		ug/Kg		87	80 - 120
Methylene Chloride	20.0	17.0		ug/Kg		85	76 - 122
o-Xylene	20.0	17.7		ug/Kg		88	75 - 120
Styrene	20.0	16.9		ug/Kg		85	76 - 120
Tetrachloroethene	20.0	15.2		ug/Kg		76	73 - 120
Toluene	20.0	17.5		ug/Kg		87	80 - 120
trans-1,2-Dichloroethene	20.0	16.9		ug/Kg		84	80 - 126
Trichloroethene	20.0	16.4		ug/Kg		82	80 - 120
Vinyl chloride	20.0	17.9		ug/Kg		89	52 - 120

Surrogate	LCS LCS		Limits
	%Recovery	Qualifier	
1,2-Dichloroethane-d4 (Surr)	103		54 - 135
4-Bromofluorobenzene (Surr)	100		50 - 131
Dibromofluoromethane (Surr)	96		50 - 141
Toluene-d8 (Surr)	99		52 - 141

Lab Sample ID: LCSD 410-414605/5

Matrix: Solid

Analysis Batch: 414605

Client Sample ID: Lab Control Sample Dup

Prep Type: Total/NA

Analyte	Spike Added	LCSD Result	LCSD Qualifier	Unit	D	%Rec	%Rec Limits	RPD	RPD Limit
1,1,1-Trichloroethane	20.0	16.3		ug/Kg		82	69 - 123	2	30
1,1,2-Trichloroethane	20.0	18.7		ug/Kg		93	80 - 120	1	30
1,1-Dichloroethene	20.0	17.8		ug/Kg		89	73 - 129	1	30
1,2,4-Trichlorobenzene	20.0	16.8		ug/Kg		84	56 - 130	1	30
1,2-Dichlorobenzene	20.0	17.6		ug/Kg		88	76 - 120	0	30
1,2-Dichloroethane	20.0	17.7		ug/Kg		89	71 - 128	1	30
1,2-Dichloropropane	20.0	19.0		ug/Kg		95	80 - 120	2	30
1,4-Dichlorobenzene	20.0	18.3		ug/Kg		91	80 - 120	0	30
Benzene	20.0	18.6		ug/Kg		93	80 - 120	1	30
Bromodichloromethane	20.0	17.6		ug/Kg		88	70 - 120	2	30

Eurofins Lancaster Laboratories Environment Testing, LLC

QC Sample Results

Client: Integral Consulting Inc NYSERDA FOIL Response, January 30, 2024 (R000359-122823)

PDF Page 413 of 526 Job ID: 410-140330-1

Project/Site: Solar Farm/Battery NY State

Method: 8260D - Volatile Organic Compounds by GC/MS (Continued)

Lab Sample ID: LCSD 410-414605/5

Client Sample ID: Lab Control Sample Dup

Matrix: Solid

Prep Type: Total/NA

Analysis Batch: 414605

Analyte	Spike Added	LCSD Result	LCSD Qualifier	Unit	D	%Rec	%Rec Limits	RPD	RPD Limit
Bromoform	20.0	16.5		ug/Kg		83	51 - 127	1	30
Carbon tetrachloride	20.0	15.5		ug/Kg		78	64 - 134	1	30
Chlorobenzene	20.0	17.4		ug/Kg		87	80 - 120	1	30
Chloroform	20.0	17.2		ug/Kg		86	80 - 120	0	30
cis-1,2-Dichloroethene	20.0	18.2		ug/Kg		91	80 - 125	2	30
Dibromochloromethane	20.0	17.0		ug/Kg		85	69 - 125	0	30
Ethylbenzene	20.0	17.6		ug/Kg		88	78 - 120	1	30
m&p-Xylene	40.0	34.7		ug/Kg		87	80 - 120	0	30
Methylene Chloride	20.0	17.0		ug/Kg		85	76 - 122	0	30
o-Xylene	20.0	17.6		ug/Kg		88	75 - 120	0	30
Styrene	20.0	17.1		ug/Kg		85	76 - 120	1	30
Tetrachloroethene	20.0	15.3		ug/Kg		76	73 - 120	0	30
Toluene	20.0	17.4		ug/Kg		87	80 - 120	0	30
trans-1,2-Dichloroethene	20.0	17.1		ug/Kg		86	80 - 126	1	30
Trichloroethene	20.0	16.6		ug/Kg		83	80 - 120	1	30
Vinyl chloride	20.0	17.9		ug/Kg		89	52 - 120	0	30

Surrogate	LCSD %Recovery	LCSD Qualifier	LCSD Limits
1,2-Dichloroethane-d4 (Surr)	102		54 - 135
4-Bromofluorobenzene (Surr)	100		50 - 131
Dibromofluoromethane (Surr)	97		50 - 141
Toluene-d8 (Surr)	99		52 - 141

Method: 8270E - Semivolatile Organic Compounds (GC/MS)

Lab Sample ID: MB 410-414145/1-A

Client Sample ID: Method Blank

Matrix: Solid

Prep Type: Total/NA

Analysis Batch: 414550

Prep Batch: 414145

Analyte	MB Result	MB Qualifier	RL	MDL	Unit	D	Prepared	Analyzed	Dil Fac
1,1'-Biphenyl	ND		37	17	ug/Kg		08/30/23 07:58	08/30/23 23:35	1
2,2'-oxybis[1-chloropropane]	ND		43	20	ug/Kg		08/30/23 07:58	08/30/23 23:35	1
2,4,5-Trichlorophenol	ND		37	17	ug/Kg		08/30/23 07:58	08/30/23 23:35	1
2,4,6-Trichlorophenol	ND		37	17	ug/Kg		08/30/23 07:58	08/30/23 23:35	1
2,4-Dichlorophenol	ND		43	20	ug/Kg		08/30/23 07:58	08/30/23 23:35	1
2,4-Dimethylphenol	ND		37	17	ug/Kg		08/30/23 07:58	08/30/23 23:35	1
2,4-Dinitrophenol	ND		1000	170	ug/Kg		08/30/23 07:58	08/30/23 23:35	1
2,4-Dinitrotoluene	ND		170	33	ug/Kg		08/30/23 07:58	08/30/23 23:35	1
2,6-Dinitrotoluene	ND		37	17	ug/Kg		08/30/23 07:58	08/30/23 23:35	1
2-Chloronaphthalene	ND		33	13	ug/Kg		08/30/23 07:58	08/30/23 23:35	1
2-Chlorophenol	ND		37	17	ug/Kg		08/30/23 07:58	08/30/23 23:35	1
2-Methylnaphthalene	ND		17	5.0	ug/Kg		08/30/23 07:58	08/30/23 23:35	1
2-Methylphenol	ND		50	20	ug/Kg		08/30/23 07:58	08/30/23 23:35	1
2-Nitroaniline	ND		50	17	ug/Kg		08/30/23 07:58	08/30/23 23:35	1
2-Nitrophenol	ND		50	20	ug/Kg		08/30/23 07:58	08/30/23 23:35	1
3,3'-Dichlorobenzidine	ND		170	33	ug/Kg		08/30/23 07:58	08/30/23 23:35	1
3-Nitroaniline	ND		170	33	ug/Kg		08/30/23 07:58	08/30/23 23:35	1
4,6-Dinitro-2-methylphenol	ND		500	170	ug/Kg		08/30/23 07:58	08/30/23 23:35	1
4-Bromophenyl phenyl ether	ND		37	17	ug/Kg		08/30/23 07:58	08/30/23 23:35	1

Eurofins Lancaster Laboratories Environment Testing, LLC

QC Sample Results

Client: Integral Consulting Inc
 Project/Site: Solar Farm/Battery NY State

PDF Page 414 of 526
 Job ID: 410-140330-1

Method: 8270E - Semivolatile Organic Compounds (GC/MS) (Continued)

Lab Sample ID: MB 410-414145/1-A

Matrix: Solid

Analysis Batch: 414550

Client Sample ID: Method Blank

Prep Type: Total/NA

Prep Batch: 414145

Analyte	MB	MB	RL	MDL	Unit	D	Prepared	Analyzed	Dil Fac
	Result	Qualifier							
4-Chloro-3-methylphenol	ND		50	20	ug/Kg		08/30/23 07:58	08/30/23 23:35	1
4-Chloroaniline	ND		170	33	ug/Kg		08/30/23 07:58	08/30/23 23:35	1
4-Chlorophenyl phenyl ether	ND		37	17	ug/Kg		08/30/23 07:58	08/30/23 23:35	1
4-Methylphenol	ND		50	17	ug/Kg		08/30/23 07:58	08/30/23 23:35	1
4-Nitroaniline	ND		170	33	ug/Kg		08/30/23 07:58	08/30/23 23:35	1
4-Nitrophenol	ND		500	170	ug/Kg		08/30/23 07:58	08/30/23 23:35	1
Acenaphthene	ND		17	3.3	ug/Kg		08/30/23 07:58	08/30/23 23:35	1
Acenaphthylene	ND		17	4.0	ug/Kg		08/30/23 07:58	08/30/23 23:35	1
Acetophenone	ND		50	17	ug/Kg		08/30/23 07:58	08/30/23 23:35	1
Anthracene	ND		17	3.3	ug/Kg		08/30/23 07:58	08/30/23 23:35	1
Atrazine	ND		170	67	ug/Kg		08/30/23 07:58	08/30/23 23:35	1
Benzaldehyde	ND		170	33	ug/Kg		08/30/23 07:58	08/30/23 23:35	1
Benzo[a]anthracene	ND		17	3.3	ug/Kg		08/30/23 07:58	08/30/23 23:35	1
Benzo[a]pyrene	ND		17	3.3	ug/Kg		08/30/23 07:58	08/30/23 23:35	1
Benzo[b]fluoranthene	ND		17	3.3	ug/Kg		08/30/23 07:58	08/30/23 23:35	1
Benzo[g,h,i]perylene	ND		17	3.3	ug/Kg		08/30/23 07:58	08/30/23 23:35	1
Benzo[k]fluoranthene	ND		17	3.3	ug/Kg		08/30/23 07:58	08/30/23 23:35	1
Butyl benzyl phthalate	ND		170	67	ug/Kg		08/30/23 07:58	08/30/23 23:35	1
Caprolactam	ND		170	33	ug/Kg		08/30/23 07:58	08/30/23 23:35	1
Carbazole	ND		37	17	ug/Kg		08/30/23 07:58	08/30/23 23:35	1
Chrysene	ND		17	3.3	ug/Kg		08/30/23 07:58	08/30/23 23:35	1
Di-n-butyl phthalate	ND		170	67	ug/Kg		08/30/23 07:58	08/30/23 23:35	1
Di-n-octyl phthalate	ND		170	67	ug/Kg		08/30/23 07:58	08/30/23 23:35	1
Dibenz(a,h)anthracene	ND		17	6.7	ug/Kg		08/30/23 07:58	08/30/23 23:35	1
Dibenzofuran	ND		37	17	ug/Kg		08/30/23 07:58	08/30/23 23:35	1
Diethyl phthalate	ND		170	67	ug/Kg		08/30/23 07:58	08/30/23 23:35	1
Dimethyl phthalate	ND		170	67	ug/Kg		08/30/23 07:58	08/30/23 23:35	1
Fluoranthene	ND		17	3.3	ug/Kg		08/30/23 07:58	08/30/23 23:35	1
Fluorene	ND		17	3.3	ug/Kg		08/30/23 07:58	08/30/23 23:35	1
Hexachlorobenzene	ND		17	6.7	ug/Kg		08/30/23 07:58	08/30/23 23:35	1
Hexachlorobutadiene	ND		50	20	ug/Kg		08/30/23 07:58	08/30/23 23:35	1
Hexachlorocyclopentadiene	ND		500	170	ug/Kg		08/30/23 07:58	08/30/23 23:35	1
Hexachloroethane	ND		170	33	ug/Kg		08/30/23 07:58	08/30/23 23:35	1
Indeno[1,2,3-cd]pyrene	ND		17	4.0	ug/Kg		08/30/23 07:58	08/30/23 23:35	1
Isophorone	ND		67	17	ug/Kg		08/30/23 07:58	08/30/23 23:35	1
N-Nitrosodi-n-propylamine	ND		67	33	ug/Kg		08/30/23 07:58	08/30/23 23:35	1
N-Nitrosodiphenylamine	ND		37	17	ug/Kg		08/30/23 07:58	08/30/23 23:35	1
Naphthalene	ND		17	6.7	ug/Kg		08/30/23 07:58	08/30/23 23:35	1
Nitrobenzene	ND		37	17	ug/Kg		08/30/23 07:58	08/30/23 23:35	1
Pentachlorophenol	ND		170	67	ug/Kg		08/30/23 07:58	08/30/23 23:35	1
Phenanthrene	ND		17	4.0	ug/Kg		08/30/23 07:58	08/30/23 23:35	1
Phenol	ND		37	17	ug/Kg		08/30/23 07:58	08/30/23 23:35	1
Pyrene	ND		17	3.3	ug/Kg		08/30/23 07:58	08/30/23 23:35	1
Bis(2-chloroethoxy)methane	ND		37	17	ug/Kg		08/30/23 07:58	08/30/23 23:35	1
Bis(2-chloroethyl)ether	ND		37	17	ug/Kg		08/30/23 07:58	08/30/23 23:35	1
Bis(2-ethylhexyl) phthalate	ND		170	67	ug/Kg		08/30/23 07:58	08/30/23 23:35	1

QC Sample Results

Client: Integral Consulting Inc NYSERDA FOIL Response, January 30, 2024 (R000359-122823)

PDF Page 415 of 526 Job ID: 410-140330-1

Project/Site: Solar Farm/Battery NY State

Method: 8270E - Semivolatile Organic Compounds (GC/MS) (Continued)

Lab Sample ID: MB 410-414145/1-A

Client Sample ID: Method Blank

Matrix: Solid

Prep Type: Total/NA

Analysis Batch: 414550

Prep Batch: 414145

Tentatively Identified Compound	MB MB		Unit	D	RT	CAS No.	Prepared	Analyzed	Dil Fac
	Est. Result	Qualifier							
Unknown	629	T J	ug/Kg		2.03	N/A	08/30/23 07:58	08/30/23 23:35	1

Surrogate	MB MB		Limits	Prepared	Analyzed	Dil Fac
	%Recovery	Qualifier				
2,4,6-Tribromophenol (Surr)	84		10 - 138	08/30/23 07:58	08/30/23 23:35	1
2-Fluorobiphenyl (Surr)	76		37 - 120	08/30/23 07:58	08/30/23 23:35	1
2-Fluorophenol (Surr)	69		22 - 120	08/30/23 07:58	08/30/23 23:35	1
Nitrobenzene-d5 (Surr)	81		26 - 120	08/30/23 07:58	08/30/23 23:35	1
p-Terphenyl-d14 (Surr)	92		40 - 133	08/30/23 07:58	08/30/23 23:35	1
Phenol-d5 (Surr)	71		27 - 120	08/30/23 07:58	08/30/23 23:35	1

Lab Sample ID: LCS 410-414145/2-A

Client Sample ID: Lab Control Sample

Matrix: Solid

Prep Type: Total/NA

Analysis Batch: 414550

Prep Batch: 414145

Analyte	Spike Added	LCS Result	LCS Qualifier	Unit	D	%Rec	%Rec Limits
2,2'-oxybis[1-chloropropane]	1670	1140		ug/Kg		68	22 - 125
2,4,5-Trichlorophenol	1670	1420		ug/Kg		85	63 - 120
2,4,6-Trichlorophenol	1670	1470		ug/Kg		88	58 - 124
2,4-Dichlorophenol	1670	1210		ug/Kg		73	64 - 120
2,4-Dimethylphenol	1670	1240		ug/Kg		74	63 - 120
2,4-Dinitrophenol	3330	1020	*	ug/Kg		31	36 - 130
2,4-Dinitrotoluene	1670	1450		ug/Kg		87	65 - 120
2,6-Dinitrotoluene	1670	1420		ug/Kg		85	67 - 120
2-Chloronaphthalene	1670	1280		ug/Kg		77	63 - 120
2-Chlorophenol	1670	1040		ug/Kg		63	61 - 120
2-Methylnaphthalene	1670	1220		ug/Kg		73	61 - 120
2-Methylphenol	1670	1150		ug/Kg		69	59 - 120
2-Nitroaniline	1670	1610		ug/Kg		96	67 - 120
2-Nitrophenol	1670	1210		ug/Kg		73	60 - 120
3,3'-Dichlorobenzidine	3330	1840		ug/Kg		55	23 - 120
3-Nitroaniline	1670	1170		ug/Kg		70	34 - 120
4,6-Dinitro-2-methylphenol	3330	1730	*	ug/Kg		52	55 - 131
4-Bromophenyl phenyl ether	1670	1430		ug/Kg		86	66 - 120
4-Chloro-3-methylphenol	1670	1400		ug/Kg		84	59 - 120
4-Chloroaniline	1670	871		ug/Kg		52	17 - 120
4-Chlorophenyl phenyl ether	1670	1410		ug/Kg		84	65 - 120
4-Methylphenol	1670	1110		ug/Kg		67	59 - 120
4-Nitroaniline	1670	1330		ug/Kg		80	60 - 120
4-Nitrophenol	3330	2840		ug/Kg		85	41 - 130
Acenaphthene	1670	1290		ug/Kg		78	65 - 120
Acenaphthylene	1670	1380		ug/Kg		83	66 - 120
Acetophenone	1670	1070		ug/Kg		64	56 - 120
Anthracene	1670	1310		ug/Kg		78	69 - 120
Atrazine	1670	1670		ug/Kg		100	59 - 140
Benzaldehyde	1670	1150		ug/Kg		69	35 - 120
Benzo[a]anthracene	1670	1460		ug/Kg		87	68 - 120
Benzo[a]pyrene	1670	1410		ug/Kg		85	71 - 120

Euofins Lancaster Laboratories Environment Testing, LLC

QC Sample Results

Client: Integral Consulting Inc NYSERDA FOIL Response, January 30, 2024 (R000359-122823)

PDF Page 416 of 526 Job ID: 410-140330-1

Project/Site: Solar Farm/Battery NY State

Method: 8270E - Semivolatile Organic Compounds (GC/MS) (Continued)

Lab Sample ID: LCS 410-414145/2-A

Matrix: Solid

Analysis Batch: 414550

Client Sample ID: Lab Control Sample

Prep Type: Total/NA

Prep Batch: 414145

Analyte	Spike Added	LCS Result	LCS Qualifier	Unit	D	%Rec	%Rec Limits
Benzo[b]fluoranthene	1670	1400		ug/Kg		84	66 - 120
Benzo[g,h,i]perylene	1670	1390		ug/Kg		83	69 - 120
Benzo[k]fluoranthene	1670	1210		ug/Kg		73	68 - 120
Butyl benzyl phthalate	1670	1690		ug/Kg		102	64 - 120
Caprolactam	1670	1420		ug/Kg		85	50 - 120
Carbazole	1670	1350		ug/Kg		81	69 - 120
Chrysene	1670	1570		ug/Kg		94	67 - 120
Di-n-butyl phthalate	1670	1510		ug/Kg		91	67 - 128
Di-n-octyl phthalate	1670	1700		ug/Kg		102	64 - 128
Dibenz(a,h)anthracene	1670	1350		ug/Kg		81	70 - 123
Dibenzofuran	1670	1370		ug/Kg		82	66 - 120
Diethyl phthalate	1670	1410		ug/Kg		85	66 - 120
Dimethyl phthalate	1670	1360		ug/Kg		82	65 - 120
Fluoranthene	1670	1400		ug/Kg		84	67 - 120
Fluorene	1670	1370		ug/Kg		82	67 - 120
Hexachlorobenzene	1670	1230		ug/Kg		74	64 - 120
Hexachlorobutadiene	1670	1180		ug/Kg		71	52 - 120
Hexachlorocyclopentadiene	1670	904		ug/Kg		54	32 - 123
Hexachloroethane	1670	1040		ug/Kg		62	54 - 120
Indeno[1,2,3-cd]pyrene	1670	1470		ug/Kg		88	67 - 122
Isophorone	1670	1360		ug/Kg		81	58 - 120
N-Nitrosodi-n-propylamine	1670	1240		ug/Kg		75	51 - 120
N-Nitrosodiphenylamine	1420	1170		ug/Kg		83	70 - 120
Naphthalene	1670	1090		ug/Kg		65	62 - 120
Nitrobenzene	1670	1320		ug/Kg		79	50 - 120
Pentachlorophenol	3330	2180		ug/Kg		65	41 - 124
Phenanthrene	1670	1240		ug/Kg		74	69 - 120
Phenol	1670	1180		ug/Kg		71	54 - 120
Pyrene	1670	1410		ug/Kg		85	69 - 120
Bis(2-chloroethoxy)methane	1670	1280		ug/Kg		77	53 - 120
Bis(2-chloroethyl)ether	1670	1160		ug/Kg		69	52 - 120
Bis(2-ethylhexyl) phthalate	1670	1750		ug/Kg		105	65 - 122

Surrogate	LCS LCS		Limits
	%Recovery	Qualifier	
2,4,6-Tribromophenol (Surr)	75		10 - 138
2-Fluorobiphenyl (Surr)	71		37 - 120
2-Fluorophenol (Surr)	58		22 - 120
Nitrobenzene-d5 (Surr)	73		26 - 120
p-Terphenyl-d14 (Surr)	84		40 - 133
Phenol-d5 (Surr)	62		27 - 120

Lab Sample ID: 410-140330-5 MS

Matrix: Solid

Analysis Batch: 414550

Client Sample ID: TP-1 (1-1.5)

Prep Type: Total/NA

Prep Batch: 414145

Analyte	Sample Result	Sample Qualifier	Spike Added	MS Result	MS Qualifier	Unit	D	%Rec	%Rec Limits
1,1'-Biphenyl	23	J	2080	1350		ug/Kg	✖	64	63 - 120
2,2'-oxybis[1-chloropropane]	ND		2080	1270		ug/Kg	✖	61	22 - 125

Eurofins Lancaster Laboratories Environment Testing, LLC

QC Sample Results

Client: Integral Consulting Inc NYSERDA FOIL Response, January 30, 2024 (R000359-122823)

PDF Page 417 of 526 Job ID: 410-140330-1

Project/Site: Solar Farm/Battery NY State

Method: 8270E - Semivolatile Organic Compounds (GC/MS) (Continued)

Lab Sample ID: 410-140330-5 MS

Client Sample ID: TP-1 (1-1.5)

Matrix: Solid

Prep Type: Total/NA

Analysis Batch: 414550

Prep Batch: 414145

Analyte	Sample	Sample	Spike	MS	MS	Unit	D	%Rec	%Rec
	Result	Qualifier	Added	Result	Qualifier				
2,4,5-Trichlorophenol	36	J	2080	1500		ug/Kg	☼	70	63 - 120
2,4,6-Trichlorophenol	25	J	2080	1430		ug/Kg	☼	68	58 - 124
2,4-Dichlorophenol	ND	F1	2080	1310	F1	ug/Kg	☼	63	64 - 120
2,4-Dimethylphenol	ND	F1	2080	1220	F1	ug/Kg	☼	59	63 - 120
2,4-Dinitrophenol	ND	*- cn	4150	2580		ug/Kg	☼	62	36 - 130
2,4-Dinitrotoluene	ND		2080	1460		ug/Kg	☼	70	65 - 120
2,6-Dinitrotoluene	ND		2080	1410		ug/Kg	☼	68	67 - 120
2-Chloronaphthalene	32	J	2080	1370		ug/Kg	☼	64	63 - 120
2-Chlorophenol	ND	F1	2080	1160	F1	ug/Kg	☼	56	61 - 120
2-Methylnaphthalene	15	J	2080	1700		ug/Kg	☼	81	61 - 120
2-Methylphenol	ND	F1	2080	1160	F1	ug/Kg	☼	56	59 - 120
2-Nitroaniline	ND		2080	1600		ug/Kg	☼	77	67 - 120
2-Nitrophenol	ND		2080	1350		ug/Kg	☼	65	60 - 120
3,3'-Dichlorobenzidine	ND	F2 F1	4150	1870		ug/Kg	☼	45	23 - 120
3-Nitroaniline	ND	F2 F1	2080	1100		ug/Kg	☼	53	34 - 120
4,6-Dinitro-2-methylphenol	ND	*- cn	4150	2680		ug/Kg	☼	65	55 - 131
4-Bromophenyl phenyl ether	62		2080	1540		ug/Kg	☼	71	66 - 120
4-Chloro-3-methylphenol	ND		2080	1550		ug/Kg	☼	75	59 - 120
4-Chloroaniline	ND	F2 F1	2080	808		ug/Kg	☼	39	17 - 120
4-Chlorophenyl phenyl ether	41	J	2080	1420		ug/Kg	☼	67	65 - 120
4-Methylphenol	ND	F1	2080	1190	F1	ug/Kg	☼	57	59 - 120
4-Nitroaniline	ND	F1 F2	2080	995	F1	ug/Kg	☼	48	60 - 120
4-Nitrophenol	ND		4150	3010		ug/Kg	☼	72	41 - 130
Acenaphthene	31		2080	1370		ug/Kg	☼	65	65 - 120
Acenaphthylene	17	J	2080	1470		ug/Kg	☼	70	66 - 120
Acetophenone	ND		2080	1200		ug/Kg	☼	58	56 - 120
Anthracene	58	F1	2080	1350	F1	ug/Kg	☼	62	69 - 120
Atrazine	ND		2080	1620		ug/Kg	☼	78	59 - 140
Benzaldehyde	ND		2080	1280		ug/Kg	☼	62	35 - 120
Benzo[a]anthracene	91	F1	2080	1480	F1	ug/Kg	☼	67	68 - 120
Benzo[a]pyrene	27	F1	2080	1470	F1	ug/Kg	☼	69	71 - 120
Benzo[b]fluoranthene	53	F1	2080	1410	F1	ug/Kg	☼	65	66 - 120
Benzo[g,h,i]perylene	20	J	2080	1460		ug/Kg	☼	69	69 - 120
Benzo[k]fluoranthene	41	F1	2080	1240	F1	ug/Kg	☼	58	68 - 120
Butyl benzyl phthalate	ND		2080	1730		ug/Kg	☼	83	64 - 120
Caprolactam	ND	cn	2080	1450		ug/Kg	☼	70	50 - 120
Carbazole	31	J F1	2080	1370	F1	ug/Kg	☼	64	69 - 120
Chrysene	100		2080	1560		ug/Kg	☼	70	67 - 120
Di-n-butyl phthalate	ND		2080	1640		ug/Kg	☼	79	67 - 128
Di-n-octyl phthalate	ND		2080	1700		ug/Kg	☼	82	64 - 128
Dibenz(a,h)anthracene	20	J F1	2080	1450	F1	ug/Kg	☼	69	70 - 123
Dibenzofuran	60		2080	1440		ug/Kg	☼	66	66 - 120
Diethyl phthalate	ND		2080	1450		ug/Kg	☼	70	66 - 120
Dimethyl phthalate	ND		2080	1410		ug/Kg	☼	68	65 - 120
Fluoranthene	140	F1	2080	1400	F1	ug/Kg	☼	61	67 - 120
Fluorene	44		2080	1440		ug/Kg	☼	67	67 - 120
Hexachlorobenzene	67	F1	2080	1330	F1	ug/Kg	☼	61	64 - 120
Hexachlorobutadiene	ND		2080	1250		ug/Kg	☼	60	52 - 120
Hexachlorocyclopentadiene	ND	F1	2080	ND	F1	ug/Kg	☼	0	32 - 123

Euofins Lancaster Laboratories Environment Testing, LLC

QC Sample Results

Client: Integral Consulting Inc NYSERDA FOIL Response, January 30, 2024 (R000359-122823)

PDF Page 418 of 526 Job ID: 410-140330-1

Project/Site: Solar Farm/Battery NY State

Method: 8270E - Semivolatile Organic Compounds (GC/MS) (Continued)

Lab Sample ID: 410-140330-5 MS

Matrix: Solid

Analysis Batch: 414550

Client Sample ID: TP-1 (1-1.5)

Prep Type: Total/NA

Prep Batch: 414145

Analyte	Sample	Sample	Spike	MS		Unit	D	%Rec	%Rec	Limits	
	Result	Qualifier		Result	Qualifier						
Hexachloroethane	ND	F1	2080	991	F1	ug/Kg	☼	48	54 - 120		
Indeno[1,2,3-cd]pyrene	24		2080	1570		ug/Kg	☼	75	67 - 122		
Isophorone	ND		2080	1490		ug/Kg	☼	72	58 - 120		
N-Nitrosodi-n-propylamine	ND		2080	1370		ug/Kg	☼	66	51 - 120		
N-Nitrosodiphenylamine	ND	F1	1770	1190	F1	ug/Kg	☼	67	70 - 120		
Naphthalene	9.6	J F1	2080	1240	F1	ug/Kg	☼	59	62 - 120		
Nitrobenzene	ND		2080	1440		ug/Kg	☼	69	50 - 120		
Pentachlorophenol	ND	cn	4150	1840		ug/Kg	☼	44	41 - 124		
Phenanthrene	100	F1	2080	1340	F1	ug/Kg	☼	60	69 - 120		
Phenol	ND		2080	1280		ug/Kg	☼	62	54 - 120		
Pyrene	130	F1	2080	1440	F1	ug/Kg	☼	63	69 - 120		
Bis(2-chloroethoxy)methane	ND		2080	1390		ug/Kg	☼	67	53 - 120		
Bis(2-chloroethyl)ether	ND		2080	1240		ug/Kg	☼	60	52 - 120		
Bis(2-ethylhexyl) phthalate	ND		2080	1770		ug/Kg	☼	85	65 - 122		
		MS	MS								
Surrogate	%Recovery	Qualifier	Limits								
2,4,6-Tribromophenol (Surr)	55		10 - 138								
2-Fluorobiphenyl (Surr)	60		37 - 120								
2-Fluorophenol (Surr)	50		22 - 120								
Nitrobenzene-d5 (Surr)	64		26 - 120								
p-Terphenyl-d14 (Surr)	69		40 - 133								
Phenol-d5 (Surr)	54		27 - 120								

Lab Sample ID: 410-140330-5 MSD

Matrix: Solid

Analysis Batch: 414550

Client Sample ID: TP-1 (1-1.5)

Prep Type: Total/NA

Prep Batch: 414145

Analyte	Sample	Sample	Spike	MSD		Unit	D	%Rec	%Rec	Limits	RPD	Limit
	Result	Qualifier		Result	Qualifier							
1,1'-Biphenyl	23	J	2090	1450		ug/Kg	☼	68	63 - 120	7	30	
2,2'-oxybis[1-chloropropane]	ND		2090	1450		ug/Kg	☼	69	22 - 125	13	30	
2,4,5-Trichlorophenol	36	J	2090	1610		ug/Kg	☼	75	63 - 120	7	30	
2,4,6-Trichlorophenol	25	J	2090	1590		ug/Kg	☼	75	58 - 124	10	30	
2,4-Dichlorophenol	ND	F1	2090	1380		ug/Kg	☼	66	64 - 120	6	30	
2,4-Dimethylphenol	ND	F1	2090	1260	F1	ug/Kg	☼	60	63 - 120	3	30	
2,4-Dinitrophenol	ND	*- cn	4190	2200		ug/Kg	☼	53	36 - 130	16	30	
2,4-Dinitrotoluene	ND		2090	1530		ug/Kg	☼	73	65 - 120	4	30	
2,6-Dinitrotoluene	ND		2090	1510		ug/Kg	☼	72	67 - 120	7	30	
2-Chloronaphthalene	32	J	2090	1500		ug/Kg	☼	70	63 - 120	9	30	
2-Chlorophenol	ND	F1	2090	1290		ug/Kg	☼	62	61 - 120	11	30	
2-Methylnaphthalene	15	J	2090	1800		ug/Kg	☼	85	61 - 120	6	30	
2-Methylphenol	ND	F1	2090	1300		ug/Kg	☼	62	59 - 120	12	30	
2-Nitroaniline	ND		2090	1720		ug/Kg	☼	82	67 - 120	7	30	
2-Nitrophenol	ND		2090	1430		ug/Kg	☼	68	60 - 120	5	30	
3,3'-Dichlorobenzidine	ND	F2 F1	4190	673	F1 F2	ug/Kg	☼	16	23 - 120	94	30	
3-Nitroaniline	ND	F2 F1	2090	519	F1 F2	ug/Kg	☼	25	34 - 120	72	30	
4,6-Dinitro-2-methylphenol	ND	*- cn	4190	2570		ug/Kg	☼	61	55 - 131	4	30	
4-Bromophenyl phenyl ether	62		2090	1620		ug/Kg	☼	75	66 - 120	5	30	
4-Chloro-3-methylphenol	ND		2090	1550		ug/Kg	☼	74	59 - 120	0	30	

QC Sample Results

Client: Integral Consulting Inc NYSERDA FOIL Response, January 30, 2024 (R000359-122823)

PDF Page 419 of 526 Job ID: 410-140330-1

Project/Site: Solar Farm/Battery NY State

Method: 8270E - Semivolatile Organic Compounds (GC/MS) (Continued)

Lab Sample ID: 410-140330-5 MSD

Client Sample ID: TP-1 (1-1.5)

Matrix: Solid

Prep Type: Total/NA

Analysis Batch: 414550

Prep Batch: 414145

Analyte	Sample	Sample	Spike	MSD	MSD	Unit	D	%Rec	%Rec	RPD	Limit
	Result	Qualifier	Added	Result	Qualifier				Limits		
4-Chloroaniline	ND	F2 F1	2090	193	J F1 F2	ug/Kg	✱	9	17 - 120	123	30
4-Chlorophenyl phenyl ether	41	J	2090	1510		ug/Kg	✱	70	65 - 120	6	30
4-Methylphenol	ND	F1	2090	1290		ug/Kg	✱	62	59 - 120	8	30
4-Nitroaniline	ND	F1 F2	2090	655	F1 F2	ug/Kg	✱	31	60 - 120	41	30
4-Nitrophenol	ND		4190	3190		ug/Kg	✱	76	41 - 130	6	30
Acenaphthene	31		2090	1490		ug/Kg	✱	70	65 - 120	8	30
Acenaphthylene	17	J	2090	1550		ug/Kg	✱	73	66 - 120	5	30
Acetophenone	ND		2090	1360		ug/Kg	✱	65	56 - 120	12	30
Anthracene	58	F1	2090	1430	F1	ug/Kg	✱	66	69 - 120	6	30
Atrazine	ND		2090	1670		ug/Kg	✱	80	59 - 140	3	30
Benzaldehyde	ND		2090	1500		ug/Kg	✱	72	35 - 120	16	30
Benzo[a]anthracene	91	F1	2090	1640		ug/Kg	✱	74	68 - 120	10	30
Benzo[a]pyrene	27	F1	2090	1500	F1	ug/Kg	✱	70	71 - 120	2	30
Benzo[b]fluoranthene	53	F1	2090	1430		ug/Kg	✱	66	66 - 120	1	30
Benzo[g,h,i]perylene	20	J	2090	1590		ug/Kg	✱	75	69 - 120	9	30
Benzo[k]fluoranthene	41	F1	2090	1370	F1	ug/Kg	✱	63	68 - 120	10	30
Butyl benzyl phthalate	ND		2090	1900		ug/Kg	✱	91	64 - 120	9	30
Caprolactam	ND	cn	2090	1580		ug/Kg	✱	76	50 - 120	9	30
Carbazole	31	J F1	2090	1420	F1	ug/Kg	✱	66	69 - 120	4	30
Chrysene	100		2090	1670		ug/Kg	✱	75	67 - 120	7	30
Di-n-butyl phthalate	ND		2090	1730		ug/Kg	✱	83	67 - 128	5	30
Di-n-octyl phthalate	ND		2090	1830		ug/Kg	✱	87	64 - 128	7	30
Dibenz(a,h)anthracene	20	J F1	2090	1530		ug/Kg	✱	72	70 - 123	6	30
Dibenzofuran	60		2090	1520		ug/Kg	✱	70	66 - 120	6	30
Diethyl phthalate	ND		2090	1600		ug/Kg	✱	76	66 - 120	9	30
Dimethyl phthalate	ND		2090	1490		ug/Kg	✱	71	65 - 120	6	30
Fluoranthene	140	F1	2090	1510	F1	ug/Kg	✱	66	67 - 120	8	30
Fluorene	44		2090	1510		ug/Kg	✱	70	67 - 120	5	30
Hexachlorobenzene	67	F1	2090	1410		ug/Kg	✱	64	64 - 120	6	30
Hexachlorobutadiene	ND		2090	1380		ug/Kg	✱	66	52 - 120	10	30
Hexachlorocyclopentadiene	ND	F1	2090	ND	F1	ug/Kg	✱	0	32 - 123	NC	30
Hexachloroethane	ND	F1	2090	1040	F1	ug/Kg	✱	49	54 - 120	4	30
Indeno[1,2,3-cd]pyrene	24		2090	1690		ug/Kg	✱	80	67 - 122	7	30
Isophorone	ND		2090	1600		ug/Kg	✱	77	58 - 120	7	30
N-Nitrosodi-n-propylamine	ND		2090	1490		ug/Kg	✱	71	51 - 120	9	30
N-Nitrosodiphenylamine	ND	F1	1780	1270		ug/Kg	✱	72	70 - 120	7	30
Naphthalene	9.6	J F1	2090	1320		ug/Kg	✱	62	62 - 120	6	30
Nitrobenzene	ND		2090	1590		ug/Kg	✱	76	50 - 120	10	30
Pentachlorophenol	ND	cn	4190	1790		ug/Kg	✱	43	41 - 124	3	30
Phenanthrene	100	F1	2090	1420	F1	ug/Kg	✱	63	69 - 120	5	30
Phenol	ND		2090	1400		ug/Kg	✱	67	54 - 120	9	30
Pyrene	130	F1	2090	1560	F1	ug/Kg	✱	68	69 - 120	8	30
Bis(2-chloroethoxy)methane	ND		2090	1500		ug/Kg	✱	72	53 - 120	8	30
Bis(2-chloroethyl)ether	ND		2090	1470		ug/Kg	✱	70	52 - 120	17	30
Bis(2-ethylhexyl) phthalate	ND		2090	1920		ug/Kg	✱	92	65 - 122	8	30

Surrogate	MSD %Recovery	MSD Qualifier	Limits
2,4,6-Tribromophenol (Surr)	60		10 - 138

QC Sample Results

Client: Integral Consulting Inc
 Project/Site: Solar Farm/Battery NY State

PDF Page 420 of 526
 Job ID: 410-140330-1

Method: 8270E - Semivolatile Organic Compounds (GC/MS) (Continued)

Lab Sample ID: 410-140330-5 MSD
 Matrix: Solid
 Analysis Batch: 414550

Client Sample ID: TP-1 (1-1.5)
 Prep Type: Total/NA
 Prep Batch: 414145

Surrogate	MSD %Recovery	MSD Qualifier	Limits
2-Fluorobiphenyl (Surr)	63		37 - 120
2-Fluorophenol (Surr)	56		22 - 120
Nitrobenzene-d5 (Surr)	69		26 - 120
p-Terphenyl-d14 (Surr)	74		40 - 133
Phenol-d5 (Surr)	59		27 - 120

Method: 6010D - Metals (ICP)

Lab Sample ID: MB 410-413036/1-A
 Matrix: Solid
 Analysis Batch: 413362

Client Sample ID: Method Blank
 Prep Type: Total/NA
 Prep Batch: 413036

Analyte	MB Result	MB Qualifier	RL	MDL	Unit	D	Prepared	Analyzed	Dil Fac
Lithium	ND		5.0	2.0	mg/Kg		08/27/23 20:21	08/28/23 08:41	1

Lab Sample ID: LCS 410-413036/2-A
 Matrix: Solid
 Analysis Batch: 413362

Client Sample ID: Lab Control Sample
 Prep Type: Total/NA
 Prep Batch: 413036

Analyte	Spike Added	LCS Result	LCS Qualifier	Unit	D	%Rec	%Rec Limits
Lithium	50.0	51.7		mg/Kg		103	80 - 120

Lab Sample ID: 410-140330-5 MS
 Matrix: Solid
 Analysis Batch: 413536

Client Sample ID: TP-1 (1-1.5)
 Prep Type: Total/NA
 Prep Batch: 413036

Analyte	Sample Result	Sample Qualifier	Spike Added	MS Result	MS Qualifier	Unit	D	%Rec	%Rec Limits
Lithium	22		60.1	81.1		mg/Kg	⊛	97	75 - 125

Lab Sample ID: 410-140330-5 MSD
 Matrix: Solid
 Analysis Batch: 413536

Client Sample ID: TP-1 (1-1.5)
 Prep Type: Total/NA
 Prep Batch: 413036

Analyte	Sample Result	Sample Qualifier	Spike Added	MSD Result	MSD Qualifier	Unit	D	%Rec	%Rec Limits	RPD	Limit
Lithium	22		55.4	80.3		mg/Kg	⊛	104	75 - 125	1	20

Lab Sample ID: 410-140330-5 DU
 Matrix: Solid
 Analysis Batch: 413536

Client Sample ID: TP-1 (1-1.5)
 Prep Type: Total/NA
 Prep Batch: 413036

Analyte	Sample Result	Sample Qualifier	DU Result	DU Qualifier	Unit	D	RPD	Limit
Lithium	22		24.9		mg/Kg	⊛	10	20

QC Sample Results

Client: Integral Consulting Inc NYSERDA FOIL Response, January 30, 2024 (R000359-122823)

PDF Page 421 of 526 Job ID: 410-140330-1

Project/Site: Solar Farm/Battery NY State

Method: 6020B - Metals (ICP/MS)

Lab Sample ID: MB 410-413036/1-A ^2

Matrix: Solid

Analysis Batch: 415109

Client Sample ID: Method Blank

Prep Type: Total/NA

Prep Batch: 413036

Analyte	MB Result	MB Qualifier	RL	MDL	Unit	D	Prepared	Analyzed	Dil Fac
Aluminum	ND		20	9.9	mg/Kg		08/27/23 20:21	08/31/23 16:46	2
Antimony	ND		0.20	0.080	mg/Kg		08/27/23 20:21	08/31/23 16:46	2
Arsenic	ND		0.40	0.13	mg/Kg		08/27/23 20:21	08/31/23 16:46	2
Barium	ND		0.40	0.18	mg/Kg		08/27/23 20:21	08/31/23 16:46	2
Beryllium	ND		0.10	0.024	mg/Kg		08/27/23 20:21	08/31/23 16:46	2
Cadmium	ND		0.10	0.040	mg/Kg		08/27/23 20:21	08/31/23 16:46	2
Calcium	ND		40	20	mg/Kg		08/27/23 20:21	08/31/23 16:46	2
Chromium	ND		0.40	0.19	mg/Kg		08/27/23 20:21	08/31/23 16:46	2
Cobalt	ND		0.20	0.080	mg/Kg		08/27/23 20:21	08/31/23 16:46	2
Copper	ND		0.40	0.18	mg/Kg		08/27/23 20:21	08/31/23 16:46	2
Iron	ND		20	9.2	mg/Kg		08/27/23 20:21	08/31/23 16:46	2
Lead	ND		0.20	0.076	mg/Kg		08/27/23 20:21	08/31/23 16:46	2
Magnesium	ND		10	4.9	mg/Kg		08/27/23 20:21	08/31/23 16:46	2
Manganese	ND		0.40	0.20	mg/Kg		08/27/23 20:21	08/31/23 16:46	2
Nickel	ND		0.40	0.19	mg/Kg		08/27/23 20:21	08/31/23 16:46	2
Potassium	ND		40	16	mg/Kg		08/27/23 20:21	08/31/23 16:46	2
Selenium	ND		0.40	0.10	mg/Kg		08/27/23 20:21	08/31/23 16:46	2
Silver	ND		0.10	0.041	mg/Kg		08/27/23 20:21	08/31/23 16:46	2
Sodium	ND		50	24	mg/Kg		08/27/23 20:21	08/31/23 16:46	2
Thallium	ND		0.10	0.039	mg/Kg		08/27/23 20:21	08/31/23 16:46	2
Zinc	ND		30	4.0	mg/Kg		08/27/23 20:21	08/31/23 16:46	2
Vanadium	ND		0.80	0.20	mg/Kg		08/27/23 20:21	08/31/23 16:46	2

Lab Sample ID: LCS 410-413036/2-A ^2

Matrix: Solid

Analysis Batch: 415109

Client Sample ID: Lab Control Sample

Prep Type: Total/NA

Prep Batch: 413036

Analyte	Spike Added	LCS Result	LCS Qualifier	Unit	D	%Rec	%Rec Limits
Aluminum	500	514		mg/Kg		103	80 - 120
Antimony	10.0	10.6		mg/Kg		106	80 - 120
Arsenic	50.0	51.5		mg/Kg		103	80 - 120
Barium	50.0	52.5		mg/Kg		105	80 - 120
Beryllium	5.00	5.17		mg/Kg		103	80 - 120
Cadmium	5.00	5.20		mg/Kg		104	80 - 120
Calcium	500	520		mg/Kg		104	80 - 120
Chromium	50.0	51.1		mg/Kg		102	80 - 120
Cobalt	50.0	50.5		mg/Kg		101	80 - 120
Copper	50.0	50.5		mg/Kg		101	80 - 120
Iron	500	522		mg/Kg		104	80 - 120
Lead	5.00	5.21		mg/Kg		104	80 - 120
Magnesium	500	513		mg/Kg		103	80 - 120
Manganese	50.0	51.1		mg/Kg		102	80 - 120
Nickel	50.0	51.4		mg/Kg		103	80 - 120
Potassium	500	509		mg/Kg		102	80 - 120
Selenium	10.0	10.5		mg/Kg		105	80 - 120
Silver	5.00	5.35		mg/Kg		107	80 - 120
Sodium	500	495		mg/Kg		99	80 - 120
Thallium	10.0	10.5		mg/Kg		105	80 - 120
Zinc	50.0	51.4		mg/Kg		103	80 - 120

Euofins Lancaster Laboratories Environment Testing, LLC

QC Sample Results

Client: Integral Consulting Inc NYSERDA FOIL Response, January 30, 2024 (R000359-122823)

PDF Page 422 of 526
Job ID: 410-140330-1

Project/Site: Solar Farm/Battery NY State

Method: 6020B - Metals (ICP/MS) (Continued)

Lab Sample ID: LCS 410-413036/2-A ^2

Matrix: Solid

Analysis Batch: 415109

Client Sample ID: Lab Control Sample

Prep Type: Total/NA

Prep Batch: 413036

Analyte	Spike Added	LCS Result	LCS Qualifier	Unit	D	%Rec	%Rec Limits
Vanadium	50.0	51.1		mg/Kg		102	80 - 120

Lab Sample ID: 410-140330-5 MS

Matrix: Solid

Analysis Batch: 415109

Client Sample ID: TP-1 (1-1.5)

Prep Type: Total/NA

Prep Batch: 413036

Analyte	Sample Result	Sample Qualifier	Spike Added	MS Result	MS Qualifier	Unit	D	%Rec	%Rec Limits
Antimony	ND	F1	12.0	8.90	F1	mg/Kg	⊛	74	75 - 125
Arsenic	3.7		60.1	62.7		mg/Kg	⊛	98	75 - 125
Beryllium	1.3		6.01	7.92		mg/Kg	⊛	111	75 - 125
Cadmium	0.36		6.01	6.36		mg/Kg	⊛	100	75 - 125
Calcium	5700		601	6320	4	mg/Kg	⊛	102	75 - 125
Chromium	40	F1	60.1	110		mg/Kg	⊛	117	75 - 125
Cobalt	14		60.1	68.8		mg/Kg	⊛	91	75 - 125
Copper	21		60.1	81.5		mg/Kg	⊛	100	75 - 125
Lead	11	F1	6.01	16.5		mg/Kg	⊛	95	75 - 125
Magnesium	6800		601	9190	4	mg/Kg	⊛	392	75 - 125
Nickel	39		60.1	91.5		mg/Kg	⊛	87	75 - 125
Potassium	5800		601	10200	4	mg/Kg	⊛	729	75 - 125
Selenium	0.18	J	12.0	12.7		mg/Kg	⊛	104	75 - 125
Silver	0.096		6.01	6.25		mg/Kg	⊛	102	75 - 125
Sodium	190		601	814		mg/Kg	⊛	104	75 - 125
Thallium	0.34		12.0	12.6		mg/Kg	⊛	102	75 - 125
Zinc	62		60.1	128		mg/Kg	⊛	111	75 - 125
Vanadium	57	F1	60.1	130		mg/Kg	⊛	123	75 - 125

Lab Sample ID: 410-140330-5 MS

Matrix: Solid

Analysis Batch: 415109

Client Sample ID: TP-1 (1-1.5)

Prep Type: Total/NA

Prep Batch: 413036

Analyte	Sample Result	Sample Qualifier	Spike Added	MS Result	MS Qualifier	Unit	D	%Rec	%Rec Limits
Aluminum	34000	^2	601	50100	4	mg/Kg	⊛	2765	75 - 125
Barium	290		60.1	401	4	mg/Kg	⊛	180	75 - 125
Iron	32000	^2	601	39900	4	mg/Kg	⊛	1379	75 - 125
Manganese	1400	^2 F2	60.1	592	4	mg/Kg	⊛	-1396	75 - 125

Lab Sample ID: 410-140330-5 MSD

Matrix: Solid

Analysis Batch: 415109

Client Sample ID: TP-1 (1-1.5)

Prep Type: Total/NA

Prep Batch: 413036

Analyte	Sample Result	Sample Qualifier	Spike Added	MSD Result	MSD Qualifier	Unit	D	%Rec	%Rec Limits	RPD	Limit
Antimony	ND	F1	11.1	7.83	F1	mg/Kg	⊛	71	75 - 125	13	20
Arsenic	3.7		55.4	60.7		mg/Kg	⊛	103	75 - 125	3	20
Beryllium	1.3		5.54	7.70		mg/Kg	⊛	116	75 - 125	3	20
Cadmium	0.36		5.54	6.14		mg/Kg	⊛	104	75 - 125	4	20
Calcium	5700		554	6040	4	mg/Kg	⊛	60	75 - 125	5	20
Chromium	40	F1	55.4	111	F1	mg/Kg	⊛	130	75 - 125	1	20
Cobalt	14		55.4	72.3		mg/Kg	⊛	105	75 - 125	5	20
Copper	21		55.4	78.7		mg/Kg	⊛	104	75 - 125	4	20

Eurofins Lancaster Laboratories Environment Testing, LLC

QC Sample Results

Client: Integral Consulting Inc NYSERDA FOIL Response, January 30, 2024 (R000359-122823)

PDF Page 423 of 526 Job ID: 410-140330-1

Project/Site: Solar Farm/Battery NY State

Method: 6020B - Metals (ICP/MS) (Continued)

Lab Sample ID: 410-140330-5 MSD

Matrix: Solid

Analysis Batch: 415109

Client Sample ID: TP-1 (1-1.5)

Prep Type: Total/NA

Prep Batch: 413036

Analyte	Sample	Sample	Spike	MSD		Unit	D	%Rec	%Rec		RPD	Limit
	Result	Qualifier		Result	Qualifier				Limits	RPD		
Lead	11	F1	5.54	18.5	F1	mg/Kg	☼	140	75 - 125	12	20	
Magnesium	6800		554	9270	4	mg/Kg	☼	439	75 - 125	1	20	
Nickel	39		55.4	88.4		mg/Kg	☼	89	75 - 125	3	20	
Potassium	5800		554	10100	4	mg/Kg	☼	768	75 - 125	1	20	
Selenium	0.18	J	11.1	12.3		mg/Kg	☼	110	75 - 125	3	20	
Silver	0.096		5.54	5.94		mg/Kg	☼	106	75 - 125	5	20	
Sodium	190		554	778		mg/Kg	☼	106	75 - 125	5	20	
Thallium	0.34		11.1	12.3		mg/Kg	☼	108	75 - 125	3	20	
Zinc	62		55.4	130		mg/Kg	☼	123	75 - 125	1	20	
Vanadium	57	F1	55.4	135	F1	mg/Kg	☼	141	75 - 125	3	20	

Lab Sample ID: 410-140330-5 MSD

Matrix: Solid

Analysis Batch: 415109

Client Sample ID: TP-1 (1-1.5)

Prep Type: Total/NA

Prep Batch: 413036

Analyte	Sample	Sample	Spike	MSD		Unit	D	%Rec	%Rec		RPD	Limit
	Result	Qualifier		Result	Qualifier				Limits	RPD		
Aluminum	34000	^2	554	50100	4	mg/Kg	☼	2991	75 - 125	0	20	
Barium	290		55.4	383	4	mg/Kg	☼	164	75 - 125	4	20	
Iron	32000	^2	554	39000	4	mg/Kg	☼	1332	75 - 125	2	20	
Manganese	1400	^2 F2	55.4	923	4 F2	mg/Kg	☼	-918	75 - 125	44	20	

Lab Sample ID: 410-140330-5 DU

Matrix: Solid

Analysis Batch: 415109

Client Sample ID: TP-1 (1-1.5)

Prep Type: Total/NA

Prep Batch: 413036

Analyte	Sample	Sample	DU		Unit	D	RPD	Limit
	Result	Qualifier	Result	Qualifier				
Antimony	ND	F1	ND		mg/Kg	☼	NC	20
Arsenic	3.7		3.50		mg/Kg	☼	6	20
Beryllium	1.3		1.32		mg/Kg	☼	3	20
Cadmium	0.36		0.187	F3	mg/Kg	☼	64	20
Calcium	5700		5950		mg/Kg	☼	4	20
Chromium	40	F1	41.1		mg/Kg	☼	4	20
Cobalt	14		11.2	F3	mg/Kg	☼	25	20
Copper	21		20.4		mg/Kg	☼	4	20
Lead	11	F1	12.2		mg/Kg	☼	12	20
Magnesium	6800		7210		mg/Kg	☼	5	20
Nickel	39		29.1	F3	mg/Kg	☼	30	20
Potassium	5800		5670		mg/Kg	☼	2	20
Selenium	0.18	J	0.194	J	mg/Kg	☼	6	20
Silver	0.096		0.0823	J	mg/Kg	☼	15	20
Sodium	190		209		mg/Kg	☼	9	20
Thallium	0.34		0.319		mg/Kg	☼	6	20
Zinc	62		67.8		mg/Kg	☼	9	20
Vanadium	57	F1	60.5		mg/Kg	☼	7	20

QC Sample Results

Client: Integral Consulting Inc NYSERDA FOIL Response, January 30, 2024 (R000359-122823)

PDF Page 424 of 526 Job ID: 410-140330-1

Project/Site: Solar Farm/Battery NY State

Method: 6020B - Metals (ICP/MS) (Continued)

Lab Sample ID: 410-140330-5 DU

Matrix: Solid

Analysis Batch: 415109

Client Sample ID: TP-1 (1-1.5)

Prep Type: Total/NA

Prep Batch: 413036

Analyte	Sample	Sample	DU	DU	Unit	D	RPD	Limit
	Result	Qualifier	Result	Qualifier				
Aluminum	34000	^2	34500		mg/Kg	⊛	3	20
Barium	290		245		mg/Kg	⊛	18	20
Iron	32000	^2	32800		mg/Kg	⊛	4	20
Manganese	1400	^2 F2	616	F3	mg/Kg	⊛	80	20

Method: 7471B - Mercury (CVAA)

Lab Sample ID: MB 410-413066/1-A

Matrix: Solid

Analysis Batch: 413871

Client Sample ID: Method Blank

Prep Type: Total/NA

Prep Batch: 413066

Analyte	MB	MB	RL	MDL	Unit	D	Prepared	Analyzed	Dil	Fac
	Result	Qualifier								
Mercury	ND		0.036	0.012	mg/Kg		08/28/23 05:53	08/29/23 12:50	1	

Lab Sample ID: LCS 410-413066/2-A

Matrix: Solid

Analysis Batch: 413871

Client Sample ID: Lab Control Sample

Prep Type: Total/NA

Prep Batch: 413066

Analyte	Spike Added	LCS	LCS	Unit	D	%Rec	%Rec Limits
		Result	Qualifier				
Mercury	0.100	0.104		mg/Kg		104	80 - 120

Lab Sample ID: 410-140330-5 MS

Matrix: Solid

Analysis Batch: 413871

Client Sample ID: TP-1 (1-1.5)

Prep Type: Total/NA

Prep Batch: 413066

Analyte	Sample	Sample	Spike	MS	MS	Unit	D	%Rec	%Rec Limits
	Result	Qualifier	Added	Result	Qualifier				
Mercury	0.044	J	0.204	0.275		mg/Kg	⊛	114	80 - 120

Lab Sample ID: 410-140330-5 MSD

Matrix: Solid

Analysis Batch: 413871

Client Sample ID: TP-1 (1-1.5)

Prep Type: Total/NA

Prep Batch: 413066

Analyte	Sample	Sample	Spike	MSD	MSD	Unit	D	%Rec	%Rec Limits	RPD	Limit
	Result	Qualifier	Added	Result	Qualifier						
Mercury	0.044	J	0.197	0.256		mg/Kg	⊛	107	80 - 120	7	20

Lab Sample ID: 410-140330-5 DU

Matrix: Solid

Analysis Batch: 413871

Client Sample ID: TP-1 (1-1.5)

Prep Type: Total/NA

Prep Batch: 413066

Analyte	Sample	Sample	DU	DU	Unit	D	RPD	Limit
	Result	Qualifier	Result	Qualifier				
Mercury	0.044	J	0.0517	J	mg/Kg	⊛	17	20

QC Association Summary

Client: Integral Consulting Inc
 Project/Site: Solar Farm/Battery NY State

PDF Page 425 of 526
 Job ID: 410-140330-1

GC/MS VOA

Prep Batch: 412993

Lab Sample ID	Client Sample ID	Prep Type	Matrix	Method	Prep Batch
410-140330-1	TP-3 (1-1.5)	Total/NA	Solid	5035	
410-140330-2	TP-3 (4-4.25)	Total/NA	Solid	5035	
410-140330-3	TP-2 (1-1.25)	Total/NA	Solid	5035	
410-140330-4	TP-2 (5.5-6)	Total/NA	Solid	5035	
410-140330-5	TP-1 (1-1.5)	Total/NA	Solid	5035	
410-140330-6	TP-4 (0.33-1.33)	Total/NA	Solid	5035	
410-140330-7	TP-4 (5.5-6.5)	Total/NA	Solid	5035	
410-140330-8	TP-5 (1.17-2.17)	Total/NA	Solid	5035	
410-140330-9	TP-5 (7.5-8.5)	Total/NA	Solid	5035	
410-140330-5 MS	TP-1 (1-1.5)	Total/NA	Solid	5035	
410-140330-5 MSD	TP-1 (1-1.5)	Total/NA	Solid	5035	

Analysis Batch: 413639

Lab Sample ID	Client Sample ID	Prep Type	Matrix	Method	Prep Batch
410-140330-1	TP-3 (1-1.5)	Total/NA	Solid	8260D	412993
410-140330-2	TP-3 (4-4.25)	Total/NA	Solid	8260D	412993
410-140330-3	TP-2 (1-1.25)	Total/NA	Solid	8260D	412993
410-140330-4	TP-2 (5.5-6)	Total/NA	Solid	8260D	412993
MB 410-413639/7	Method Blank	Total/NA	Solid	8260D	
LCS 410-413639/4	Lab Control Sample	Total/NA	Solid	8260D	
LCSD 410-413639/5	Lab Control Sample Dup	Total/NA	Solid	8260D	

Analysis Batch: 413977

Lab Sample ID	Client Sample ID	Prep Type	Matrix	Method	Prep Batch
410-140330-5	TP-1 (1-1.5)	Total/NA	Solid	8260D	412993
410-140330-6	TP-4 (0.33-1.33)	Total/NA	Solid	8260D	412993
410-140330-7	TP-4 (5.5-6.5)	Total/NA	Solid	8260D	412993
410-140330-8	TP-5 (1.17-2.17)	Total/NA	Solid	8260D	412993
MB 410-413977/7	Method Blank	Total/NA	Solid	8260D	
LCS 410-413977/4	Lab Control Sample	Total/NA	Solid	8260D	
LCSD 410-413977/5	Lab Control Sample Dup	Total/NA	Solid	8260D	
410-140330-5 MS	TP-1 (1-1.5)	Total/NA	Solid	8260D	412993
410-140330-5 MSD	TP-1 (1-1.5)	Total/NA	Solid	8260D	412993

Analysis Batch: 414509

Lab Sample ID	Client Sample ID	Prep Type	Matrix	Method	Prep Batch
410-140330-10	TB-20230824	Total/NA	Water	8260D	
MB 410-414509/7	Method Blank	Total/NA	Water	8260D	
LCS 410-414509/5	Lab Control Sample	Total/NA	Water	8260D	

Analysis Batch: 414605

Lab Sample ID	Client Sample ID	Prep Type	Matrix	Method	Prep Batch
410-140330-9	TP-5 (7.5-8.5)	Total/NA	Solid	8260D	412993
MB 410-414605/7	Method Blank	Total/NA	Solid	8260D	
LCS 410-414605/4	Lab Control Sample	Total/NA	Solid	8260D	
LCSD 410-414605/5	Lab Control Sample Dup	Total/NA	Solid	8260D	

QC Association Summary

Client: Integral Consulting Inc
 Project/Site: Solar Farm/Battery NY State

PDF Page 426 of 526
 Job ID: 410-140330-1

GC/MS Semi VOA

Prep Batch: 414145

Lab Sample ID	Client Sample ID	Prep Type	Matrix	Method	Prep Batch
410-140330-1	TP-3 (1-1.5)	Total/NA	Solid	3546	
410-140330-2	TP-3 (4-4.25)	Total/NA	Solid	3546	
410-140330-3	TP-2 (1-1.25)	Total/NA	Solid	3546	
410-140330-4	TP-2 (5.5-6)	Total/NA	Solid	3546	
410-140330-5	TP-1 (1-1.5)	Total/NA	Solid	3546	
410-140330-6	TP-4 (0.33-1.33)	Total/NA	Solid	3546	
410-140330-7	TP-4 (5.5-6.5)	Total/NA	Solid	3546	
410-140330-8	TP-5 (1.17-2.17)	Total/NA	Solid	3546	
410-140330-9	TP-5 (7.5-8.5)	Total/NA	Solid	3546	
MB 410-414145/1-A	Method Blank	Total/NA	Solid	3546	
LCS 410-414145/2-A	Lab Control Sample	Total/NA	Solid	3546	
410-140330-5 MS	TP-1 (1-1.5)	Total/NA	Solid	3546	
410-140330-5 MSD	TP-1 (1-1.5)	Total/NA	Solid	3546	

Analysis Batch: 414550

Lab Sample ID	Client Sample ID	Prep Type	Matrix	Method	Prep Batch
410-140330-1	TP-3 (1-1.5)	Total/NA	Solid	8270E	414145
410-140330-2	TP-3 (4-4.25)	Total/NA	Solid	8270E	414145
410-140330-3	TP-2 (1-1.25)	Total/NA	Solid	8270E	414145
410-140330-4	TP-2 (5.5-6)	Total/NA	Solid	8270E	414145
410-140330-5	TP-1 (1-1.5)	Total/NA	Solid	8270E	414145
410-140330-6	TP-4 (0.33-1.33)	Total/NA	Solid	8270E	414145
410-140330-7	TP-4 (5.5-6.5)	Total/NA	Solid	8270E	414145
410-140330-8	TP-5 (1.17-2.17)	Total/NA	Solid	8270E	414145
410-140330-9	TP-5 (7.5-8.5)	Total/NA	Solid	8270E	414145
MB 410-414145/1-A	Method Blank	Total/NA	Solid	8270E	414145
LCS 410-414145/2-A	Lab Control Sample	Total/NA	Solid	8270E	414145
410-140330-5 MS	TP-1 (1-1.5)	Total/NA	Solid	8270E	414145
410-140330-5 MSD	TP-1 (1-1.5)	Total/NA	Solid	8270E	414145

Analysis Batch: 415076

Lab Sample ID	Client Sample ID	Prep Type	Matrix	Method	Prep Batch
410-140330-5	TP-1 (1-1.5)	Total/NA	Solid	8270E	414145

Metals

Prep Batch: 413036

Lab Sample ID	Client Sample ID	Prep Type	Matrix	Method	Prep Batch
410-140330-1	TP-3 (1-1.5)	Total/NA	Solid	3050B	
410-140330-2	TP-3 (4-4.25)	Total/NA	Solid	3050B	
410-140330-3	TP-2 (1-1.25)	Total/NA	Solid	3050B	
410-140330-4	TP-2 (5.5-6)	Total/NA	Solid	3050B	
410-140330-5	TP-1 (1-1.5)	Total/NA	Solid	3050B	
410-140330-6	TP-4 (0.33-1.33)	Total/NA	Solid	3050B	
410-140330-7	TP-4 (5.5-6.5)	Total/NA	Solid	3050B	
410-140330-8	TP-5 (1.17-2.17)	Total/NA	Solid	3050B	
410-140330-9	TP-5 (7.5-8.5)	Total/NA	Solid	3050B	
MB 410-413036/1-A	Method Blank	Total/NA	Solid	3050B	
MB 410-413036/1-A ^2	Method Blank	Total/NA	Solid	3050B	
LCS 410-413036/2-A	Lab Control Sample	Total/NA	Solid	3050B	
LCS 410-413036/2-A ^2	Lab Control Sample	Total/NA	Solid	3050B	

QC Association Summary

Client: Integral Consulting Inc
 Project/Site: Solar Farm/Battery NY State

PDF Page 427 of 526
 Job ID: 410-140330-1

Metals (Continued)

Prep Batch: 413036 (Continued)

Lab Sample ID	Client Sample ID	Prep Type	Matrix	Method	Prep Batch
410-140330-5 MS	TP-1 (1-1.5)	Total/NA	Solid	3050B	
410-140330-5 MSD	TP-1 (1-1.5)	Total/NA	Solid	3050B	
410-140330-5 DU	TP-1 (1-1.5)	Total/NA	Solid	3050B	

Prep Batch: 413066

Lab Sample ID	Client Sample ID	Prep Type	Matrix	Method	Prep Batch
410-140330-1	TP-3 (1-1.5)	Total/NA	Solid	7471B	
410-140330-2	TP-3 (4-4.25)	Total/NA	Solid	7471B	
410-140330-3	TP-2 (1-1.25)	Total/NA	Solid	7471B	
410-140330-4	TP-2 (5.5-6)	Total/NA	Solid	7471B	
410-140330-5	TP-1 (1-1.5)	Total/NA	Solid	7471B	
410-140330-6	TP-4 (0.33-1.33)	Total/NA	Solid	7471B	
410-140330-7	TP-4 (5.5-6.5)	Total/NA	Solid	7471B	
410-140330-8	TP-5 (1.17-2.17)	Total/NA	Solid	7471B	
410-140330-9	TP-5 (7.5-8.5)	Total/NA	Solid	7471B	
MB 410-413066/1-A	Method Blank	Total/NA	Solid	7471B	
LCS 410-413066/2-A	Lab Control Sample	Total/NA	Solid	7471B	
410-140330-5 MS	TP-1 (1-1.5)	Total/NA	Solid	7471B	
410-140330-5 MSD	TP-1 (1-1.5)	Total/NA	Solid	7471B	
410-140330-5 DU	TP-1 (1-1.5)	Total/NA	Solid	7471B	

Analysis Batch: 413362

Lab Sample ID	Client Sample ID	Prep Type	Matrix	Method	Prep Batch
410-140330-1	TP-3 (1-1.5)	Total/NA	Solid	6010D	413036
410-140330-2	TP-3 (4-4.25)	Total/NA	Solid	6010D	413036
410-140330-7	TP-4 (5.5-6.5)	Total/NA	Solid	6010D	413036
410-140330-8	TP-5 (1.17-2.17)	Total/NA	Solid	6010D	413036
MB 410-413036/1-A	Method Blank	Total/NA	Solid	6010D	413036
LCS 410-413036/2-A	Lab Control Sample	Total/NA	Solid	6010D	413036

Analysis Batch: 413536

Lab Sample ID	Client Sample ID	Prep Type	Matrix	Method	Prep Batch
410-140330-3	TP-2 (1-1.25)	Total/NA	Solid	6010D	413036
410-140330-4	TP-2 (5.5-6)	Total/NA	Solid	6010D	413036
410-140330-5	TP-1 (1-1.5)	Total/NA	Solid	6010D	413036
410-140330-6	TP-4 (0.33-1.33)	Total/NA	Solid	6010D	413036
410-140330-9	TP-5 (7.5-8.5)	Total/NA	Solid	6010D	413036
410-140330-5 MS	TP-1 (1-1.5)	Total/NA	Solid	6010D	413036
410-140330-5 MSD	TP-1 (1-1.5)	Total/NA	Solid	6010D	413036
410-140330-5 DU	TP-1 (1-1.5)	Total/NA	Solid	6010D	413036

Analysis Batch: 413871

Lab Sample ID	Client Sample ID	Prep Type	Matrix	Method	Prep Batch
410-140330-1	TP-3 (1-1.5)	Total/NA	Solid	7471B	413066
410-140330-2	TP-3 (4-4.25)	Total/NA	Solid	7471B	413066
410-140330-3	TP-2 (1-1.25)	Total/NA	Solid	7471B	413066
410-140330-4	TP-2 (5.5-6)	Total/NA	Solid	7471B	413066
410-140330-5	TP-1 (1-1.5)	Total/NA	Solid	7471B	413066
410-140330-6	TP-4 (0.33-1.33)	Total/NA	Solid	7471B	413066
410-140330-7	TP-4 (5.5-6.5)	Total/NA	Solid	7471B	413066
410-140330-8	TP-5 (1.17-2.17)	Total/NA	Solid	7471B	413066

QC Association Summary

Client: Integral Consulting Inc
 Project/Site: Solar Farm/Battery NY State

PDF Page 428 of 526
 Job ID: 410-140330-1

Metals (Continued)

Analysis Batch: 413871 (Continued)

Lab Sample ID	Client Sample ID	Prep Type	Matrix	Method	Prep Batch
410-140330-9	TP-5 (7.5-8.5)	Total/NA	Solid	7471B	413066
MB 410-413066/1-A	Method Blank	Total/NA	Solid	7471B	413066
LCS 410-413066/2-A	Lab Control Sample	Total/NA	Solid	7471B	413066
410-140330-5 MS	TP-1 (1-1.5)	Total/NA	Solid	7471B	413066
410-140330-5 MSD	TP-1 (1-1.5)	Total/NA	Solid	7471B	413066
410-140330-5 DU	TP-1 (1-1.5)	Total/NA	Solid	7471B	413066

Analysis Batch: 415109

Lab Sample ID	Client Sample ID	Prep Type	Matrix	Method	Prep Batch
410-140330-1	TP-3 (1-1.5)	Total/NA	Solid	6020B	413036
410-140330-1	TP-3 (1-1.5)	Total/NA	Solid	6020B	413036
410-140330-2	TP-3 (4-4.25)	Total/NA	Solid	6020B	413036
410-140330-2	TP-3 (4-4.25)	Total/NA	Solid	6020B	413036
410-140330-3	TP-2 (1-1.25)	Total/NA	Solid	6020B	413036
410-140330-3	TP-2 (1-1.25)	Total/NA	Solid	6020B	413036
410-140330-4	TP-2 (5.5-6)	Total/NA	Solid	6020B	413036
410-140330-4	TP-2 (5.5-6)	Total/NA	Solid	6020B	413036
410-140330-5	TP-1 (1-1.5)	Total/NA	Solid	6020B	413036
410-140330-5	TP-1 (1-1.5)	Total/NA	Solid	6020B	413036
410-140330-6	TP-4 (0.33-1.33)	Total/NA	Solid	6020B	413036
410-140330-6	TP-4 (0.33-1.33)	Total/NA	Solid	6020B	413036
410-140330-7	TP-4 (5.5-6.5)	Total/NA	Solid	6020B	413036
410-140330-7	TP-4 (5.5-6.5)	Total/NA	Solid	6020B	413036
410-140330-8	TP-5 (1.17-2.17)	Total/NA	Solid	6020B	413036
410-140330-8	TP-5 (1.17-2.17)	Total/NA	Solid	6020B	413036
410-140330-9	TP-5 (7.5-8.5)	Total/NA	Solid	6020B	413036
410-140330-9	TP-5 (7.5-8.5)	Total/NA	Solid	6020B	413036
MB 410-413036/1-A ^2	Method Blank	Total/NA	Solid	6020B	413036
LCS 410-413036/2-A ^2	Lab Control Sample	Total/NA	Solid	6020B	413036
410-140330-5 MS	TP-1 (1-1.5)	Total/NA	Solid	6020B	413036
410-140330-5 MS	TP-1 (1-1.5)	Total/NA	Solid	6020B	413036
410-140330-5 MSD	TP-1 (1-1.5)	Total/NA	Solid	6020B	413036
410-140330-5 MSD	TP-1 (1-1.5)	Total/NA	Solid	6020B	413036
410-140330-5 DU	TP-1 (1-1.5)	Total/NA	Solid	6020B	413036
410-140330-5 DU	TP-1 (1-1.5)	Total/NA	Solid	6020B	413036

General Chemistry

Analysis Batch: 412596

Lab Sample ID	Client Sample ID	Prep Type	Matrix	Method	Prep Batch
410-140330-1	TP-3 (1-1.5)	Total/NA	Solid	Moisture	
410-140330-2	TP-3 (4-4.25)	Total/NA	Solid	Moisture	
410-140330-3	TP-2 (1-1.25)	Total/NA	Solid	Moisture	
410-140330-4	TP-2 (5.5-6)	Total/NA	Solid	Moisture	
410-140330-5	TP-1 (1-1.5)	Total/NA	Solid	Moisture	
410-140330-6	TP-4 (0.33-1.33)	Total/NA	Solid	Moisture	
410-140330-7	TP-4 (5.5-6.5)	Total/NA	Solid	Moisture	
410-140330-8	TP-5 (1.17-2.17)	Total/NA	Solid	Moisture	
410-140330-9	TP-5 (7.5-8.5)	Total/NA	Solid	Moisture	

Lab Chronicle

Client: Integral Consulting Inc **NYSERDA FOIL Response, January 30, 2024 (R000359-122823)**

PDF Page 429 of 526
Job ID: 410-140330-1

Project/Site: Solar Farm/Battery NY State

Client Sample ID: TP-3 (1-1.5)

Lab Sample ID: 410-140330-1

Date Collected: 08/24/23 08:45

Matrix: Solid

Date Received: 08/25/23 10:04

Prep Type	Batch Type	Batch Method	Run	Dilution Factor	Batch Number	Batch Analyst	Lab	Prepared or Analyzed
Total/NA	Analysis	Moisture		1	412596	UVJN	ELLE	08/25/23 12:49

Client Sample ID: TP-3 (1-1.5)

Lab Sample ID: 410-140330-1

Date Collected: 08/24/23 08:45

Matrix: Solid

Date Received: 08/25/23 10:04

Percent Solids: 74.0

Prep Type	Batch Type	Batch Method	Run	Dilution Factor	Batch Number	Batch Analyst	Lab	Prepared or Analyzed
Total/NA	Prep	5035			412993	D8NM	ELLE	08/27/23 12:47
Total/NA	Analysis	8260D		1	413639	ULCP	ELLE	08/29/23 18:41
Total/NA	Prep	3546			414145	LJG2	ELLE	08/30/23 07:58
Total/NA	Analysis	8270E		1	414550	SJ89	ELLE	08/31/23 00:39
Total/NA	Prep	3050B			413036	UAMX	ELLE	08/27/23 20:21
Total/NA	Analysis	6010D		1	413362	MT26	ELLE	08/28/23 09:31
Total/NA	Prep	3050B			413036	UAMX	ELLE	08/27/23 20:21
Total/NA	Analysis	6020B		2	415109	F7JF	ELLE	08/31/23 17:57
Total/NA	Prep	3050B			413036	UAMX	ELLE	08/27/23 20:21
Total/NA	Analysis	6020B		10	415109	F7JF	ELLE	08/31/23 17:59
Total/NA	Prep	7471B			413066	HUH3	ELLE	08/28/23 05:53
Total/NA	Analysis	7471B		1	413871	UEFS	ELLE	08/29/23 13:39

Client Sample ID: TP-3 (4-4.25)

Lab Sample ID: 410-140330-2

Date Collected: 08/24/23 08:55

Matrix: Solid

Date Received: 08/25/23 10:04

Prep Type	Batch Type	Batch Method	Run	Dilution Factor	Batch Number	Batch Analyst	Lab	Prepared or Analyzed
Total/NA	Analysis	Moisture		1	412596	UVJN	ELLE	08/25/23 12:49

Client Sample ID: TP-3 (4-4.25)

Lab Sample ID: 410-140330-2

Date Collected: 08/24/23 08:55

Matrix: Solid

Date Received: 08/25/23 10:04

Percent Solids: 91.6

Prep Type	Batch Type	Batch Method	Run	Dilution Factor	Batch Number	Batch Analyst	Lab	Prepared or Analyzed
Total/NA	Prep	5035			412993	D8NM	ELLE	08/27/23 12:47
Total/NA	Analysis	8260D		1	413639	ULCP	ELLE	08/29/23 19:04
Total/NA	Prep	3546			414145	LJG2	ELLE	08/30/23 07:58
Total/NA	Analysis	8270E		1	414550	SJ89	ELLE	08/31/23 01:01
Total/NA	Prep	3050B			413036	UAMX	ELLE	08/27/23 20:21
Total/NA	Analysis	6010D		1	413362	MT26	ELLE	08/28/23 09:51
Total/NA	Prep	3050B			413036	UAMX	ELLE	08/27/23 20:21
Total/NA	Analysis	6020B		2	415109	F7JF	ELLE	08/31/23 18:09
Total/NA	Prep	3050B			413036	UAMX	ELLE	08/27/23 20:21
Total/NA	Analysis	6020B		50	415109	F7JF	ELLE	08/31/23 18:51
Total/NA	Prep	7471B			413066	HUH3	ELLE	08/28/23 05:53
Total/NA	Analysis	7471B		1	413871	UEFS	ELLE	08/29/23 13:37

Lab Chronicle

Client: Integral Consulting Inc **NYSERDA FOIL Response, January 30, 2024 (R000359-122823)**

PDF Page 430 of 526
Job ID: 410-140330-1

Project/Site: Solar Farm/Battery NY State

Client Sample ID: TP-2 (1-1.25)

Lab Sample ID: 410-140330-3

Date Collected: 08/24/23 09:35

Matrix: Solid

Date Received: 08/25/23 10:04

Prep Type	Batch Type	Batch Method	Run	Dilution Factor	Batch Number	Analyst	Lab	Prepared or Analyzed
Total/NA	Analysis	Moisture		1	412596	UVJN	ELLE	08/25/23 12:49

Client Sample ID: TP-2 (1-1.25)

Lab Sample ID: 410-140330-3

Date Collected: 08/24/23 09:35

Matrix: Solid

Date Received: 08/25/23 10:04

Percent Solids: 77.6

Prep Type	Batch Type	Batch Method	Run	Dilution Factor	Batch Number	Analyst	Lab	Prepared or Analyzed
Total/NA	Prep	5035			412993	D8NM	ELLE	08/27/23 12:47
Total/NA	Analysis	8260D		1	413639	ULCP	ELLE	08/29/23 19:28
Total/NA	Prep	3546			414145	LJG2	ELLE	08/30/23 07:58
Total/NA	Analysis	8270E		1	414550	SJ89	ELLE	08/31/23 01:22
Total/NA	Prep	3050B			413036	UAMX	ELLE	08/27/23 20:21
Total/NA	Analysis	6010D		5	413536	T8CQ	ELLE	08/28/23 18:29
Total/NA	Prep	3050B			413036	UAMX	ELLE	08/27/23 20:21
Total/NA	Analysis	6020B		2	415109	F7JF	ELLE	08/31/23 18:05
Total/NA	Prep	3050B			413036	UAMX	ELLE	08/27/23 20:21
Total/NA	Analysis	6020B		10	415109	F7JF	ELLE	08/31/23 18:07
Total/NA	Prep	7471B			413066	HUH3	ELLE	08/28/23 05:53
Total/NA	Analysis	7471B		1	413871	UEFS	ELLE	08/29/23 13:29

Client Sample ID: TP-2 (5.5-6)

Lab Sample ID: 410-140330-4

Date Collected: 08/24/23 09:50

Matrix: Solid

Date Received: 08/25/23 10:04

Prep Type	Batch Type	Batch Method	Run	Dilution Factor	Batch Number	Analyst	Lab	Prepared or Analyzed
Total/NA	Analysis	Moisture		1	412596	UVJN	ELLE	08/25/23 12:49

Client Sample ID: TP-2 (5.5-6)

Lab Sample ID: 410-140330-4

Date Collected: 08/24/23 09:50

Matrix: Solid

Date Received: 08/25/23 10:04

Percent Solids: 79.0

Prep Type	Batch Type	Batch Method	Run	Dilution Factor	Batch Number	Analyst	Lab	Prepared or Analyzed
Total/NA	Prep	5035			412993	D8NM	ELLE	08/27/23 12:47
Total/NA	Analysis	8260D		1	413639	ULCP	ELLE	08/29/23 19:51
Total/NA	Prep	3546			414145	LJG2	ELLE	08/30/23 07:58
Total/NA	Analysis	8270E		1	414550	SJ89	ELLE	08/31/23 01:44
Total/NA	Prep	3050B			413036	UAMX	ELLE	08/27/23 20:21
Total/NA	Analysis	6010D		5	413536	T8CQ	ELLE	08/28/23 18:26
Total/NA	Prep	3050B			413036	UAMX	ELLE	08/27/23 20:21
Total/NA	Analysis	6020B		2	415109	F7JF	ELLE	08/31/23 17:43
Total/NA	Prep	3050B			413036	UAMX	ELLE	08/27/23 20:21
Total/NA	Analysis	6020B		10	415109	F7JF	ELLE	08/31/23 17:45
Total/NA	Prep	7471B			413066	HUH3	ELLE	08/28/23 05:53
Total/NA	Analysis	7471B		1	413871	UEFS	ELLE	08/29/23 13:35

Lab Chronicle

Client: Integral Consulting Inc **NYSERDA FOIL Response, January 30, 2024 (R000359-122823)**

PDF Page 431 of 526
Job ID: 410-140330-1

Project/Site: Solar Farm/Battery NY State

Client Sample ID: TP-1 (1-1.5)

Lab Sample ID: 410-140330-5

Date Collected: 08/24/23 10:40

Matrix: Solid

Date Received: 08/25/23 10:04

Prep Type	Batch Type	Batch Method	Run	Dilution Factor	Batch Number	Batch Analyst	Lab	Prepared or Analyzed
Total/NA	Analysis	Moisture		1	412596	UVJN	ELLE	08/25/23 12:49

Client Sample ID: TP-1 (1-1.5)

Lab Sample ID: 410-140330-5

Date Collected: 08/24/23 10:40

Matrix: Solid

Date Received: 08/25/23 10:04

Percent Solids: 79.2

Prep Type	Batch Type	Batch Method	Run	Dilution Factor	Batch Number	Batch Analyst	Lab	Prepared or Analyzed
Total/NA	Prep	5035			412993	D8NM	ELLE	08/27/23 12:47
Total/NA	Analysis	8260D		1	413977	ULCP	ELLE	08/29/23 22:26
Total/NA	Prep	3546			414145	LJG2	ELLE	08/30/23 07:58
Total/NA	Analysis	8270E		1	415076	SJ89	ELLE	09/01/23 05:44
Total/NA	Prep	3546			414145	LJG2	ELLE	08/30/23 07:58
Total/NA	Analysis	8270E		1	414550	SJ89	ELLE	08/31/23 02:05
Total/NA	Prep	3050B			413036	UAMX	ELLE	08/27/23 20:21
Total/NA	Analysis	6010D		5	413536	T8CQ	ELLE	08/28/23 17:52
Total/NA	Prep	3050B			413036	UAMX	ELLE	08/27/23 20:21
Total/NA	Analysis	6020B		2	415109	F7JF	ELLE	08/31/23 16:56
Total/NA	Prep	3050B			413036	UAMX	ELLE	08/27/23 20:21
Total/NA	Analysis	6020B		10	415109	F7JF	ELLE	08/31/23 16:58
Total/NA	Prep	7471B			413066	HUH3	ELLE	08/28/23 05:53
Total/NA	Analysis	7471B		1	413871	UEFS	ELLE	08/29/23 12:55

Client Sample ID: TP-4 (0.33-1.33)

Lab Sample ID: 410-140330-6

Date Collected: 08/24/23 11:20

Matrix: Solid

Date Received: 08/25/23 10:04

Prep Type	Batch Type	Batch Method	Run	Dilution Factor	Batch Number	Batch Analyst	Lab	Prepared or Analyzed
Total/NA	Analysis	Moisture		1	412596	UVJN	ELLE	08/25/23 12:49

Client Sample ID: TP-4 (0.33-1.33)

Lab Sample ID: 410-140330-6

Date Collected: 08/24/23 11:20

Matrix: Solid

Date Received: 08/25/23 10:04

Percent Solids: 74.1

Prep Type	Batch Type	Batch Method	Run	Dilution Factor	Batch Number	Batch Analyst	Lab	Prepared or Analyzed
Total/NA	Prep	5035			412993	D8NM	ELLE	08/27/23 12:47
Total/NA	Analysis	8260D		1	413977	ULCP	ELLE	08/29/23 23:34
Total/NA	Prep	3546			414145	LJG2	ELLE	08/30/23 07:58
Total/NA	Analysis	8270E		1	414550	SJ89	ELLE	08/31/23 03:09
Total/NA	Prep	3050B			413036	UAMX	ELLE	08/27/23 20:21
Total/NA	Analysis	6010D		5	413536	T8CQ	ELLE	08/28/23 18:23
Total/NA	Prep	3050B			413036	UAMX	ELLE	08/27/23 20:21
Total/NA	Analysis	6020B		2	415109	F7JF	ELLE	08/31/23 17:39
Total/NA	Prep	3050B			413036	UAMX	ELLE	08/27/23 20:21
Total/NA	Analysis	6020B		10	415109	F7JF	ELLE	08/31/23 17:41

Lab Chronicle

Client: Integral Consulting Inc **NYSERDA FOIL Response, January 30, 2024 (R000359-122823)**

PDF Page 432 of 526
Job ID: 410-140330-1

Project/Site: Solar Farm/Battery NY State

Client Sample ID: TP-4 (0.33-1.33)

Lab Sample ID: 410-140330-6

Date Collected: 08/24/23 11:20

Matrix: Solid

Date Received: 08/25/23 10:04

Percent Solids: 74.1

Prep Type	Batch Type	Batch Method	Run	Dilution Factor	Batch Number	Batch Analyst	Lab	Prepared or Analyzed
Total/NA	Prep	7471B			413066	HUH3	ELLE	08/28/23 05:53
Total/NA	Analysis	7471B		1	413871	UEFS	ELLE	08/29/23 13:27

Client Sample ID: TP-4 (5.5-6.5)

Lab Sample ID: 410-140330-7

Date Collected: 08/24/23 11:35

Matrix: Solid

Date Received: 08/25/23 10:04

Prep Type	Batch Type	Batch Method	Run	Dilution Factor	Batch Number	Batch Analyst	Lab	Prepared or Analyzed
Total/NA	Analysis	Moisture		1	412596	UVJN	ELLE	08/25/23 12:49

Client Sample ID: TP-4 (5.5-6.5)

Lab Sample ID: 410-140330-7

Date Collected: 08/24/23 11:35

Matrix: Solid

Date Received: 08/25/23 10:04

Percent Solids: 77.3

Prep Type	Batch Type	Batch Method	Run	Dilution Factor	Batch Number	Batch Analyst	Lab	Prepared or Analyzed
Total/NA	Prep	5035			412993	D8NM	ELLE	08/27/23 12:47
Total/NA	Analysis	8260D		1	413977	ULCP	ELLE	08/29/23 23:56
Total/NA	Prep	3546			414145	LJG2	ELLE	08/30/23 07:58
Total/NA	Analysis	8270E		1	414550	SJ89	ELLE	08/31/23 03:30
Total/NA	Prep	3050B			413036	UAMX	ELLE	08/27/23 20:21
Total/NA	Analysis	6010D		1	413362	MT26	ELLE	08/28/23 09:28
Total/NA	Prep	3050B			413036	UAMX	ELLE	08/27/23 20:21
Total/NA	Analysis	6020B		2	415109	F7JF	ELLE	08/31/23 17:47
Total/NA	Prep	3050B			413036	UAMX	ELLE	08/27/23 20:21
Total/NA	Analysis	6020B		10	415109	F7JF	ELLE	08/31/23 17:49
Total/NA	Prep	7471B			413066	HUH3	ELLE	08/28/23 05:53
Total/NA	Analysis	7471B		1	413871	UEFS	ELLE	08/29/23 13:33

Client Sample ID: TP-5 (1.17-2.17)

Lab Sample ID: 410-140330-8

Date Collected: 08/24/23 12:15

Matrix: Solid

Date Received: 08/25/23 10:04

Prep Type	Batch Type	Batch Method	Run	Dilution Factor	Batch Number	Batch Analyst	Lab	Prepared or Analyzed
Total/NA	Analysis	Moisture		1	412596	UVJN	ELLE	08/25/23 12:49

Client Sample ID: TP-5 (1.17-2.17)

Lab Sample ID: 410-140330-8

Date Collected: 08/24/23 12:15

Matrix: Solid

Date Received: 08/25/23 10:04

Percent Solids: 77.3

Prep Type	Batch Type	Batch Method	Run	Dilution Factor	Batch Number	Batch Analyst	Lab	Prepared or Analyzed
Total/NA	Prep	5035			412993	D8NM	ELLE	08/27/23 12:47
Total/NA	Analysis	8260D		1	413977	ULCP	ELLE	08/30/23 00:19
Total/NA	Prep	3546			414145	LJG2	ELLE	08/30/23 07:58
Total/NA	Analysis	8270E		1	414550	SJ89	ELLE	08/31/23 03:52
Total/NA	Prep	3050B			413036	UAMX	ELLE	08/27/23 20:21
Total/NA	Analysis	6010D		1	413362	MT26	ELLE	08/28/23 09:44

Lab Chronicle

Client: Integral Consulting Inc NYSERDA FOIL Response, January 30, 2024 (R000359-122823)

PDF Page 433 of 526 Job ID: 410-140330-1

Project/Site: Solar Farm/Battery NY State

Client Sample ID: TP-5 (1.17-2.17)

Lab Sample ID: 410-140330-8

Date Collected: 08/24/23 12:15

Matrix: Solid

Date Received: 08/25/23 10:04

Percent Solids: 77.3

Prep Type	Batch Type	Batch Method	Run	Dilution Factor	Batch Number	Batch Analyst	Lab	Prepared or Analyzed
Total/NA	Prep	3050B			413036	UAMX	ELLE	08/27/23 20:21
Total/NA	Analysis	6020B		2	415109	F7JF	ELLE	08/31/23 18:01
Total/NA	Prep	3050B			413036	UAMX	ELLE	08/27/23 20:21
Total/NA	Analysis	6020B		10	415109	F7JF	ELLE	08/31/23 18:03
Total/NA	Prep	7471B			413066	HUH3	ELLE	08/28/23 05:53
Total/NA	Analysis	7471B		1	413871	UEFS	ELLE	08/29/23 13:31

Client Sample ID: TP-5 (7.5-8.5)

Lab Sample ID: 410-140330-9

Date Collected: 08/24/23 12:35

Matrix: Solid

Date Received: 08/25/23 10:04

Prep Type	Batch Type	Batch Method	Run	Dilution Factor	Batch Number	Batch Analyst	Lab	Prepared or Analyzed
Total/NA	Analysis	Moisture		1	412596	UVJN	ELLE	08/25/23 12:49

Client Sample ID: TP-5 (7.5-8.5)

Lab Sample ID: 410-140330-9

Date Collected: 08/24/23 12:35

Matrix: Solid

Date Received: 08/25/23 10:04

Percent Solids: 82.0

Prep Type	Batch Type	Batch Method	Run	Dilution Factor	Batch Number	Batch Analyst	Lab	Prepared or Analyzed
Total/NA	Prep	5035			412993	D8NM	ELLE	08/27/23 12:47
Total/NA	Analysis	8260D		1	414605	ULCP	ELLE	08/31/23 17:38
Total/NA	Prep	3546			414145	LJG2	ELLE	08/30/23 07:58
Total/NA	Analysis	8270E		1	414550	SJ89	ELLE	08/31/23 04:13
Total/NA	Prep	3050B			413036	UAMX	ELLE	08/27/23 20:21
Total/NA	Analysis	6010D		5	413536	T8CQ	ELLE	08/28/23 18:20
Total/NA	Prep	3050B			413036	UAMX	ELLE	08/27/23 20:21
Total/NA	Analysis	6020B		2	415109	F7JF	ELLE	08/31/23 17:35
Total/NA	Prep	3050B			413036	UAMX	ELLE	08/27/23 20:21
Total/NA	Analysis	6020B		50	415109	F7JF	ELLE	08/31/23 18:49
Total/NA	Prep	7471B			413066	HUH3	ELLE	08/28/23 05:53
Total/NA	Analysis	7471B		1	413871	UEFS	ELLE	08/29/23 13:25

Client Sample ID: TB-20230824

Lab Sample ID: 410-140330-10

Date Collected: 08/24/23 00:00

Matrix: Water

Date Received: 08/25/23 10:04

Prep Type	Batch Type	Batch Method	Run	Dilution Factor	Batch Number	Batch Analyst	Lab	Prepared or Analyzed
Total/NA	Analysis	8260D		1	414509	K4WN	ELLE	08/30/23 22:27

Laboratory References:

ELLE = Eurofins Lancaster Laboratories Environment Testing, LLC, 2425 New Holland Pike, Lancaster, PA 17601, TEL (717)656-2300

Accreditation/Certification Summary

Client: Integral Consulting Inc
NYSERDA FOIL Response, January 30, 2024 (R000359-122823)

PDF Page 434 of 526
Job ID: 410-140330-1

Project/Site: Solar Farm/Battery NY State

Laboratory: Eurofins Lancaster Laboratories Environment Testing, LLC

Unless otherwise noted, all analytes for this laboratory were covered under each accreditation/certification below.

Authority	Program	Identification Number	Expiration Date
New York	NELAP	10670	04-01-24

The following analytes are included in this report, but the laboratory is not certified by the governing authority. This list may include analytes for which the agency does not offer certification.

Analysis Method	Prep Method	Matrix	Analyte
Moisture		Solid	Percent Moisture



Method Summary

Client: Integral Consulting Inc
NYSERDA FOIL Response, January 30, 2024 (R000359-122823)

PDF Page 435 of 526
Job ID: 410-140330-1

Project/Site: Solar Farm/Battery NY State

Method	Method Description	Protocol	Laboratory
8260D	Volatile Organic Compounds by GC/MS	SW846	ELLE
8270E	Semivolatile Organic Compounds (GC/MS)	SW846	ELLE
6010D	Metals (ICP)	SW846	ELLE
6020B	Metals (ICP/MS)	SW846	ELLE
7471B	Mercury (CVAA)	SW846	ELLE
Moisture	Percent Moisture	EPA	ELLE
3050B	Preparation, Metals	SW846	ELLE
3546	Microwave Extraction	SW846	ELLE
5030C	Purge and Trap	SW846	ELLE
5035	Closed System Purge and Trap	SW846	ELLE
7471B	Preparation, Mercury	SW846	ELLE

Protocol References:

EPA = US Environmental Protection Agency

SW846 = "Test Methods For Evaluating Solid Waste, Physical/Chemical Methods", Third Edition, November 1986 And Its Updates.

Laboratory References:

ELLE = Eurofins Lancaster Laboratories Environment Testing, LLC, 2425 New Holland Pike, Lancaster, PA 17601, TEL (717)656-2300

Sample Summary

Client: Integral Consulting Inc
Project/Site: Solar Farm/Battery NY State

PDF Page 436 of 526
Job ID: 410-140330-1

Lab Sample ID	Client Sample ID	Matrix	Collected	Received
410-140330-1	TP-3 (1-1.5)	Solid	08/24/23 08:45	08/25/23 10:04
410-140330-2	TP-3 (4-4.25)	Solid	08/24/23 08:55	08/25/23 10:04
410-140330-3	TP-2 (1-1.25)	Solid	08/24/23 09:35	08/25/23 10:04
410-140330-4	TP-2 (5.5-6)	Solid	08/24/23 09:50	08/25/23 10:04
410-140330-5	TP-1 (1-1.5)	Solid	08/24/23 10:40	08/25/23 10:04
410-140330-6	TP-4 (0.33-1.33)	Solid	08/24/23 11:20	08/25/23 10:04
410-140330-7	TP-4 (5.5-6.5)	Solid	08/24/23 11:35	08/25/23 10:04
410-140330-8	TP-5 (1.17-2.17)	Solid	08/24/23 12:15	08/25/23 10:04
410-140330-9	TP-5 (7.5-8.5)	Solid	08/24/23 12:35	08/25/23 10:04
410-140330-10	TB-20230824	Water	08/24/23 00:00	08/25/23 10:04

- 1
- 2
- 3
- 4
- 5
- 6
- 7
- 8
- 9
- 10
- 11
- 12
- 13
- 14
- 15

Client: Integral Consulting Inc

Job Number: 410-140330-1

Login Number: 140330

List Source: Eurofins Lancaster Laboratories Environment Testing, LLC

List Number: 1

Creator: Ballard, Megan

Question	Answer	Comment
The cooler's custody seal is intact.	True	
The cooler or samples do not appear to have been compromised or tampered with.	True	
Samples were received on ice.	True	
Cooler Temperature acceptable,where thermal pres is required(</=6C, not frozen).	True	
Cooler Temperature is recorded.	True	
WV:Container Temp acceptable,where thermal pres is required (</=6C, not frozen).	N/A	
WV: Container Temperature is recorded.	N/A	
COC is present.	True	
COC is filled out in ink and legible.	True	
COC is filled out with all pertinent information.	True	
There are no discrepancies between the containers received and the COC.	True	
Sample containers have legible labels.	True	
Containers are not broken or leaking.	True	
Sample collection date/times are provided.	True	
Appropriate sample containers are used.	True	
Sample bottles are completely filled.	True	
There is sufficient vol. for all requested analyses.	True	
Is the Field Sampler's name present on COC?	True	
Sample custody seals are intact.	True	
VOA sample vials do not have headspace >6mm in diameter (none, if from WV)?	False	Headspace greater than 6mm in diameter in some but not all containers



DATA VALIDATION REPORT SOIL AND TEST PIT SAMPLING

**Chaumont Solar Farm, Lot 4
27940-28160 Country Road 179
Chaumont, New York**

Prepared for
Convergent Energy and Power
7 Times Square
Suite 3504
New York, NY 10036

Prepared by



integral
consulting inc.

31 West 34th Street
Suite 7196
New York, NY 10001

September 27, 2023

1 INTRODUCTION

This report presents the findings of the data validation of soil samples and associated quality control samples analyzed for volatile organic compounds (VOCs) by U.S. Environmental Protection Agency (EPA) Method 8260D, semivolatile organic compounds (SVOCs) by EPA Method 8270E, metals by EPA Methods 6010D and 6020B, and mercury by EPA Method 7471B. The samples were analyzed by Eurofins Lancaster Laboratories Environment Testing, LLC, of Lancaster, Pennsylvania, and were reported in Sample Delivery Groups (SDGs) J139126-1, J140000-1, and J140330-1.

The samples received a Level II (Stage 2A) validation, which included a review of all laboratory summary forms of quality control results. The data validation was based upon criteria described in the EPA functional guidelines for inorganic and organic Superfund methods data review (USEPA 2020a,b), and the referenced analytical methods.

The quality assurance and quality control (QA/QC) parameters reviewed are discussed in Section 2. All electronic data deliverables were compared to the hard copy data packages, and 100 percent of the results were verified. Qualifiers resulting from the validation process were entered into the project database. A reason code indicating the reason for qualification was also entered into the database.

2 FINDINGS

Details on the QA/QC parameters are discussed below.

2.1 SAMPLE RECEIPT AND HOLDING TIMES

Samples were received with complete chain-of-custody forms and in good condition, with one exception. Sample SS-5 (0.75-1) was not listed on the chain-of-custody form associated with SDG J140000-1.

2.2 BLANKS

Laboratory blanks were analyzed as required by the referenced analytical method. Laboratory blanks were non-detect for target analytes, with the exceptions noted below.

SDG J140000-1: Lithium was detected in the method blank (MB 410-411817/1-A). All associated sample results were non-detect for lithium; no qualifiers were applied.

Equipment blanks were collected on each sampling day and submitted for analysis with their associated soil samples. Equipment blanks were non-detect for target analytes, with the exceptions noted below.

SDG J139126-1: Mercury was detected in equipment blank EB1-20230814. All associated results were greater than 5 times the blank concentration; no qualifiers were applied.

Manganese and sodium were detected in equipment blank EB2-20230814. All associated results were either greater than the reporting limit or greater than 10 times the blank concentration; no qualifiers were applied.

Chloroform was detected in equipment blanks EB1-20230814 and EB2-20230814. All associated results were non-detect for chloroform; no qualifiers were applied.

SDG J140000-1: Aluminum, antimony, barium, calcium, copper, iron, magnesium, and sodium were detected in equipment blanks EB1-20230822 and/or EB2-20230822. All associated results were either greater than 10 times the blank concentration or non-detect; no qualifiers were applied.

Naphthalene was detected in equipment blank EB2-20230822. All associated results were greater than 5 times the blank concentration; no qualifiers were applied.

2.3 SURROGATE COMPOUNDS

Surrogates were added to all samples for analysis of SVOCs and VOCs. The surrogate compound recoveries for all samples were within the laboratory control limits.

2.4 LABORATORY CONTROL SAMPLES

Laboratory control samples (LCSs) and laboratory control sample duplicates (LCSDs) were analyzed at the appropriate frequency of one per analytical batch for all applicable parameters. The percent recoveries and relative percent differences (RPDs) of all LCS/LCSDs were within the laboratory control limits with the following exceptions.

SDG J140000-1: The pentachlorophenol and hexachlorocyclopentadiene recovery values were greater than the laboratory control limits for LCS 410-413148/2-A. The associated samples were non-detect for these compounds; no qualifiers were applied.

The hexachlorocyclopentadiene recovery value was greater than the laboratory control limit for LCS 410-415990/2-A. The associated sample was non-detect for this compound; no qualifiers were applied.

SDG J140330-1: The 2,4-dinitrophenol and 4,6-dinitro-2-methylphenol recovery values were less than the laboratory control limit for LCS 410-414145/2-A. Results for TP-3 (1-1.5), TP-3 (4-4.25), TP-2 (1-1.25), TP-2 (5-5.6), TP-1 (1-1.5), TP-4 (0.33-1.33), TP-4 (5.5-6.5), TP-5 (1.17-2.17), and TP-5 (7.5-8.5) were qualified as estimated (UJ-LCS).

2.5 MATRIX SPIKES AND MATRIX SPIKE DUPLICATES

Matrix spikes (MS) and matrix spike duplicates (MSD) were analyzed at the appropriate frequency of one per analytical batch for all applicable parameters. The percent recoveries and relative percent differences (RPDs) of all MS/MSDs were within the laboratory control limits with the exceptions summarized in Table 1.

2.6 LABORATORY DUPLICATES

Laboratory duplicates were analyzed at the appropriate frequency of one per analytical batch for all applicable parameters. The RPDs of all laboratory duplicates were within the laboratory control limits with the following exceptions.

SDG J139126-1: The laboratory duplicate RPD for calcium was greater than the laboratory control limit. Results in associated samples SS-11 (0-0.25), SS-11 (0.75-1), SS-10 (0-0.25), and SS-10 (0.75-1) were qualified as estimated (J/UJ-REP).

SDG J140000-1: The laboratory duplicate RPDs for cadmium and calcium were greater than the laboratory control limit. Results in associated sample SS-5 (0-0.25) were qualified as estimated (J/UJ-REP).

SDG J140330-1: The laboratory duplicate RPDs for cadmium, cobalt, nickel, and manganese were greater than the laboratory control limit. Results in associated sample TP-1 (1-1.5) were qualified as estimated (J/UJ-REP).

2.7 METHOD REPORTING LIMITS AND METHODOLOGY

The reporting limits are consistent with the methodologies used and the intended uses of the data.

The laboratory noted select samples were diluted due to the nature of the sample matrix; the reporting limits were elevated accordingly.

3 OVERALL ASSESSMENT

3.1 DATA QUALIFICATION

A total of 4,021 results were reported. A total of 299 results (7 percent) were qualified as estimated or not detected. Eight results were rejected, and completeness was 99 percent, which meets the completeness goal of 90 percent. A summary of qualified results is presented in Table 2.

3.2 DATA USABILITY

The data meet the criteria set forth in the referenced quality assurance documents, with the exceptions noted above. All results are acceptable for their intended use.

4 REFERENCES

USEPA. 2020a. National Functional Guidelines for inorganic superfund methods data review. EPA 542-R-20-006. U.S. Environmental Protection Agency, Office of Superfund Remediation and Technology Innovation, Washington, DC. November.

USEPA. 2020b. National Functional Guidelines for organic Superfund methods data review. EPA 542-R-20-005. U.S. Environmental Protection Agency, Office of Superfund Remediation and Technology Innovation, Washington, DC. November.

Table 1. Summary of MS/MSD Exceedances by Sample Delivery Group

MS/MSD	Compound	Percent Recovery		QC Limits	RPD	QC Limits	Associated Samples	Comments / Qualifiers
		MS	MSD					
SDG J139126-1								
SS-4 (0-0.25) MS/MSD	METALS							
	Antimony	53	58	75-125	2	20	Based on professional judgement and moisture content SS-4 (0-0.25) SS-4 (0.75-1)	J- qualify detects and UJ qualify NDs (MS)
	Zinc	124	185		14			
	Chromium	109	153		15			
	Lead	102	154		11			
	Vanadium	116	167		15			
	Copper	99	128		10			
	Nickel	100	131		11			
	Calcium	320	741		18			
	Magnesium	337	708		19			
	Manganese	195	504		18			
	Aluminum	1717	1387		6			
	Barium	151	370		22			
	Iron	626	2390		22			
	Potassium	521	1036		26			
	SVOCs							
	2,4-Dinitrophenol	0	10	36-130	NC	30	SS-4 (0-0.25)	J- qualify detects and R qualify NDs (MS)
	4-Chloroaniline	0	0	17-120	NC			
	Hexachlorocyclopentadiene	0	0	32-123	NC			
	2,4-Dinitrotoluene	55	75	65-120	30			
	2,6-Dinitrotoluene	63	80	67-120	24			
	2-Nitrophenol	35	61	60-120	52			
	3-Nitroaniline	6	11	34-120	56			
	4,6-Dinitro-2-methylphenol	8	28	55-131	114			
	4-Nitroaniline	7	21	60-120	102			
	Hexachloroethane	4	12	54-120	96			
	3,3'-Dichlorobenzidine	2	8	23-120	116			
	Atrazine	65	91	59-140	34			
	N-Nitrosodiphenylamine	62	76	70-120	19			

Table 1. Summary of MS/MSD Exceedances by Sample Delivery Group

MS/MSD	Compound	Percent Recovery		QC Limits	RPD	QC Limits	Associated Samples	Comments / Qualifiers
		MS	MSD					
	VOCs							
	1,2,4-Trichlorobenzene	0	0	56-130	NC	30	410-139126-1	J- qualify detects and R qualify NDs (MS)
	1,1,1-Trichloroethane	62	73	69-123	8			MS %R is w/in 10% of QC Limit; no qualifiers applied.
	Carbon tetrachloride	57	68	64-134	11			
	1,1,2-Trichloroethane	51	61	80-120	11			
	1,2-Dichloroethane	56	65	71-128	8			
	1,2-Dichloropropane	57	69	80-120	13			
	Benzene	58	69	80-120	11			
	Bromodichloromethane	48	60	70-120	15			
	Bromoform	36	46	51-127	17			
	Chloroform	59	69	80-120	9			
	cis-1,2-Dichloroethene	60	69	80-123	9			
	Dibromochloromethane	41	52	69-125	16			
	Methylene chloride	60	66	76-122	3			
	Tetrachloroethene	32	46	73-120	29			
	Toluene	39	52	80-120	23			
	trans-1,2-Dichloroethene	61	71	80-125	8			
	Trichloroethene	45	59	80-120	21			
	1,2-Dichlorobenzene	15	23	76-120	34			
	1,4-Dichlorobenzene	14	21	80-120	34			
	Chlorobenzene	26	38	80-120	32			
	Ethylbenzene	25	38	78-120	34			
	m&p-Xylene	22	34	80-120	36			
	o-Xylene	23	34	75-120	33			
	Styrene	17	28	76-120	40			
	METALS							
SS-11 (0-0.25) MS/MSD	Antimony	49	56		47	20	Based on professional judgement and moisture content	J- qualify detects and UJ qualify NDs (MS)
	Sodium	63	70		21			J/UJ qualify results (REP)
	Lead	85	59		0			J- qualify detects and UJ qualify NDs (MS)
	Magnesium	-20	-97		5			
	Manganese	-96	-225		12			
	Potassium	412	298		0			%R not applicable; sample concentration >4x spike concentration
	Aluminum	1972	945		7			
	Iron	679	-162		11			
	Calcium	-458	-45	75-125	23			%R not applicable; sample concentration >4x spike concentration J/UJ qualify results (REP)
	Arsenic	93	89		27			
	Beryllium	100	96		23			
	Cadmium	97	94		30			
	Lithium	96	96		21			
	Selenium	93	90		30			
	Silver	97	96		32			
	Thallium	87	87		33			J/UJ qualify results (REP)

Table 1. Summary of MS/MSD Exceedances by Sample Delivery Group

MS/MSD	Compound	Percent Recovery		QC Limits	RPD	QC Limits	Associated Samples	Comments / Qualifiers
		MS	MSD					
	SVOCs							
	3,3'-Dichlorobenzidine	39	7	23-120	137	30	SS-11 (0-0.25)	J- qualify detects and UJ qualify NDs (MS) J qualify detects (REP)
	3-Nitroaniline	47	12	34-120	116			
	4-Chloroaniline	41	11	17-120	116			
	4-Nitroaniline	49	20	60-120	82			
	Hexachloroethane	49	36	54-120	31			
	Hexachlorocyclopentadiene	0	0	32-123	NC			
	VOCs							
	1,2,4-Trichlorobenzene	0	0	56-130	NC	30	SS-11 (0-0.25)	J- qualify detects and R qualify NDs (MS)
	1,1-Dichloroethene	86	70	73-129	14			MSD %R is w/in 10% of QC Limit; no qualifiers applied.
	Carbon tetrachloride	65	51	64-134	16			J- qualify detects and UJ qualify NDs (MS)
	1,1,1-Trichloroethane	72	56	69-123	17			
	1,1,2-Trichloroethane	57	43	80-120	21			
	1,2-Dichloroethane	64	51	71-128	14			
	1,2-Dichloropropane	64	50	80-120	17			
	Benzene	62	48	80-120	17			
	Bromodichloromethane	53	42	70-120	15			
	Bromoform	44	31	51-127	27			
	Chloroform	65	52	80-120	15			
	cis-1,2-Dichloroethene	66	53	80-123	15			
	Dibromochloromethane	45	34	69-125	21			
	Ethylbenzene	23	16	78-120	30			
	Methylene chloride	68	55	76-122	13			
	Tetrachloroethene	31	21	73-120	30			
	Toluene	38	28	80-120	23			
	trans-1,2-Dichloroethene	66	52	80-125	17			
	Trichloroethene	47	37	80-120	18			
	1,2-Dichlorobenzene	20	10	76-120	62			
	1,4-Dichlorobenzene	17	9	80-120	60			
	Chlorobenzene	25	17	80-120	32			
	m&p-Xylene	21	14	80-120	33			
	o-Xylene	22	15	75-120	33			
	Styrene	17	11	76-120	41			

Table 1. Summary of MS/MSD Exceedances by Sample Delivery Group

MS/MSD	Compound	Percent Recovery		QC Limits	RPD	QC Limits	Associated Samples	Comments / Qualifiers
		MS	MSD					
SDG J140000-1								
SS-5 (0-0.25) MS/MSD	METALS							
	Antimony	63	64	75-125	0	20	SS-3 (0-0.25) SS-3 (0.75-1) SS-2 (0-0.25) SS-2 (0.75-1) SS-1 (0-0.25) SS-1 (0.75-1) SS-7 (0-0.25) SS-7 (0.75-1) SS-8 (0-0.25) SS-8 (0.75-1) SS-9 (0-0.25) SS-9 (0.75-1) SS-5 (0-0.25) SS-5 (0.75-1)	J- qualify detects and UJ qualify NDs (MS)
	Manganese	68	-24		9			J+ qualify detects (MS)
	Barium	167	100		15			%R not applicable; sample concentration >4x spike concentration J qualify results (REP)
	Calcium	-797	59		36			%R not applicable; sample concentration >4x spike concentration
	Magnesium	-94	257		18			
	Potassium	358	531		12			
	Aluminum	1570	1546		0			
	Iron	921	919		0			
	Vanadium	104	135		14			MSD %R w/in 10% of QC limit; no qualifiers applied
	SVOCs							
	Hexachlorocyclopentadiene	19	22	32-123	16	30	SS-5 (0-0.25)	J- qualify detects & UJ qualify NDs (MS)
	3,3'-Dichlorobenzidine	47	29	23-120	50			ND; no qualifiers applied.
	3-Nitroaniline	91	55	34-120	49			MSD %R is w/in 10% of the QC limit; no qualifiers applied.
	4-Nitroaniline	66	56	60-120	15			
	VOCs							
	1,1,2-Trichloroethane	76	82	80-120	7	30	SS-5 (0-0.25)	MS %R is w/in 10% of QC Limit; no qualifiers applied.
	Benzene	76	83	80-120	8			
	Chloroform	76	85	80-120	10			
	Tetrachloroethene	66	80	73-120	17			
	trans-1,2-Dichloroethene	79	87	80-120	9			
	Trichloroethene	72	80	80-120	9			
	1,2,4-Trichlorobenzene	35	45	56-130	24			
	1,2-Dichlorobenzene	45	58	76-120	25			
	1,2-Dichloropropane	67	76	80-120	11			
	1,4-Dichlorobenzene	46	59	80-120	24			
	Chlorobenzene	59	69	80-120	15			
	Ethylbenzene	56	69	78-120	20			
	m&p-Xylene	57	71	80-120	21			
	o-Xylene	55	69	75-120	21			
	Styrene	52	65	76-120	20			
	Toluene	65	75	80-120	13			J- qualify detects and UJ qualify NDs (MS)

Table 1. Summary of MS/MSD Exceedances by Sample Delivery Group

MS/MSD	Compound	Percent Recovery		QC Limits	RPD	QC Limits	Associated Samples	Comments / Qualifiers
		MS	MSD					
SDG J140330-1								
TP-1 (1-1.5) MS/MSD	METALS							
	Antimony	74	71	75-125	13	20	TP-3 (1-1.5) TP-3 (4-4.25) TP-2 (1-1.25) TP-2 (5-5.6) TP-1 (1-1.5) TP-4 (0.33-1.33) TP-4 (5.5-6.5) TP-5 (1.17-2.17) TP-5 (7.5-8.5)	J- qualify detects and UJ qualify NDs (MS)
	Lead	95	140		12			J+ qualify detects (MS)
	Vanadium	123	141		3			MSD %R w/in 10% of QC limit; no qualifiers applied
	Chromium	117	130		1			%R not applicable; sample concentration >4x spike concentration
	Magnesium	392	439		1			
	Potassium	792	768		1			
	Aluminum	2765	2991		0			
	Iron	1379	1332		2			
	Barium	180	164		4			%R not applicable; sample concentration >4x spike concentration J/UJ qualify results (REP)
	Calcium	102	60		5			
	Manganese	-1396	-918		44			
	SVOCs							
	2,4-Dichlorophenol	63	66	64-120	6	30	TP-1 (1-1.5)	MS %R is w/in 10% of QC Limit; no qualifiers applied.
	2-Chlorophenol	56	62	61-120	11			
	2-Methylphenol	56	62	59-120	12			
	4-Methylphenol	57	62	59-120	8			
	Benz(a)anthracene	67	74	68-120	10			
	Benzo(b)fluoranthene	65	66	66-120	1			
	Dibenz(a,h)anthracene	69	72	70-123	6			
	Hexachlorobenzene	61	64	64-120	6			
	N-Nitrosodiphenylamine	67	72	70-120	7			
	Naphthalene	59	62	62-120	6			
	3,3'-Dichlorobenzidine	45	16	23-120	94			
	3-Nitroaniline	53	25	34-120	72			
	4-Chloroaniline	39	9	17-120	123			
	4-Nitroaniline	48	31	60-120	41			
	2,4-Dimethylphenol	59	60	63-120	3			
	Anthracene	62	66	69-120	6			
	Benzo(a)pyrene	69	70	71-120	2			
	Benzo(k)fluoranthene	58	63	68-120	10			
	Carbazole	64	66	69-120	4			
	Fluoranthene	61	66	67-120	8			
	Hexachloroethane	48	49	54-120	4			
	Phenanthrene	60	63	69-120	5			
	Pyrene	63	68	69-120	8			
	Hexachlorocyclopentadiene	0	0	32-123	NC			J- qualify detects and R qualify NDs (MS)

Notes:

LCS = laboratory control sample recovery
 MS = matrix spike recovery
 REP = replicate imprecision

Qualifiers:

J = The result is an estimated quantity.
 J- = The result is an estimated quantity with low bias.
 J+ = The result is an estimated quantity with high bias.
 R = Rejected. The data are unusable.
 UJ = Estimated and not detected. The analyte is considered estimated and not detected. The analyte is considered not detected at the reported value, and the associated numerical value is an estimated value.

Table 2. Summary of Qualified Data

SDG	Sample	Analyte	Units	Result	Method Reporting Limit	Lab Qualifier	DV Qualifier	DV Qualifier Reason
J139126-1	410-139126-1	Antimony	mg/kg	0.14	0.31	J F1	J-	MS
J139126-1	410-139126-1	Barium	mg/kg	420	3.1	F2	J	REP
J139126-1	410-139126-1	Chromium	mg/kg	54	0.62	F1	J+	MS
J139126-1	410-139126-1	Iron	mg/kg	41000	160	F2	J	REP
J139126-1	410-139126-1	Lead	mg/kg	15	0.31	F1	J+	MS
J139126-1	410-139126-1	1,1,2-Trichloroethane	µg/kg	0.84	8.4	U F1	UJ	MS
J139126-1	410-139126-1	1,2,4-Trichlorobenzene	µg/kg	8.4	17	U F1	R	MS
J139126-1	410-139126-1	1,2-Dichlorobenzene	µg/kg	1.2	8.4	U F2 F1	UJ	MS
J139126-1	410-139126-1	1,2-Dichloroethane	µg/kg	1	8.4	U F1	UJ	MS
J139126-1	410-139126-1	1,2-Dichloropropane	µg/kg	0.84	8.4	U F1	UJ	MS
J139126-1	410-139126-1	1,4-Dichlorobenzene	µg/kg	1.2	8.4	U F2 F1	UJ	MS
J139126-1	410-139126-1	Benzene	µg/kg	0.84	8.4	U F1	UJ	MS
J139126-1	410-139126-1	Bromodichloromethane	µg/kg	1.2	8.4	U F1	UJ	MS
J139126-1	410-139126-1	Bromoform	µg/kg	8.4	17	U F1	UJ	MS
J139126-1	410-139126-1	Chloroform	µg/kg	1	8.4	U F1	UJ	MS
J139126-1	410-139126-1	Chlorobenzene	µg/kg	1.2	8.4	U F2 F1	UJ	MS
J139126-1	410-139126-1	Dibromochloromethane	µg/kg	0.84	8.4	U F1	UJ	MS
J139126-1	410-139126-1	Ethylbenzene	µg/kg	1.2	8.4	U F2 F1	UJ	MS
J139126-1	410-139126-1	m,p-Xylene	µg/kg	3.4	8.4	U F2 F1	UJ	MS
J139126-1	410-139126-1	Methylene Chloride	µg/kg	3.4	8.4	U F1	UJ	MS
J139126-1	410-139126-1	Styrene	µg/kg	1.2	8.4	U F2 F1	UJ	MS
J139126-1	410-139126-1	Tetrachloroethene	µg/kg	1.2	8.4	U F1	UJ	MS
J139126-1	410-139126-1	Toluene	µg/kg	1	8.4	U F1	UJ	MS
J139126-1	410-139126-1	Trichloroethylene	µg/kg	0.84	8.4	U F1	UJ	MS
J139126-1	410-139126-1	cis-1,2-Dichloroethene	µg/kg	0.84	8.4	U F1	UJ	MS
J139126-1	410-139126-1	o-Xylene	µg/kg	1.2	8.4	U F2 F1	UJ	MS
J139126-1	410-139126-1	trans-1,2-Dichloroethene	µg/kg	0.84	8.4	U F1	UJ	MS
J139126-1	410-139126-1	2,4-Dinitrophenol	µg/kg	260	1600	U F1	R	MS
J139126-1	410-139126-1	2-Nitrophenol	µg/kg	31	78	U F1 F2	UJ	MS
J139126-1	410-139126-1	3,3'-Dichlorobenzidine	µg/kg	52	260	U F1 F2	R	MS
J139126-1	410-139126-1	3-Nitroaniline	µg/kg	52	260	U F1 F2	UJ	MS

Table 2. Summary of Qualified Data

SDG	Sample	Analyte	Units	Result	Method Reporting Limit	Lab Qualifier	DV Qualifier	DV Qualifier Reason
J139126-1	410-139126-1	4,6-Dinitro-o-cresol	µg/kg	260	780	U F1 F2	UJ	MS
J139126-1	410-139126-1	4-Chloroaniline	µg/kg	52	260	U F1	R	MS
J139126-1	410-139126-1	4-Nitroaniline	µg/kg	52	260	U F1 F2	UJ	MS
J139126-1	410-139126-1	Hexachloroethane	µg/kg	52	260	U F1 F2	UJ	MS
J139126-1	410-139126-1	Hexachlorocyclopentadiene	µg/kg	260	780	U F1 cn	R	MS
J139126-1	410-139126-1	Potassium	mg/kg	6400	62	F2	J	REP
J139126-1	410-139126-1	Vanadium	mg/kg	66	1.2	F1	J+	MS
J139126-1	410-139126-1	Zinc	mg/kg	120	47	F1	J+	MS
J139126-1	410-139126-2	Antimony	mg/kg	0.12	0.29	U	UJ	MS
J139126-1	410-139126-2	Barium	mg/kg	630	2.9	^2	J	REP
J139126-1	410-139126-2	Chromium	mg/kg	83	0.59		J+	MS
J139126-1	410-139126-2	Iron	mg/kg	54000	150	^2	J	REP
J139126-1	410-139126-2	Lead	mg/kg	17	0.29		J+	MS
J139126-1	410-139126-2	Potassium	mg/kg	10000	59		J	REP
J139126-1	410-139126-2	Vanadium	mg/kg	99	1.2		J+	MS
J139126-1	410-139126-2	Zinc	mg/kg	170	44		J+	MS
J139126-1	410-139126-3	Antimony	mg/kg	0.1	0.26	U F1 F2	UJ	MS
J139126-1	410-139126-3	Arsenic	mg/kg	4.5	0.51	F2	J	REP
J139126-1	410-139126-3	Beryllium	mg/kg	1.4	0.13	F2	J	REP
J139126-1	410-139126-3	Cadmium	mg/kg	0.19	0.13	F2	J	REP
J139126-1	410-139126-3	1,1,1-Trichloroethane	µg/kg	0.65	5.4	U F1	UJ	MS
J139126-1	410-139126-3	1,1,2-Trichloroethane	µg/kg	0.54	5.4	U F1	UJ	MS
J139126-1	410-139126-3	1,2,4-Trichlorobenzene	µg/kg	5.4	11	U F1	R	MS
J139126-1	410-139126-3	1,2-Dichlorobenzene	µg/kg	0.76	5.4	U F2 F1	UJ	MS
J139126-1	410-139126-3	1,2-Dichloroethane	µg/kg	0.65	5.4	U F1	UJ	MS
J139126-1	410-139126-3	1,2-Dichloropropane	µg/kg	0.54	5.4	U F1	UJ	MS
J139126-1	410-139126-3	1,4-Dichlorobenzene	µg/kg	0.76	5.4	U F2 F1	UJ	MS
J139126-1	410-139126-3	Benzene	µg/kg	0.54	5.4	U F1	UJ	MS
J139126-1	410-139126-3	Bromodichloromethane	µg/kg	0.76	5.4	U F1	UJ	MS
J139126-1	410-139126-3	Bromoform	µg/kg	5.4	11	U F1	UJ	MS
J139126-1	410-139126-3	Carbon Tetrachloride	µg/kg	0.76	5.4	U F1	UJ	MS

Table 2. Summary of Qualified Data

SDG	Sample	Analyte	Units	Result	Method Reporting Limit	Lab Qualifier	DV Qualifier	DV Qualifier Reason
J139126-1	410-139126-3	Chloroform	µg/kg	0.65	5.4	U F1	UJ	MS
J139126-1	410-139126-3	Chlorobenzene	µg/kg	0.76	5.4	U F2 F1	UJ	MS
J139126-1	410-139126-3	Dibromochloromethane	µg/kg	0.54	5.4	U F1	UJ	MS
J139126-1	410-139126-3	Ethylbenzene	µg/kg	0.76	5.4	U F1	UJ	MS
J139126-1	410-139126-3	m,p-Xylene	µg/kg	2.2	5.4	U F2 F1	UJ	MS
J139126-1	410-139126-3	Methylene Chloride	µg/kg	2.2	5.4	U F1	UJ	MS
J139126-1	410-139126-3	Styrene	µg/kg	0.76	5.4	U F2 F1	UJ	MS
J139126-1	410-139126-3	Tetrachloroethene	µg/kg	0.76	5.4	U F1	UJ	MS
J139126-1	410-139126-3	Toluene	µg/kg	0.65	5.4	U F1	UJ	MS
J139126-1	410-139126-3	Trichloroethylene	µg/kg	0.54	5.4	U F1	UJ	MS
J139126-1	410-139126-3	cis-1,2-Dichloroethene	µg/kg	0.54	5.4	U F1	UJ	MS
J139126-1	410-139126-3	o-Xylene	µg/kg	0.76	5.4	U F2 F1	UJ	MS
J139126-1	410-139126-3	trans-1,2-Dichloroethene	µg/kg	0.54	5.4	U F1	UJ	MS
J139126-1	410-139126-3	3,3'-Dichlorobenzidine	µg/kg	44	220	U F2 F1	UJ	MS
J139126-1	410-139126-3	3-Nitroaniline	µg/kg	44	220	U F2 F1	UJ	MS
J139126-1	410-139126-3	4-Chloroaniline	µg/kg	44	220	U F2 F1	UJ	MS
J139126-1	410-139126-3	4-Nitroaniline	µg/kg	44	220	U F2 F1	UJ	MS
J139126-1	410-139126-3	Hexachloroethane	µg/kg	44	220	U F2 F1	UJ	MS
J139126-1	410-139126-3	Hexachlorocyclopentadiene	µg/kg	220	660	U F1 cn	R	MS
J139126-1	410-139126-3	Calcium	mg/kg	8900	51	F2	J	REP
J139126-1	410-139126-3	Lead	mg/kg	18	0.26	F1	J-	MS
J139126-1	410-139126-3	Lithium	mg/kg	30	13	F2	J	REP
J139126-1	410-139126-3	Selenium	mg/kg	0.27	0.51	J F2	J	REP
J139126-1	410-139126-3	Silver	mg/kg	0.059	0.13	J F2	J	REP
J139126-1	410-139126-3	Sodium	mg/kg	430	64	F1 F2	J-	MS,REP
J139126-1	410-139126-3	Thallium	mg/kg	0.38	0.13	F2	J	REP
J139126-1	410-139126-4	Antimony	mg/kg	0.11	0.26	U	UJ	MS
J139126-1	410-139126-4	Arsenic	mg/kg	4.8	0.53		J	REP
J139126-1	410-139126-4	Beryllium	mg/kg	1.3	0.13		J	REP
J139126-1	410-139126-4	Cadmium	mg/kg	0.13	0.13		J	REP
J139126-1	410-139126-4	Calcium	mg/kg	2600	53		J	REP

Table 2. Summary of Qualified Data

SDG	Sample	Analyte	Units	Result	Method Reporting Limit	Lab Qualifier	DV Qualifier	DV Qualifier Reason
J139126-1	410-139126-4	Lead	mg/kg	22	0.26		J-	MS
J139126-1	410-139126-4	Lithium	mg/kg	32	13		J	REP
J139126-1	410-139126-4	Selenium	mg/kg	0.34	0.53	J	J	REP
J139126-1	410-139126-4	Silver	mg/kg	0.077	0.13	J	J	REP
J139126-1	410-139126-4	Sodium	mg/kg	180	66		J-	MS,REP
J139126-1	410-139126-4	Thallium	mg/kg	0.39	0.13		J	REP
J139126-1	410-139126-5	Antimony	mg/kg	0.084	0.18	J	J-	MS,REP
J139126-1	410-139126-5	Arsenic	mg/kg	4.5	0.37		J	REP
J139126-1	410-139126-5	Beryllium	mg/kg	1.2	0.092		J	REP
J139126-1	410-139126-5	Cadmium	mg/kg	0.33	0.092		J	REP
J139126-1	410-139126-5	Calcium	mg/kg	3000	37		J	REP
J139126-1	410-139126-5	Lead	mg/kg	22	0.18		J-	MS
J139126-1	410-139126-5	Lithium	mg/kg	28	9.2		J	REP
J139126-1	410-139126-5	Selenium	mg/kg	0.47	0.37		J	REP
J139126-1	410-139126-5	Silver	mg/kg	0.059	0.092	J	J	REP
J139126-1	410-139126-5	Sodium	mg/kg	150	46		J-	MS,REP
J139126-1	410-139126-5	Thallium	mg/kg	0.29	0.092		J	REP
J139126-1	410-139126-6	Antimony	mg/kg	0.1	0.26	U	UJ	MS
J139126-1	410-139126-6	Arsenic	mg/kg	4.8	0.51		J	REP
J139126-1	410-139126-6	Beryllium	mg/kg	1.5	0.13		J	REP
J139126-1	410-139126-6	Cadmium	mg/kg	0.072	0.13	J	J	REP
J139126-1	410-139126-6	Calcium	mg/kg	2200	51		J	REP
J139126-1	410-139126-6	Lead	mg/kg	15	0.26		J-	MS
J139126-1	410-139126-6	Lithium	mg/kg	34	13		J	REP
J139126-1	410-139126-6	Selenium	mg/kg	0.36	0.51	J	J	REP
J139126-1	410-139126-6	Silver	mg/kg	0.052	0.13	U	UJ	REP
J139126-1	410-139126-6	Sodium	mg/kg	250	64		J-	MS,REP
J139126-1	410-139126-6	Thallium	mg/kg	0.37	0.13		J	REP
J140000-1	410-140000-1	Barium	mg/kg	190	0.51		J+	MS
J140000-1	410-140000-1	Cadmium	mg/kg	0.27	0.13		J	REP
J140000-1	410-140000-1	Calcium	mg/kg	4800	51		J	REP

Table 2. Summary of Qualified Data

SDG	Sample	Analyte	Units	Result	Method Reporting Limit	Lab Qualifier	DV Qualifier	DV Qualifier Reason
J140000-1	410-140000-1	Manganese	mg/kg	960	0.51		J-	MS
J140000-1	410-140000-1	Antimony	mg/kg	0.1	0.26	U	UJ	MS
J140000-1	410-140000-2	Antimony	mg/kg	0.099	0.25	U	UJ	MS
J140000-1	410-140000-2	Barium	mg/kg	270	2.5		J+	MS
J140000-1	410-140000-2	Cadmium	mg/kg	0.059	0.12	J	J	REP
J140000-1	410-140000-2	Calcium	mg/kg	3600	49		J	REP
J140000-1	410-140000-2	Manganese	mg/kg	520	0.49	^2	J-	MS
J140000-1	410-140000-3	Antimony	mg/kg	0.11	0.27	J	J-	MS
J140000-1	410-140000-3	Barium	mg/kg	190	0.53		J+	MS
J140000-1	410-140000-3	Cadmium	mg/kg	0.2	0.13		J	REP
J140000-1	410-140000-3	Calcium	mg/kg	5100	53		J	REP
J140000-1	410-140000-3	Manganese	mg/kg	800	0.53		J-	MS
J140000-1	410-140000-4	Antimony	mg/kg	0.097	0.24	J	J-	MS
J140000-1	410-140000-4	Barium	mg/kg	190	0.48		J+	MS
J140000-1	410-140000-4	Cadmium	mg/kg	0.17	0.12		J	REP
J140000-1	410-140000-4	Calcium	mg/kg	3000	48		J	REP
J140000-1	410-140000-4	Manganese	mg/kg	710	0.48		J-	MS
J140000-1	410-140000-5	Antimony	mg/kg	0.14	0.28	J	J-	MS
J140000-1	410-140000-5	Barium	mg/kg	190	0.56		J+	MS
J140000-1	410-140000-5	Cadmium	mg/kg	0.27	0.14		J	REP
J140000-1	410-140000-5	Calcium	mg/kg	12000	56		J	REP
J140000-1	410-140000-5	Manganese	mg/kg	890	0.56	^2	J-	MS
J140000-1	410-140000-6	Antimony	mg/kg	0.095	0.24	U	UJ	MS
J140000-1	410-140000-6	Barium	mg/kg	310	2.4		J+	MS
J140000-1	410-140000-6	Cadmium	mg/kg	0.38	0.12		J	REP
J140000-1	410-140000-6	Calcium	mg/kg	5900	47		J	REP
J140000-1	410-140000-6	Manganese	mg/kg	1800	2.4	^2	J-	MS
J140000-1	410-140000-7	Antimony	mg/kg	0.13	0.28	J	J-	MS
J140000-1	410-140000-7	Barium	mg/kg	220	0.55		J+	MS
J140000-1	410-140000-7	Cadmium	mg/kg	0.14	0.14		J	REP
J140000-1	410-140000-7	Calcium	mg/kg	2800	55		J	REP

Table 2. Summary of Qualified Data

SDG	Sample	Analyte	Units	Result	Method Reporting Limit	Lab Qualifier	DV Qualifier	DV Qualifier Reason
J140000-1	410-140000-7	Manganese	mg/kg	990	0.55		J-	MS
J140000-1	410-140000-8	Antimony	mg/kg	0.11	0.26	U	UJ	MS
J140000-1	410-140000-8	Barium	mg/kg	340	2.6		J+	MS
J140000-1	410-140000-8	Cadmium	mg/kg	0.053	0.13	U	UJ	REP
J140000-1	410-140000-8	Calcium	mg/kg	3800	53		J	REP
J140000-1	410-140000-8	Manganese	mg/kg	540	0.53		J-	MS
J140000-1	410-140000-9	Antimony	mg/kg	0.15	0.34	J	J-	MS
J140000-1	410-140000-9	Barium	mg/kg	190	0.68		J+	MS
J140000-1	410-140000-9	Cadmium	mg/kg	0.54	0.17		J	REP
J140000-1	410-140000-9	Calcium	mg/kg	3300	68		J	REP
J140000-1	410-140000-9	Manganese	mg/kg	970	0.68	^2	J-	MS
J140000-1	410-140000-10	Barium	mg/kg	210	0.53		J+	MS
J140000-1	410-140000-10	Cadmium	mg/kg	0.057	0.13	J	J	REP
J140000-1	410-140000-10	Calcium	mg/kg	2700	53		J	REP
J140000-1	410-140000-10	Manganese	mg/kg	1100	0.53		J-	MS
J140000-1	410-140000-10	Antimony	mg/kg	0.11	0.27	U	UJ	MS
J140000-1	410-140000-12	Barium	mg/kg	240	0.77		J+	MS
J140000-1	410-140000-12	Cadmium	mg/kg	0.2	0.19		J	REP
J140000-1	410-140000-12	Calcium	mg/kg	5600	77		J	REP
J140000-1	410-140000-12	Manganese	mg/kg	1100	0.77		J-	MS
J140000-1	410-140000-12	Antimony	mg/kg	0.15	0.38	J	J-	MS
J140000-1	410-140000-13	Barium	mg/kg	230	0.56		J+	MS
J140000-1	410-140000-13	Cadmium	mg/kg	0.13	0.14	J	J	REP
J140000-1	410-140000-13	Calcium	mg/kg	2400	56		J	REP
J140000-1	410-140000-13	Manganese	mg/kg	840	0.56		J-	MS
J140000-1	410-140000-13	Antimony	mg/kg	0.11	0.28	U	UJ	MS
J140000-1	410-140000-14	Antimony	mg/kg	0.25	0.22	F1	J-	MS
J140000-1	410-140000-14	Barium	mg/kg	180	2.2	F1	J+	MS
J140000-1	410-140000-14	Cadmium	mg/kg	0.12	0.11		J	REP
J140000-1	410-140000-14	Calcium	mg/kg	15000	43	F2	J	REP
J140000-1	410-140000-14	Manganese	mg/kg	540	0.43		J-	MS

Table 2. Summary of Qualified Data

SDG	Sample	Analyte	Units	Result	Method Reporting Limit	Lab Qualifier	DV Qualifier	DV Qualifier Reason
J140000-1	410-140000-14	1,2,4-Trichlorobenzene	µg/kg	4.9	9.7	U F1	UJ	MS
J140000-1	410-140000-14	1,2-Dichlorobenzene	µg/kg	0.68	4.9	U F1	UJ	MS
J140000-1	410-140000-14	1,2-Dichloropropane	µg/kg	0.49	4.9	U F1	UJ	MS
J140000-1	410-140000-14	1,4-Dichlorobenzene	µg/kg	0.68	4.9	U F1	UJ	MS
J140000-1	410-140000-14	Chlorobenzene	µg/kg	0.68	4.9	U F1	UJ	MS
J140000-1	410-140000-14	Ethylbenzene	µg/kg	0.68	4.9	U F1	UJ	MS
J140000-1	410-140000-14	m,p-Xylene	µg/kg	1.9	4.9	U F1	UJ	MS
J140000-1	410-140000-14	Styrene	µg/kg	0.68	4.9	U F1	UJ	MS
J140000-1	410-140000-14	Toluene	µg/kg	0.58	4.9	U F1	UJ	MS
J140000-1	410-140000-14	o-Xylene	µg/kg	0.68	4.9	U F1	UJ	MS
J140000-1	410-140000-14	Hexachlorocyclopentadiene	µg/kg	190	570	U*+F1cn	UJ	MS
J140000-1	410-140000-18	Antimony	mg/kg	0.11	0.26	J	J-	MS
J140000-1	410-140000-18	Barium	mg/kg	220	0.52		J+	MS
J140000-1	410-140000-18	Cadmium	mg/kg	0.3	0.13		J	REP
J140000-1	410-140000-18	Calcium	mg/kg	6700	52		J	REP
J140000-1	410-140000-18	Manganese	mg/kg	600	0.52		J-	MS
J140330-1	410-140330-1	Antimony	mg/kg	0.11	0.26	U	UJ	MS
J140330-1	410-140330-1	Cadmium	mg/kg	0.07	0.13	J	J	REP
J140330-1	410-140330-1	Cobalt	mg/kg	22	0.26		J	REP
J140330-1	410-140330-1	Lead	mg/kg	20	0.26		J+	MS
J140330-1	410-140330-1	Manganese	mg/kg	810	0.53		J	REP
J140330-1	410-140330-1	Nickel	mg/kg	40	0.53		J	REP
J140330-1	410-140330-1	Vanadium	mg/kg	89	1.1		J+	MS
J140330-1	410-140330-1	2,4-Dinitrophenol	µg/kg	220	1300	U *- cn	UJ	LCS
J140330-1	410-140330-1	4,6-Dinitro-o-cresol	µg/kg	220	670	U *- cn	UJ	LCS
J140330-1	410-140330-2	Antimony	mg/kg	0.064	0.16	U	UJ	MS
J140330-1	410-140330-2	Cadmium	mg/kg	0.032	0.08	U	UJ	REP
J140330-1	410-140330-2	Cobalt	mg/kg	3.8	0.16		J	REP
J140330-1	410-140330-2	Lead	mg/kg	4.2	0.16		J+	MS
J140330-1	410-140330-2	Manganese	mg/kg	370	0.32		J	REP
J140330-1	410-140330-2	Nickel	mg/kg	7.6	0.32		J	REP

Table 2. Summary of Qualified Data

SDG	Sample	Analyte	Units	Result	Method Reporting Limit	Lab Qualifier	DV Qualifier	DV Qualifier Reason
J140330-1	410-140330-2	Vanadium	mg/kg	18	0.64		J+	MS
J140330-1	410-140330-2	2,4-Dinitrophenol	µg/kg	180	1100	U *- cn	UJ	LCS
J140330-1	410-140330-2	4,6-Dinitro-o-cresol	µg/kg	180	540	U *- cn	UJ	LCS
J140330-1	410-140330-3	Antimony	mg/kg	0.12	0.2	J	J-	MS
J140330-1	410-140330-3	Cadmium	mg/kg	0.2	0.099		J	REP
J140330-1	410-140330-3	Cobalt	mg/kg	19	0.2		J	REP
J140330-1	410-140330-3	Lead	mg/kg	25	0.2		J+	MS
J140330-1	410-140330-3	Manganese	mg/kg	860	0.4		J	REP
J140330-1	410-140330-3	Nickel	mg/kg	29	0.4		J	REP
J140330-1	410-140330-3	Vanadium	mg/kg	75	0.79		J+	MS
J140330-1	410-140330-3	2,4-Dinitrophenol	µg/kg	210	1300	U *- cn	UJ	LCS
J140330-1	410-140330-3	4,6-Dinitro-o-cresol	µg/kg	210	640	U *- cn	UJ	LCS
J140330-1	410-140330-4	Antimony	mg/kg	0.07	0.18	U	UJ	MS
J140330-1	410-140330-4	Cadmium	mg/kg	0.13	0.088		J	REP
J140330-1	410-140330-4	Cobalt	mg/kg	14	0.18		J	REP
J140330-1	410-140330-4	Lead	mg/kg	10	0.18		J+	MS
J140330-1	410-140330-4	Manganese	mg/kg	730	0.35		J	REP
J140330-1	410-140330-4	Nickel	mg/kg	33	0.35		J	REP
J140330-1	410-140330-4	Vanadium	mg/kg	65	0.7		J+	MS
J140330-1	410-140330-4	2,4-Dinitrophenol	µg/kg	210	1300	U *- cn	UJ	LCS
J140330-1	410-140330-4	4,6-Dinitro-o-cresol	µg/kg	210	630	U *- cn	UJ	LCS
J140330-1	410-140330-5	Antimony	mg/kg	0.072	0.18	U F1	UJ	MS
J140330-1	410-140330-5	Cadmium	mg/kg	0.36	0.09		J	REP
J140330-1	410-140330-5	Cobalt	mg/kg	14	0.18		J	REP
J140330-1	410-140330-5	Lead	mg/kg	11	0.18	F1	J+	MS
J140330-1	410-140330-5	Manganese	mg/kg	1400	1.8	^2 F2	J	REP
J140330-1	410-140330-5	Nickel	mg/kg	39	0.36		J	REP
J140330-1	410-140330-5	Vanadium	mg/kg	57	0.72	F1	J+	MS
J140330-1	410-140330-5	2,4-Dimethylphenol	µg/kg	21	46	U F1	UJ	MS
J140330-1	410-140330-5	2,4-Dinitrophenol	µg/kg	210	1200	U *- cn	UJ	LCS
J140330-1	410-140330-5	4,6-Dinitro-o-cresol	µg/kg	210	620	U *- cn	UJ	LCS

Table 2. Summary of Qualified Data

SDG	Sample	Analyte	Units	Result	Method Reporting Limit	Lab Qualifier	DV Qualifier	DV Qualifier Reason
J140330-1	410-140330-5	4-Chloroaniline	µg/kg	42	210	U F2 F1	UJ	MS
J140330-1	410-140330-5	4-Nitroaniline	µg/kg	42	210	U F1 F2	UJ	MS
J140330-1	410-140330-5	Anthracene	µg/kg	58	21	F1	J-	MS
J140330-1	410-140330-5	Benzo[a]pyrene	µg/kg	27	21	F1	J-	MS
J140330-1	410-140330-5	Benzo[k]fluoranthene	µg/kg	41	21	F1	J-	MS
J140330-1	410-140330-5	Carbazole	µg/kg	31	46	J F1	J-	MS
J140330-1	410-140330-5	Fluoranthene	µg/kg	140	21	F1	J-	MS
J140330-1	410-140330-5	Hexachloroethane	µg/kg	42	210	U F1	UJ	MS
J140330-1	410-140330-5	Hexachlorocyclopentadiene	µg/kg	210	620	U F1	R	MS
J140330-1	410-140330-5	Phenanthrene	µg/kg	100	21	F1	J-	MS
J140330-1	410-140330-5	Pyrene	µg/kg	130	21	F1	J-	MS
J140330-1	410-140330-6	Antimony	mg/kg	0.093	0.22	J	J-	MS
J140330-1	410-140330-6	Cadmium	mg/kg	0.095	0.11	J	J	REP
J140330-1	410-140330-6	Cobalt	mg/kg	20	0.22		J	REP
J140330-1	410-140330-6	Lead	mg/kg	17	0.22		J+	MS
J140330-1	410-140330-6	Manganese	mg/kg	600	0.45		J	REP
J140330-1	410-140330-6	Nickel	mg/kg	43	0.45		J	REP
J140330-1	410-140330-6	Vanadium	mg/kg	91	0.89		J+	MS
J140330-1	410-140330-6	2,4-Dinitrophenol	µg/kg	220	1300	U *- cn	UJ	LCS
J140330-1	410-140330-6	4,6-Dinitro-o-cresol	µg/kg	220	670	U *- cn	UJ	LCS
J140330-1	410-140330-7	Antimony	mg/kg	0.097	0.24	U	UJ	MS
J140330-1	410-140330-7	Cadmium	mg/kg	0.11	0.12	J	J	REP
J140330-1	410-140330-7	Cobalt	mg/kg	14	0.24		J	REP
J140330-1	410-140330-7	Lead	mg/kg	10	0.24		J+	MS
J140330-1	410-140330-7	Manganese	mg/kg	630	0.48		J	REP
J140330-1	410-140330-7	Nickel	mg/kg	31	0.48		J	REP
J140330-1	410-140330-7	Vanadium	mg/kg	64	0.97		J+	MS
J140330-1	410-140330-7	2,4-Dinitrophenol	µg/kg	210	1300	U *- cn	UJ	LCS
J140330-1	410-140330-7	4,6-Dinitro-o-cresol	µg/kg	210	640	U *- cn	UJ	LCS
J140330-1	410-140330-8	Antimony	mg/kg	0.097	0.24	U	UJ	MS
J140330-1	410-140330-8	Cadmium	mg/kg	0.048	0.12	J	J	REP

Table 2. Summary of Qualified Data

SDG	Sample	Analyte	Units	Result	Method Reporting Limit	Lab Qualifier	DV Qualifier	DV Qualifier Reason
J140330-1	410-140330-8	Cobalt	mg/kg	16	0.24		J	REP
J140330-1	410-140330-8	Lead	mg/kg	16	0.24		J+	MS
J140330-1	410-140330-8	Manganese	mg/kg	490	0.48		J	REP
J140330-1	410-140330-8	Nickel	mg/kg	36	0.48		J	REP
J140330-1	410-140330-8	Vanadium	mg/kg	90	0.97		J+	MS
J140330-1	410-140330-8	2,4-Dinitrophenol	µg/kg	220	1300	U *- cn	UJ	LCS
J140330-1	410-140330-8	4,6-Dinitro-o-cresol	µg/kg	220	650	U *- cn	UJ	LCS
J140330-1	410-140330-9	Antimony	mg/kg	0.081	0.2	U	UJ	MS
J140330-1	410-140330-9	Cadmium	mg/kg	0.11	0.1		J	REP
J140330-1	410-140330-9	Cobalt	mg/kg	5.2	0.2		J	REP
J140330-1	410-140330-9	Lead	mg/kg	4.3	0.2		J+	MS
J140330-1	410-140330-9	Manganese	mg/kg	520	0.4		J	REP
J140330-1	410-140330-9	Nickel	mg/kg	10	0.4		J	REP
J140330-1	410-140330-9	Vanadium	mg/kg	23	0.81		J+	MS
J140330-1	410-140330-9	2,4-Dinitrophenol	µg/kg	200	1200	U *- cn	UJ	LCS
J140330-1	410-140330-9	4,6-Dinitro-o-cresol	µg/kg	200	610	U *- cn	UJ	LCS

Notes:

- LCS = laboratory control sample recovery
- MS = matrix spike recovery
- REP = replicate imprecision

Qualifiers:

- J = The result is an estimated quantity.
- J- = The result is an estimated quantity with low bias.
- J+ = The result is an estimated quantity with high bias.
- R = Rejected. The data are unusable.
- UJ = Estimated and not detected. The analyte is considered estimated and not detected. The analyte is considered not detected at the reported value, and the associated numerical value is an estimated value.

Table 1. Convergent Solar, Validated Analytical Results (Soil Detections mg/kg)

Analyte	CAS Number	NYSDEC SCOS 2006 Protection of Groundwater Soil	NYSDEC SSCOS 2010 Protection of Groundwater Soil	NYSDEC SCOS 2006 Commercial Soil	Sample Location Sample Identification Laboratory ID Sample Date Sample Type	SS-1	SS-1	SS-2	SS-2
						SS-1 (0-0.25) 410-140000-5 8/22/2023 10:08 N	SS-1 (0.75-1) 410-140000-6 8/22/2023 10:08 N	SS-2 (0-0.25) 410-140000-3 8/22/2023 9:08 N	SS-2 (0.75-1) 410-140000-4 8/22/2023 9:08 N
1,1"-Biphenyl	92524								
2,4,5-Trichlorophenol	95954		0.1						
2,4,6-Trichlorophenol	88062								
2-Chloronaphthalene	91587								
2-Methylnaphthalene	91576		36.4					0.0099 J	
4-Bromophenyl-phenylether	101553								
4-Chlorophenyl-phenyl ether	7005723								
4-Methylphenol	106445	0.33		500					
Acenaphthene	83329	98		500					
Acenaphthylene	208968	107		500		0.0077 J		0.15	0.016 J
Acetophenone	98862							0.028 J	
Aluminum	7429905					33000	38000	30000	32000
Anthracene	120127	1000		500				0.063	0.0078 J
Antimony	7440360					0.14 J-		0.11 J-	0.097 J-
Arsenic	7440382	16		16		3.1	4.4	3.6	3.4
Barium	7440393	820		400		190 J+	310 J+	190 J+	190 J+
Benzaldehyde	100527					0.071 J	0.06 J	0.14 J	
Benzene	71432	0.06		44					
Beryllium	7440417	47		590		1.1	1.3	1.2	1.2
Benzo[a]anthracene	56553	1		5.6		0.015 J	0.0063 J	0.33	0.021
Benzo[a]pyrene	50328	22		1		0.02 J		0.49	0.035
Benzo[b]fluoranthene	205992	1.7		5.6		0.025	0.011 J	0.64	0.048
Benzo[g,h,i]perylene	191242	1000		500		0.017 J		0.38	0.028
Benzo[k]fluoranthene	207089	1.7		56		0.0082 J		0.19	0.014 J
Cadmium	7440439	7.5		9.3		0.27 J	0.38 J	0.2 J	0.17 J
Calcium	7440702					12000 J	5900 J	5100 J	3000 J
Carbazole	86748								
Chromium	7440473					38	49	41	42
Chrysene	218019	1		56		0.022 J	0.01 J	0.48	0.041
Cobalt	7440484					12	27	18	16
Copper	7440508	1720		270		16	26	21	19
Dibenz[a,h]anthracene	53703	1000		0.56				0.097	0.0096 J
Dibenzofuran	132649	210	6.2	350					
Fluoranthene	206440	1000		500		0.033	0.012 J	0.49	0.051
Fluorene	86737	386		500					
Hexachlorobenzene	118741	3.2	1.4	6					
Hexachlorobutadiene	87683								
Indeno[1,2,3-cd]pyrene	193395	8.2		5.6		0.014 J		0.35	0.024
Iron	7439896					31000	41000	35000	34000
Lead	7439921	450		1000		17	16	23	21
Lithium	7439932					22	23	25	27

Table 1. Convergent Solar, Validated Analytical Results (Soil Detections mg/kg)

Analyte	CAS Number	NYSDEC SCOS 2006 Protection of Groundwater Soil	NYSDEC SSCOS 2010 Protection of Groundwater Soil	NYSDEC SCOS 2006 Commercial Soil	Sample Location Sample Identification Laboratory ID Sample Date Sample Type	SS-1	SS-1	SS-2	SS-2
						SS-1 (0-0.25) 410-140000-5 8/22/2023 10:08 N	SS-1 (0.75-1) 410-140000-6 8/22/2023 10:08 N	SS-2 (0-0.25) 410-140000-3 8/22/2023 9:08 N	SS-2 (0.75-1) 410-140000-4 8/22/2023 9:08 N
Magnesium	7439954					6500	7900	8600	8700
Manganese	7439965	2000		10000		890 <i>J-</i>	1800 <i>J-</i>	800 <i>J-</i>	710 <i>J-</i>
Mercury	7439976	0.73		2.8		0.062 <i>J</i>	0.039 <i>J</i>	0.045 <i>J</i>	0.039 <i>J</i>
Naphthalene	91203	12		500				0.026	
Nickel	7440020	130		310		22	35	25	26
Phenanthrene	85018	1000		500		0.017 <i>J</i>		0.11	0.021
Phenol	108952	0.33		500					
Potassium	7440097					4000	5500	5200	5500
Pyrene	129000	1000		500		0.029	0.0098 <i>J</i>	0.49	0.05
Selenium	7782492	4		1500		0.37 <i>J</i>	0.38 <i>J</i>	0.39 <i>J</i>	0.34 <i>J</i>
Silver	7440224	8.3		1500		0.069 <i>J</i>	0.1 <i>J</i>	0.068 <i>J</i>	0.055 <i>J</i>
Sodium	7440235					140	150	180	180
Thallium	7440280					0.29	0.37	0.3	0.34
Toluene	108883	0.7		500					
Vanadium	7440622					57	77	66	65
Zinc	7440666	2480		10000		82	79	93	130

Notes:
 Bold = Exceeds NYSDEC SCOS 2006 Commercial Soil

NYSDEC SCOS 2006 Protection of Groundwater Soil - NYSDEC 2006 Remedial Program Soil Cleanup Objective (SCO) for Protection of Groundwater Soil
 NYSDEC SSCOS 2010 Protection of Groundwater Soil - NYSDEC 2010 Supplemental Soil Cleanup Objective (SSCO) for Protection of Groundwater Soil
 NYSDEC SCOS 2006 Commercial Soil - NYSDEC 2006 Remedial Program Soil Cleanup Objective (SCO) for Commercial Use Soil

Qualifiers:
 J = Estimated value
 J+ = Estimated value, may have a potential positive bias
 J- = Estimated value, may have a potential negative bias

mg/kg = milligrams per kilograms
 N = Normal field sample
 CAS = Chemical Abstract Service
 NYSDEC = New York State Department of Environmental Conservation

Table 1. Convergent Solar, Validated Analytical Results (Soil Detections mg/kg)

Analyte	CAS Number	NYSDEC SCOS 2006 Protection of Groundwater Soil	NYSDEC SSCOS 2010 Protection of Groundwater Soil	NYSDEC SCOS 2006 Commercial Soil	Sample Location	SS-3	SS-3	SS-4	SS-4
					Sample Identification Laboratory ID Sample Date Sample Type	SS-3 (0-0.25) 410-140000-1 8/22/2023 8:08 N	SS-3 (0.75-1) 410-140000-2 8/22/2023 8:08 N	SS-4 (0-0.25) 410-139126-1 8/14/2023 2:08 N	SS-4 (0.75-1) 410-139126-2 8/14/2023 2:08 N
1,1"-Biphenyl	92524								
2,4,5-Trichlorophenol	95954		0.1						
2,4,6-Trichlorophenol	88062								
2-Chloronaphthalene	91587								
2-Methylnaphthalene	91576		36.4			0.0071 J			0.018 J
4-Bromophenyl-phenylether	101553								
4-Chlorophenyl-phenyl ether	7005723								
4-Methylphenol	106445	0.33		500				0.043 J	
Acenaphthene	83329	98		500					
Acenaphthylene	208968	107		500					
Acetophenone	98862					0.055 J			
Aluminum	7429905					30000	36000	46000	68000
Anthracene	120127	1000		500					
Antimony	7440360							0.14 J-	
Arsenic	7440382	16		16		3.7	3.8	4.6	6.2
Barium	7440393	820		400		190 J+	270 J+	420 J	630 J
Benzaldehyde	100527					0.2 J		0.2 J	0.075 J
Benzene	71432	0.06		44					
Beryllium	7440417	47		590		1.2	1.3	1.9	3.1
Benzo[a]anthracene	56553	1		5.6		0.011 J		0.015 J	
Benzo[a]pyrene	50328	22		1					
Benzo[b]fluoranthene	205992	1.7		5.6				0.037	
Benzo[g,h,i]perylene	191242	1000		500				0.057	
Benzo[k]fluoranthene	207089	1.7		56				0.017 J	
Cadmium	7440439	7.5		9.3		0.27 J	0.059 J	0.63	0.63
Calcium	7440702					4800 J	3600 J	10000	10000
Carbazole	86748								
Chromium	7440473					41	53	54 J+	83 J+
Chrysene	218019	1		56		0.016 J	0.0074 J	0.026	0.0053 J
Cobalt	7440484					18	23	11	18
Copper	7440508	1720		270		20	29	35	60
Dibenz[a,h]anthracene	53703	1000		0.56				0.027	
Dibenzofuran	132649	210	6.2	350					
Fluoranthene	206440	1000		500		0.027	0.011 J	0.025 J	
Fluorene	86737	386		500					
Hexachlorobenzene	118741	3.2	1.4	6					
Hexachlorobutadiene	87683								
Indeno[1,2,3-cd]pyrene	193395	8.2		5.6		0.013 J		0.04	
Iron	7439896					33000	36000	41000 J	54000 J
Lead	7439921	450		1000		19	14	15 J+	17 J+
Lithium	7439932					22	27	26	40

Table 1. Convergent Solar, Validated Analytical Results (Soil Detections mg/kg)

Analyte	CAS Number	NYSDEC SCOS 2006 Protection of Groundwater Soil	NYSDEC SSCOS 2010 Protection of Groundwater Soil	NYSDEC SCOS 2006 Commercial Soil	Sample Location Sample Identification Laboratory ID Sample Date Sample Type	SS-3	SS-3	SS-4	SS-4
						SS-3 (0-0.25) 410-140000-1 8/22/2023 8:08 N	SS-3 (0.75-1) 410-140000-2 8/22/2023 8:08 N	SS-4 (0-0.25) 410-139126-1 8/14/2023 2:08 N	SS-4 (0.75-1) 410-139126-2 8/14/2023 2:08 N
Magnesium	7439954					8600	10000	8300	13000
Manganese	7439965	2000		10000		960 <i>J-</i>	520 <i>J-</i>	850	1100
Mercury	7439976	0.73		2.8		0.034 <i>J</i>	0.036 <i>J</i>	0.097	0.11
Naphthalene	91203	12		500					0.013 <i>J</i>
Nickel	7440020	130		310		26	34	38	64
Phenanthrene	85018	1000		500		0.017 <i>J</i>	0.0079 <i>J</i>	0.014 <i>J</i>	0.0086 <i>J</i>
Phenol	108952	0.33		500		0.065			
Potassium	7440097					5100	7600	6400 <i>J</i>	10000 <i>J</i>
Pyrene	129000	1000		500		0.022 <i>J</i>	0.0089 <i>J</i>	0.019 <i>J</i>	0.0058 <i>J</i>
Selenium	7782492	4		1500		0.3 <i>J</i>	0.22 <i>J</i>	0.69	0.37 <i>J</i>
Silver	7440224	8.3		1500		0.052 <i>J</i>		0.2	0.29
Sodium	7440235					170	260	130	190
Thallium	7440280					0.31	0.38	0.35	0.59
Toluene	108883	0.7		500					
Vanadium	7440622					63	73	66 <i>J+</i>	99 <i>J+</i>
Zinc	7440666	2480		10000		83	95	120 <i>J+</i>	170 <i>J+</i>

Notes:
 Bold = Exceeds NYSDEC SCOS 2006 Commercial Soil

NYSDEC SCOS 2006 Protection of Groundwater Soil - NYSDEC 2006 Remedial Program Soil Cleanup Objective (SCO) for Protection of Groundwater Soil
 NYSDEC SSCOS 2010 Protection of Groundwater Soil - NYSDEC 2010 Supplemental Soil Cleanup Objective (SSCO) for Protection of Groundwater Soil
 NYSDEC SCOS 2006 Commercial Soil - NYSDEC 2006 Remedial Program Soil Cleanup Objective (SCO) for Commercial Use Soil

Qualifiers:
 J = Estimated value
 J+ = Estimated value, may have a potential positive bias
 J- = Estimated value, may have a potential negative bias

mg/kg = milligrams per kilograms
 N = Normal field sample
 CAS = Chemical Abstract Service
 NYSDEC = New York State Department of Environmental Conservation

Table 1. Convergent Solar, Validated Analytical Results (Soil Detections mg/kg)

Analyte	CAS Number	NYSDEC SCOS 2006 Protection of Groundwater Soil	NYSDEC SSCOS 2010 Protection of Groundwater Soil	NYSDEC SCOS 2006 Commercial Soil	Sample Location	SS-5	SS-5	SS-7	SS-7
					Sample Identification Laboratory ID Sample Date Sample Type	SS-5 (0-0.25) 410-140000-14 8/22/2023 12:08 N	SS-5 (0.75-1) 410-140000-18 8/22/2023 12:08 N	SS-7 (0-0.25) 410-140000-7 8/22/2023 10:08 N	SS-7 (0.75-1) 410-140000-8 8/22/2023 10:08 N
1,1"-Biphenyl	92524								
2,4,5-Trichlorophenol	95954		0.1						
2,4,6-Trichlorophenol	88062								
2-Chloronaphthalene	91587								
2-Methylnaphthalene	91576		36.4						
4-Bromophenyl-phenylether	101553								
4-Chlorophenyl-phenyl ether	7005723								
4-Methylphenol	106445	0.33		500			0.056 J		
Acenaphthene	83329	98		500					
Acenaphthylene	208968	107		500					
Acetophenone	98862						0.032 J		
Aluminum	7429905					23000	29000	29000	44000
Anthracene	120127	1000		500		0.0042 J			
Antimony	7440360					0.25 J-	0.11 J-	0.13 J-	
Arsenic	7440382	16		16		3	3.8	4.5	4.5
Barium	7440393	820		400		180 J+	220 J+	220 J+	340 J+
Benzaldehyde	100527						0.16 J		
Benzene	71432	0.06		44			0.00088 J		
Beryllium	7440417	47		590		1.2	1.3	1.1	1.4
Benzo[a]anthracene	56553	1		5.6		0.005 J		0.0054 J	
Benzo[a]pyrene	50328	22		1				0.0069 J	
Benzo[b]fluoranthene	205992	1.7		5.6		0.0072 J	0.011 J	0.01 J	
Benzo[g,h,i]perylene	191242	1000		500				0.0081 J	
Benzo[k]fluoranthene	207089	1.7		56					
Cadmium	7440439	7.5		9.3		0.12 J	0.3 J	0.14 J	
Calcium	7440702					15000 J	6700 J	2800 J	3800 J
Carbazole	86748								
Chromium	7440473					37	45	44	60
Chrysene	218019	1		56		0.0085 J	0.01 J	0.011 J	0.0046 J
Cobalt	7440484					13	16	23	25
Copper	7440508	1720		270		22	24	24	37
Dibenz[a,h]anthracene	53703	1000		0.56					
Dibenzofuran	132649	210	6.2	350					
Fluoranthene	206440	1000		500		0.014 J	0.013 J	0.012 J	
Fluorene	86737	386		500					
Hexachlorobenzene	118741	3.2	1.4	6					
Hexachlorobutadiene	87683								
Indeno[1,2,3-cd]pyrene	193395	8.2		5.6					
Iron	7439896					26000	31000	34000	44000
Lead	7439921	450		1000		12	18	25	14
Lithium	7439932					28	25	26	28

Table 1. Convergent Solar, Validated Analytical Results (Soil Detections mg/kg)

Analyte	CAS Number	NYSDEC SCOS 2006 Protection of Groundwater Soil	NYSDEC SSCOS 2010 Protection of Groundwater Soil	NYSDEC SCOS 2006 Commercial Soil	Sample Location Sample Identification Laboratory ID Sample Date Sample Type	SS-5	SS-5	SS-7	SS-7
						SS-5 (0-0.25) 410-140000-14 8/22/2023 12:08 N	SS-5 (0.75-1) 410-140000-18 8/22/2023 12:08 N	SS-7 (0-0.25) 410-140000-7 8/22/2023 10:08 N	SS-7 (0.75-1) 410-140000-8 8/22/2023 10:08 N
Magnesium	7439954					10000	9300	8600	12000
Manganese	7439965	2000		10000		540 <i>J-</i>	600 <i>J-</i>	990 <i>J-</i>	540 <i>J-</i>
Mercury	7439976	0.73		2.8		0.023 <i>J</i>	0.037 <i>J</i>	0.04 <i>J</i>	0.026 <i>J</i>
Naphthalene	91203	12		500				0.011 <i>J</i>	
Nickel	7440020	130		310		25	28	28	38
Phenanthrene	85018	1000		500		0.013 <i>J</i>	0.011 <i>J</i>	0.0082 <i>J</i>	
Phenol	108952	0.33		500			0.065		
Potassium	7440097					5300	5900	5500	8500
Pyrene	129000	1000		500		0.012 <i>J</i>	0.013 <i>J</i>	0.013 <i>J</i>	0.0067 <i>J</i>
Selenium	7782492	4		1500		0.15 <i>J</i>	0.27 <i>J</i>	0.32 <i>J</i>	0.16 <i>J</i>
Silver	7440224	8.3		1500		0.052 <i>J</i>	0.073 <i>J</i>	0.058 <i>J</i>	0.17
Sodium	7440235					320	260	180	320
Thallium	7440280					0.3	0.37	0.34	0.47
Toluene	108883	0.7		500					
Vanadium	7440622					55	68	74	83
Zinc	7440666	2480		10000		74	96	95	110

Notes:
 Bold = Exceeds NYSDEC SCOS 2006 Commercial Soil

NYSDEC SCOS 2006 Protection of Groundwater Soil - NYSDEC 2006 Remedial Program Soil Cleanup Objective (SCO) for Protection of Groundwater Soil
 NYSDEC SSCOS 2010 Protection of Groundwater Soil - NYSDEC 2010 Supplemental Soil Cleanup Objective (SSCO) for Protection of Groundwater Soil
 NYSDEC SCOS 2006 Commercial Soil - NYSDEC 2006 Remedial Program Soil Cleanup Objective (SCO) for Commercial Use Soil

Qualifiers:
 J = Estimated value
 J+ = Estimated value, may have a potential positive bias
 J- = Estimated value, may have a potential negative bias

mg/kg = milligrams per kilograms
 N = Normal field sample
 CAS = Chemical Abstract Service
 NYSDEC = New York State Department of Environmental Conservation

Table 1. Convergent Solar, Validated Analytical Results (Soil Detections mg/kg)

Analyte	CAS Number	NYSDEC SCOS 2006 Protection of Groundwater Soil	NYSDEC SSCOS 2010 Protection of Groundwater Soil	NYSDEC SCOS 2006 Commercial Soil	Sample Location	SS-8	SS-8	SS-9	SS-9
					Sample Identification Laboratory ID Sample Date Sample Type	SS-8 (0-0.25) 410-140000-9 8/22/2023 11:08 N	SS-8 (0.75-1) 410-140000-10 8/22/2023 11:08 N	SS-9 (0-0.25) 410-140000-12 8/22/2023 11:08 N	SS-9 (0.75-1) 410-140000-13 8/22/2023 11:08 N
1,1"-Biphenyl	92524								0.074
2,4,5-Trichlorophenol	95954		0.1						0.034 J
2,4,6-Trichlorophenol	88062								0.046 J
2-Chloronaphthalene	91587								0.088
2-Methylnaphthalene	91576		36.4					0.02 J	0.071
4-Bromophenyl-phenylether	101553								0.12
4-Chlorophenyl-phenyl ether	7005723								0.11
4-Methylphenol	106445	0.33		500				0.1	
Acenaphthene	83329	98		500					0.092
Acenaphthylene	208968	107		500					0.064
Acetophenone	98862								
Aluminum	7429905					30000	31000	46000	45000
Anthracene	120127	1000		500					0.12
Antimony	7440360					0.15 J-		0.15 J-	
Arsenic	7440382	16		16		3.9	3.6	4.7	3.8
Barium	7440393	820		400		190 J+	210 J+	240 J+	230 J+
Benzaldehyde	100527								0.078 J
Benzene	71432	0.06		44					
Beryllium	7440417	47		590		0.98	1.2	1.7	1.4
Benzo[a]anthracene	56553	1		5.6					0.068
Benzo[a]pyrene	50328	22		1					0.032
Benzo[b]fluoranthene	205992	1.7		5.6			0.0076 J	0.0098 J	0.038
Benzo[g,h,i]perylene	191242	1000		500					0.015 J
Benzo[k]fluoranthene	207089	1.7		56					0.035
Cadmium	7440439	7.5		9.3		0.54 J	0.057 J	0.2 J	0.13 J
Calcium	7440702					3300 J	2700 J	5600 J	2400 J
Carbazole	86748								
Chromium	7440473					40	46	56	59
Chrysene	218019	1		56		0.0065 J	0.0099 J	0.0096 J	0.07
Cobalt	7440484					17	18	18	15
Copper	7440508	1720		270		19	18	22	18
Dibenz[a,h]anthracene	53703	1000		0.56					0.017 J
Dibenzofuran	132649	210	6.2	350					0.11
Fluoranthene	206440	1000		500		0.0062 J	0.0084 J	0.0098 J	0.096
Fluorene	86737	386		500					0.099
Hexachlorobenzene	118741	3.2	1.4	6					0.19
Hexachlorobutadiene	87683								0.032 J
Indeno[1,2,3-cd]pyrene	193395	8.2		5.6					0.018 J
Iron	7439896					31000	34000	54000	46000
Lead	7439921	450		1000		20	17	21	18
Lithium	7439932					29	30	36	36

Table 1. Convergent Solar, Validated Analytical Results (Soil Detections mg/kg)

Analyte	CAS Number	NYSDEC SCOS 2006 Protection of Groundwater Soil	NYSDEC SSCOS 2010 Protection of Groundwater Soil	NYSDEC SCOS 2006 Commercial Soil	Sample Location Sample Identification Laboratory ID Sample Date Sample Type	SS-8	SS-8	SS-9	SS-9
						SS-8 (0-0.25) 410-140000-9 8/22/2023 11:08 N	SS-8 (0.75-1) 410-140000-10 8/22/2023 11:08 N	SS-9 (0-0.25) 410-140000-12 8/22/2023 11:08 N	SS-9 (0.75-1) 410-140000-13 8/22/2023 11:08 N
Magnesium	7439954					7400	8600	10000	9500
Manganese	7439965	2000		10000		970 <i>J-</i>	1100 <i>J-</i>	1100 <i>J-</i>	840 <i>J-</i>
Mercury	7439976	0.73		2.8		0.052 <i>J</i>	0.041 <i>J</i>	0.055 <i>J</i>	0.051 <i>J</i>
Naphthalene	91203	12		500					0.045
Nickel	7440020	130		310		24	27	33	30
Phenanthrene	85018	1000		500					0.12
Phenol	108952	0.33		500		0.087		0.093	
Potassium	7440097					4500	5500	6700	6900
Pyrene	129000	1000		500		0.0069 <i>J</i>	0.008 <i>J</i>	0.0094 <i>J</i>	0.099
Selenium	7782492	4		1500		0.36 <i>J</i>	0.33 <i>J</i>	0.5 <i>J</i>	0.55 <i>J</i>
Silver	7440224	8.3		1500				0.1 <i>J</i>	0.1 <i>J</i>
Sodium	7440235					180	190	180	180
Thallium	7440280					0.34	0.36	0.41	0.43
Toluene	108883	0.7		500					
Vanadium	7440622					64	73	86	84
Zinc	7440666	2480		10000		97	100	120	110

Notes:
 Bold = Exceeds NYSDEC SCOS 2006 Commercial Soil

NYSDEC SCOS 2006 Protection of Groundwater Soil - NYSDEC 2006 Remedial Program Soil Cleanup Objective (SCO) for Protection of Groundwater Soil
 NYSDEC SSCOS 2010 Protection of Groundwater Soil - NYSDEC 2010 Supplemental Soil Cleanup Objective (SSCO) for Protection of Groundwater Soil
 NYSDEC SCOS 2006 Commercial Soil - NYSDEC 2006 Remedial Program Soil Cleanup Objective (SCO) for Commercial Use Soil

Qualifiers:
 J = Estimated value
 J+ = Estimated value, may have a potential positive bias
 J- = Estimated value, may have a potential negative bias

mg/kg = milligrams per kilograms
 N = Normal field sample
 CAS = Chemical Abstract Service
 NYSDEC = New York State Department of Environmental Conservation

Table 1. Convergent Solar, Validated Analytical Results (Soil Detections mg/kg)

Analyte	CAS Number	NYSDEC SCOS 2006 Protection of Groundwater Soil	NYSDEC SSCOS 2010 Protection of Groundwater Soil	NYSDEC SCOS 2006 Commercial Soil	Sample Location	SS-10	SS-10	SS-11	SS-11
					Sample Identification Laboratory ID Sample Date Sample Type	SS-10 (0-0.25) 410-139126-5 8/14/2023 4:08 N	SS-10 (0.75-1) 410-139126-6 8/14/2023 4:08 N	SS-11 (0-0.25) 410-139126-3 8/14/2023 3:08 N	SS-11 (0.75-1) 410-139126-4 8/14/2023 3:08 N
1,1"-Biphenyl	92524								
2,4,5-Trichlorophenol	95954		0.1						
2,4,6-Trichlorophenol	88062								
2-Chloronaphthalene	91587								
2-Methylnaphthalene	91576		36.4						
4-Bromophenyl-phenylether	101553								
4-Chlorophenyl-phenyl ether	7005723								
4-Methylphenol	106445	0.33		500					
Acenaphthene	83329	98		500					
Acenaphthylene	208968	107		500					
Acetophenone	98862								0.028 J
Aluminum	7429905					27000	39000	33000	35000
Anthracene	120127	1000		500					0.0047 J
Antimony	7440360					0.084 J-			
Arsenic	7440382	16		16		4.5 J	4.8 J	4.5 J	4.8 J
Barium	7440393	820		400		160	230	250	220
Benzaldehyde	100527					0.067 J			0.047 J
Benzene	71432	0.06		44					
Beryllium	7440417	47		590		1.2 J	1.5 J	1.4 J	1.3 J
Benzo[a]anthracene	56553	1		5.6		0.006 J		0.013 J	0.012 J
Benzo[a]pyrene	50328	22		1					0.013 J
Benzo[b]fluoranthene	205992	1.7		5.6				0.034	0.018 J
Benzo[g,h,i]perylene	191242	1000		500				0.066	0.011 J
Benzo[k]fluoranthene	207089	1.7		56				0.024	0.0083 J
Cadmium	7440439	7.5		9.3		0.33 J	0.072 J	0.19 J	0.13 J
Calcium	7440702					3000 J	2200 J	8900 J	2600 J
Carbazole	86748								
Chromium	7440473					42	56	51	50
Chrysene	218019	1		56		0.011 J		0.018 J	0.021 J
Cobalt	7440484					24	13	18	21
Copper	7440508	1720		270		16	20	27	22
Dibenz[a,h]anthracene	53703	1000		0.56				0.051	
Dibenzofuran	132649	210	6.2	350					
Fluoranthene	206440	1000		500		0.017 J		0.018 J	0.03
Fluorene	86737	386		500					
Hexachlorobenzene	118741	3.2	1.4	6					
Hexachlorobutadiene	87683								
Indeno[1,2,3-cd]pyrene	193395	8.2		5.6				0.07	0.01 J
Iron	7439896					35000	46000	38000	40000
Lead	7439921	450		1000		22 J-	15 J-	18 J-	22 J-
Lithium	7439932					28 J	34 J	30 J	32 J

Table 1. Convergent Solar, Validated Analytical Results (Soil Detections mg/kg)

Analyte	CAS Number	NYSDEC SCOS 2006 Protection of Groundwater Soil	NYSDEC SSCOS 2010 Protection of Groundwater Soil	NYSDEC SCOS 2006 Commercial Soil	Sample Location	SS-10	SS-10	SS-11	SS-11
					Sample Identification Laboratory ID	SS-10 (0-0.25)	SS-10 (0.75-1)	SS-11 (0-0.25)	SS-11 (0.75-1)
					Sample Date	410-139126-5	410-139126-6	410-139126-3	410-139126-4
					Sample Type	8/14/2023 4:08	8/14/2023 4:08	8/14/2023 3:08	8/14/2023 3:08
						N	N	N	N
Magnesium	7439954					7700	11000	11000	9500
Manganese	7439965	2000		10000		1700	510	950	980
Mercury	7439976	0.73		2.8		0.053 <i>J</i>	0.031 <i>J</i>	0.065 <i>J</i>	0.043 <i>J</i>
Naphthalene	91203	12		500					0.012 <i>J</i>
Nickel	7440020	130		310		24	30	34	29
Phenanthrene	85018	1000		500				0.01 <i>J</i>	0.016 <i>J</i>
Phenol	108952	0.33		500					
Potassium	7440097					4300	6500	7100	5800
Pyrene	129000	1000		500		0.014 <i>J</i>		0.014 <i>J</i>	0.026
Selenium	7782492	4		1500		0.47 <i>J</i>	0.36 <i>J</i>	0.27 <i>J</i>	0.34 <i>J</i>
Silver	7440224	8.3		1500		0.059 <i>J</i>		0.059 <i>J</i>	0.077 <i>J</i>
Sodium	7440235					150 <i>J-</i>	250 <i>J-</i>	430 <i>J-</i>	180 <i>J-</i>
Thallium	7440280					0.29 <i>J</i>	0.37 <i>J</i>	0.38 <i>J</i>	0.39 <i>J</i>
Toluene	108883	0.7		500					
Vanadium	7440622					77	95	81	84
Zinc	7440666	2480		10000		93	86	100	100

Notes:
 Bold = Exceeds NYSDEC SCOS 2006 Commercial Soil

NYSDEC SCOS 2006 Protection of Groundwater Soil - NYSDEC 2006 Remedial Program Soil Cleanup Objective (SCO) for Protection of Groundwater Soil
 NYSDEC SSCOS 2010 Protection of Groundwater Soil - NYSDEC 2010 Supplemental Soil Cleanup Objective (SSCO) for Protection of Groundwater Soil
 NYSDEC SCOS 2006 Commercial Soil - NYSDEC 2006 Remedial Program Soil Cleanup Objective (SCO) for Commercial Use Soil

Qualifiers:
 J = Estimated value
 J+ = Estimated value, may have a potential positive bias
 J- = Estimated value, may have a potential negative bias

mg/kg = milligrams per kilograms
 N = Normal field sample
 CAS = Chemical Abstract Service
 NYSDEC = New York State Department of Environmental Conservation

Table 1. Convergent Solar, Validated Analytical Results (Soil Detections mg/kg)

Analyte	CAS Number	NYSDEC SCOS 2006 Protection of Groundwater Soil	NYSDEC SSCOS 2010 Protection of Groundwater Soil	NYSDEC SCOS 2006 Commercial Soil	Sample Location Sample Identification Laboratory ID Sample Date Sample Type	TP-1	TP-2	TP-2	TP-3
						TP-1 (1-1.5) 410-140330-5 8/24/2023 10:08 N	TP-2 (1-1.25) 410-140330-3 8/24/2023 9:08 N	TP-2 (5.5-6) 410-140330-4 8/24/2023 9:08 N	TP-3 (1-1.5) 410-140330-1 8/24/2023 8:08 N
1,1"-Biphenyl	92524					0.023 <i>J</i>			
2,4,5-Trichlorophenol	95954		0.1			0.036 <i>J</i>			
2,4,6-Trichlorophenol	88062					0.025 <i>J</i>			
2-Chloronaphthalene	91587					0.024 <i>J</i>			
2-Methylnaphthalene	91576		36.4			0.015 <i>J</i>			0.012 <i>J</i>
4-Bromophenyl-phenylether	101553					0.062			
4-Chlorophenyl-phenyl ether	7005723					0.041 <i>J</i>			
4-Methylphenol	106445	0.33		500					
Acenaphthene	83329	98		500		0.031			
Acenaphthylene	208968	107		500		0.017 <i>J</i>	0.032		
Acetophenone	98862								
Aluminum	7429905					34000	35000	28000	44000
Anthracene	120127	1000		500		0.058 <i>J-</i>	0.012 <i>J</i>		
Antimony	7440360						0.12 <i>J-</i>		
Arsenic	7440382	16		16		3.7	4.1	3.8	4.7
Barium	7440393	820		400		290	220	270	330
Benzaldehyde	100527								
Benzene	71432	0.06		44					
Beryllium	7440417	47		590		1.3	1.4	1.3	1.8
Benzo[a]anthracene	56553	1		5.6		0.091	0.061		
Benzo[a]pyrene	50328	22		1		0.027 <i>J-</i>	0.087		
Benzo[b]fluoranthene	205992	1.7		5.6		0.053	0.12		
Benzo[g,h,i]perylene	191242	1000		500		0.02 <i>J</i>	0.077		
Benzo[k]fluoranthene	207089	1.7		56		0.041 <i>J-</i>	0.046		
Cadmium	7440439	7.5		9.3		0.36 <i>J</i>	0.2 <i>J</i>	0.13 <i>J</i>	0.07 <i>J</i>
Calcium	7440702					5700	3900	48000	3900
Carbazole	86748					0.031 <i>J-</i>			
Chromium	7440473					40	48	44	61
Chrysene	218019	1		56		0.1	0.1		
Cobalt	7440484					14 <i>J</i>	19 <i>J</i>	14 <i>J</i>	22 <i>J</i>
Copper	7440508	1720		270		21	22	27	33
Dibenz[a,h]anthracene	53703	1000		0.56		0.02 <i>J</i>	0.018 <i>J</i>		
Dibenzofuran	132649	210	6.2	350		0.06			
Fluoranthene	206440	1000		500		0.14 <i>J-</i>	0.11		
Fluorene	86737	386		500		0.044			
Hexachlorobenzene	118741	3.2	1.4	6		0.067			
Hexachlorobutadiene	87683								
Indeno[1,2,3-cd]pyrene	193395	8.2		5.6		0.024	0.075		
Iron	7439896					32000	38000	37000	48000
Lead	7439921	450		1000		11 <i>J+</i>	25 <i>J+</i>	10 <i>J+</i>	20 <i>J+</i>
Lithium	7439932					22	19 <i>J</i>	27	12

Table 1. Convergent Solar, Validated Analytical Results (Soil Detections mg/kg)

Analyte	CAS Number	NYSDEC SCOS 2006 Protection of Groundwater Soil	NYSDEC SSCOS 2010 Protection of Groundwater Soil	NYSDEC SCOS 2006 Commercial Soil	Sample Location Sample Identification Laboratory ID Sample Date Sample Type	TP-1	TP-2	TP-2	TP-3
						TP-1 (1-1.5) 410-140330-5 8/24/2023 10:08 N	TP-2 (1-1.25) 410-140330-3 8/24/2023 9:08 N	TP-2 (5.5-6) 410-140330-4 8/24/2023 9:08 N	TP-3 (1-1.5) 410-140330-1 8/24/2023 8:08 N
Magnesium	7439954					6800	9900	23000	12000
Manganese	7439965	2000		10000		1400 <i>J</i>	860 <i>J</i>	730 <i>J</i>	810 <i>J</i>
Mercury	7439976	0.73		2.8		0.044 <i>J</i>	0.051 <i>J</i>		0.037 <i>J</i>
Naphthalene	91203	12		500		0.0096 <i>J</i>			0.063
Nickel	7440020	130		310		39 <i>J</i>	29 <i>J</i>	33 <i>J</i>	40 <i>J</i>
Phenanthrene	85018	1000		500		0.1 <i>J-</i>	0.031		
Phenol	108952	0.33		500					
Potassium	7440097					5800	6000	8000	8700
Pyrene	129000	1000		500		0.13 <i>J-</i>	0.11		
Selenium	7782492	4		1500		0.18 <i>J</i>	0.41		0.26 <i>J</i>
Silver	7440224	8.3		1500		0.096	0.055 <i>J</i>	0.036 <i>J</i>	
Sodium	7440235					190	200	980	280
Thallium	7440280					0.34	0.37	0.32	0.44
Toluene	108883	0.7		500			0.00091 <i>J</i>		0.0017 <i>J</i>
Vanadium	7440622					57 <i>J+</i>	75 <i>J+</i>	65 <i>J+</i>	89 <i>J+</i>
Zinc	7440666	2480		10000		62	100	82	110

Notes:
 Bold = Exceeds NYSDEC SCOS 2006 Commercial Soil

NYSDEC SCOS 2006 Protection of Groundwater Soil - NYSDEC 2006 Remedial Program Soil Cleanup Objective (SCO) for Protection of Groundwater Soil
 NYSDEC SSCOS 2010 Protection of Groundwater Soil - NYSDEC 2010 Supplemental Soil Cleanup Objective (SSCO) for Protection of Groundwater Soil
 NYSDEC SCOS 2006 Commercial Soil - NYSDEC 2006 Remedial Program Soil Cleanup Objective (SCO) for Commercial Use Soil

Qualifiers:
 J = Estimated value
 J+ = Estimated value, may have a potential positive bias
 J- = Estimated value, may have a potential negative bias

mg/kg = milligrams per kilograms
 N = Normal field sample
 CAS = Chemical Abstract Service
 NYSDEC = New York State Department of Environmental Conservation

Table 1. Convergent Solar, Validated Analytical Results (Soil Detections mg/kg)

Analyte	CAS Number	NYSDEC SCOS 2006 Protection of Groundwater Soil	NYSDEC SSCOS 2010 Protection of Groundwater Soil	NYSDEC SCOS 2006 Commercial Soil	Sample Location	TP-3	TP-4	TP-4	TP-5
					Sample Identification Laboratory ID	TP-3 (4-4.25) 410-140330-2	TP-4 (0.33-1.33) 410-140330-6	TP-4 (5.5-6.5) 410-140330-7	TP-5 (1.17-2.17) 410-140330-8
					Sample Date	8/24/2023 8:08	8/24/2023 11:08	8/24/2023 11:08	8/24/2023 12:08
					Sample Type	N	N	N	N
1,1"-Biphenyl	92524								
2,4,5-Trichlorophenol	95954		0.1						
2,4,6-Trichlorophenol	88062								
2-Chloronaphthalene	91587								
2-Methylnaphthalene	91576		36.4						
4-Bromophenyl-phenylether	101553								
4-Chlorophenyl-phenyl ether	7005723								
4-Methylphenol	106445	0.33		500					
Acenaphthene	83329	98		500					
Acenaphthylene	208968	107		500					
Acetophenone	98862								
Aluminum	7429905					7400	53000	27000	48000
Anthracene	120127	1000		500					
Antimony	7440360						0.093 J-		
Arsenic	7440382	16		16		1.3	4.6	3.6	4
Barium	7440393	820		400		65	360	250	310
Benzaldehyde	100527								
Benzene	71432	0.06		44					
Beryllium	7440417	47		590		0.31	1.8	1.3	1.5
Benzo[a]anthracene	56553	1		5.6					
Benzo[a]pyrene	50328	22		1					
Benzo[b]fluoranthene	205992	1.7		5.6			0.005 J		
Benzo[g,h,i]perylene	191242	1000		500					
Benzo[k]fluoranthene	207089	1.7		56					
Cadmium	7440439	7.5		9.3			0.095 J	0.11 J	0.048 J
Calcium	7440702					190000	4300	47000	5000
Carbazole	86748								
Chromium	7440473					12	65	43	64
Chrysene	218019	1		56					
Cobalt	7440484					3.8 J	20 J	14 J	16 J
Copper	7440508	1720		270		7	38	27	27
Dibenz[a,h]anthracene	53703	1000		0.56					
Dibenzofuran	132649	210	6.2	350					
Fluoranthene	206440	1000		500			0.0048 J		
Fluorene	86737	386		500					
Hexachlorobenzene	118741	3.2	1.4	6					
Hexachlorobutadiene	87683								
Indeno[1,2,3-cd]pyrene	193395	8.2		5.6					
Iron	7439896					9800	51000	36000	46000
Lead	7439921	450		1000		4.2 J+	17 J+	10 J+	16 J+
Lithium	7439932						36	26	15

Table 1. Convergent Solar, Validated Analytical Results (Soil Detections mg/kg)

Analyte	CAS Number	NYSDEC SCOS 2006 Protection of Groundwater Soil	NYSDEC SSCOS 2010 Protection of Groundwater Soil	NYSDEC SCOS 2006 Commercial Soil	Sample Location	TP-3	TP-4	TP-4	TP-5
					Sample Identification	TP-3 (4-4.25)	TP-4 (0.33-1.33)	TP-4 (5.5-6.5)	TP-5 (1.17-2.17)
					Laboratory ID	410-140330-2	410-140330-6	410-140330-7	410-140330-8
					Sample Date	8/24/2023 8:08	8/24/2023 11:08	8/24/2023 11:08	8/24/2023 12:08
					Sample Type	N	N	N	N
Magnesium	7439954					14000	13000	20000	13000
Manganese	7439965	2000		10000		370 <i>J</i>	600 <i>J</i>	630 <i>J</i>	490 <i>J</i>
Mercury	7439976	0.73		2.8			0.042 <i>J</i>		0.027 <i>J</i>
Naphthalene	91203	12		500					
Nickel	7440020	130		310		7.6 <i>J</i>	43 <i>J</i>	31 <i>J</i>	36 <i>J</i>
Phenanthrene	85018	1000		500					
Phenol	108952	0.33		500					
Potassium	7440097					2100	9200	7700	7600
Pyrene	129000	1000		500			0.0058 <i>J</i>		
Selenium	7782492	4		1500			0.24 <i>J</i>		0.33 <i>J</i>
Silver	7440224	8.3		1500					0.072 <i>J</i>
Sodium	7440235					240	250	940	220
Thallium	7440280					0.097	0.47	0.3	0.46
Toluene	108883	0.7		500		0.00086 <i>J</i>	0.00096 <i>J</i>	0.00081 <i>J</i>	
Vanadium	7440622					18 <i>J+</i>	91 <i>J+</i>	64 <i>J+</i>	90 <i>J+</i>
Zinc	7440666	2480		10000		17 <i>J</i>	120	77	100

Notes:
 Bold = Exceeds NYSDEC SCOS 2006 Commercial Soil

NYSDEC SCOS 2006 Protection of Groundwater Soil - NYSDEC 2006 Remedial Program Soil Cleanup Objective (SCO) for Protection of Groundwater Soil
 NYSDEC SSCOS 2010 Protection of Groundwater Soil - NYSDEC 2010 Supplemental Soil Cleanup Objective (SSCO) for Protection of Groundwater Soil
 NYSDEC SCOS 2006 Commercial Soil - NYSDEC 2006 Remedial Program Soil Cleanup Objective (SCO) for Commercial Use Soil

Qualifiers:
 J = Estimated value
 J+ = Estimated value, may have a potential positive bias
 J- = Estimated value, may have a potential negative bias

mg/kg = milligrams per kilograms
 N = Normal field sample
 CAS = Chemical Abstract Service
 NYSDEC = New York State Department of Environmental Conservation

Table 1. Convergent Solar, Validated Analytical Results (Soil Detections mg/kg)

Analyte	CAS Number	NYSDEC SCOS 2006 Protection of Groundwater Soil	NYSDEC SSCOS 2010 Protection of Groundwater Soil	NYSDEC SCOS 2006 Commercial Soil	Sample Location Sample Identification Laboratory ID Sample Date Sample Type	TP-5 TP-5 (7.5-8.5) 410-140330-9 8/24/2023 12:08 N
1,1"-Biphenyl	92524					
2,4,5-Trichlorophenol	95954		0.1			
2,4,6-Trichlorophenol	88062					
2-Chloronaphthalene	91587					
2-Methylnaphthalene	91576		36.4			
4-Bromophenyl-phenylether	101553					
4-Chlorophenyl-phenyl ether	7005723					
4-Methylphenol	106445	0.33		500		
Acenaphthene	83329	98		500		
Acenaphthylene	208968	107		500		
Acetophenone	98862					
Aluminum	7429905					8600
Anthracene	120127	1000		500		
Antimony	7440360					
Arsenic	7440382	16		16		1.7
Barium	7440393	820		400		91
Benzaldehyde	100527					
Benzene	71432	0.06		44		
Beryllium	7440417	47		590		0.37
Benzo[a]anthracene	56553	1		5.6		
Benzo[a]pyrene	50328	22		1		
Benzo[b]fluoranthene	205992	1.7		5.6		
Benzo[g,h,i]perylene	191242	1000		500		
Benzo[k]fluoranthene	207089	1.7		56		
Cadmium	7440439	7.5		9.3		0.11 J
Calcium	7440702					170000
Carbazole	86748					
Chromium	7440473					15
Chrysene	218019	1		56		
Cobalt	7440484					5.2 J
Copper	7440508	1720		270		9.7
Dibenz[a,h]anthracene	53703	1000		0.56		
Dibenzofuran	132649	210	6.2	350		
Fluoranthene	206440	1000		500		
Fluorene	86737	386		500		
Hexachlorobenzene	118741	3.2	1.4	6		
Hexachlorobutadiene	87683					
Indeno[1,2,3-cd]pyrene	193395	8.2		5.6		
Iron	7439896					12000
Lead	7439921	450		1000		4.3 J+
Lithium	7439932					

Table 1. Convergent Solar, Validated Analytical Results (Soil Detections mg/kg)

Analyte	CAS Number	NYSDEC SCOS 2006 Protection of Groundwater Soil	NYSDEC SSCOS 2010 Protection of Groundwater Soil	NYSDEC SCOS 2006 Commercial Soil	Sample Location	TP-5
					Sample Identification Laboratory ID	TP-5 (7.5-8.5) 410-140330-9
					Sample Date	8/24/2023 12:08
					Sample Type	N
Magnesium	7439954					18000
Manganese	7439965	2000		10000		520 <i>J</i>
Mercury	7439976	0.73		2.8		
Naphthalene	91203	12		500		
Nickel	7440020	130		310		10 <i>J</i>
Phenanthrene	85018	1000		500		
Phenol	108952	0.33		500		
Potassium	7440097					2700
Pyrene	129000	1000		500		
Selenium	7782492	4		1500		
Silver	7440224	8.3		1500		
Sodium	7440235					390
Thallium	7440280					0.11
Toluene	108883	0.7		500		0.00064 <i>J</i>
Vanadium	7440622					23 <i>J+</i>
Zinc	7440666	2480		10000		23 <i>J</i>

Notes:
 Bold = Exceeds NYSDEC SCOS 2006 Commercial Soil

NYSDEC SCOS 2006 Protection of Groundwater Soil - NYSDEC 2006 Remedial Program Soil Cleanup Objective (SCO) for Protection of Groundwater Soil
 NYSDEC SSCOS 2010 Protection of Groundwater Soil - NYSDEC 2010 Supplemental Soil Cleanup Objective (SSCO) for Protection of Groundwater Soil
 NYSDEC SCOS 2006 Commercial Soil - NYSDEC 2006 Remedial Program Soil Cleanup Objective (SCO) for Commercial Use Soil

Qualifiers:
 J = Estimated value
 J+ = Estimated value, may have a potential positive bias
 J- = Estimated value, may have a potential negative bias

mg/kg = milligrams per kilograms
 N = Normal field sample
 CAS = Chemical Abstract Service
 NYSDEC = New York State Department of Environmental Conservation

Table 2. Convergent Solar, Validated Analytical Results (Groundwater Detections ug/L)

Analyte	CAS Number	National Primary Drinking Water Regulations 2009	NYSDEC 1998 class GA	UCMR3 2017 Drinking Water	Sample Location	PW-13199-01	PW-28110-01	PW-28121-01	PW-28155-01
					Sample Identification	13199_20230804	28110_20230804	28121_20230804	28155_20230804
					Laboratory ID	CO67292	CO67291	CO67295	CO67293
					Sample Date	45142.08889	45142.42222	45142.46389	45142.42222
					Sample Type	N	N	N	N
Benzo[a]anthracene	56553		0.002						
Benzo[a]pyrene*	50328	0.2							
Benzo[b]fluoranthene	205992		0.002						
Benzo[k]fluoranthene	207089		0.002						
Indeno[1,2,3-cd]pyrene	193395		0.002						
Total Polycyclic Aromatic Hydrocarbons (ND = 0)*		0.2							
Calcium	7440702					151000	124000	111000	125000
Cobalt	7440484			70					12
Iron	7439896					20	6270	2510	28800
Lead	7439921	15	25			3	2	2	11
Manganese	7439965					33	244	16	9560
Nickel	7440020		100			4	4	2	35
Zinc	7440666		2000			60	33	12	19

Notes:
 Bold = Exceeds NYSDEC 1998 class GA
 Underline = Exceeds National Primary Drinking Water Regulations 2009

* Criteria value for PAHs applied to Benzo[a]pyrene and Total Polycyclic Aromatic Hydrocarbons (ND = 0) where non-detect equals zero

National Primary Drinking Water Regulations 2009 - National Primary Drinking Water Regulations using Maximum Contaminant Level (MCL) or Treatment Technique (TT) - EPA May 2009
 NYSDEC 1998 class GA - NYSDEC 1998 class GA ambient water quality standards
 UCMR3 2017 Drinking Water - The Third Unregulated Contaminant Monitoring Rule (UCMR 3): Data Summary, January 2017

Qualifiers:
 J = Estimated value

ug/L = micrograms per liter
 CAS = Chemical Abstract Service
 N = Normal field sample
 FD = Field duplicate
 NYSDEC = New York State Department of Environmental Conservation
 UCMR3 = Third Unregulated Monitoring Rule

Table 2. Convergent Solar, Validated Analytical Results (Groundwater Detections ug/L)

Analyte	CAS Number	National Primary Drinking Water Regulations 2009	NYSDEC 1998 class GA	UCMR3 2017 Drinking Water	Sample Location	PW-28177-01	PW-28219-01	PW-28219-01	PW-28247-01
					Sample Identification	28177_20230804	28219_20230804	DUP_20230804	28247_20230804
					Laboratory ID	CO67299	CO67289	CO67288	CO67301
					Sample Date	45142.46389	45142.50556	45142.50556	45142.04722
					Sample Type	N	N	FD	N
Benzo[a]anthracene	56553		0.002						0.02
Benzo[a]pyrene*	50328	0.2							0.03
Benzo[b]fluoranthene	205992		0.002						0.03
Benzo[k]fluoranthene	207089		0.002						0.02
Indeno[1,2,3-cd]pyrene	193395		0.002						
Total Polycyclic Aromatic Hydrocarbons (ND = 0)*		0.2							0.1
Calcium	7440702					122000	134000		76300
Cobalt	7440484			70					
Iron	7439896					561	128	110	4720
Lead	7439921	15	25			3	14		5
Manganese	7439965					92	4	3	112
Nickel	7440020		100			7	3 <i>J</i>	30 <i>J</i>	5
Zinc	7440666		2000			4	20		15

Notes:
 Bold = Exceeds NYSDEC 1998 class GA
 Underline = Exceeds National Primary Drinking Water Regulations 2009

* Criteria value for PAHs applied to Benzo[a]pyrene and Total Polycyclic Aromatic Hydrocarbons (ND = 0) where non-detect equals zero

National Primary Drinking Water Regulations 2009 - National Primary Drinking Water Regulations using Maximum Contaminant Level (MCL) or Treatment Technique (TT) - EPA May 2
 NYSDEC 1998 class GA - NYSDEC 1998 class GA ambient water quality standards
 UCMR3 2017 Drinking Water - The Third Unregulated Contaminant Monitoring Rule (UCMR 3): Data Summary, January 2017

Qualifiers:
 J = Estimated value

ug/L = micrograms per liter
 CAS = Chemical Abstract Service
 N = Normal field sample
 FD = Field duplicate
 NYSDEC = New York State Department of Environmental Conservation
 UCMR3 = Third Unregulated Monitoring Rule

Table 2. Convergent Solar, Validated Analytical Results (Groundwater Detections ug/L)

Analyte	CAS Number	National Primary Drinking Water Regulations 2009	NYSDEC 1998 class GA	UCMR3 2017 Drinking Water	Sample Location	PW-28273-01	PW-28289-01	PW-28317-01	PW-28399-01
					Sample Identification	28272_20230804	28289_20230804	28317_20230804	28399_20230804
					Laboratory ID	CO67294	CO67298	CO67300	CO67297
					Sample Date	45142.50556	45142.04722	45142.08889	45142.08889
					Sample Type	N	N	N	N
Benzo[a]anthracene	56553		0.002						
Benzo[a]pyrene*	50328	0.2							0.04
Benzo[b]fluoranthene	205992		0.002						0.04
Benzo[k]fluoranthene	207089		0.002						0.04
Indeno[1,2,3-cd]pyrene	193395		0.002						0.14
Total Polycyclic Aromatic Hydrocarbons (ND = 0)*		0.2							<u>0.26</u>
Calcium	7440702					89500	101000	105000	71000
Cobalt	7440484			70					
Iron	7439896					169	3030	1190	79
Lead	7439921	15	25				5	1	14
Manganese	7439965					6	86	33	3
Nickel	7440020		100			1	6	2	5
Zinc	7440666		2000				13		329


Notes:
 Bold = Exceeds NYSDEC 1998 class GA
 Underline = Exceeds National Primary Drinking Water Regulations 2009

* Criteria value for PAHs applied to Benzo[a]pyrene and Total Polycyclic Aromatic Hydrocarbons (ND = 0) where non-detect equals zero

National Primary Drinking Water Regulations 2009 - National Primary Drinking Water Regulations using Maximum Contaminant Level (MCL) or Treatment Technique (TT) - EPA May 2
 NYSDEC 1998 class GA - NYSDEC 1998 class GA ambient water quality standards
 UCMR3 2017 Drinking Water - The Third Unregulated Contaminant Monitoring Rule (UCMR 3): Data Summary, January 2017

Qualifiers:
 J = Estimated value

ug/L = micrograms per liter
 CAS = Chemical Abstract Service
 N = Normal field sample
 FD = Field duplicate
 NYSDEC = New York State Department of Environmental Conservation
 UCMR3 = Third Unregulated Monitoring Rule

	SAFETY DATA SHEET	Version: R0001.0001
		Date of issue: 2017-11-02
	LGCHEM JH4 Lithium-Ion Battery Cell	Revision date: 2017-11-02
		Change List: see Section 16

Copyright 2015. LG Chem, Ltd. all rights reserved.

1. IDENTIFICATION

A. Product name

- LGCHEM JH4 Lithium-Ion Battery Cell

B. Recommended use and restriction on use

- General use : Rechargeable Lithium-Ion Battery
 - Restriction on use : Not available

C. Manufacturer / Supplier / Distributor information

o Manufacturer information

- Company name : LG Chem Ltd.
 - Address : LG Twin Tower, Youido-Dong, Youngdeungpo-Ku, Seoul, Korea
 - Telephone number : +82-2-3773-6740
 - E-mail address : lkblive@lgchem.com

o Supplier/Distributor information

- Company name : LG Chem Ltd.
 - Address : LG Twin Tower, Youido-Dong, Youngdeungpo-Ku, Seoul, Korea
 - Telephone number : +82-2-3773-6740
 - E-mail address : lkblive@lgchem.com

Legal Remark

U.S.A

- The Occupational Safety and Health Administration (OSHA) Hazard Communication Standard, 29 CFR Subpart 1910.1200 does not apply to various subcategories including anything defined by OSHA as an "article". The products are defined as "articles", and are exempted from the requirements for Material Safety Data Sheets.

EU

- The products are no "substances" or "mixtures" according to Regulation (EC) No 1907/2006 EC. Instead they have to be regarded as "articles", no substances are intended to be released during handling. Therefore there is no obligation to supply a Safety Data Sheet according to Regulation (EC) 1907/2006, Article 31.

General remark

- This Safety Data Sheet is provided as a service to our customers. This information is based on our current knowledge and is intended to describe the product for the purposes of health, safety and environmental requirements only.
 - It should not therefore be construed as guaranteeing any specific property of the product.

2. HAZARD IDENTIFICATION

A. GHS Classification

- No classification is presented since the product is legally an article rather than chemical substance or mixture according to The Occupational Safety and Health Administration (OSHA) Hazard Communication Standard, 29 CFR Subpart 1910.1200

B. GHS label elements

- Not applicable

C. Other hazards which do not result in classification :

- Not available

3. COMPOSITION/INFORMATION ON INGREDIENTS

Chemical Name	Trade names and Synonyms	CAS No.	Content(%)
Aluminium	Aluminium Foil	7429-90-5	2-10
Metal Oxide (proprietary)			20-50
1,1-Difluoroethene homopolymer	Polyvinylidene Fluoride (PVDF)	24937-79-9	<5
Copper	Copper Foil	7440-50-8	5-20
Carbon (proprietary)		7440-44-0	10-20
Electrolyte (proprietary)			10-20
Aluminum, Copper plate and inert materials		Not applicable	Remainder

Lithium-equivalent Content: 21.28g (266 Wh)

4. FIRST AID MEASURES**A. Eye contact**

- Not a health hazard.

B. Skin contact

- Not a health hazard.

C. Inhalation contact

- Not a health hazard.

D. Ingestion contact

- Get medical attention immediately.

IF EXPOSURE TO INTERNAL MATERIALS WITHIN CELL DUE TO DAMAGED OUTER CASING, THE FOLLOWING ACTIONS ARE RECOMMENDED :

- Obtain special instructions before use.
- Do not handle until all safety precautions have been read and understood.
- Keep away from heat/sparks/open flames/hot surfaces.
- Keep/Store away from clothing /combustible materials.
- Do not breathe dust/fume/gas/mist/vapours/spray.
- Do not get in eyes, on skin, or on clothing.
- Avoid release to the environment.
- Wear protective gloves/protective clothing/eye protection/face protection.
- Use personal protective equipment as required.

A. Eye contact

- Rinse cautiously with water for several minutes. Remove contact lenses, if present and easy to do. Continue rinsing.
- Get medical attention immediately.

B. Skin contact

- Wash with plenty of soap and water.
- Remove/Take off immediately all contaminated clothing. Rinse skin with water/shower.
- Take off contaminated clothing and wash it before reuse.
- Get medical attention immediately.
- If skin irritation or rash occurs, Get medical advice/attention.
- Wear gloves when washing the patient, and please avoid contact with contaminated clothing.

C. Inhalation contact

- Remove victim to fresh air and keep at rest in a position comfortable for breathing.
- Take specific treatment if needed.
- Get immediate medical advice/attention.
- If breathing is stopped or irregular, give artificial respiration and supply oxygen.

D. Ingestion contact

- Rinse mouth.
- Immediately call a POISON CENTER or doctor/physician.
- Get immediate medical advice/attention.
- About whether I should induce vomiting Take the advice of a doctor.

E. Delayed and immediate effects and also chronic effects from short and long term exposure

- Not available

F. Notes to physician

- Notify medical personnel of contaminated situations and have them take appropriate protective measures.

5. FIREFIGHTING MEASURES**A. Suitable (Unsuitable) extinguishing media**

- Use extinguishing media suitable for the materials that are burning.

B. Specific hazards arising from the chemical

- Cell is not flammable but internal organic material will burn if the cell is incinerated. Combustion products include, but are not limited to hydrogen fluoride, carbon monoxide and carbon dioxide.

C. Special protective actions for firefighters

- Notify your local firestation and inform the location of the fire and characteristics hazard.
- Avoid inhalation of materials or combustion by-products.
- Use appropriate extinguishing measure suitable for surrounding fire.
- Wear appropriate protective equipment.
- Use fire fighting procedures suitable for surrounding area.
- If possible, remove cell(s) from fire fighting area. If heated above 150°C, cell(s) may combust/vent.
- Use NIOSH/MSHA approved full-face self-contained breathing apparatus (SCBA) with full protective gear.

6. ACCIDENTAL RELEASE MEASURES**A. Personal precautions, protective equipment and emergency procedures**

- Protective equipment: Wear proper protective equipment
- Emergency procedures:
 - On Land
Place material into suitable containers and call local fire/police department.
 - In Water
If possible, remove from water and call local fire/police department.
- If required, notify relevant authorities according to all applicable regulations.

B. Environmental precautions

- Prevent runoff and contact with waterways, drains or sewers.
- Advise emergency services.

C. Methods and materials for containment and cleaning up

- Control personal contact by using protective equipment.
- Prevent, by any means available, containment from entering drains or water course.
- Dispose of waste in accordance with local regulation.

7. HANDLING AND STORAGE**A. Precautions for safe handling**

- No special protective clothing required for handling individual cells.
- Do not expose battery or cell to extreme temperatures or fire.
- Do not disassemble, crush or puncture battery.
- Do not overcharge or over discharge the battery.
- Do not connect (short circuit) positive and negative terminals.
- Do not place the batteries on conductive metal.

B. Conditions for safe storage, including any incompatibilities

- Store in a cool, dry place.

8. EXPOSURE CONTROLS/PERSONAL PROTECTION**A. Exposure limits**

- o **ACGIH TLV**
 - Not available
- o **OSHA PEL**
 - Not available

B. Engineering controls

- Keep away from heat and open flame.
- Store in cool and dry place.

C. Personal protective equipment

- o **Respiratory protection**
 - Not required during normal operations.
 - SCBA required in the event of fire.
- o **Eye protection**
 - Not required beyond safety practices of employer.
- o **Hand protection**
 - Not required for handling of cells.
- o **Skin protection**
 - Steel toed shoes recommended for large container handling.
- o **Others**
 - Not available

9. PHYSICAL AND CHEMICAL PROPERTIES

A. Appearance	
- Appearance	Solid
- Color	Not available
B. Odor	Not available
C. Odor threshold	Not available
D. pH	Not available
E. Melting point/Freezing point	Not available
F. Initial Boiling Point/Boiling Ranges	Not available
G. Flash point	Not available
H. Evaporation rate	Not available
I. Flammability(solid, gas)	Not available
J. Upper/Lower Flammability or explosive limits	Not available
K. Vapour pressure	Not available
L. Solubility	Insoluble
M. Vapour density	Not available
N. Specific gravity(Relative density)	Not available
O. Partition coefficient of n-octanol/water	Not available
P. Autoignition temperature	Not available

Q. Decomposition temperature	Not available
R. Viscosity	Not available
S. Molecular weight	Not available

10. STABILITY AND REACTIVITY

A. Chemical Stability

- None during normal operating conditions.

B. Possibility of hazardous reactions

- None during normal operating conditions.

C. Conditions to avoid

- Avoid exposure to heat, open flame, and corrosives.
- Do not puncture, crush or incinerate.

D. Incompatible materials

- None during normal operating conditions.

E. Hazardous decomposition products

- None during normal operating conditions.
- If cells are damaged, hydrogen fluoride and carbon monoxide may be released.

11. TOXICOLOGICAL INFORMATION

A. Information on the likely routes of exposure

- **(Respiratory tracts)**
 - None during normal operating conditions.
- **(Oral)**
 - None during normal operating conditions.
- **(Eye/Skin)**
 - None during normal operating conditions.

B. Delayed and immediate effects and also chronic effects from short and long term exposure

- **Acute toxicity**
 - * **Oral**
 - This product does not elicit toxicological properties during routine handling and use.
 - * **Dermal**
 - This product does not elicit toxicological properties during routine handling and use.
 - * **Inhalation**
 - This product does not elicit toxicological properties during routine handling and use.
- **Skin corrosion/irritation**
 - No irritation.
 - If the cells are opened through misuse or damage, discard immediately. Internal components of cell are irritants and sensitizers.
- **Serious eye damage/irritation**
 - Not available
- **Respiratory sensitization**
 - Not available
- **Skin sensitization**
 - No sensitization.
 - If the cells are opened through misuse or damage, discard immediately. Internal components of cell are irritants and sensitizers.
- **Carcinogenicity**
 - Not available
- **Germ cell mutagenicity**
 - Not available
- **Reproductive toxicity**
 - This product does not elicit toxicological properties during routine handling and use.
- **STOT-single exposure**
 - Not available

- **STOT-repeated exposure**
 - Not available
- **Aspiration hazard**
 - Not available

12. ECOLOGICAL INFORMATION

A. Ecotoxicity

- **Fish**
 - Not available
- **Crustaceans**
 - Not available
- **Algae**
 - Not available

B. Persistence and degradability

- **Persistence**
 - Not available
- **Degradability**
 - Not available

C. Bioaccumulative potential

- **Bioaccumulative potential**
 - Some materials within the cell are bioaccumulative. Under normal conditions, these materials are contained and pose no risk to persons or the surrounding environment.
- **Biodegradation**
 - Not available

D. Mobility in soil

- Not available

E. Other adverse effects

- Not available

13. DISPOSAL CONSIDERATIONS

A. Disposal methods

- Dispose of according to all federal, state, and local regulations.
 - Follow Directive 2006/66/EC.
 - California regulated debris
 - RCRA Waste Code : Non regulated

B. Special precautions for disposal

- Not available

14. TRANSPORT INFORMATION

A. UN No.

- 3480 / 3481

B. Proper shipping name

- Lithium Ion Batteries / Lithium Ion Batteries contained in equipment

C. Hazard Class

- Class 9
- Hazard label: Miscellaneous

D. Packing group

- II

E. Marine pollutant

- Not available

F. Special precautions for user related to transport or transportation measures**ICAO/IATA**

- Packing Instruction: 965, 967
- Maximum Gross Weight per Package on Passenger and Cargo Aircraft: 5 kg
- Maximum Gross Weight per Package on Cargo Only Aircraft: 35 kg
- Special Provision: A45, A88, A99

IMO

- Packing Instruction: P903
- Special Provision: 188, 230, 310, 957
- EmS: F-A, S-I

US DOT

- This product is not subject to any other requirements of dangerous goods under 49
- CFR 173.185 (Lithium Batteries and Cells).

15. REGULATORY INFORMATION**A. National and/or international regulatory information**

- o **Information of EU Classification**
 - Information according to Regulation (EC) No 1272/2008 [CLP]
 - Information according to Directive 67/548/EEC
- o **U.S. Federal regulations**
 - Information according to ISHA
 - Information according to TCCA and other chemical management regulations
 - Dangerous Substances Safety Management Act
 - Regulation of Disposal
 - OSHA hazard communication standard (29 CFR 1910.1200)
 - Hazardous Non-hazardous

16. OTHER INFORMATION**A. Reference**

- This information is based on our present state of knowledge. It shall describe our products regarding safety requirements and shall not be construed as a guarantee or statement of condition and/or quality
- Information contained in this safety data sheet is based on LG Chem owned data and public sources deemed valid or acceptable. The absence of data elements indicates, that no data meeting these requirements is available

B. Issue date

- 2017-11-02

C. Revision number and Last date revised

- R1.1: Established / 2017-11-02

D. Other

- This SDS is prepared according to the Globally Harmonized System (GHS).



SAFETY DATA SHEET

Date of printing	2018-08-27
Date of issue/ Date of revision	2018-08-27
Date of previous issue	2017-09-07
Version	3

SECTION 1: Identification of the substance/mixture and of the company/undertaking

1.1 Product identifier

Product name	NYTRO® IZAR I
Product description	Insulating oil
Product type	Liquid.
MARPOL Annex 1	Oils

1.2 Relevant identified uses of the substance or mixture and uses advised against

Identified uses	
<input checked="" type="checkbox"/>	Use in functional fluids - Industrial
<input type="checkbox"/>	Use in functional fluids - Professional
Uses advised against	Reason
This product must not be used in applications other than those recommended in Section 1, without first seeking the advice of the supplier.	-

1.3 Details of the supplier of the safety data sheet

Supplier/Manufacturer	Head office: Nynas AB P.O. Box 10700 SE-121 29 Stockholm SWEDEN +46 8 602 12 00 (Office hours 8 am - 4.30 pm (CET)) www.nynas.com
e-mail address of person responsible for this SDS	ProductHSE@nynas.com

1.4 Emergency telephone number

Telephone number	+44 (0) 1235 239 670
Hours of operation	24 hour service
<u>National advisory body/Poison Centre</u>	
Telephone number 020 - 99 60 00 (Kemiakuten, 24h service)	

SECTION 2: Hazards identification

2.1 Classification of the substance or mixture

Product definition	Mixture
<u>Classification according to Regulation (EC) No. 1272/2008 [CLP/GHS]</u>	
Asp. Tox. 1, H304	

The product is classified as hazardous according to Regulation (EC) 1272/2008 as amended.

See Section 16 for the full text of the H statements declared above.

See Section 11 for more detailed information on health effects and symptoms.

2.2 Label elements

Date of issue/Date of revision	: 2018-08-27	Date of previous issue	: 2017-09-07	Version	: 3	1/19
---------------------------------------	--------------	-------------------------------	--------------	----------------	-----	------

SECTION 2: Hazards identification

Hazard pictograms



Signal word	Danger
Hazard statements	H304 - May be fatal if swallowed and enters airways.
Precautionary statements	
Prevention	Not applicable.
Response	P301 + P310 + P331 - IF SWALLOWED: Immediately call a POISON CENTER or physician. Do NOT induce vomiting.
Storage	P405 - Store locked up.
Disposal	P501 - Dispose of contents and container in accordance with all local, regional, national and international regulations.
Supplemental label elements	Not applicable.
Annex XVII - Restrictions on the manufacture, placing on the market and use of certain dangerous substances, mixtures and articles	Not applicable.

2.3 Other hazards

Substance meets the criteria for PBT according to Regulation (EC) No. 1907/2006, Annex XIII	Not applicable.
Substance meets the criteria for vPvB according to Regulation (EC) No. 1907/2006, Annex XIII	Not applicable.

SECTION 3: Composition/information on ingredients

3.2 Mixtures

Mixture

Product/ingredient name	Identifiers	%	Classification	
			Regulation (EC) No. 1272/2008 [CLP]	Type
Distillates (petroleum), hydrotreated light naphthenic	REACH #: 01-2119480375-34 EC: 265-156-6 CAS: 64742-53-6 Index: 649-466-00-2	50 - 80	Asp. Tox. 1, H304	[1]
Distillates (petroleum), hydrotreated light paraffinic	REACH #: 01-2119487077-29 EC: 265-158-7 CAS: 64742-55-8	20 - 50	Asp. Tox. 1, H304	[1]
Distillates (petroleum), solvent-refined heavy naphthenic	REACH #: 01-2119483621-38 EC: 265-097-6 CAS: 64741-96-4 Index: 649-457-00-3	0 - 5	Asp. Tox. 1, H304	[1]
2,6-di-tert-butyl-p-cresol	REACH #: 01-2119555270-46 EC: 204-881-4 CAS: 128-37-0	<0.1	Aquatic Acute 1, H400 (M=1) Aquatic Chronic 1, H410 (M=1)	[1] [2]

SECTION 3: Composition/information on ingredients

			See Section 16 for the full text of the H statements declared above.	
--	--	--	--	--

Regulation (EC) No. 1272/2008 [CLP] Annex VI Nota L applies to the base oil(s) in this product. Nota L - The classification as a carcinogen need not apply if it can be shown that the substance contains less than 3 % DMSO extract as measured by IP 346.

There are no additional ingredients present which, within the current knowledge of the supplier and in the concentrations applicable, are classified as hazardous to health or the environment, are PBTs or vPvBs or have been assigned a workplace exposure limit and hence require reporting in this section.

Type

- [1] Substance classified with a health or environmental hazard
- [2] Substance with a workplace exposure limit
- [3] Substance meets the criteria for PBT according to Regulation (EC) No. 1907/2006, Annex XIII
- [4] Substance meets the criteria for vPvB according to Regulation (EC) No. 1907/2006, Annex XIII
- [5] Substance of equivalent concern
- [6] Additional disclosure due to company policy

Occupational exposure limits, if available, are listed in Section 8.

SECTION 4: First aid measures

4.1 Description of first aid measures

Eye contact	Rinse cautiously with water for several minutes. Remove contact lenses, if present and easy to do. Continue rinsing. If irritation, blurred vision or swelling occurs and persists, obtain medical advice from a specialist.
Inhalation	If breathing is difficult, remove victim to fresh air and keep at rest in a position comfortable for breathing. If casualty is unconscious and: If not breathing, if breathing is irregular or if respiratory arrest occurs, provide artificial respiration or oxygen by trained personnel. Get medical attention if adverse health effects persist or are severe. Maintain an open airway.
Skin contact	Wash with soap and water. Remove contaminated clothing and shoes. Handle with care and dispose of in a safe manner. Seek medical attention if skin irritation, swelling or redness develops and persists. Accidental high pressure injection through the skin requires immediate medical attention. Do not wait for symptoms to develop.
Ingestion	Always assume that aspiration has occurred. Do not induce vomiting. Can enter lungs and cause damage. If vomiting occurs, the head should be kept low so that vomit does not enter the lungs. Seek professional medical attention or send the casualty to a hospital. Do not wait for symptoms to develop. Never give anything by mouth to an unconscious person. If unconscious, place in recovery position and get medical attention immediately. Maintain an open airway. Loosen tight clothing such as a collar, tie, belt or waistband.
Protection of first-aiders	No action shall be taken involving any personal risk or without suitable training. It may be dangerous to the person providing aid to give mouth-to-mouth resuscitation. Before attempting to rescue casualties, isolate area from all potential sources of ignition including disconnecting electrical supply. Ensure adequate ventilation and check that a safe, breathable atmosphere is present before entry into confined spaces.

4.2 Most important symptoms and effects, both acute and delayed

Potential acute health effects

Eye contact	Eye contact may cause redness and transient pain.
Inhalation	Inhalation of oil mist or vapours at elevated temperatures may cause respiratory irritation.
Skin contact	No known significant effects or critical hazards.
Ingestion	May be fatal if swallowed and enters airways.

SECTION 4: First aid measures

4.3 Indication of any immediate medical attention and special treatment needed

Notes to physician	Due to low viscosity there is a risk of aspiration if the product enters the lungs. Treat symptomatically.
Specific treatments	Always assume that aspiration has occurred.

SECTION 5: Firefighting measures

5.1 Extinguishing media

Suitable extinguishing media Use dry chemical, CO₂, water spray (fog) or foam.

Unsuitable extinguishing media Do not use direct water jets on the burning product; they could cause splattering and spread the fire. Simultaneous use of foam and water on the same surface is to be avoided as water destroys the foam.

5.2 Special hazards arising from the substance or mixture

Hazards from the substance or mixture In a fire or if heated, a pressure increase will occur and the container may burst. This substance will float and can be reignited on surface water.

Hazardous thermal decomposition products Incomplete combustion is likely to give rise to a complex mixture of airborne solid and liquid particulates, gases, including carbon monoxide, H₂S, SO_x (sulfur oxides) or sulfuric acid and unidentified organic and inorganic compounds.

5.3 Advice for firefighters

Special precautions for fire-fighters Promptly isolate the scene by removing all persons from the vicinity of the incident if there is a fire. No action shall be taken involving any personal risk or without suitable training.

Special protective equipment for fire-fighters Fire-fighters should wear appropriate protective equipment and self-contained breathing apparatus (SCBA) with a full face-piece operated in positive pressure mode. Clothing for fire-fighters (including helmets, protective boots and gloves) conforming to European standard EN 469 will provide a basic level of protection for chemical incidents.

SECTION 6: Accidental release measures

6.1 Personal precautions, protective equipment and emergency procedures

For non-emergency personnel Avoid breathing vapour or mist. Keep non-involved personnel away from the area of spillage. Alert emergency personnel. Except in case of small spillages, the feasibility of any actions should always be assessed and advised, if possible, by a trained, competent person in charge of managing the emergency. Stop leak if safe to do so. Avoid direct contact with the product. Stay upwind/keep distance from source. In case of large spillages, alert occupants in downwind areas.

Eliminate all ignition sources if safe to do so. Spillages of limited amounts of product, especially in the open air when vapours will be usually quickly dispersed, are dynamic situations, which will presumably limit the exposure to dangerous concentrations.

Note : recommended measures are based on the most likely spillage scenarios for this material; however, local conditions (wind, air temperature, wave/current direction and speed) may significantly influence the choice of appropriate actions. For this reason, local experts should be consulted when necessary. Local regulations may also prescribe or limit actions to be taken.

SECTION 6: Accidental release measures

For emergency responders	<p>Small spillages: normal antistatic working clothes are usually adequate.</p> <p>Large spillages: full body suit of chemically resistant and thermal resistant material should be used. Work gloves providing adequate chemical resistance, specifically to aromatic hydrocarbons. Note : gloves made of PVA are not water-resistant, and are not suitable for emergency use. Safety helmet, antistatic non-skid safety shoes or boots. Goggles and /or face shield, if splashes or contact with eyes is possible or anticipated.</p> <p>Respiratory protection : A half or full-face respirator with filter(s) for organic vapours (and when applicable for H2S) a Self Contained Breathing Apparatus (SCBA) can be used according to the extent of spill and predictable amount of exposure. If the situation cannot be completely assessed, or if an oxygen deficiency is possible, only SCBA's should be used.</p>
6.2 Environmental precautions	<p>Prevent product from entering sewers, rivers or other bodies of water. If necessary dike the product with dry earth, sand or similar non-combustible materials. In case of soil contamination, remove contaminated soil and treat in accordance with local regulations.</p> <p>In case of small spillages in closed waters (i.e. ports), contain product with floating barriers or other equipment. Collect spilled product by absorbing with specific floating absorbents.</p> <p>If possible, large spillages in open waters should be contained with floating barriers or other mechanical means. If this is not possible, control the spreading of the spillage, and collect the product by skimming or other suitable mechanical means. The use of dispersants should be advised by an expert, and, if required, approved by local authorities.</p>
6.3 Methods and material for containment and cleaning up	
Small spill	Stop leak if without risk. Absorb spilled product with suitable non-combustible materials.
Large spill	Large spillages may be cautiously covered with foam, if available, to limit vapour cloud formation. Do not use water jet. When inside buildings or confined spaces, ensure adequate ventilation. Transfer collected product and other contaminated materials to suitable containers for recovery or safe disposal. Approach the release from upwind. Contaminated absorbent material may pose the same hazard as the spilt product.
6.4 Reference to other sections	<p>See Section 1 for emergency contact information.</p> <p>See Section 8 for information on appropriate personal protective equipment.</p> <p>See Section 13 for additional waste treatment information.</p>

SECTION 7: Handling and storage

The information in this section contains generic advice and guidance. The list of Identified Uses in Section 1 should be consulted for any available use-specific information provided in the Exposure Scenario(s).

General information	Obtain special instructions before use. Keep away from heat/sparks/open flames/ hot surfaces. - No smoking. Use and store only outdoors or in a well-ventilated area. Hazard of slipping on spilt product. Avoid release to the environment.
7.1 Precautions for safe handling	
Protective measures	<p>Do not ingest. Do not breathe dust/fume/gas/mist/vapours/spray. Avoid contact with eyes, skin and clothing. Keep in the original container or an approved alternative made from a compatible material, kept tightly closed when not in use.</p> <p>Prevent the risk of slipping. Take precautionary measures against static discharge. Avoid splash filling of bulk volumes when handling hot liquid product. Empty containers retain product residue and can be hazardous.</p>

SECTION 7: Handling and storage

Advice on general occupational hygiene

Nota : See Section 8 for information on appropriate personal protective equipment. See section 13 for waste disposal information.
 Ensure that proper housekeeping measures are in place. Contaminated materials should not be allowed to accumulate in the workplaces and should never be kept inside the pockets. Eating, drinking and smoking should be prohibited in areas where this material is handled, stored and processed. Wash hands thoroughly after handling. Change contaminated clothes at the end of working shift. See also Section 8 for additional information on hygiene measures.

7.2 Conditions for safe storage, including any incompatibilities

Storage area layout, tank design, equipment and operating procedures must comply with the relevant regional, national or local legislation. Storage installations should be designed with adequate bunds in case of leaks or spills. Cleaning, inspection and maintenance of internal structure of storage tanks must be done only by properly equipped and qualified personnel as defined by national, local or company regulations.

Store separately from oxidising agents.

Recommended materials for containers, or container linings use mild steel, stainless steel. Not suitable : Some synthetic materials may be unsuitable for containers or container linings depending on the material specification and intended use. Compatibility should be checked with the manufacturer.

Keep only in the original container or in a suitable container for this kind of product. Keep container tightly closed and sealed until ready for use. Do not store in unlabelled containers. Containers that have been opened must be carefully resealed and kept upright to prevent leakage. Empty containers may contain harmful, flammable/combustible or explosive residue or vapours. Do not cut, grind, drill, weld, reuse or dispose of containers unless adequate precautions are taken against these hazards. Store locked up. Protect from sunlight.

7.3 Specific end use(s)

Recommendations Not available.
 Industrial sector specific solutions Not available.

SECTION 8: Exposure controls/personal protection

The information in this section contains generic advice and guidance. The list of Identified Uses in Section 1 should be consulted for any available use-specific information provided in the Exposure Scenario(s).

8.1 Control parameters

Occupational exposure limits

Product/ingredient name	Exposure limit values
Distillates (petroleum), hydrotreated light naphthenic	Work environment authority Regulation 2015:7 (Sweden, 12/2015). TWA: 1 mg/m³ 8 hours. Form: mist and fume STEL: 3 mg/m³ 15 minutes. Form: mist and fume
Distillates (petroleum), hydrotreated light paraffinic	Work environment authority Regulation 2015:7 (Sweden, 12/2015). TWA: 1 mg/m³ 8 hours. Form: mist and fume STEL: 3 mg/m³ 15 minutes. Form: mist and fume
Distillates (petroleum), solvent-refined heavy naphthenic	Work environment authority Regulation 2015:7 (Sweden, 12/2015). TWA: 1 mg/m³ 8 hours. Form: mist and fume STEL: 3 mg/m³ 15 minutes. Form: mist and fume
Oil mist	[Air contaminant] Work environment authority Regulation 2015:7 (Sweden, 12/2015). TWA: 1 mg/m³ 8 hours. Form: mist and fume

SECTION 8: Exposure controls/personal protection

STEL: 3 mg/m³ 15 minutes. Form: mist and fume

Recommended monitoring procedures

If this product contains ingredients with exposure limits, personal, workplace atmosphere or biological monitoring may be required to determine the effectiveness of the ventilation or other control measures and/or the necessity to use respiratory protective equipment. Reference should be made to monitoring standards, such as the following: European Standard EN 689 (Workplace atmospheres - Guidance for the assessment of exposure by inhalation to chemical agents for comparison with limit values and measurement strategy) European Standard EN 14042 (Workplace atmospheres - Guide for the application and use of procedures for the assessment of exposure to chemical and biological agents) European Standard EN 482 (Workplace atmospheres - General requirements for the performance of procedures for the measurement of chemical agents) Reference to national guidance documents for methods for the determination of hazardous substances will also be required.

DNELs/DMELs

Product/ingredient name	Type	Exposure	Value	Population	Effects
Distillate (petroleum), hydrotreated light naphthenic	DNEL	Long term Inhalation	5,4 mg/m ³	Workers	Local
Distillates (petroleum), hydrotreated light paraffinic	DNEL	Long term Inhalation	5,4 mg/m ³	Workers	Local
	DNEL	Long term Inhalation	5,4 mg/m ³	Workers	Local
Distillates (petroleum), solvent refined heavy naphthenic	DNEL	Long term Inhalation	5,4 mg/m ³	Workers	Local
	DNEL	Long term Inhalation	5,4 mg/m ³	Workers	Local

PNECs

No PNECs available

PNEC Summary Hydrocarbon Block Method (Petrorisk)

8.2 Exposure controls

Appropriate engineering controls

Mechanical ventilation and local exhaust will reduce exposure via the air. Use oil resistant material in construction of handling equipment. Store under recommended conditions and if heated, temperature control equipment should be used to avoid overheating.

Individual protection measures

Hygiene measures

Wash hands, forearms and face thoroughly after handling chemical products, before eating, smoking and using the lavatory and at the end of the working period. Ensure that eyewash stations and safety showers are close to the workstation location. Wash contaminated clothing before reuse.

Eye/face protection

Recommended: Safety glasses with side shields.

Skin protection

Hand protection

4 - 8 hours (breakthrough time): nitrile rubber

Body protection

Wear protective clothing if there is a risk of skin contact. Change contaminated clothes at the end of working shift.

Other skin protection

Appropriate footwear and any additional skin protection measures should be selected based on the task being performed and the risks involved and should be approved by a specialist before handling this product.

Respiratory protection

Respirator selection must be based on known or anticipated exposure levels, the hazards of the product and the safe working limits of the selected respirator. Use a properly fitted, particulate filter respirator complying with an approved standard if a risk assessment indicates this is necessary.

Environmental exposure controls

Emissions from ventilation or work process equipment should be checked to ensure they comply with the requirements of environmental protection legislation. In some cases, fume scrubbers, filters or engineering modifications to the process equipment will be necessary to reduce emissions to acceptable levels.

SECTION 9: Physical and chemical properties

9.1 Information on basic physical and chemical properties

Appearance

Physical state	Liquid.
Colour	Light yellow
Odour	Odourless / Light petroleum.
Odour threshold	Not applicable.
pH	Not applicable.
Melting point/freezing point	-48°C
Initial boiling point and boiling range	>250°C
Flash point	Closed cup: 140°C [Pensky-Martens.] Open cup: 152°C [COC]
Evaporation rate	Not available.
Flammability (solid, gas)	Not available.
Upper/lower flammability or explosive limits	Not available.
Vapour pressure (Calculated)	>0,01 kPa [room temperature]
Density	0,88 g/cm ³ [15°C]
Solubility(ies)	Insoluble in water.
Partition coefficient: n-octanol/ water	Not available.
Auto-ignition temperature	Not available.
Decomposition temperature	>280°C
Viscosity	Kinematic (40°C): 0,095 cm ² /s (9,5 cSt)
Explosive properties	Not available.
Oxidising properties	Not available.
DMSO extractable compounds for base oil substance(s) according to IP346	< 3%

SECTION 10: Stability and reactivity

10.1 Reactivity	No specific test data related to reactivity available for this product or its ingredients.
10.2 Chemical stability	Stable under normal conditions.
10.3 Possibility of hazardous reactions	Under normal conditions of storage and use, hazardous reactions will not occur.
10.4 Conditions to avoid	Oxidising agent.
10.5 Incompatible materials	Keep away from extreme heat and oxidizing agents.
10.6 Hazardous decomposition products	Incomplete combustion is likely to give rise to a complex mixture of airborne solid and liquid particulates, gases, including carbon monoxide, H ₂ S, SO _x (sulfur oxides) or sulfuric acid and unidentified organic and inorganic compounds.

SECTION 11: Toxicological information

11.1 Information on toxicological effects

Acute toxicity

Product/ingredient name	Result	Species	Dose	Exposure	Remarks
Distillates (petroleum), hydrotreated light naphthenic	LC50 Inhalation Dusts and mists	Rat - Male, Female	>5,53 mg/l	4 hours	EMBSI 1988a (similar material)
	LD50 Dermal	Rabbit	>5000 mg/kg	-	API 1982 (similar material)
	LD50 Oral	Rat	>5000 mg/kg	-	API 1986a (similar material)
Distillates (petroleum), hydrotreated light paraffinic	LC50 Inhalation Dusts and mists	Rat - Male, Female	>5,53 mg/l	4 hours	EMBSI 1988a (similar material)
	LD50 Dermal	Rabbit	>5000 mg/kg	-	API 1982 (similar material)
	LD50 Oral	Rat	>5000 mg/kg	-	API 1986a (similar material)
Distillates (petroleum), solvent-refined heavy naphthenic	LC50 Inhalation Dusts and mists	Rat	>5,53 mg/l	4 hours	EMBSI 1988a (similar material)
	LD50 Dermal	Rabbit	>5000 mg/kg	-	API 1982 (similar material)
	LD50 Oral	Rat	>5000 mg/kg	-	API 1986a (similar material)

Conclusion/Summary No known significant effects or critical hazards.

Irritation/Corrosion

Product/ingredient name	Result	Species	Score	Observation	Remarks
Distillates (petroleum), hydrotreated light naphthenic	Skin - Non-irritant to skin.	Rabbit	0 to 0,8	24 to 72 hours	UBTL 1984e (similar material)
	Eyes - Non-irritating to the eyes.	Rabbit	0,17 to 0,33	24 to 72 hours	UBTL 1984i (similar material)
Distillates (petroleum), hydrotreated light paraffinic	Skin - Non-irritant to skin.	Rabbit	0 to 0,8	24 to 72 hours	UBTL 1984e (similar material)
	Eyes - Non-irritating to the eyes.	Rabbit	0,17 to 0,33	24 to 72 hours	UBTL 1984i (similar material)
Distillates (petroleum), solvent-refined heavy naphthenic	Skin - Non-irritant to skin.	Rabbit	0 to 0,8	24 to 72 hours	UBTL 1984e (similar material)
	Eyes - Non-irritating to the eyes.	Rabbit	0,17 to 0,33	24 to 72 hours	UBTL 1984i (similar material)

Skin No known significant effects or critical hazards.

Eyes No known significant effects or critical hazards.

Respiratory No known significant effects or critical hazards.

Sensitisation

SECTION 11: Toxicological information

Product/ingredient name	Route of exposure	Species	Result	Remarks
Distillates (petroleum), hydrotreated light naphthenic	skin	Guinea pig	Not sensitizing	UBTL 1984j,k,l (similar material)
Distillates (petroleum), hydrotreated light paraffinic	skin	Guinea pig	Not sensitizing	UBTL 1984j,k,l (similar material)
Distillates (petroleum), solvent-refined heavy naphthenic	skin	Guinea pig	Not sensitizing	UBTL 1984j,k,l (similar material)

Skin No known significant effects or critical hazards.

Respiratory No known significant effects or critical hazards.

Mutagenicity

Product/ingredient name	Test	Experiment	Result	Remarks
Distillates (petroleum), hydrotreated light naphthenic	OECD 473 473 In vitro Mammalian Chromosomal Aberration Test	Experiment: In vitro Subject: Mammalian-Animal	Negative	-
Distillates (petroleum), hydrotreated light paraffinic	OECD 473 473 In vitro Mammalian Chromosomal Aberration Test	Experiment: In vitro Subject: Mammalian-Animal	Negative	-
Distillates (petroleum), solvent-refined heavy naphthenic	OECD 473 473 In vitro Mammalian Chromosomal Aberration Test	Experiment: In vitro Subject: Mammalian-Animal Metabolic activation: Whit and without	Negative	Reference report 1987 (similar material)

Conclusion/Summary No known significant effects or critical hazards.

Carcinogenicity

Product/ingredient name	Result	Species	Dose	Exposure	Remarks
Distillates (petroleum), hydrotreated light naphthenic	Negative - Dermal	Mouse - Female	0,22 to 0,25 ml	78 weeks; Various	Doak, 1983, McKee, 1989 (similar material)
Distillates (petroleum), hydrotreated light paraffinic	Negative - Dermal	Mouse - Female	0,22 to 0,25 ml	78 weeks; Various	Doak, 1983, McKee, 1989 (similar material)
Distillates (petroleum), solvent-refined heavy naphthenic	Negative - Dermal	Mouse - Female	0,22 to 0,25 ml	78 weeks; Various	DOAK 1983, McKee 1989 (similar material)

Conclusion/Summary The base oil(s) in this product is based on an severely hydrotreated distillate. The product should not be regarded as a carcinogen.

Reproductive toxicity

Conclusion/Summary Based on available data, the classification criteria are not met.

SECTION 11: Toxicological information

Teratogenicity

Product/ingredient name	Result	Species	Dose	Exposure	Remarks
Distillates (petroleum), hydrotreated light naphthenic	Negative - Dermal	Rat	0 to 2000 mg/kg mg/kg/day	-	(similar material)
Distillates (petroleum), hydrotreated light paraffinic	Negative - Dermal	Rat	0 to 2000 mg/kg mg/kg/day	-	-
Distillates (petroleum), solvent-refined heavy naphthenic	Negative - Dermal	Rat	0 to 2000 mg/kg mg/kg/day	-	-

Conclusion/Summary No known significant effects or critical hazards.

Aspiration hazard

Product/ingredient name	Result
Distillates (petroleum), hydrotreated light naphthenic	ASPIRATION HAZARD - Category 1
Distillates (petroleum), hydrotreated light paraffinic	ASPIRATION HAZARD - Category 1
Distillates (petroleum), solvent-refined heavy naphthenic	ASPIRATION HAZARD - Category 1

Information on likely routes of exposure Not available.

Potential acute health effects

Eye contact Eye contact may cause redness and transient pain.
 Inhalation Inhalation of oil mist or vapours at elevated temperatures may cause respiratory irritation.
 Skin contact No known significant effects or critical hazards.
 Ingestion May be fatal if swallowed and enters airways.

Potential chronic health effects

General No known significant effects or critical hazards.
 Carcinogenicity The base oil(s) in this product is based on an severely hydrotreated distillate. The product should not be regarded as a carcinogen.
 Mutagenicity No known significant effects or critical hazards.
 Teratogenicity No known significant effects or critical hazards.
 Product/ingredient name No known significant effects or critical hazards.
 Fertility effects No known significant effects or critical hazards.

Other information Not available.

Specific hazard

Aspiration hazard
 Aspiration means the entry of a liquid substance directly into the trachea and lower respiratory tract.
 Aspiration of hydrocarbon substances can result in severe acute effects such as chemical pneumonitis, varying degree of pulmonary injury or death.
 This property relates to the potential for low viscosity material to spread quickly into the deep lung and cause severe pulmonary tissue damage.
 Classification of a hydrocarbon substance for aspiration hazard is made on the basis of reliable human evidence or on the basis of physical properties.

SECTION 12: Ecological information

12.1 Toxicity

Product/ingredient name	Result	Species	Exposure
Distillates (petroleum), hydrotreated light naphthenic	Acute LL50 >10000 mg/l	Aquatic invertebrates.	96 hours
	Acute LL50 >100 mg/l	Fish	96 hours
	Acute NOEL >100 mg/l	Algae	72 hours
	Chronic NOEL 10 mg/l	Aquatic invertebrates.	21 days
	Acute IC50 >100 mg/l	Algae	48 hours
Distillates (petroleum), hydrotreated light paraffinic	Acute LC50 >100 mg/l	Fish	96 hours
	Acute LL50 >10000 mg/l	Aquatic invertebrates.	96 hours
	Acute LL50 >100 mg/l	Fish	96 hours
	Acute NOEL >100 mg/l	Algae	72 hours
	Chronic NOEL 10 mg/l	Aquatic invertebrates.	21 days
	Acute LL50 >10000 mg/l	Aquatic invertebrates.	96 hours
	Acute LL50 >100 mg/l	Fish	96 hours
Distillates (petroleum), solvent-refined heavy naphthenic	Acute LL50 >10000 mg/l	Aquatic invertebrates.	96 hours
	Acute LL50 >100 mg/l	Fish	96 hours
	Acute LL50 >100 mg/l	Fish	96 hours
	Acute NOEL 10 mg/l	Algae	72 hours
	Acute NOEL >100 mg/l	Algae	72 hours
	Chronic NOEL 10 mg/l	Aquatic invertebrates.	21 days
	Chronic NOEL 10 mg/l	Aquatic invertebrates.	21 days

Conclusion/Summary No known significant effects or critical hazards.

12.2 Persistence and degradability

Product/ingredient name	Aquatic half-life	Photolysis	Biodegradability
Distillates (petroleum), hydrotreated light naphthenic	-	-	Inherent
Distillates (petroleum), hydrotreated light paraffinic	-	-	Inherent
Distillates (petroleum), solvent-refined heavy naphthenic	-	-	Inherent

Conclusion/Summary Inherently biodegradable.

12.3 Bioaccumulative potential

Product/ingredient name	LogP _{ow}	BCF	Potential
Distillates (petroleum), hydrotreated light naphthenic	2 to 6	<500	low
Distillates (petroleum), hydrotreated light paraffinic	2 to 6	<500	low
Distillates (petroleum), solvent-refined heavy naphthenic	2 to 6	<500	low

Conclusion/Summary The product has a potential to bioaccumulate.

12.4 Mobility in soil

Mobility High mobility in soil predicted, based on log Kow > 3.0.

12.5 Results of PBT and vPvB assessment

Not applicable.
Not applicable.

12.6 Other adverse effects

Insoluble in water. Spills may form a film on water surfaces causing physical damage to organisms. Oxygen transfer could also be impaired.

SECTION 13: Disposal considerations

The information in this section contains generic advice and guidance. The list of Identified Uses in Section 1 should be consulted for any available use-specific information provided in the Exposure Scenario(s).

13.1 Waste treatment methods

Product

Methods of disposal

Where possible (e.g. in the absence of relevant contamination), recycling of used substance is feasible and recommended. This substance can be burned or incinerated, subject to national/local authorizations, relevant contamination limits, safety regulations and air quality legislation. Contaminated or waste substance (not directly recyclable): Disposal can be carried out directly, or by delivery to qualified waste handlers. National legislation may identify a specific organization, and/or prescribe composition limits and methods for recovery or disposal.

Hazardous waste

Yes.

European waste catalogue (EWC)

Waste code	Waste designation
13 03 07*	mineral-based non-chlorinated insulating and heat transmission oils

Packaging

Methods of disposal

The generation of waste should be avoided or minimised wherever possible. Waste packaging should be recycled. Incineration or landfill should only be considered when recycling is not feasible.

SECTION 14: Transport information

International transport regulations

	ADR/RID	ADN	IMO/IMDG Classification	ICAO/IATA Classification
14.1 UN number	Not regulated.	Not regulated.	Not regulated.	Not regulated.
14.2 UN proper shipping name	-	-	-	-
14.3 Transport hazard class(es)	-	-	-	-
14.4 Packing group	-	-	-	-
14.5 Environmental hazards	No.	No.	No.	No.
Additional information	-	-	-	-

14.6 Special precautions for user

Transport within user's premises: always transport in closed containers that are upright and secure. Ensure that persons transporting the product know what to do in the event of an accident or spillage.

14.7 Transport in bulk according to Annex I of MARPOL 73/78 and the IBC Code

Oils

SECTION 15: Regulatory information

15.1 Safety, health and environmental regulations/legislation specific for the substance or mixture

EU Regulation (EC) No. 1907/2006 (REACH)

Annex XIV - List of substances subject to authorisation

Annex XIV

None of the components are listed.

Substances of very high concern

None of the components are listed.

Annex XVII - Restrictions on the manufacture, placing on the market and use of certain dangerous substances, mixtures and articles Not applicable.

Other EU regulations

Seveso Directive

This product is not controlled under the Seveso Directive.

International lists

National inventory

Australia	All components are listed or exempted.
Canada	All components are listed or exempted.
China	All components are listed or exempted.
Japan	Japan inventory (ENCs): All components are listed or exempted. Japan inventory (ISHL): All components are listed or exempted.
Malaysia	Not determined.
New Zealand	All components are listed or exempted.
Philippines	All components are listed or exempted.
Republic of Korea	All components are listed or exempted.
Taiwan	All components are listed or exempted.
United States	All components are listed or exempted.
Thailand	Not determined.
Turkey	All components are listed or exempted.
Viet Nam	Not determined.

15.2 Chemical safety assessment Chemical Safety Assessments for all substances in this product are either Complete or Not applicable.

SECTION 16: Other information

Revision comments Not available.

Indicates information that has changed from previously issued version.

ADN = European Provisions concerning the International Carriage of Dangerous Goods by Inland Waterway
 ADR = The European Agreement concerning the International Carriage of Dangerous Goods by Road
 ATE = Acute Toxicity Estimate
 CLP = Classification, Labelling and Packaging Regulation [Regulation (EC) No. 1272/2008]
 CMR = Carcinogen, Mutagen or Reproductive toxicant
 CSA = Chemical Safety Assessment
 CO₂ = carbon dioxide
 DNEL = Derived No Effect Level
 EC50 = Half maximal effective concentration
 EUH statement = CLP-specific Hazard statement
 IATA = International Air Transport Association

SECTION 16: Other information

IC50 = Half maximal inhibitory concentration
 IMDG = International Maritime Dangerous Goods
 LC50 = Median lethal concentration
 LD50 = Median lethal dose
 PNEC = Predicted No Effect Concentration
 PBT = Persistent, Bioaccumulative and Toxic
 RID = The Regulations concerning the International Carriage of Dangerous Goods by Rail
 REACH = Registration, Evaluation, Authorisation and Restriction of Chemicals Regulation [Regulation (EC) No. 1907/2006]
 SCBA = Self-Contained Breathing Apparatus
 SVHC = Substances of Very High Concern

Procedure used to derive the classification according to Regulation (EC) No. 1272/2008 [CLP/GHS]

Classification	Justification
Asp. Tox. 1, H304	Calculation method

Sweden

Full text of abbreviated H statements	H304	May be fatal if swallowed and enters airways.
Full text of classifications [CLP/GHS]	Asp. Tox. 1, H304	ASPIRATION HAZARD - Category 1
Date of printing	2018-08-27	
Date of issue/ Date of revision	2018-08-27	
Date of previous issue	2017-09-07	
Version	3	

Notice to reader

To the best of our knowledge, the information contained herein is accurate. However, neither the above-named supplier, nor any of its subsidiaries, assumes any liability whatsoever for the accuracy or completeness of the information contained herein.
 Final determination of suitability of any material is the sole responsibility of the user. All materials may present unknown hazards and should be used with caution. Although certain hazards are described herein, we cannot guarantee that these are the only hazards that exist.
 The information provided herein does not in any way constitute a product warranty, product specification, agreement on quality or similar.

NYNAS®, NYFLEX®, NYTEX®, NYTRO®, NYBASE®, NYFROST™, NYFERT™, NYPAR™, NYPASS™, NYPRINT™, NYSPRAY™, NYHIB™, NYSWITCHO™, DISTRO™ and Nynas Logo are trademarks of Nynas.

Section 1 - Title

Short title of the exposure scenario	Use in functional fluids - Industrial
List of use descriptors	Identified use name: Use in functional fluids - Industrial Process Category: PROC01, PROC02, PROC08b, PROC09 Subsequent service life relevant for that use: No. Environmental Release Category: ERC07
Environmental contributing scenarios	Use of functional fluid at industrial site - ERC07
Health Contributing scenarios	General exposures (closed systems) - PROC02 Bulk transfers - PROC01, PROC02 Storage - PROC01, PROC02 Drum/batch transfers - PROC08b Filling of articles/equipment - PROC09 Remanufacture of reject articles - PROC09
Processes and activities covered by the exposure scenario	Use as functional fluids e.g. cable oils, transfer oils, coolants, insulators, refrigerants, hydraulic fluids in industrial equipment including maintenance and related material transfers.

Section 2 - Exposure controls

2.1 Control of environmental exposure

Amounts used	Annual site tonnage (tonnes/year) 10 Maximum daily site tonnage (kg/day) 500
Frequency and duration of use	Continuous release Emission days (days per year) 20
Other conditions affecting environmental exposure	Release fraction to air from process (initial release prior to RMM) 0.0005 Release fraction to wastewater from process (initial release prior to RMM) 1.0E-6 Release fraction to soil from process (initial release prior to RMM) 0.001
<u>Technical on-site conditions and measures to reduce or limit discharges, air emissions and releases to soil</u>	Prevent discharge of undissolved substance to or recover from onsite wastewater. If discharging to domestic sewage treatment plant, no onsite wastewater treatment required.
Risk management measures - Air	Treat air emission to provide the required removal efficiency of >= 70%.
Risk management measures - Water	Treat on-site wastewater (prior to receiving water discharge) to provide the required removal efficiency of 36,6 %.
Organisational measures to prevent/limit release from site	Do not apply industrial sludge to natural soils. Sewage sludge should be incinerated, contained or reclaimed.
<u>Conditions and measures related to sewage treatment plant</u>	Estimated substance removal from wastewater via domestic sewage treatment (%) 95.1 Total efficiency of removal from wastewater after on-site and off-site (municipal treatment plant) RMMs (%) 95.1 Maximum allowable site tonnage (M _{Safe}) based on release following total wastewater treatment removal (kg/day) 6400 Assumed on-site sewage treatment plant flow (m ³ /d) 2000

2.2 Control of worker exposure

General measures applicable to all activities

Frequency and duration of use	Covers daily exposures up to 8 hours
-------------------------------	--------------------------------------

Section 2 - Exposure controls

NYTRO® IZAR I Response Report February 30, 2024 (R000359-122823)

PDF Page 501 of 526

Other conditions affecting workers exposure

Assumes a good basic standard of occupational hygiene is implemented. Assumes use at not more than 20°C above ambient temperature, unless stated differently. There are no routine anticipated exposures by ingestion related to any supported uses of the substance. The risk arising from aspiration hazard is solely related to the physico-chemical properties of the substance. The risk can therefore be controlled by implementing risk management measures tailored to this specific risk.

Risk management measures (RMM)

Storage - PROC 1, 2
Store substance within a closed system.

Section 3 - Exposure estimation and reference to its source**3.1 Environment**

Exposure assessment (environment):

The Hydrocarbon Block Method has been used to calculate environmental exposure with the Petrorisk model.

Risk Characterisation Ratio (RCR) air 0.009

Risk Characterisation Ratio (RCR) water 0.078

3.2 Workers

Exposure assessment (human):

Qualitative approach used to conclude safe use.

Exposure estimation and reference to its source

A DNEL (derived no effect levels) cannot be derived. There are no routine anticipated exposures by ingestion related to any supported uses of the substance. The risk arising from aspiration hazard is solely related to the physico-chemical properties of the substance. The risk can therefore be controlled by implementing risk management measures tailored to this specific risk.

Section 1 - Title

Short title of the exposure scenario	Use in functional fluids - Professional
List of use descriptors	Identified use name: Use in functional fluids - Professional Process Category: PROC01, PROC02, PROC08a, PROC20 Subsequent service life relevant for that use: No. Environmental Release Category: ERC09a, ERC09b, ESVOC SpERC 9.13b.v1
Environmental contributing scenarios	Widespread use of functional fluid (outdoor) - ERC09b Widespread use of functional fluid (indoor) - ERC09a
Health Contributing scenarios	Drum/batch transfers - PROC08a Operation of equipment containing engine oils and similar - PROC01, PROC02, PROC20 Equipment cleaning and maintenance - PROC08a Storage - PROC01, PROC02

Processes and activities covered by the exposure scenario	Use as functional fluids e.g. cable oils, transfer oils, coolants, insulators, refrigerants, hydraulic fluids in industrial equipment including maintenance and related material transfers.
---	---

Section 2 - Exposure controls

2.1 Control of environmental exposure

Amounts used	Annual site tonnage (tonnes/year) 0,016 Maximum daily site tonnage (kg/day) 0,044
Frequency and duration of use	Continuous release Emission days (days per year) 365
Other conditions affecting environmental exposure	Release fraction to air from process (initial release prior to RMM) 0.0005 Release fraction to wastewater from process (initial release prior to RMM) 0.005 Release fraction to soil from process (initial release prior to RMM) <=0.001

2.2 Control of worker exposure

General measures applicable to all activities

Concentration of substance in mixture or article	Covers percentage substance in the product up to 100% (unless stated differently).
Frequency and duration of use	Covers daily exposures up to 8 hours
Other conditions affecting workers exposure	Assumes a good basic standard of occupational hygiene is implemented Assumes use at not more than 20°C above ambient temperature, unless stated differently. There are no routine anticipated exposures by ingestion related to any supported uses of the substance. The risk arising from aspiration hazard is solely related to the physico-chemical properties of the substance. The risk can therefore be controlled by implementing risk management measures tailored to this specific risk.

Risk management measures (RMM)

- Drum/batch transfers - PROC 8a
 Use drum pumps.
- Clean-down and maintenance of equipment - PROC 8a
 Drain down system prior to equipment break-in or maintenance.
- Storage - PROC 1, 2
 Store substance within a closed system.

Section 3 - Exposure estimation and reference to its source

Section 3 Exposure estimation and reference to its source**3.1 Environment**

Exposure assessment
(environment):

The Hydrocarbon Block Method has been used to calculate environmental exposure with the Petrorisk model.

Risk Characterisation Ratio (RCR) air 0.040

Risk Characterisation Ratio (RCR) water 0.453

3.2 Workers

Exposure assessment
(human):

Qualitative approach used to conclude safe use.

Exposure estimation and
reference to its source

A DNEL (derived no effect levels) cannot be derived. There are no routine anticipated exposures by ingestion related to any supported uses of the substance. The risk arising from aspiration hazard is solely related to the physico-chemical properties of the substance. The risk can therefore be controlled by implementing risk management measures tailored to this specific risk.

Nytro Izar I is a type I ASTM D3487-16 transformer oil. Developed and formulated to deliver solid resistance to oil degradation, Nytro Izar I provides good oxidation stability for a longer transformer life with less maintenance.

Designed for heavy duty

This product has been specially developed for use in oil-filled electrical equipment – including power and distribution transformers, rectifiers, circuit breakers and switchgears.

Performance and benefits

Good heat transfer. Thanks to low viscosity and viscosity index, this high grade offers extremely good heat transfer characteristics, ensuring heat is efficiently removed from core and windings.

Reliable oxidation stability. Developed and formulated to deliver good resistance to oil degradation, this grade also provides good oxidation stability for enhanced transformer life and minimum maintenance.

Very good low temperature properties. Naphthenic characteristics allow the transformer to start at the lowest possible temperature – without using pour point depressants.

High dielectric strength. This insulating oil both meets and exceeds the toughest demands on dielectric strength – when stored and handled correctly.

Product description

Nytro Izar I is a trace inhibited oil and fulfils the requirements for ASTM D 3487-16 Type I. Nynas classify this product as a high grade.

Nytro Izar I is rigorously analysed and passes the following corrosion tests:

- ASTM D1275
- IEC 62535
- DIN 51353

PCB: Not detectable according to ASTM D 4059

DBDS: Not detectable according to method using GC-AED.

There's more to us than this

We're delighted you chose one of our transformer oils. If you have any questions about other products and services, get in touch with your local Nynas contact. Besides top quality oils, we offer a wide range of services, including rapid delivery worldwide, sample analysis, training, seminars and much more. All you have to do is ask. Find out more at www.nynas.com



PROPERTY	UNIT	TEST METHOD ASTM	SPECIFICATION LIMITS		TYPICAL DATA
			MIN	MAX	
Physical					
Aniline Point	°C	D 611	63		79
Colour		D 1500		0.5	<0.5
Flash Point, COC	°C	D 92	145		156
Interfacial tension at 25°C	mN /m	D 971	40		48
Pour Point	°C	D 97 / D 5950		-40	-48
Relative Density at 15°C/15°C		D 1298 / D 4052		0.91	0.880
Viscosity, 100°C	mm ² /s	D 445		3.0	2.4
Viscosity, 40°C	mm ² /s	D 445		12.0	9.5
Viscosity, 0°C	mm ² /s	D 445		76.0	58
Visual Examination		D 1524	Clear and bright		complies
Electrical					
Breakdown voltage at 60 Hz		D 1816			
- VDE electrodes, As received	kV	1 mm gap	20		>40
- VDE electrodes, As received	kV	2 mm gap	35		>44
- VDE electrodes, As processed*	kV	2 mm gap			>70
Dielectric breakdown voltage, impulse conditions, negative polarity point	kV	D 3300	145		>300
Gassing tendency	µL /minute	D 2300		+30	+12
Dielectric dissipation factor at 60 Hz		D 924			
- 100°C	%			0.30	<0.1
- 25°C	%			0.05	0.001
Chemical					
Oxidation stability		D 2440			
- 72 h, sludge	% by mass			0.15	0.01
- 72 h, total acid number	mg KOH/g			0.5	0.03
- 164 h, sludge	% by mass			0.3	0.10
- 164 h, total acid number	mg KOH/g			0.6	0.30
Pressure vessel test	minutes	D 2112			242
Oxidation inhibitor content	% by mass	D 2668		0.08	≤0.08
Corrosive sulphur		D 1275			
- Copper				non-corrosive	non-corrosive
- Silver				non-corrosive	non-corrosive
Water	mg/kg	D 1533		35	<20
Neutralization number	mg KOH/g	D 974		0.03	<0.01
Furanic compounds, per compound	µg/L	D 5837		25	<25
PCB Content	mg/kg	D 4059		not detectable	not detectable

Nytro Izar I is an insulating oil meeting ASTM D 3487-16 Type I.
 *As per definition given by ASTM D 3487-16 appendix X2.2.1.1, processing involves filtering, dehydration and degassing.

Severely Hydrotreated Insulating Oil
 Issuing date: 2017-10-11



Nyro Izar II

PROPIEDADES	UNIDADES	METODO ENSAYO ASTM	DATOS GARANTIZADOS		VALORES TIPICOS
			MIN	MAX	
Físicas					
Apariencia		D 1524	Clear and bright		
Densidad, 15°C	kg/dm ³	D 1298		0.91	0.881
Viscosidad, 40°C	mm ² /s	D 445		12.0	9.5
Viscosidad, 100°C	mm ² /s	D 445		3.0	2.4
Viscosidad, 0°C	mm ² /s	D 445		76	60
Punto de inflamación, COC	°C	D 92	145		152
Punto de Fluidez	°C	D 97		-40	-51
Punto de Anilina	°C	D 611	63	84	80
Color		D 1500		0.5	<0.5
Tensión interfacial 25°C	mN /m	D 971	40		47
Químicas					
Acidez total	mg KOH/g	D 974		0.03	<0.01
Azufre corrosivo		D 1275 B	no corrosivo		no corrosivo
Antioxidante, fenoles	Peso %	D 2668		0.3	≤0.3
Contenido en agua	ppm	D 1533		35	<20
Contenido en PCB	ppm	D 4059	no detectable		no detectable
Eléctricas					
Factor de pérdidas dieléctricas a 100°C	%	D 924		0.3	<0.1
Tensión de ruptura					
- Entregado	kV	D877	30		45
- Entregado	kV	D 1816 (0.08"gap)	35		42
- Después de tratamiento	kV	D 1816 (0.08"gap)	56		>70
- Por impulsos	kV	D 3300	145		>300
Tendencia a la gasificación	µl /min	D 2300B		+30	+15
Estabilidad a la oxidación					
Después 72 h:		D 2440			
Lodos	Peso %			0.1	<0.01
Indice de Acidez	mg KOH/g			0.3	<0.01
Después 164 h:					
Lodos	Peso %			0.2	<0.01
Indice de Acidez	mg KOH/g			0.4	0.01
Bombas Rotativas	minutos	D 2112	195		276

Nyro Izar II es un aceite aislante inhibido, que cumple con la especificación ASTM D 3487 Type II.

Aceite aislante severamente hidrotreatado
Fecha de Expedición: 2010-06-01



NYTRO® IZAR II

NY SARA F011-Response, January 30, 2024 (R000359-122823)

PDF Page 507 of 526



SAFETY DATA SHEET

Date of printing	2018-08-27
Date of issue/ Date of revision	2018-08-27
Date of previous issue	2017-09-07
Version	3

SECTION 1: Identification of the substance/mixture and of the company/undertaking

1.1 Product identifier

Product name	NYTRO® IZAR II
Product description	Insulating oil
Product type	Liquid.
MARPOL Annex 1	Oils

1.2 Relevant identified uses of the substance or mixture and uses advised against

Identified uses	
<input checked="" type="checkbox"/>	Use in functional fluids - Industrial
<input type="checkbox"/>	Use in functional fluids - Professional
Uses advised against	Reason
This product must not be used in applications other than those recommended in Section 1, without first seeking the advice of the supplier.	-

1.3 Details of the supplier of the safety data sheet

Supplier/Manufacturer	Head office: Nynas AB P.O. Box 10700 SE-121 29 Stockholm SWEDEN +46 8 602 12 00 (Office hours 8 am - 4.30 pm (CET)) www.nynas.com
e-mail address of person responsible for this SDS	ProductHSE@nynas.com

1.4 Emergency telephone number

Telephone number	+44 (0) 1235 239 670
Hours of operation	24 hour service
<u>National advisory body/Poison Centre</u>	
Telephone number 020 - 99 60 00 (Kemiakuten, 24h service)	

SECTION 2: Hazards identification

2.1 Classification of the substance or mixture

Product definition	Mixture
<u>Classification according to Regulation (EC) No. 1272/2008 [CLP/GHS]</u>	
Asp. Tox. 1, H304	
Aquatic Chronic 3, H412	

The product is classified as hazardous according to Regulation (EC) 1272/2008 as amended.
See Section 16 for the full text of the H statements declared above.
See Section 11 for more detailed information on health effects and symptoms.

SECTION 2: Hazards identification

2.2 Label elements

Hazard pictograms



Signal word	Danger
Hazard statements	H304 - May be fatal if swallowed and enters airways. H412 - Harmful to aquatic life with long lasting effects.
Precautionary statements	
Prevention	P273 - Avoid release to the environment.
Response	P301 + P310 + P331 - IF SWALLOWED: Immediately call a POISON CENTER or physician. Do NOT induce vomiting.
Storage	P405 - Store locked up.
Disposal	P501 - Dispose of contents and container in accordance with all local, regional, national and international regulations.
Supplemental label elements	Not applicable.
Annex XVII - Restrictions on the manufacture, placing on the market and use of certain dangerous substances, mixtures and articles	Not applicable.

2.3 Other hazards

Substance meets the criteria for PBT according to Regulation (EC) No. 1907/2006, Annex XIII	Not applicable.
Substance meets the criteria for vPvB according to Regulation (EC) No. 1907/2006, Annex XIII	Not applicable.

SECTION 3: Composition/information on ingredients

3.2 Mixtures

Mixture

Product/ingredient name	Identifiers	%	Classification	
			Regulation (EC) No. 1272/2008 [CLP]	Type
Distillates (petroleum), hydrotreated light naphthenic	REACH #: 01-2119480375-34 EC: 265-156-6 CAS: 64742-53-6 Index: 649-466-00-2	50 - 80	Asp. Tox. 1, H304	[1]
Distillates (petroleum), hydrotreated light paraffinic	REACH #: 01-2119487077-29 EC: 265-158-7 CAS: 64742-55-8	20 - 50	Asp. Tox. 1, H304	[1]
Distillates (petroleum), solvent-refined heavy naphthenic	REACH #: 01-2119483621-38 EC: 265-097-6 CAS: 64741-96-4 Index: 649-457-00-3	0 - 5	Asp. Tox. 1, H304	[1]
2,6-di-tert-butyl-p-cresol	REACH #: 01-2119555270-46	<0.4	Aquatic Acute 1, H400 (M=1) Aquatic Chronic 1, H410 (M=1)	[1] [2]

SECTION 3: Composition/information on ingredients

	EC: 204-881-4 CAS: 128-37-0		See Section 16 for the full text of the H statements declared above.	
--	--------------------------------	--	--	--

Regulation (EC) No. 1272/2008 [CLP] Annex VI Nota L applies to the base oil(s) in this product. Nota L - The classification as a carcinogen need not apply if it can be shown that the substance contains less than 3 % DMSO extract as measured by IP 346.

There are no additional ingredients present which, within the current knowledge of the supplier and in the concentrations applicable, are classified as hazardous to health or the environment, are PBTs or vPvBs or have been assigned a workplace exposure limit and hence require reporting in this section.

Type

- [1] Substance classified with a health or environmental hazard
- [2] Substance with a workplace exposure limit
- [3] Substance meets the criteria for PBT according to Regulation (EC) No. 1907/2006, Annex XIII
- [4] Substance meets the criteria for vPvB according to Regulation (EC) No. 1907/2006, Annex XIII
- [5] Substance of equivalent concern
- [6] Additional disclosure due to company policy

Occupational exposure limits, if available, are listed in Section 8.

SECTION 4: First aid measures

4.1 Description of first aid measures

Eye contact	Rinse cautiously with water for several minutes. Remove contact lenses, if present and easy to do. Continue rinsing. If irritation, blurred vision or swelling occurs and persists, obtain medical advice from a specialist.
Inhalation	If breathing is difficult, remove victim to fresh air and keep at rest in a position comfortable for breathing. If casualty is unconscious and: If not breathing, if breathing is irregular or if respiratory arrest occurs, provide artificial respiration or oxygen by trained personnel. Get medical attention if adverse health effects persist or are severe. Maintain an open airway.
Skin contact	Wash with soap and water. Remove contaminated clothing and shoes. Handle with care and dispose of in a safe manner. Seek medical attention if skin irritation, swelling or redness develops and persists. Accidental high pressure injection through the skin requires immediate medical attention. Do not wait for symptoms to develop.
Ingestion	Always assume that aspiration has occurred. Do not induce vomiting. Can enter lungs and cause damage. If vomiting occurs, the head should be kept low so that vomit does not enter the lungs. Seek professional medical attention or send the casualty to a hospital. Do not wait for symptoms to develop. Never give anything by mouth to an unconscious person. If unconscious, place in recovery position and get medical attention immediately. Maintain an open airway. Loosen tight clothing such as a collar, tie, belt or waistband.
Protection of first-aiders	No action shall be taken involving any personal risk or without suitable training. It may be dangerous to the person providing aid to give mouth-to-mouth resuscitation. Before attempting to rescue casualties, isolate area from all potential sources of ignition including disconnecting electrical supply. Ensure adequate ventilation and check that a safe, breathable atmosphere is present before entry into confined spaces.

4.2 Most important symptoms and effects, both acute and delayed

Potential acute health effects

Eye contact	Eye contact may cause redness and transient pain.
Inhalation	Inhalation of oil mist or vapours at elevated temperatures may cause respiratory irritation.

SECTION 4: First aid measures

Skin contact	No known significant effects or critical hazards.
Ingestion	May be fatal if swallowed and enters airways.

4.3 Indication of any immediate medical attention and special treatment needed

Notes to physician	Due to low viscosity there is a risk of aspiration if the product enters the lungs. Treat symptomatically.
Specific treatments	Always assume that aspiration has occurred.

SECTION 5: Firefighting measures

5.1 Extinguishing media

Suitable extinguishing media	Use dry chemical, CO ₂ , water spray (fog) or foam.
------------------------------	--

Unsuitable extinguishing media	Do not use direct water jets on the burning product; they could cause splattering and spread the fire. Simultaneous use of foam and water on the same surface is to be avoided as water destroys the foam.
--------------------------------	--

5.2 Special hazards arising from the substance or mixture

Hazards from the substance or mixture	In a fire or if heated, a pressure increase will occur and the container may burst. This substance will float and can be reignited on surface water. Fire water contaminated with this material must be contained and prevented from being discharged to any waterway, sewer or drain.
---------------------------------------	--

Hazardous thermal decomposition products	Incomplete combustion is likely to give rise to a complex mixture of airborne solid and liquid particulates, gases, including carbon monoxide, H ₂ S, SO _x (sulfur oxides) or sulfuric acid and unidentified organic and inorganic compounds.
--	---

5.3 Advice for firefighters

Special precautions for fire-fighters	Promptly isolate the scene by removing all persons from the vicinity of the incident if there is a fire. No action shall be taken involving any personal risk or without suitable training.
---------------------------------------	---

Special protective equipment for fire-fighters	Fire-fighters should wear appropriate protective equipment and self-contained breathing apparatus (SCBA) with a full face-piece operated in positive pressure mode. Clothing for fire-fighters (including helmets, protective boots and gloves) conforming to European standard EN 469 will provide a basic level of protection for chemical incidents.
--	---

SECTION 6: Accidental release measures

6.1 Personal precautions, protective equipment and emergency procedures

For non-emergency personnel	Avoid breathing vapour or mist. Keep non-involved personnel away from the area of spillage. Alert emergency personnel. Except in case of small spillages, the feasibility of any actions should always be assessed and advised, if possible, by a trained, competent person in charge of managing the emergency. Stop leak if safe to do so. Avoid direct contact with the product. Stay upwind/keep distance from source. In case of large spillages, alert occupants in downwind areas.
-----------------------------	---

Eliminate all ignition sources if safe to do so. Spillages of limited amounts of product, especially in the open air when vapours will be usually quickly dispersed, are dynamic situations, which will presumably limit the exposure to dangerous concentrations.

Note : recommended measures are based on the most likely spillage scenarios for this material; however, local conditions (wind, air temperature, wave/current direction and speed) may significantly influence the choice of appropriate actions. For this reason, local experts should be consulted when necessary. Local regulations may also prescribe or limit actions to be taken.

SECTION 6: Accidental release measures

For emergency responders	<p>Small spillages: normal antistatic working clothes are usually adequate.</p> <p>Large spillages: full body suit of chemically resistant and thermal resistant material should be used. Work gloves providing adequate chemical resistance, specifically to aromatic hydrocarbons. Note : gloves made of PVA are not water-resistant, and are not suitable for emergency use. Safety helmet, antistatic non-skid safety shoes or boots. Goggles and /or face shield, if splashes or contact with eyes is possible or anticipated.</p> <p>Respiratory protection : A half or full-face respirator with filter(s) for organic vapours (and when applicable for H2S) a Self Contained Breathing Apparatus (SCBA) can be used according to the extent of spill and predictable amount of exposure. If the situation cannot be completely assessed, or if an oxygen deficiency is possible, only SCBA's should be used.</p>
6.2 Environmental precautions	<p>Water polluting material. May be harmful to the environment if released in large quantities. Inform the relevant authorities if the product has caused environmental pollution (sewers, waterways, soil or air). Prevent product from entering sewers, rivers or other bodies of water. If necessary dike the product with dry earth, sand or similar non-combustible materials. In case of soil contamination, remove contaminated soil and treat in accordance with local regulations.</p> <p>In case of small spillages in closed waters (i.e. ports), contain product with floating barriers or other equipment. Collect spilled product by absorbing with specific floating absorbents.</p> <p>If possible, large spillages in open waters should be contained with floating barriers or other mechanical means. If this is not possible, control the spreading of the spillage, and collect the product by skimming or other suitable mechanical means. The use of dispersants should be advised by an expert, and, if required, approved by local authorities.</p>
6.3 Methods and material for containment and cleaning up	
Small spill	Stop leak if without risk. Absorb spilled product with suitable non-combustible materials.
Large spill	Large spillages may be cautiously covered with foam, if available, to limit vapour cloud formation. Do not use water jet. When inside buildings or confined spaces, ensure adequate ventilation. Transfer collected product and other contaminated materials to suitable containers for recovery or safe disposal. Approach the release from upwind. Contaminated absorbent material may pose the same hazard as the spilt product.
6.4 Reference to other sections	<p>See Section 1 for emergency contact information.</p> <p>See Section 8 for information on appropriate personal protective equipment.</p> <p>See Section 13 for additional waste treatment information.</p>

SECTION 7: Handling and storage

The information in this section contains generic advice and guidance. The list of Identified Uses in Section 1 should be consulted for any available use-specific information provided in the Exposure Scenario(s).

General information	Obtain special instructions before use. Keep away from heat/sparks/open flames/hot surfaces. - No smoking. Use and store only outdoors or in a well-ventilated area. Hazard of slipping on spilt product. Avoid release to the environment.
7.1 Precautions for safe handling	
Protective measures	<p>Do not ingest. Do not breathe dust/fume/gas/mist/vapours/spray. Avoid contact with eyes, skin and clothing. Keep in the original container or an approved alternative made from a compatible material, kept tightly closed when not in use.</p> <p>Prevent the risk of slipping. Take precautionary measures against static discharge. Avoid splash filling of bulk volumes when handling hot liquid product. Empty containers retain product residue and can be hazardous.</p>

SECTION 7: Handling and storage

Avoid release to the environment.

Nota : See Section 8 for information on appropriate personal protective equipment. See section 13 for waste disposal information.

Advice on general occupational hygiene

Ensure that proper housekeeping measures are in place. Contaminated materials should not be allowed to accumulate in the workplaces and should never be kept inside the pockets. Eating, drinking and smoking should be prohibited in areas where this material is handled, stored and processed. Wash hands thoroughly after handling. Change contaminated clothes at the end of working shift. See also Section 8 for additional information on hygiene measures.

7.2 Conditions for safe storage, including any incompatibilities

Storage area layout, tank design, equipment and operating procedures must comply with the relevant regional, national or local legislation. Storage installations should be designed with adequate bunds in case of leaks or spills. Cleaning, inspection and maintenance of internal structure of storage tanks must be done only by properly equipped and qualified personnel as defined by national, local or company regulations.

Store separately from oxidising agents.

Recommended materials for containers, or container linings use mild steel, stainless steel. Not suitable : Some synthetic materials may be unsuitable for containers or container linings depending on the material specification and intended use. Compatibility should be checked with the manufacturer.

Keep only in the original container or in a suitable container for this kind of product. Keep container tightly closed and sealed until ready for use. Do not store in unlabelled containers. Containers that have been opened must be carefully resealed and kept upright to prevent leakage. Empty containers may contain harmful, flammable/combustible or explosive residue or vapours. Do not cut, grind, drill, weld, reuse or dispose of containers unless adequate precautions are taken against these hazards. Store locked up. Protect from sunlight.

7.3 Specific end use(s)

Recommendations	Not available.
Industrial sector specific solutions	Not available.

SECTION 8: Exposure controls/personal protection

The information in this section contains generic advice and guidance. The list of Identified Uses in Section 1 should be consulted for any available use-specific information provided in the Exposure Scenario(s).

8.1 Control parameters

Occupational exposure limits

Product/ingredient name	Exposure limit values
Distillates (petroleum), hydrotreated light naphthenic	Work environment authority Regulation 2015:7 (Sweden, 12/2015). TWA: 1 mg/m ³ 8 hours. Form: mist and fume STEL: 3 mg/m ³ 15 minutes. Form: mist and fume
Distillates (petroleum), hydrotreated light paraffinic	Work environment authority Regulation 2015:7 (Sweden, 12/2015). TWA: 1 mg/m ³ 8 hours. Form: mist and fume STEL: 3 mg/m ³ 15 minutes. Form: mist and fume
Distillates (petroleum), solvent-refined heavy naphthenic	Work environment authority Regulation 2015:7 (Sweden, 12/2015). TWA: 1 mg/m ³ 8 hours. Form: mist and fume STEL: 3 mg/m ³ 15 minutes. Form: mist and fume
Oil mist	[Air contaminant] Work environment authority Regulation 2015:7 (Sweden,

SECTION 8: Exposure controls/personal protection

12/2015).

TWA: 1 mg/m³ 8 hours. Form: mist and fume
 STEL: 3 mg/m³ 15 minutes. Form: mist and fume

Recommended monitoring procedures

If this product contains ingredients with exposure limits, personal, workplace atmosphere or biological monitoring may be required to determine the effectiveness of the ventilation or other control measures and/or the necessity to use respiratory protective equipment. Reference should be made to monitoring standards, such as the following: European Standard EN 689 (Workplace atmospheres - Guidance for the assessment of exposure by inhalation to chemical agents for comparison with limit values and measurement strategy) European Standard EN 14042 (Workplace atmospheres - Guide for the application and use of procedures for the assessment of exposure to chemical and biological agents) European Standard EN 482 (Workplace atmospheres - General requirements for the performance of procedures for the measurement of chemical agents) Reference to national guidance documents for methods for the determination of hazardous substances will also be required.

DNELs/DMELs

Product/ingredient name	Type	Exposure	Value	Population	Effects
Distillate (petroleum), hydrotreated light naphthenic	DNEL	Long term Inhalation	5,4 mg/m ³	Workers	Local
Distillates (petroleum), hydrotreated light paraffinic	DNEL	Long term Inhalation	5,4 mg/m ³	Workers	Local
	DNEL	Long term Inhalation	5,4 mg/m ³	Workers	Local
Distillates (petroleum), solvent refined heavy naphthenic	DNEL	Long term Inhalation	5,4 mg/m ³	Workers	Local
	DNEL	Long term Inhalation	5,4 mg/m ³	Workers	Local
2,6-Di-tert-butyl-p-cresol	DNEL	Long term Inhalation	5,8 mg/m ³	Workers	Systemic
	DNEL	Long term Inhalation	1,74 mg/m ³	Consumers	Systemic
	DMEL	Long term Dermal	8,3 mg/kg bw/day	Workers	Systemic
	DMEL	Long term Dermal	5 mg/kg bw/day	Consumers	Systemic

PNECs

Product/ingredient name	Compartment Detail	Value	Method Detail
2,6-Di-tert-butyl-p-cresol	Soil	1,04 mg/kg wwt	Equilibrium Partitioning Assessment Factors
	Sewage Treatment Plant	100 mg/l	
	Sediment	1,29 mg/kg wwt	Equilibrium Partitioning Assessment Factors
	Secondary Poisoning	16,7 mg/kg	
	Marine water	0,4 µg/l	
Fresh water	4 µg/l	Assessment Factors	

PNEC Summary

Hydrocarbon Block Method (Petrorisk)

8.2 Exposure controls

Appropriate engineering controls

Mechanical ventilation and local exhaust will reduce exposure via the air. Use oil resistant material in construction of handling equipment. Store under recommended conditions and if heated, temperature control equipment should be used to avoid overheating.

Individual protection measures

Hygiene measures

Wash hands, forearms and face thoroughly after handling chemical products, before eating, smoking and using the lavatory and at the end of the working period. Ensure that eyewash stations and safety showers are close to the workstation location. Wash contaminated clothing before reuse.

SECTION 8: Exposure controls/personal protection

Eye/face protection	Recommended: Safety glasses with side shields.
<u>Skin protection</u>	
Hand protection	4 - 8 hours (breakthrough time): nitrile rubber
Body protection	Wear protective clothing if there is a risk of skin contact. Change contaminated clothes at the end of working shift.
Other skin protection	Appropriate footwear and any additional skin protection measures should be selected based on the task being performed and the risks involved and should be approved by a specialist before handling this product.
Respiratory protection	Respirator selection must be based on known or anticipated exposure levels, the hazards of the product and the safe working limits of the selected respirator. Use a properly fitted, particulate filter respirator complying with an approved standard if a risk assessment indicates this is necessary.
Environmental exposure controls	Emissions from ventilation or work process equipment should be checked to ensure they comply with the requirements of environmental protection legislation. In some cases, fume scrubbers, filters or engineering modifications to the process equipment will be necessary to reduce emissions to acceptable levels.

SECTION 9: Physical and chemical properties

9.1 Information on basic physical and chemical properties

Appearance

Physical state	Liquid.
Colour	Light yellow
Odour	Odourless / Light petroleum.
Odour threshold	Not applicable.
pH	Not applicable.
Melting point/freezing point	-48°C
Initial boiling point and boiling range	>250°C
Flash point	Closed cup: 140°C [Pensky-Martens.]
Evaporation rate	Not available.
Flammability (solid, gas)	Not available.
Upper/lower flammability or explosive limits	Not available.
Vapour pressure (Calculated)	<0,01 kPa [room temperature]
Density	0,885 g/cm ³ [15°C]
Solubility(ies)	Insoluble in water.
Partition coefficient: n-octanol/water	Not available.
Auto-ignition temperature	Not available.
Decomposition temperature	>280°C
Viscosity	Kinematic (40°C): 0,095 cm ² /s (9,5 cSt)
Explosive properties	Not available.
Oxidising properties	Not available.
DMSO extractable compounds for base oil substance(s) according to IP346	< 3%

SECTION 10: Stability and reactivity

10.1 Reactivity	No specific test data related to reactivity available for this product or its ingredients.
10.2 Chemical stability	Stable under normal conditions.
10.3 Possibility of hazardous reactions	Under normal conditions of storage and use, hazardous reactions will not occur.
10.4 Conditions to avoid	Oxidising agent.
10.5 Incompatible materials	Keep away from extreme heat and oxidizing agents.
10.6 Hazardous decomposition products	Incomplete combustion is likely to give rise to a complex mixture of airborne solid and liquid particulates, gases, including carbon monoxide, H2S, SOx (sulfur oxides) or sulfuric acid and unidentified organic and inorganic compounds.

SECTION 11: Toxicological information

11.1 Information on toxicological effects

Acute toxicity

Product/ingredient name	Result	Species	Dose	Exposure	Remarks
Distillates (petroleum), hydrotreated light naphthenic	LC50 Inhalation Dusts and mists	Rat - Male, Female	>5,53 mg/l	4 hours	EMBSI 1988a (similar material)
	LD50 Dermal	Rabbit	>5000 mg/kg	-	API 1982 (similar material)
	LD50 Oral	Rat	>5000 mg/kg	-	API 1986a (similar material)
Distillates (petroleum), hydrotreated light paraffinic	LC50 Inhalation Dusts and mists	Rat - Male, Female	>5,53 mg/l	4 hours	EMBSI 1988a (similar material)
	LD50 Dermal	Rabbit	>5000 mg/kg	-	API 1982 (similar material)
	LD50 Oral	Rat	>5000 mg/kg	-	API 1986a (similar material)
Distillates (petroleum), solvent-refined heavy naphthenic	LC50 Inhalation Dusts and mists	Rat	>5,53 mg/l	4 hours	EMBSI 1988a (similar material)
	LD50 Dermal	Rabbit	>5000 mg/kg	-	API 1982 (similar material)
	LD50 Oral	Rat	>5000 mg/kg	-	API 1986a (similar material)
2,6-di-tert-butyl-p-cresol	LD50 Dermal	Rat	>5000 mg/kg	-	Supplier's information
	LD50 Oral	Rat	>5000 mg/kg	-	Supplier's information

Conclusion/Summary No known significant effects or critical hazards.

Irritation/Corrosion

Product/ingredient name	Result	Species	Score	Observation	Remarks
Distillates (petroleum), hydrotreated light naphthenic	Skin - Non-irritant to skin.	Rabbit	0 to 0,8	24 to 72 hours	UBTL 1984e (similar material)
	Eyes - Non-irritating to the eyes.	Rabbit	0,17 to 0,33	24 to 72 hours	UBTL 1984i (similar material)
Distillates (petroleum), hydrotreated light paraffinic	Skin - Non-irritant to skin.	Rabbit	0 to 0,8	24 to 72 hours	UBTL 1984e (similar material)
	Eyes - Non-irritating to the	Rabbit	0,17 to 0,33	24 to 72	UBTL 1984i

SECTION 11: Toxicological information

Distillates (petroleum), solvent-refined heavy naphthenic	eyes.	Rabbit	0 to 0,8	hours 24 to 72 hours	(similar material) UBTL 1984e (similar material)
	Skin - Non-irritant to skin.				
2,6-di-tert-butyl-p-cresol	Eyes - Non-irritating to the eyes.	Rabbit	0,17 to 0,33	24 to 72 hours	UBTL 1984i (similar material)
	Eyes - Redness of the conjunctivae	Rabbit	0,5	-	Supplier's information
	Eyes - Iris lesion	Rabbit	0	-	Supplier's information
	Eyes - Oedema of the conjunctivae	Rabbit	0,1	-	-

Skin No known significant effects or critical hazards.

Eyes No known significant effects or critical hazards.

Respiratory No known significant effects or critical hazards.

Sensitisation

Product/ingredient name	Route of exposure	Species	Result	Remarks
Distillates (petroleum), hydrotreated light naphthenic	skin	Guinea pig	Not sensitizing	UBTL 1984j,k,l (similar material)
Distillates (petroleum), hydrotreated light paraffinic	skin	Guinea pig	Not sensitizing	UBTL 1984j,k,l (similar material)
Distillates (petroleum), solvent-refined heavy naphthenic	skin	Guinea pig	Not sensitizing	UBTL 1984j,k,l (similar material)

Skin No known significant effects or critical hazards.

Respiratory No known significant effects or critical hazards.

Mutagenicity

Product/ingredient name	Test	Experiment	Result	Remarks
Distillates (petroleum), hydrotreated light naphthenic	OECD 473 473 In vitro Mammalian Chromosomal Aberration Test	Experiment: In vitro Subject: Mammalian-Animal	Negative	-
Distillates (petroleum), hydrotreated light paraffinic	OECD 473 473 In vitro Mammalian Chromosomal Aberration Test	Experiment: In vitro Subject: Mammalian-Animal	Negative	-
Distillates (petroleum), solvent-refined heavy naphthenic	OECD 473 473 In vitro Mammalian Chromosomal Aberration Test	Experiment: In vitro Subject: Mammalian-Animal	Negative	Reference report 1987 (similar material)
2,6-di-tert-butyl-p-cresol	476 In vitro Mammalian Cell Gene Mutation	Experiment: In vitro Subject: Mammalian-Animal Metabolic activation: Whit and without	Negative	-

SECTION 11: Toxicological information

	Test	Subject: Mammalian-Animal Cell: Somatic Experiment: In vitro	Negative	-
	473 In vitro Mammalian Chromosomal Aberration Test	Subject: Mammalian-Animal Cell: Germ		

Conclusion/Summary No known significant effects or critical hazards.

Carcinogenicity

Product/ingredient name	Result	Species	Dose	Exposure	Remarks
Distillates (petroleum), hydrotreated light naphthenic	Negative - Dermal	Mouse - Female	0,22 to 0,25 ml	78 weeks; Various	Doak, 1983, McKee, 1989 (similar material)
Distillates (petroleum), hydrotreated light paraffinic	Negative - Dermal	Mouse - Female	0,22 to 0,25 ml	78 weeks; Various	Doak, 1983, McKee, 1989 (similar material)
Distillates (petroleum), solvent-refined heavy naphthenic	Negative - Dermal	Mouse - Female	0,22 to 0,25 ml	78 weeks; Various	DOAK 1983, McKee 1989 (similar material)

Conclusion/Summary The base oil(s) in this product is based on an severely hydrotreated distillate. The product should not be regarded as a carcinogen.

Reproductive toxicity

Conclusion/Summary Not available.

Teratogenicity

Product/ingredient name	Result	Species	Dose	Exposure	Remarks
Distillates (petroleum), hydrotreated light naphthenic	Negative - Dermal	Rat	0 to 2000 mg/kg mg/kg/day	-	(similar material)
Distillates (petroleum), hydrotreated light paraffinic	Negative - Dermal	Rat	0 to 2000 mg/kg mg/kg/day	-	-
Distillates (petroleum), solvent-refined heavy naphthenic	Negative - Dermal	Rat	0 to 2000 mg/kg mg/kg/day	-	-

Conclusion/Summary No known significant effects or critical hazards.

Aspiration hazard

Product/ingredient name	Result
Distillates (petroleum), hydrotreated light naphthenic	ASPIRATION HAZARD - Category 1
Distillates (petroleum), hydrotreated light paraffinic	ASPIRATION HAZARD - Category 1
Distillates (petroleum), solvent-refined heavy naphthenic	ASPIRATION HAZARD - Category 1

Information on likely routes of exposure Not available.

Potential acute health effects

- Eye contact Eye contact may cause redness and transient pain.
- Inhalation Inhalation of oil mist or vapours at elevated temperatures may cause respiratory irritation.
- Skin contact No known significant effects or critical hazards.
- Ingestion May be fatal if swallowed and enters airways.

SECTION 11: Toxicological information

Potential chronic health effects

Product/ingredient name	Result	Species	Dose	Exposure
2,6-Di-tert-butyl-p-cresol	Chronic NOAEL Oral	Rat	25 mg/kg	28 days; 7 days per week

General	No known significant effects or critical hazards.
Carcinogenicity	The base oil(s) in this product is based on an severely hydrotreated distillate. The product should not be regarded as a carcinogen.
Mutagenicity	No known significant effects or critical hazards.
Teratogenicity	No known significant effects or critical hazards.
Product/ingredient name	No known significant effects or critical hazards.
Fertility effects	No known significant effects or critical hazards.

Other information Not available.

Specific hazard

Aspiration hazard
 Aspiration means the entry of a liquid substance directly into the trachea and lower respiratory tract.
 Aspiration of hydrocarbon substances can result in severe acute effects such as chemical pneumonitis, varying degree of pulmonary injury or death.
 This property relates to the potential for low viscosity material to spread quickly into the deep lung and cause severe pulmonary tissue damage.
 Classification of a hydrocarbon substance for aspiration hazard is made on the basis of reliable human evidence or on the basis of physical properties.

SECTION 12: Ecological information

12.1 Toxicity

Product/ingredient name	Result	Species	Exposure
Distillates (petroleum), hydrotreated light naphthenic	Acute LL50 >10000 mg/l	Aquatic invertebrates.	96 hours
	Acute LL50 >100 mg/l	Fish	96 hours
	Acute NOEL >100 mg/l	Algae	72 hours
	Chronic NOEL 10 mg/l	Aquatic invertebrates.	21 days
Distillates (petroleum), hydrotreated light paraffinic	Acute IC50 >100 mg/l	Algae	48 hours
	Acute LC50 >100 mg/l	Fish	96 hours
	Acute LL50 >10000 mg/l	Aquatic invertebrates.	96 hours
	Acute LL50 >100 mg/l	Fish	96 hours
Distillates (petroleum), solvent-refined heavy naphthenic	Acute NOEL >100 mg/l	Algae	72 hours
	Chronic NOEL 10 mg/l	Aquatic invertebrates.	21 days
	Acute LL50 >10000 mg/l	Aquatic invertebrates.	96 hours
	Acute LL50 >100 mg/l	Fish	96 hours
2,6-di-tert-butyl-p-cresol	Acute LL50 >100 mg/l	Fish	96 hours
	Acute NOEL 10 mg/l	Algae	72 hours
	Acute NOEL >100 mg/l	Algae	72 hours
	Chronic NOEL 10 mg/l	Aquatic invertebrates.	21 days
	Chronic NOEL 10 mg/l	Aquatic invertebrates.	21 days
	Acute EC50 0,61 mg/l	Daphnia - Magna	48 hours
	Acute IC50 >0,4 mg/l	Algae - Desmodesmus Subspicatus	72 hours
	Chronic NOEC 0,316 mg/l	Daphnia - Magna	21 days

Conclusion/Summary Harmful to aquatic life with long lasting effects.

12.2 Persistence and degradability

SECTION 12: Ecological information

Product/ingredient name	Test	Result	Dose	Inoculum
2,6-di-tert-butyl-p-cresol	OECD 301C 301C Ready Biodegradability - Modified MITI Test (I)	4,5 % - 28 days	-	-

Product/ingredient name	Aquatic half-life	Photolysis	Biodegradability
Distillates (petroleum), hydrotreated light naphthenic	-	-	Inherent
Distillates (petroleum), hydrotreated light paraffinic	-	-	Inherent
Distillates (petroleum), solvent-refined heavy naphthenic	-	-	Inherent
2,6-di-tert-butyl-p-cresol	-	-	Not readily

Conclusion/Summary Inherently biodegradable.

12.3 Bioaccumulative potential

Product/ingredient name	LogP _{ow}	BCF	Potential
Distillates (petroleum), hydrotreated light naphthenic	2 to 6	<500	low
Distillates (petroleum), hydrotreated light paraffinic	2 to 6	<500	low
Distillates (petroleum), solvent-refined heavy naphthenic	2 to 6	<500	low
2,6-di-tert-butyl-p-cresol	5,1	>500	high

Conclusion/Summary The product has a potential to bioaccumulate.

12.4 Mobility in soil

Mobility High mobility in soil predicted, based on log Kow > 3.0.

12.5 Results of PBT and vPvB assessment

Not applicable.
Not applicable.

12.6 Other adverse effects

Insoluble in water. Spills may form a film on water surfaces causing physical damage to organisms. Oxygen transfer could also be impaired.

SECTION 13: Disposal considerations

The information in this section contains generic advice and guidance. The list of Identified Uses in Section 1 should be consulted for any available use-specific information provided in the Exposure Scenario(s).

13.1 Waste treatment methods

Product

Methods of disposal Where possible (e.g. in the absence of relevant contamination), recycling of used substance is feasible and recommended. This substance can be burned or incinerated, subject to national/local authorizations, relevant contamination limits, safety regulations and air quality legislation. Contaminated or waste substance (not directly recyclable): Disposal can be carried out directly, or by delivery to qualified waste handlers. National legislation may identify a specific organization, and/or prescribe composition limits and methods for recovery or disposal.

Hazardous waste Yes.

SECTION 13: Disposal considerations

These codes can be given only as a suggestion, according to the original composition of the product, and its intended (foreseeable) use(s). The final user has the responsibility for the attribution of the most suitable code, according to the actual use(s) of the material, contaminations or alterations.

European waste catalogue (EWC)

Waste code	Waste designation
13 03 07*	mineral-based non-chlorinated insulating and heat transmission oils

Packaging

Methods of disposal

The generation of waste should be avoided or minimised wherever possible. Waste packaging should be recycled. Incineration or landfill should only be considered when recycling is not feasible.

SECTION 14: Transport information

International transport regulations

	ADR/RID	ADN	IMO/IMDG Classification	ICAO/IATA Classification
14.1 UN number	Not regulated.	Not regulated.	Not regulated.	Not regulated.
14.2 UN proper shipping name	-	-	-	-
14.3 Transport hazard class(es)	-	-	-	-
14.4 Packing group	-	-	-	-
14.5 Environmental hazards	No.	No.	No.	No.
Additional information	-	-	-	-

14.6 Special precautions for user

Transport within user's premises: always transport in closed containers that are upright and secure. Ensure that persons transporting the product know what to do in the event of an accident or spillage.

14.7 Transport in bulk according to Annex I of MARPOL 73/78 and the IBC Code

Oils

SECTION 15: Regulatory information

15.1 Safety, health and environmental regulations/legislation specific for the substance or mixture

EU Regulation (EC) No. 1907/2006 (REACH)

Annex XIV - List of substances subject to authorisation

Annex XIV

None of the components are listed.

Substances of very high concern

None of the components are listed.

SECTION 15: Regulatory information

Annex XVII - Restrictions on the manufacture, placing on the market and use of certain dangerous substances, mixtures and articles

Not applicable.

Other EU regulations

Seveso Directive

This product is not controlled under the Seveso Directive.

International lists

National inventory

Australia	All components are listed or exempted.
Canada	All components are listed or exempted.
China	All components are listed or exempted.
Japan	Japan inventory (ENCS): All components are listed or exempted. Japan inventory (ISHL): All components are listed or exempted.
Malaysia	Not determined.
New Zealand	All components are listed or exempted.
Philippines	All components are listed or exempted.
Republic of Korea	All components are listed or exempted.
Taiwan	All components are listed or exempted.
United States	All components are listed or exempted.
Thailand	Not determined.
Turkey	All components are listed or exempted.
Viet Nam	Not determined.

15.2 Chemical safety assessment

Chemical Safety Assessments for all substances in this product are either Complete or Not applicable.

SECTION 16: Other information

Revision comments Not available.

➤ Indicates information that has changed from previously issued version.

- ADN = European Provisions concerning the International Carriage of Dangerous Goods by Inland Waterway
- ADR = The European Agreement concerning the International Carriage of Dangerous Goods by Road
- ATE = Acute Toxicity Estimate
- CLP = Classification, Labelling and Packaging Regulation [Regulation (EC) No. 1272/2008]
- CMR = Carcinogen, Mutagen or Reproductive toxicant
- CSA = Chemical Safety Assessment
- CO₂ = carbon dioxide
- DNEL = Derived No Effect Level
- EC50 = Half maximal effective concentration
- EUH statement = CLP-specific Hazard statement
- IATA = International Air Transport Association
- IC50 = Half maximal inhibitory concentration
- IMDG = International Maritime Dangerous Goods
- LC50 = Median lethal concentration
- LD50 = Median lethal dose
- PNEC = Predicted No Effect Concentration
- PBT = Persistent, Bioaccumulative and Toxic
- RID = The Regulations concerning the International Carriage of Dangerous Goods by Rail
- REACH = Registration, Evaluation, Authorisation and Restriction of Chemicals Regulation [Regulation (EC) No. 1907/2006]

SECTION 16: Other information

SCBA = Self-Contained Breathing Apparatus
 SVHC = Substances of Very High Concern

Procedure used to derive the classification according to Regulation (EC) No. 1272/2008 [CLP/GHS]

Classification	Justification
Asp. Tox. 1, H304	Calculation method
Aquatic Chronic 3, H412	Calculation method

Sweden

Full text of abbreviated H statements	H304	May be fatal if swallowed and enters airways.
	H400	Very toxic to aquatic life.
	H410	Very toxic to aquatic life with long lasting effects.
	H412	Harmful to aquatic life with long lasting effects.
Full text of classifications [CLP/GHS]	Aquatic Acute 1, H400	SHORT-TERM (ACUTE) AQUATIC HAZARD - Category 1
	Aquatic Chronic 1, H410	LONG-TERM (CHRONIC) AQUATIC HAZARD - Category 1
	Aquatic Chronic 3, H412	LONG-TERM (CHRONIC) AQUATIC HAZARD - Category 3
	Asp. Tox. 1, H304	ASPIRATION HAZARD - Category 1
Date of printing	2018-08-27	
Date of issue/ Date of revision	2018-08-27	
Date of previous issue	2017-09-07	
Version	3	

Notice to reader

To the best of our knowledge, the information contained herein is accurate. However, neither the above-named supplier, nor any of its subsidiaries, assumes any liability whatsoever for the accuracy or completeness of the information contained herein.

Final determination of suitability of any material is the sole responsibility of the user. All materials may present unknown hazards and should be used with caution. Although certain hazards are described herein, we cannot guarantee that these are the only hazards that exist.

The information provided herein does not in any way constitute a product warranty, product specification, agreement on quality or similar.

NYNAS®, NYFLEX®, NYTEX®, NYTRO®, NYBASE®, NYFROST™, NYFERT™, NYPAR™, NYPASS™, NYPRINT™, NYSpray™, NYHIB™, NYSWITCHO™, DISTRO™ and Nynas Logo are trademarks of Nynas.

Section 1 - Title

Short title of the exposure scenario	Use in functional fluids - Industrial
List of use descriptors	Identified use name: Use in functional fluids - Industrial Process Category: PROC01, PROC02, PROC08b, PROC09 Subsequent service life relevant for that use: No. Environmental Release Category: ERC07
Environmental contributing scenarios	Use of functional fluid at industrial site - ERC07
Health Contributing scenarios	General exposures (closed systems) - PROC02 Bulk transfers - PROC01, PROC02 Storage - PROC01, PROC02 Drum/batch transfers - PROC08b Filling of articles/equipment - PROC09 Remanufacture of reject articles - PROC09
Processes and activities covered by the exposure scenario	Use as functional fluids e.g. cable oils, transfer oils, coolants, insulators, refrigerants, hydraulic fluids in industrial equipment including maintenance and related material transfers.

Section 2 - Exposure controls

2.1 Control of environmental exposure

Amounts used	Annual site tonnage (tonnes/year) 10 Maximum daily site tonnage (kg/day) 500
Frequency and duration of use	Continuous release Emission days (days per year) 20
Other conditions affecting environmental exposure	Release fraction to air from process (initial release prior to RMM) 0.0005 Release fraction to wastewater from process (initial release prior to RMM) 1.0E-6 Release fraction to soil from process (initial release prior to RMM) 0.001
<u>Technical on-site conditions and measures to reduce or limit discharges, air emissions and releases to soil</u>	Prevent discharge of undissolved substance to or recover from onsite wastewater. If discharging to domestic sewage treatment plant, no onsite wastewater treatment required.
Risk management measures - Air	Treat air emission to provide the required removal efficiency of $\geq 70\%$.
Risk management measures - Water	Treat on-site wastewater (prior to receiving water discharge) to provide the required removal efficiency of 36,6 %.
Organisational measures to prevent/limit release from site	Do not apply industrial sludge to natural soils. Sewage sludge should be incinerated, contained or reclaimed.
<u>Conditions and measures related to sewage treatment plant</u>	Estimated substance removal from wastewater via domestic sewage treatment (%) 95.1 Total efficiency of removal from wastewater after on-site and off-site (municipal treatment plant) RMMs (%) 95.1 Maximum allowable site tonnage (M_{Safe}) based on release following total wastewater treatment removal (kg/day) 6400 Assumed on-site sewage treatment plant flow (m^3/d) 2000

2.2 Control of worker exposure

General measures applicable to all activities

Frequency and duration of use	Covers daily exposures up to 8 hours
-------------------------------	--------------------------------------

Section 2 - Exposure controls

NYTRO® IZAR II Response Report February 30, 2024 (R000359-122823)

PDF Page 524 of 526

Other conditions affecting workers exposure

Assumes a good basic standard of occupational hygiene is implemented. Assumes use at not more than 20°C above ambient temperature, unless stated differently. There are no routine anticipated exposures by ingestion related to any supported uses of the substance. The risk arising from aspiration hazard is solely related to the physico-chemical properties of the substance. The risk can therefore be controlled by implementing risk management measures tailored to this specific risk.

Risk management measures (RMM)

Storage - PROC 1, 2
Store substance within a closed system.

Section 3 - Exposure estimation and reference to its source**3.1 Environment**

Exposure assessment (environment):

The Hydrocarbon Block Method has been used to calculate environmental exposure with the Petrorisk model.

Risk Characterisation Ratio (RCR) air 0.009

Risk Characterisation Ratio (RCR) water 0.078

3.2 Workers

Exposure assessment (human):

Qualitative approach used to conclude safe use.

Exposure estimation and reference to its source

A DNEL (derived no effect levels) cannot be derived. There are no routine anticipated exposures by ingestion related to any supported uses of the substance. The risk arising from aspiration hazard is solely related to the physico-chemical properties of the substance. The risk can therefore be controlled by implementing risk management measures tailored to this specific risk.

Section 1 - Title

Short title of the exposure scenario	Use in functional fluids - Professional
List of use descriptors	Identified use name: Use in functional fluids - Professional Process Category: PROC01, PROC02, PROC08a, PROC20 Subsequent service life relevant for that use: No. Environmental Release Category: ERC09a, ERC09b, ESVOC SpERC 9.13b.v1
Environmental contributing scenarios	Widespread use of functional fluid (outdoor) - ERC09b Widespread use of functional fluid (indoor) - ERC09a
Health Contributing scenarios	Drum/batch transfers - PROC08a Operation of equipment containing engine oils and similar - PROC01, PROC02, PROC20 Equipment cleaning and maintenance - PROC08a Storage - PROC01, PROC02

Processes and activities covered by the exposure scenario	Use as functional fluids e.g. cable oils, transfer oils, coolants, insulators, refrigerants, hydraulic fluids in industrial equipment including maintenance and related material transfers.
---	---

Section 2 - Exposure controls

2.1 Control of environmental exposure

Amounts used	Annual site tonnage (tonnes/year) 0,016 Maximum daily site tonnage (kg/day) 0,044
Frequency and duration of use	Continuous release Emission days (days per year) 365
Other conditions affecting environmental exposure	Release fraction to air from process (initial release prior to RMM) 0.0005 Release fraction to wastewater from process (initial release prior to RMM) 0.005 Release fraction to soil from process (initial release prior to RMM) <=0.001

2.2 Control of worker exposure

General measures applicable to all activities

Concentration of substance in mixture or article	Covers percentage substance in the product up to 100% (unless stated differently).
Frequency and duration of use	Covers daily exposures up to 8 hours
Other conditions affecting workers exposure	Assumes a good basic standard of occupational hygiene is implemented Assumes use at not more than 20°C above ambient temperature, unless stated differently. There are no routine anticipated exposures by ingestion related to any supported uses of the substance. The risk arising from aspiration hazard is solely related to the physico-chemical properties of the substance. The risk can therefore be controlled by implementing risk management measures tailored to this specific risk.

Risk management measures (RMM)

- Drum/batch transfers - PROC 8a
 Use drum pumps.
- Clean-down and maintenance of equipment - PROC 8a
 Drain down system prior to equipment break-in or maintenance.
- Storage - PROC 1, 2
 Store substance within a closed system.

Section 3 - Exposure estimation and reference to its source

Section 3 Exposure estimation and reference to its source

PDF Page 526 of 526

3.1 Environment

Exposure assessment
(environment):

The Hydrocarbon Block Method has been used to calculate environmental exposure with the Petrorisk model.
Risk Characterisation Ratio (RCR) air 0.040
Risk Characterisation Ratio (RCR) water 0.453

3.2 Workers

Exposure assessment
(human):

Qualitative approach used to conclude safe use.

Exposure estimation and
reference to its source

A DNEL (derived no effect levels) cannot be derived. There are no routine anticipated exposures by ingestion related to any supported uses of the substance. The risk arising from aspiration hazard is solely related to the physico-chemical properties of the substance. The risk can therefore be controlled by implementing risk management measures tailored to this specific risk.