


QwikCat Catalytic Converters



409 STAINLESS STEEL

Does Not Rust or Discolor
Long Life, Very Durable

INNOVATIVE WASHCOAT

More Efficient Emission Reduction
Reduces Cost of Material

FOR CUSTOM INSTALLS

No Neck For Easy Fitment
Easy to Weld

FEWER PART NUMBERS

Two Opening Sizes Fits All
Reduce Inventory Costs

QWIKCAT ULTIMATE LOAD CONVERTER

NEW

BIG CAT



EPA APPROVED



2.50" QC50250
3.00" QC50300
6.2L 10,000/lbs

**EXPANDABLE
NECKS**

CALL FOR PRICING

QWIKCAT ULTIMATE LOAD CONVERTER

30% MORE LOAD

THAN INDUSTRY STANDARD

2.00" QC29200
2.25" QC29225
2.50" QC29250
3.00" QC29300
5.9L 6,000/lbs

**EXPANDABLE
NECKS**



EPA APPROVED

CUSTOMERS SAY
BEST CONVERTER FOR THE PRICE

CALL FOR PRICING

Premium Mufflers - Universal



**PREMIUM
muffler**

100% Aluminized Steel

Welded Inside & Out

Side Welded Seam

Reversible Design

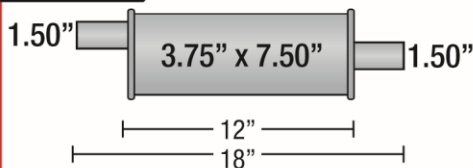
Double Wrapped Body

*best muffler in
the industry*

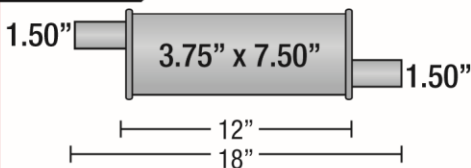


OVAL BODY

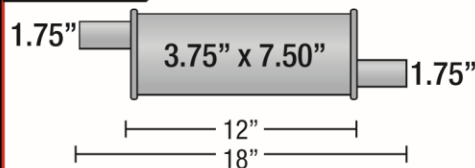
59108



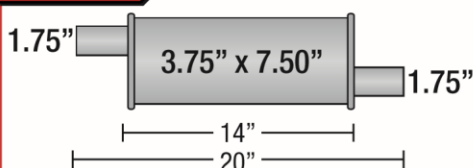
59627



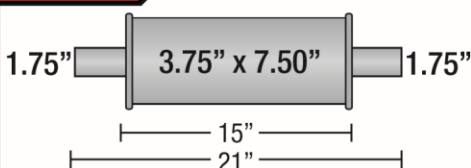
59102



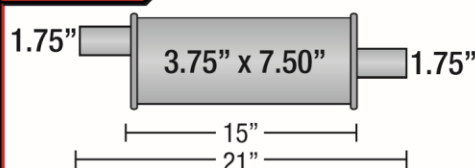
59635



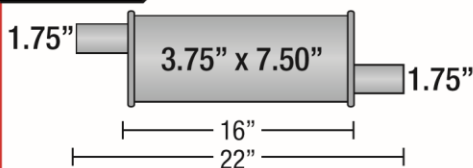
59109



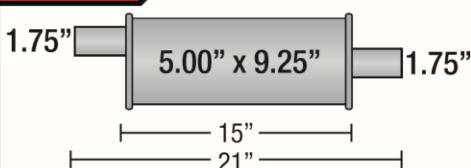
59628



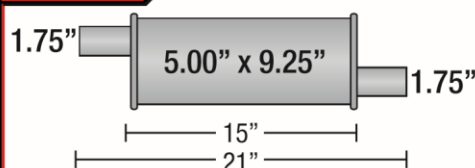
59101



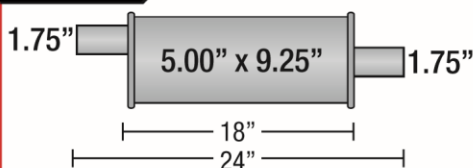
59626



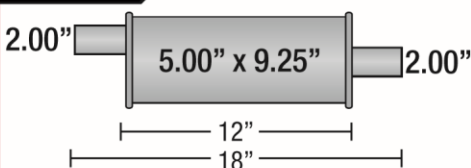
59632



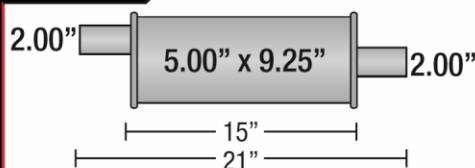
59616



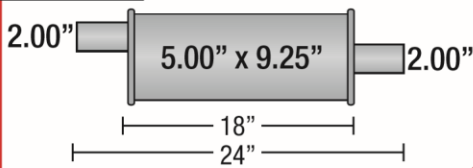
59200



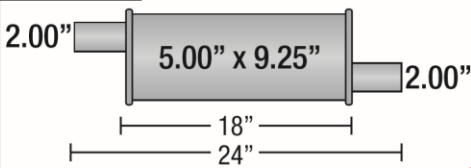
59648



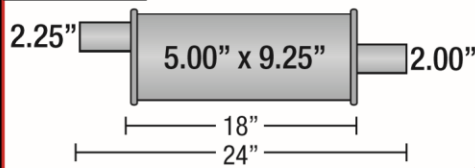
59612



59613



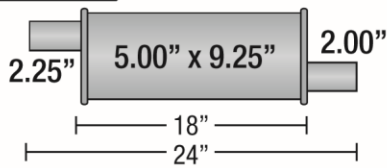
59614



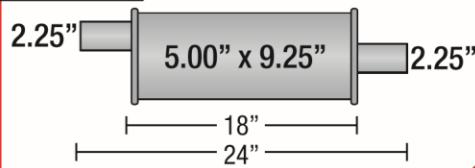
Premium Mufflers - Universal

OVAL BODY

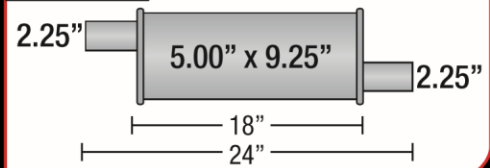
59615



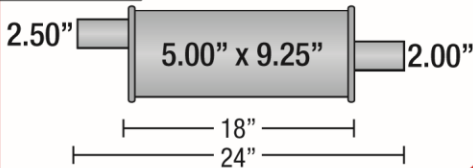
59621



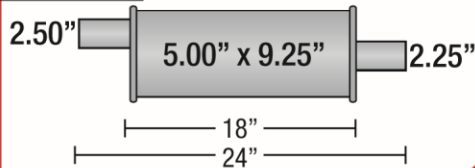
59605



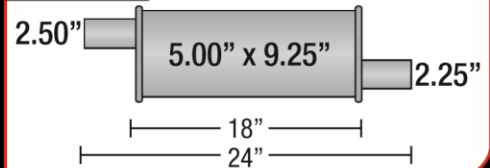
59617



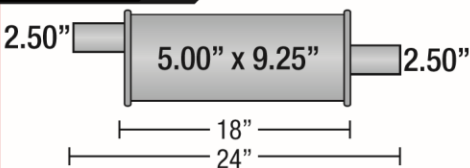
59619



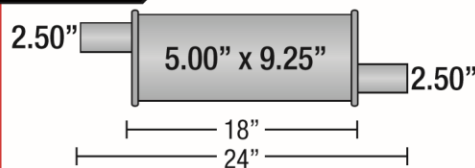
59685



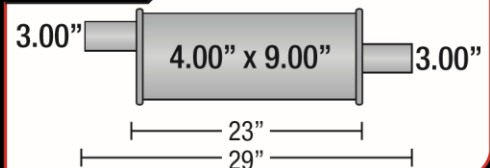
59319



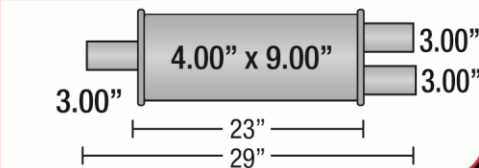
59511



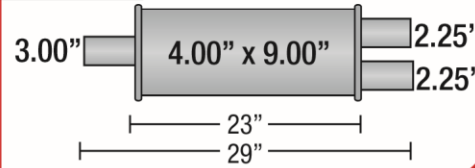
59500



59501

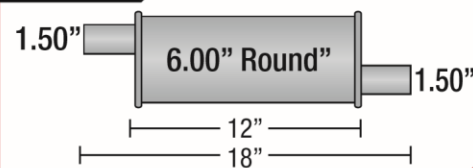


59502

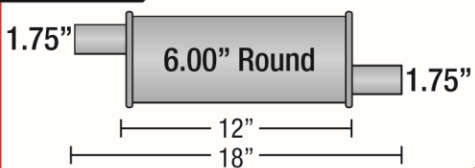


ROUND BODY

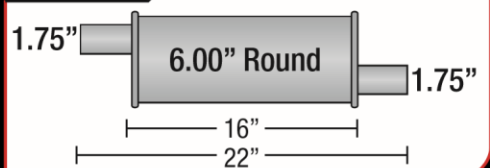
59610



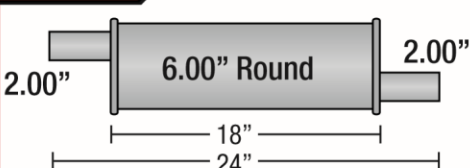
59660



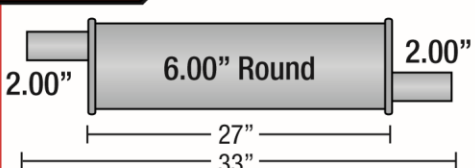
59601



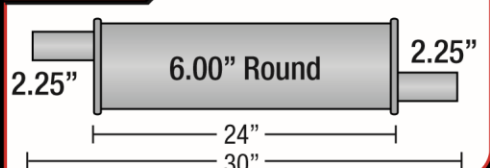
59656



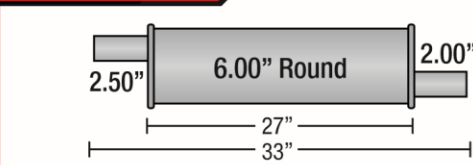
59653



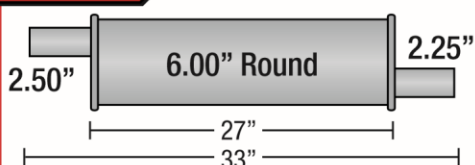
59654



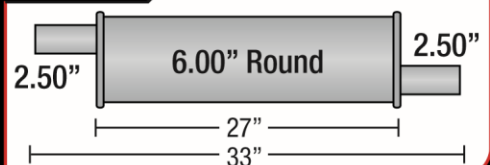
59655



59438



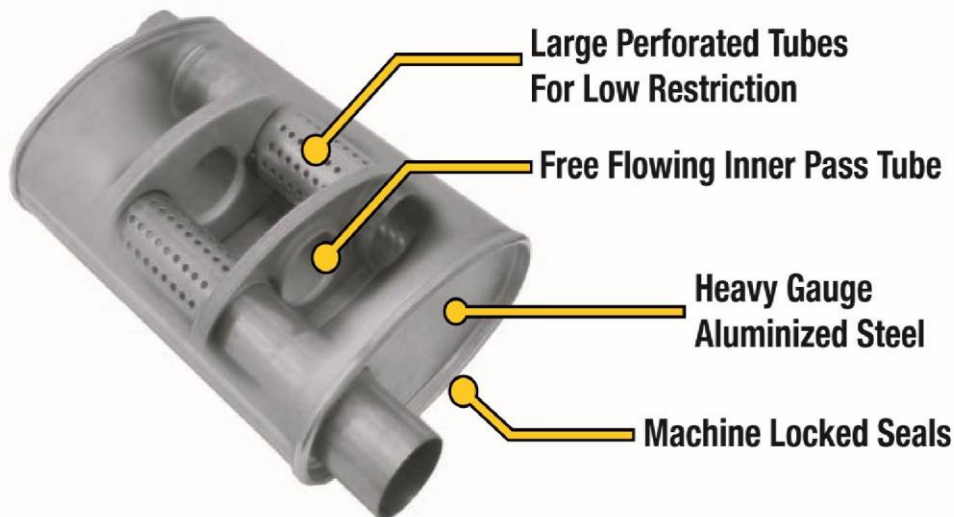
59437



Note: Premium Muffler neck dimensions are inner diameter (I.D.)

TURBO MAX

Lawson Industries Turbo Max Performance Mufflers feature a classic turbo muffler design. It is 100% aluminized & has mechanically spun locked heads for a leak free seal. It's gigantic, high-output flow tubes provide more horsepower, better gas mileage, and a sound of pure performance!



OVAL BODY

59750

5.00" x 9.25"



59751

5.00" x 9.25"



59752

5.00" x 9.25"



59753

5.00" x 9.25"



59754

5.00" x 9.25"



59755

5.00" x 9.25"



High Performance Mufflers

INSYNERATOR™

Performance Series



Increases Horsepower

Increases Torque

Increases Fuel Mileage


Deep Performance Sound

Amazing Price!

Two Chamber Design

Double Layered
Welded Necks

Heavy Gauge
Aluminized Steel



Inlet & Outlet Placement Varies



BURNING OUT THE COMPETITION!™

OFFSET / CENTER

77441

2.25" / 2.25"

77541

2.50" / 2.50"

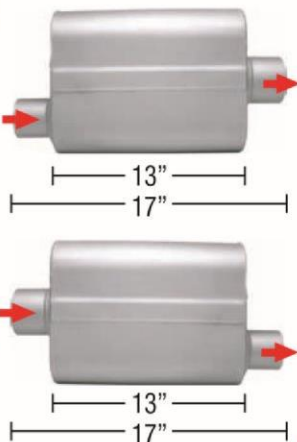
77641

3.00" / 3.00"

CENTER / OFFSET

77442

2.25" / 2.25"



77443

2.25" / 2.25"

77543

2.50" / 2.50"

77643

3.00" / 3.00"

OFFSET / OFFSET



77422

2.25" / 2.25"

77405

2.50" / 2.25"

77424

3.00" / 2.25"

77402

3.00" / 2.50"

CENTER / DUAL



77581

2.25" / 2.25"

77582

2.50" / 2.50"

DUAL / DUAL



77250

2.50" / 2.50"

77300

3.00" / 3.00"

CENTER / CENTER



77583

2.50" / 2.50"

- Camaro
- Firebird

TRANSVERSE



High Performance Mufflers



INSYNERATOR™

Big Body Series



Truck & SUV Applications
Large Displacement Engines
Deep Performance Growl

Inlet & Outlet Placement



OFFSET / CENTER

77751

3.00" / 3.00"



CENTER / OFFSET

77752

3.00" / 3.00"



17"
23"

77753

2.25" / 3.00"

DUAL / CENTER



17"
23"

77754

3.00" / 3.00"

DUAL / DUAL



17"
23"



INSYNERATOR™

Race Series



Inlet & Outlet Placement



Lightweight One Chamber
Race or Street Application
Aggressive Sound



77108

2.50" / 2.50"

CENTER / CENTER



5.00"
9.00"

77109

3.00" / 3.00"

77100

2.50" / 2.50"

OFFSET / OFFSET



5.00"
9.00"


77101

3.00" / 3.00"

77105

2.50" / 2.25"

CENTER / DUAL



5.00"
9.00"

77106

3.00" / 2.50"

77107

3.00" / 2.25"

High Performance Mufflers



Fully Welded Throughout

Round Body Fits Easily in Tight Spaces

No Mud Build Up on Muffler


Unique Diamond Baffle Directs Flow

Deep Aggressive Exhaust Note



BULLITT™

High Performance Muffler



PART #	IN / OUT	BODY DIA.	BODY LENGTH	OVERALL LENGTH
77920	2.00	5.00	13.00	18.00
77922	2.25	5.00	13.00	18.00
77925	2.50	5.00	13.00	18.00
77930	3.00	5.00	13.00	18.00
77940	4.00	5.00	13.00	18.00

INSYNERATOR™



Torpedo Packs



PART #	IN / OUT	CORE DIA.	CASE DIA.	CASE LENGTH	OVERALL LENGTH
45255	2.50/2.25	2.50	4.00	15.00	29.00
45265	3.00/2.25	3.00	4.00	15.00	29.00

Turbo Tubes



PART #	IN / OUT	TWIN TUBE DIA.	CASE DIA.	CASE LENGTH	OVERALL LENGTH
45271	2.00	1.50	4.00	12.00	18.00
45272	2.25	1.50	4.00	12.00	18.00
45273	2.00	1.50	4.00	18.00	24.00
45275	2.25	1.50	4.00	18.00	24.00

Glasspacks



PART #	IN / OUT	CORE DIA.	CASE DIA.	CASE LENGTH	OVERALL LENGTH
30122	1.75	1.75	3.00	12.00	18.00
35122	2.00	2.00	3.50	12.00	18.00
35182	2.00	2.00	3.50	18.00	24.00
35222	2.00	2.00	3.50	22.00	28.00
35302	2.00	2.00	3.50	30.00	36.00
40122	2.25	2.25	4.00	12.00	18.00
40182	2.25	2.25	4.00	18.00	24.00
40222	2.25	2.25	4.00	22.00	28.00
43182	3.00	3.00	4.00	18.00	24.00
45182	2.50	2.50	4.00	18.00	24.00

NECKS

Glasspacks



PART #	IN / OUT	CORE DIA.	CASE DIA.	CASE LENGTH	OVERALL LENGTH
30121	1.75	1.75	3.00	12.00	12.00
35121	2.00	2.00	3.50	12.00	12.00
35181	2.00	2.00	3.50	18.00	18.00
35221	2.00	2.00	3.50	22.00	22.00
35301	2.00	2.00	3.50	30.00	30.00
40121	2.25	2.25	4.00	12.00	12.00
40181	2.25	2.25	4.00	18.00	18.00
45181	2.50	2.50	4.00	18.00	18.00

BLANKS

High Performance Mufflers

RUSH

Performance Muffler



Fully Welded Throughout

Straight Through Perforated Core

Stainless Steel Mesh Wrap

Temp. Resistant Acoustical Fiber



Feel the power.



Part #	Inlet	Outlet	BL	OAL
71225	2.25	2.25	14.00	20.00
71226	2.50	2.50	14.00	20.00
71229	3.00	3.00	14.00	20.00



Part #	Inlet	Outlet	BL	OAL
71235	2.25	2.25	14.00	20.00
71236	2.50	2.50	14.00	20.00
71239	3.00	3.00	14.00	20.00



Part #	Inlet	Outlets	BL	OAL
71149	2.25	2.25	14.00	20.00



Part #	Inlet	Outlet	BL	OAL
72289	3.00	3.00	24.00	30.00



Part #	Inlets	Outlets	BL	OAL
72468	2.50	2.50	18.00	24.00



Part #	Inlet	Outlets	BL	OAL
72158	2.50	2.50	14.00	20.00
72198	3.00	2.50	14.00	20.00
72268	2.50	2.50	18.00	24.00
72288	3.00	2.50	18.00	24.00



Part #	Inlet	Outlet	BL	OAL
72589	3.00	3.00	22.00	28.00



Part #	Inlet	Outlet	BL	OAL
72272	4.00	4.00	24.00	30.00

Stainless Steel Mufflers



T304 Stainless Steel Body

Mirror Polished Finish

High Temp. Ceramic Fiber Filling

Stainless Steel Mesh Wrap

Straight Through Perforated Core

Laser Engraved LXP Logo

Professional Color Packaging



Lawson Xtreme Performance

55030

WIDE MOUTH DTM

IN 2.25
OUT 5.00
BODY 5.00 X 8.00
BL 14.00
OAL 24.25



55558

STRAIGHT DOUBLE WALL

IN 2.25
OUT 3.00
BODY 5.00 X 8.00
BL 12.00
OAL 21.25



55561

ANGLE CUT ROUND

IN 2.25
OUT 4.00
BODY 6.00 ROUND
BL 14.00
OAL 19.00



55567

STRAIGHT ROUND

IN 2.25
OUT 4.00
BODY 5.00 ROUND
BL 12.00
OAL 17.50



55587

ANGLE CUT TITANIUM FLAME TIP

IN 2.25
OUT 4.00
BODY 5.50 ROUND
BL 12.00
OAL 20.00



55018

DTM ROUND

IN 2.25
OUT 2.50 D
BODY 5.00 X 8.00
BL 12.00
OAL 22.00



55550

DUAL SQUARE

IN 2.25
OUT 2.50 x 3.00 D
BODY 5.00 X 8.00
BL 12.00
OAL 21.00



55551

DUAL ROUND

IN 2.25
OUT 3.50 D
BODY 5.00 X 8.00
BL 12.00
OAL 22.00



55588

CARBON FIBER BODY

IN 2.25
OUT 3.50
BODY 5.00 X 8.00
BL 12.00
OAL 22.00



55019

TUNABLE STRAIGHT

IN 2.25
OUT 4.00
BODY 5.00 ROUND
BL 12.50
OAL 16.50



55020

TUNABLE STRAIGHT

IN 2.25
OUT 4.00
BODY 5.50 ROUND
BL 14.00
OAL 19.50



55025

TUNABLE ANGLE-CUT

IN 2.25
OUT 4.00
BODY 6.00 ROUND
BL 14.00
OAL 21.00



Stainless Steel Mufflers

55029

TUNABLE ANGLE-CUT

IN	2.50
OUT	3.50
BODY	4.00 ROUND
BL	15.00
OAL	24.00



55573

TUNABLE ANGLE-CUT TITANIUM TIP
GOLD WELDS (LARGE)

IN	2.25
OUT	4.50
BODY	6.00 ROUND
BL	12.00
OAL	20.00



55574

TUNABLE ANGLE-CUT TITANIUM TIP
GOLD WELDS (SMALL)

IN	2.00
OUT	3.00
BODY	4.00 ROUND
BL	10.00
OAL	16.00



55577

TUNABLE ANGLE-CUT TITANIUM TIP
CARBON FIBER CASE

IN	2.25
OUT	4.00
BODY	5.50 ROUND
BL	12.00
OAL	19.00



55578

TUNABLE ANGLE-CUT TITANIUM
TIP BLUE CASE

IN	2.25
OUT	3.50
BODY	5.00 ROUND
BL	12.00
OAL	18.00



55579

TUNABLE ANGLE-CUT TITANIUM
TIP GOLD CASE

IN	2.25
OUT	3.50
BODY	5.00 ROUND
BL	12.00
OAL	18.00



55580

TUNABLE ANGLE-CUT TITANIUM
TIP RED CASE

IN	2.25
OUT	3.50
BODY	5.00 ROUND
BL	12.00
OAL	18.00



55582

TUNABLE ANGLE-CUT TITANIUM
TIP SILVER CASE

IN	2.25
OUT	3.50
BODY	5.00 ROUND
BL	12.00
OAL	18.00



55583

TUNABLE ANGLE-CUT TITANIUM
TIP BLACK CASE

IN	2.25
OUT	3.50
BODY	5.00 ROUND
BL	12.00
OAL	18.00



55584

TUNABLE ANGLE-CUT TITANIUM
TIP GREEN CASE

IN	2.25
OUT	3.50
BODY	5.00 ROUND
BL	12.00
OAL	18.00



Stainless Steel Muffler Straps



Part #	Description
55545	5.50" Round
55546	4.00" Round
55547	5.00" Round
55548	6.00" Round
55549	8.50" Oval



Professional Full Color Packaging



Exhaust Tips

STAINLESS SERIES



T304 Stainless Steel Body
Mirror Polished Finish
Laser Engraved LXP Logo
Professional Color Packaging

MIDNIGHT SERIES



Black Stainless Steel
Mirror Polished Finish
Popular Sizes & Styles
Professional Color Packaging

CHROME SERIES



Double Layered Chrome Plating
Mirror Finish
Wide Variety of Tip Sizes & Styles
Professional Color Packaging

ANGLE-CUT

PART	IN	OUT	OAL
55051	2.50	4.00	22.00
55052	2.50	4.00	18.00
55053	2.50	4.00	12.00
55054	2.25	3.50	22.00
55055	2.25	3.50	18.00
55056	2.25	3.50	12.00
55058	2.25	3.00	18.00
55059	2.25	3.00	12.00
55205	2.25	3.50	16.00
55206	2.25	3.00	16.00



ANGLE-ROLLED

PART	IN	OUT	OAL
55185	2.50	4.00	22.00
55186	2.50	4.00	18.00
55187	2.50	4.00	12.00
55188	2.25	3.50	22.00
55189	2.25	3.50	18.00
55190	2.25	3.50	12.00
55191	2.25	3.00	18.00
55193	2.25	3.00	12.00
55194	2.25	3.50	16.00
55207	2.25	3.00	16.00
55208	2.25	3.00	16.00



STRAIGHT-CUT

PART	IN	OUT	OAL
55042	2.50	4.00	18.00
55043	2.50	4.00	12.00
55045	2.25	3.50	18.00
55046	2.25	3.50	12.00
55048	2.25	3.00	18.00
55049	2.25	3.00	12.00



STRAIGHT-ROLLED

PART	IN	OUT	OAL
55174	2.50	4.00	18.00
55175	2.50	4.00	12.00
55176	2.25	3.50	22.00
55177	2.25	3.50	18.00
55178	2.25	3.50	12.00
55181	2.25	3.00	12.00



ANGLE DOUBLE WALL

PART	IN	OUT	OAL
55360	2.50	4.00	22.00
55361	2.50	4.00	18.00
55362	2.50	4.00	12.00
55363	2.50	3.50	18.00
55364	2.25	3.50	18.00
55365	2.50	3.50	12.00
55366	2.25	3.50	12.00
55367	2.25	3.00	18.00
55368	2.25	3.00	12.00



PENCIL TIP

PART	IN	OUT	OAL
55060	2.25	2.50	10.00



STRAIGHT ROLLED

PART	IN	OUT	OAL
55061	2.25	3.50	7.25



STRAIGHT DOUBLE WALL

PART	IN	OUT	OAL
55075	2.25	3.00	7.00
55079	2.50	4.00	7.00





ANGLE DOUBLE WALL

PART	IN	OUT	OAL
55080	2.25	4.00	7.00
55081	2.25	4.00	4.50



RESONATED OVAL

PART	IN	OUT	OAL
55127	2.25	4.50	7.00



CAMARO / FIREBIRD

PART	IN	OUT	OAL
55132	2.25	6.00	10.00
55133	2.50	6.00	10.00
55134	2.50	8.00	10.00



CAMARO / FIREBIRD

Sold as a pair.

PART	IN	OUT	OAL
55335	2.25	8.00	10.00



DOUBLE WALL

PART	IN	OUT	OAL
55148	2.00	3.00	6.50



DUAL ROUND

PART	IN	OUT	OAL
55150	2.25	3.50D	12.00
55156	2.25	3.50D	9.50



DUAL DTM STYLE

PART	IN	OUT	OAL
55151	2.25	3.50D	11.00



DUAL SQUARE ROLLED

PART	IN	OUT	OAL
55154	2.25	3.00D	10.00



CHEVY BOWTIE TIP

PART	IN	OUT	OAL
55160	2.25	4.50	9.00



'70 FORD MUSTANG

PART	IN	OUT	OAL
55200	2.25	4.00	10.50



OVAL ANGLE ROLLED

PART	IN	OUT	OAL
55201	2.25	6.00	10.00



CARBON FIBER

PART	IN	OUT	OAL
55210	2.25	3.50	7.00



TITANIUM STYLE

PART	IN	OUT	OAL
55214	2.25	3.50	7.00



GRILLED TIP

PART	IN	OUT	OAL
55219	2.25	6.00	7.00



SPLIT OVAL

PART	IN	OUT	OAL
55218	2.25	6.00	7.00



ANGLE-CUT DIESEL

PART	IN	OUT	OAL
55220	4.00	5.00	12.00
55221	4.00	5.00	18.00
55223	5.00	6.00	12.00
55224	5.00	6.00	18.00



ANGLE-ROLLED DIESEL

PART	IN	OUT	OAL
55226	4.00	5.00	12.00
55227	4.00	5.00	18.00
55229	5.00	6.00	12.00
55230	5.00	6.00	18.00



DUAL SQUARE DTM

PART	IN	OUT	OAL
55234	2.25	2.75D	12.00



DUAL ANGLE DOUBLE WALL

Sold as a pair.

PART	IN	OUT	OAL
55235	2.25	3.50	10.00



DOUBLE ROLLED ANGLE

PART	IN	OUT	OAL
55238	2.25	6.00	6.50



HEART SHAPE

PART	IN	OUT	OAL
55238	2.00	3.00	6.00



Exhaust Tips

DUAL MERCEDES TIPS

Sold as a pair.

PART	IN	OUT	OAL
55295	2.25	4.00	11.00



DUAL ESCALADE / SUV

Sold as a pair.

PART	IN	OUT	OAL
55297	2.25	8.00	12.00



3D STAR SHAPE

PART	IN	OUT	OAL
55351	2.25	5.50	3.50



3D HEART SHAPE

PART	IN	OUT	OAL
55352	2.25	5.00	3.50



ANGLE-CUT BLACK

PART	IN	OUT	OAL
58051	2.25	4.00	22.00
58052	2.25	4.00	18.00
58054	2.25	3.50	22.00
58055	2.25	3.50	18.00
58056	2.25	3.50	12.00



ANGLE-ROLLED BLACK

PART	IN	OUT	OAL
58187	2.25	4.00	22.00
58189	2.25	4.00	18.00
58190	2.25	3.50	22.00
58191	2.25	3.50	18.00



OVAL ANGLE BLACK

PART	IN	OUT	OAL
58201	2.25	6.00	10.00



CAMARO / FIREBIRD BLACK

PART	IN	OUT	OAL
58134	2.50	8.00	10.00



DUAL OVAL BLACK

PART	IN	OUT	OAL
58154	2.25	3.50D	10.00



ANGLE-CUT CHROME

PART	IN	OUT	OAL
56100	2.00	2.00	9.00
56101	2.25	2.25	9.00
56102	2.50	2.50	9.00
56103	2.25	3.50	16.00
56104	2.25	3.50	18.00
56105	2.25	3.50	22.00
56114	2.00	3.00	16.00
56115	2.50	4.00	18.00
56116	3.00	5.00	18.00
56132	2.00	3.00	12.00
56133	2.25	3.50	12.00
56136	2.50	4.00	12.00
56137	2.50	4.00	22.00



ANGLE-ROLLED CHROME

PART	IN	OUT	OAL
56121	2.00	3.00	12.00
56122	2.00	3.00	16.00
56124	2.25	3.50	12.00
56125	2.25	3.50	18.00
56126	2.25	3.50	22.00
56127	2.50	4.00	12.00
56128	2.50	4.00	18.00



TURN-DOWN CHROME

PART	IN	OUT	OAL
56110	2.00	2.00	9.00
56111	2.25	2.25	9.00
56112	2.50	2.50	9.00



PENCIL TIP CHROME

PART	IN	OUT	OAL
56107	2.00	2.00	9.00
56108	2.25	2.25	9.00
56109	2.50	2.50	9.00



ANGLE BOX TIP CHROME

PART	IN	OUT	OAL
56144	2.00	3.00	9.00



CHEVELLE TIP CHROME

PART	IN	OUT	OAL
56145	2.00	2.50	7.00
56165	2.00	3.00	9.00



MEGA DIESEL CHROME

PART	IN	OUT	OAL
56160	4.00	7.00	18.00
55156	4.00	8.00	18.00



D1040 96-98 Chev Cavalier/ Sunfire (2.4L)
97-98 Chev Malibu (2.4L)



Gasket#: 24283

Inner Braid

D1051 89-94 Geo Tracker/ Sidekick



Gasket#: 24581

D1052 96-98 Pon. Grand Am/ Buick
Skylark/ Olds Achieva (2.4L)



Gasket#: 24283

Inner Braid

D1059 96-99 Chrys Town & Country/
Caravan. Voyager (3.0L)



Gasket#: 24293

Inner Heat
Shield

D1060 96-00 Chrys Town & Country/
Caravan. Voyager (3.3L & 3.8L) ,
00-02 Neon (2.0L)



Gasket#: 24280

Inner Heat
Shield

D1083 96-98 Chev Cavalier/ Sunfire
97-98 Malibu (ALL 2.4L)



Gasket#: 24283

D1084 91-95 Toyota Previa



Gasket#: 24574

Inner Braid

D1085 87-99 Ford F-Series & 87-95 E-Series
Repair Pipe



Gasket#: 24842

D1094 95-98 Ford Contour/ Mercury
Mystique (2.0L)



Gasket#: 24272

D1095 95-00 Ford Contour/ Mercury
Mystique (2.5L) A/T



Gasket#: 24308

Inner Heat
Shield

D1137 97-03 Buik Regal/ Chev. Impala/
Pon. Grand Prix/ 98-99 Olds In-
trigue (3.8L)



Gasket#: 24338

Inner Heat
Shield

D1181 96-97 Chev. S-10/ S-15 Sonoma/
Izuzu Hombre (2.2L)



Gasket#: 24327

Inner Braid

D1182 98-00 Chev. S-10/ GMC S15
Senoma (2.2L)



Gasket#: 24328

Inner Braid

D1183 96-99 Chev. Cavalier/Sunfire/Grand Am/
Achieva, 97-98 Chev Malibu, 96-98
Buick Skylark (2.4L)



Gasket#: 24283

Inner Braid

D1190 87-92 Volkswagen Jetta/Golf (1.8L)



Gasket#: 24864

D1200 99-01 Chev. Lumina APV (3.4L),
99 Venture/Silhouette/Montana (3.4L)



Gasket#: 24332

Inner Heat
Shield

D1201 99-02 Chev. Cavalier/Sunfire, 99-00
Malibu, 99-01 GrandAm/Alero
(2.4L)



Gasket#: 24338

Inner Heat
Shield

D1202 97-04 Buick Century (3.1L), 00-04
Impala/Monte Carlo (3.4L), 97-03
Grand Prix (3.1L)



Gasket#: 24332

Inner Heat
Shield

D1203 97-98 Chev. Lumina APV, 99-00 Montana,
97-98 Transport, 97-00 Silhouette,
97-00 Venture (3.4L)



Gasket#: 24332

Inner Heat
Shield

D1204 99-04 Olds. Alero, 99-03 Pontiac
Grand Am, 98-03 Chev. Malibu,
98-99 Olds. Cutlass (3.4L)



Gasket#: 24332

Inner Heat
Shield

D1205 98-99 Chev. Lumina/ Monte Carlo
(3.8L)



Gasket#: 24334

Inner Heat
Shield

D1206 95-00 Chrys. Cirrus/Sebring (2.4L/2.5L)
95-97 Dodge Stratus (2.0L/2.4L/2.5L)
98-00 Plym. Breeze (2.0/2.4L)



Gasket#: 24280

Inner Heat
Shield

D1290 94-96 Toyota Camry (2.2L)



Gasket#: 24509

D1292 99-02 Chev. Cavalier/
Pontiac Sunfire (2.2L)



Gasket#: 24585

Note: All gaskets are sold separately.

ZINC PLATED MUFFLER CLAMPS



Standard Duty 5/16 in.

PART #	DIAMETER	QTY
MCS112	1.50	100
MCS134	1.75	100
MCS200	2.00	100
MCS214	2.25	100
MCS212	2.50	100

Heavy Duty 3/8 in.

PART #	DIAMETER	QTY
MCH134	1.75	100
MCH200	2.00	100
MCH214	2.25	100
MCH212	2.50	100
MCH300	3.00	100
MCH350	3.50	50
MCH400	4.00	50
MCH500	5.00	50

METAL EXHAUST STRAPS



2 Hole Strap - 3/16 in. Thick

PART #	LENGTH	QTY
HDS7S-2	7.00	25
HDS7L-2	7.00	25
HDS9S-2	9.00	25
HDS9L-2	9.00	25

5 Hole Strap 1/8 in. Thick

PART #	LENGTH	QTY
MB6S-5	6.00	25
MB7S-5	7.00	25
MB7L-5	7.00	25
MB9S-5	9.00	25
MB9L-5	9.00	25

UNIVERSAL BRACKETS

04220

Universal L
Box of 50



04221

GM Truck
Box of 50.



04223

Ford Truck
Box of 50



04224

Chev./ Universal
Box of 50



04225

Universal Speed Bracket
Box of 10



RUBBER STRAPS

04260

4 Hole Thick
Box of 50



04261

4 Hole Standard
Box of 50



04262

5 Hole Wide
Box of 50



04270

6 Hole Thick/Long
Box of 50



360° Pivot Hangers



Long 360° Hangers

PART #	DIAMETER	QTY
04240	5 hole Closed	50
04241	Blank Closed	50
04250	5 Hole Open	50

Short 360° Hangers

PART #	DIAMETER	QTY
04253	Closed	50
04254	Open	50

360° T-Hangers

PART #	DIAMETER	QTY
04251	Closed	50
04252	Open	50

J-HANGERS

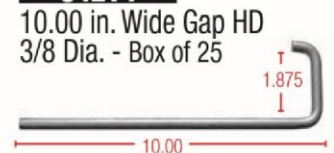
04210

8.00 in. Standard
5/16 Dia. - Box of 25



04214

10.00 in. Wide Gap HD
3/8 Dia. - Box of 25



04231

The Southern Hanger™
• 3/8 in. Heavy Duty (Box of 50)
• Reversible Design
• Highest Grade Rubber



NUTS

Hi-Nut

PART #	DIMENSIONS	QTY
07000	3/8 x 5/8 USS	100

Coarse Thread Hex Nuts

PART #	DIMENSIONS	QTY
07010	3/8 USS	100
07012	5/16 USS	100
07015	7/16 x 5/8 USS	100

SAE (fine) Hex Nuts

PART #	DIMENSIONS	QTY
07011	3/8	100
07014	7/16	100

Metric Nuts

PART #	DIMENSIONS	QTY
07020	8 x 1.25	100
07021	10 x 1.25	100
07022	10 x 1.50	100

SCREWS

USS Cap Screws

PART #	DIMENSIONS	QTY
07040	3/8 x 1 USS	100
07041	3/8 x 1 1/4 USS	100
07042	3/8 x 1 1/2 USS	100
07043	3/8 x 2 USS	100
07049	3/8 x 2.50 USS	100
07044	5/16 x 1 USS	100
07045	5/16 x 1 1/4 USS	100
07046	5/16 x 1 1/2 USS	100
07047	5/16 x 2 USS	100
07048	5/16 x 2.50 USS	100

Coarse Grade 5 Cap Screws

PART #	DIMENSIONS	QTY
07070	3/8 x 2 USS	100

Self Tapping Screws

PART #	DIMENSIONS	QTY
07080	3/8 x 1	100
07081	3/8 x 1 1/2	100
07082	5/16 x 1	100
07083	5/16 x 1 1/4	100
07084	5/16 x 1 1/2	100

COTTER PINS

Cotter Pins

PART #	DIMENSIONS	QTY
07127	1/8 x 1	100
07128	3/32 x 1 1/8	100
07129	1/8 x 1 1/2	100

STUDS

Foreign Studs - No Finder

PART #	DIMENSIONS	QTY
07090	8 x 1.25	25
07091	10 x 1.50	25
07092	10 x 1.25 x 43mm	25

GM Studs - No Finder

PART #	DIMENSIONS	QTY
07100	2 x 3/8	25
07101	2 1/4 x 3/8	25
07102	3 x 3/8	25

Ford Studs - No Finder

PART #	DIMENSIONS	QTY
07109	2 x 7/16	25
07110	2 1/2 x 7/16	25
07111	3 x 7/16	25
07112	4 x 7/16	25

GM Studs - With Finder Point

PART #	DIMENSIONS	QTY
07105	2 1/2 x 3/8	25
07106	3 1/2 x 3/8	25

Ford Studs - With Finder Point

PART #	DIMENSIONS	QTY
07108	2 x 7/16	25

WASHERS

Fender Washers

PART #	DIAMETER	QTY
07115	3/8 x 1 1/4 USS	100
07116	3/8 x 1 1/2 USS	100
07117	5/16 x 1 1/4 USS	100

Lock Washers

PART #	DIAMETER	QTY
07118	3/8	100
07119	5/16	100
07120	7/16	100

Plate Washers (flat)

PART #	DIAMETER	QTY
07123	3/8 x 1 USS	100
07124	5/16 x 1 1/16	100
07125	5/16 x 7/8 USS	100

MISCELLANEOUS

07139

Rubber
Snap Grommets
(Bag of 25)

07140

O2 Sensor Plug
(each)

07141

O2 Sensor Bushing (QTY 5)

PREMIUM RUBBER EXHAUST HANGERS

























LEGEND 1-MARWIL 4-IPC/MIDAS
2-ROL 5-WALKER
3-GOERLICH'S 6-ARVIN

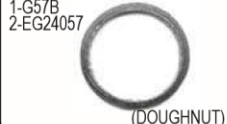
<p>NISSAN STANZA 1990-1992 MAXIMA 1989-1992</p>  <p>05001</p> <p>1-TH1001B 2-BR91993 3-F2276</p>	<p>VOLVO 740 & 760 SERIES 1983-1988</p>  <p>05014</p> <p>1-FEH1014 2-BR437 3-8149 4-F2181 5-35206 6-528905</p>	<p>MAZDA MIATA 1990 CADILLAC ALLANTE 1983 FORD 1988-1992</p>  <p>05018</p> <p>1-TH1018B 2-BR91989 4-F2209</p>	<p>VOLVO 1967-1982</p>  <p>05124</p> <p>1-FEH124 2-BR538 3-8553 4-F1770 5-35351 6-528800</p>
<p>VOLVO 1967-1974</p>  <p>05125</p> <p>1-FEH125 2-BR536 3-57807603</p>	<p>VOLVO 1983-1988</p>  <p>05154</p> <p>1-FEH1154 2-BR92149 3-57807603</p>	<p>FORD / HONDA / STERLING 1987-1990</p>  <p>05187</p> <p>1-FEH1187 2-BR91978 3-8092 5-35286 6-528923</p>	<p>JAGUAR XJ 1985-1987</p>  <p>05189</p> <p>1-SF164 2-66211 3-57807603</p>
<p>MAZDA 1986-1991</p>  <p>05198</p> <p>1-FEH1198 2-BR91948 3-8133 4-F2280 5-35811 6-528999</p>	<p>NISSAN / DATSUN 1968-1973</p>  <p>05304</p> <p>1-FEH304 2-BR541 3-57807603</p>	<p>BMW 1983-1990</p>  <p>05336</p> <p>1-FEH336 2-BR643 4-F2172 5-35711</p>	<p>BMW 1968-1993</p>  <p>05337</p> <p>1-FEH337 2-BR659 3-8518 4-F1796 5-35123 6-528999</p>
<p>NISSAN / DATSUN 1974-1984</p>  <p>05341</p> <p>1-FEH341 2-BR548 3-57807603</p>	<p>TOYOTA 1975-1993</p>  <p>05346</p> <p>1-FEH346 2-BR570 3-8535 4-F1590 5-35386 6-528958</p>	<p>CHRYSLER 1981-84</p>  <p>05353</p> <p>1-FEH353 2-BR353 3-8588 4-F15912 5-35096 6-528602</p>	<p>CHRYSLER 1982-93</p>  <p>05354</p> <p>1-FEH354 5-35037 6-522500</p>
<p>FORD 1983-1992</p>  <p>05360</p> <p>1-TPH360B 2-BR837 3-8198 4-F2134 5-135870 6-528767</p>	<p>FORD 1983-1986</p>  <p>05363</p> <p>1-TPH363B 2-BR836 3-8197/8236 4-F2187 5-35707 6-528767</p>	<p>FORD 1978-1989</p>  <p>05376</p> <p>1-FEH376 2-BR555 3-8262 4-F1910 5-35091 6-528705</p>	<p>NISSAN / DATSUN 1975-1993</p>  <p>05380</p> <p>1-FEH380 2-BR598 3-8519 4-F1735 5-35126 6-529054</p>
<p>TOYOTA PICKUP 1979-1993</p>  <p>05391</p> <p>1-FEH391 2-BR433 3-8260 4-F2169 5-35111 6-528870</p>	<p>ISUZU / MAZDA 1989-91 1977-1993</p>  <p>05400</p> <p>1-FEH400 2-BR817 3-8547 4-F1670 5-35473 6-528766</p>	<p>CHRYSLER K CARS 1984-1993</p>  <p>05403</p> <p>1-FEH403 2-BR840 3-8195 4-F2170 5-35706 6-529088</p>	<p>NISSAN STANZA 82-90</p>  <p>05405</p> <p>1-FEH400 2-BR817</p>

OEM Rubber Hangers

PREMIUM RUBBER EXHAUST HANGERS

LEGEND 1-MARWIL 4-IPC/MIDAS
2-ROL 5-WALKER
3-GOERLICH'S 6-ARVIN

<p>SAAB 99, 900 SERIES 1975-1993</p>  <p>1-FEH406 2-BR822 3-8545 4-F1969 5-35918 6-528963</p> <p>05406</p>	<p>GEO STORM / SPECTRUM 1984-1993</p>  <p>1-FEH413 2-BR406 4-F2173</p> <p>05413</p>	<p>FORD TRUCK 1983-1993</p>  <p>1-TPH425B 2-BR425 3-8197 4-2139 5-35212</p> <p>05425</p>	<p>HYUNDAI PONY / STELLAR 1984-1987</p>  <p>1-FEH448 2-BR448</p> <p>05448</p>
<p>GENERAL MOTORS 1984-1988</p>  <p>1-TPH461 2-BR407 3-8202/8208 4-F2182 5-35750 6-529026</p> <p>05461</p>	<p>ISUZU TRUCK PICKUP 1981-1987</p>  <p>1-FEH552 2-BR552 3-8511 4-F1914 5-35353 6-528954</p> <p>05552</p>	<p>FIAT / VOLVO 1974 - UP</p>  <p>1-FEH553 2-BR553 3-8554 4-F1777T 5-35044 6-528929</p> <p>05553</p>	<p>ALFA/ AUDI/ BMW/ CHRYSLER/ NISSAN/ FIAT/ FORD/ GMC/ MAZDA/ M.B./ MITSUBISHI/ RENAULT/ SAAB/ SUBARU/ TOYOTA/ VW/ VOLVO 1957-UP</p>  <p>1-FEH554 2-BR554 3-9959 4-F1565 5-35391 6-528802</p> <p>05554</p>
<p>AUDI/ SAAB/ MERCEDES/ VOLKSWAGEN</p>  <p>1-FEH556 2-BR556 3-339995 4-F2898T 5-35042 6-528804</p> <p>05556</p>	<p>HONDA CIVIC 1975-1980</p>  <p>1-FEH559 2-BR559 3-8532 4-F1797 5-35550 6-528707</p> <p>05559</p>	<p>HONDA/ MAZDA/ RENAULT 1976-1986</p>  <p>1-FEH560 2-BR560 3-8531 4-F1780T 5-35119 6-528811</p> <p>05560</p>	<p>AUDI / VOLKSWAGEN 1973-1987</p>  <p>1-FEH568 2-BR568 3-8515 4-F3759 6-528708</p> <p>05568</p>
<p>RENAULT 1962-1977</p>  <p>1-FEH642 2-GR607</p> <p>05642</p>	<p>AMC / JEEP / RENAULT 1983-1987</p>  <p>1-TPH834B 2-BR820 3-8210 4-F2116 5-35708 6-528918</p> <p>05834</p>	<p>GM MIDSIZED 1983-91</p>  <p>1-TPH874B 2-BR874 3-8202 4-F2344 6-523200</p> <p>05863</p>	<p>TOYOTA 1983-1988</p>  <p>1-FEH867 2-BR867 6-528873</p> <p>05867</p>
<p>SAAB 1983-93 900 SERIES</p>  <p>1-FEH869 2-BR869 3-8151 4-F2163 5-35728 6-528925</p> <p>05869</p>	<p>GENERAL MOTORS FULL SIZE 1984-1993</p>  <p>1-TPH863B 2-BR863</p> <p>05874</p>	<p>CHRYSLER/ HYUNDAI/ MITSUBISHI/ MAZDA/ TOYOTA/ TOYOTA TRUCK</p>  <p>1-FEH880 2-BR549</p> <p>05880</p>	<p>TOYOTA CRESSIDA 1985-1988</p>  <p>1-FEH908 2-BR400 3-8287 4-F1780 5-35460 6-528956</p> <p>05908</p>
<p>NISSAN/ DATSUN/ HONDA/ ISUZU/ SUBARU/ TOYOTA 1982-1988</p>  <p>1-FEH939 2-BR91995</p> <p>05939</p>	<p>HONDA 1982-1987</p>  <p>1-FEH941 3-8075 4-F2120 5-35029 6-528955</p> <p>05941</p>	<p>NISSAN/ DATSUN/ MAZDA/ SAAB 1974-1987</p>  <p>1-FEH942 2-BR92072 3-8536 4-F1598 6-529018</p> <p>05942</p>	<p>TOYOTA CELICA 1993-1994</p>  <p>1-TH988B 2-BR92053</p> <p>05988</p>

24001UNIVERSAL
1 3/4" I.D.**24002**UNIVERSAL
2.00" I.D.**24003**UNIVERSAL
2 1/16" I.D.**24004**UNIVERSAL
2 1/8" I.D.**24010**BUICK/CHEV/GMC
2 1/8" I.D.**24011**BUICK/CHEV & GMC TRUCK
1957-1974 8 CYL - 2 9/16" I.D.**24015**BUICK/CHEV & GMC TRUCK
1957-1993 6/8 CYL - 1 7/8" I.D.**24017**FORD TRUCK/ CHEV GMC/ TRUCK
1957-1986 4/6/8 CYL - 2 1/32" I.D.**24020**CHEV & GMC TRUCK
1957-1984 8 CYL - 2 1/6" I.D.**24021**CHRYSLER/ DODGE TRUCK
1960-1964 6 CYL - 2 1/16" I.D.**24022**CHRYSLER/ DODGE TRUCK
1967-1968 8 CYL - 2.00" I.D.**24023**CHRYSLER 1958-1994 6/8 CYL
2 3/16" I.D.**24025**GM 1958-1994
6/8 CYL - 2 3/16" I.D.**24026**FORD/ TRUCK
1958-1969 6/8 CYL - 2 3/16" I.D.**24028**FORD
1960-1979 6 CYL - 1 7/8" I.D.**24030**FORD TRUCK/ OLDS/ RENAULT/ VOLVO
1961-1964 4/6/8 CYL 2 3/16" I.D.**24044**CADILLAC/ CHRYSLER
1969-1982 4/8 CYL - 2 1/2" I.D.**24055**AUDI / FORD
1958-1985 4/6 CYL - 1 13/16" I.D.**24057**CHEV/ CHEV & GMC TRUCK/
I.H.C. TRUCK 1958-1985 6/8 CYL
- 2 17/32" I.D.**24058**OLDSMOBILE
1963-1994 8 CYL - 2 1/16" I.D.**24059**AMC/ JEEP/ I.H.C. TRUCK
1963-1983 4/6/8 CYL - 1 7/8" I.D.**24070**AUDI / FORD TRUCK
1967-1976 4/6/8 CYL - 2 3/16" I.D.**24081**BUICK
1965-1974 8 CYL - 2.00" I.D.**24083**CHEV & GMC TRUCK
1957-1974 8 CYL - 2 3/8" I.D.**24088**FORD
1968-1978 - 2 1/8" I.D.**24092**

CHECKER, CHEVROLET V-8

**24094**UNIVERSAL
3 BOLT HEADER COLLECTOR
3.00" I.D.**24095**FORD
1975-1981 ALL - 2 7/16" I.D.**24096**FORD TRUCK&CAR / HYUNDAI /
MAZDA TRUCK/ MITSUB TRUCK
1975-1990 4/6/8 CYL - 2 1/4" I.D.**24100**GMC / JEEP
1975-1994 DIESEL - 2 1/2" I.D.**24109**CHEV & GMC TRUCK
1958-1985 8 CYL -
2 17/32" I.D.**24110**FORD & FORD TRUCK/ VOLVO/
CHEV & GMC TRUCK/ GMC
1977-1994 4/6/8 CYL - 2 1/32" I.D.**24111**AUDI / FORD TRUCK
1979-1993 4/6/8 CYL - 2 5/16" I.D.**24114**I.H.C. TRUCK
1974-1975 8 CYL - 2 1/8" I.D.**24124**UNIVERSAL
2 BOLT 2 1/4" FLANGE**24131**UNIVERSAL
3 BOLT HEADER COLLECTOR ALL
2 5/16" I.D.**24153**GEO / ISUZU
1990-1995 4 CYL - 1 11/16" I.D.**24154**ISSAN / RENAULT
1987-1988 4/6 CYL - 2 1/8" I.D.**24182**UNIVERSAL
2 1/16" I.D.**24184**UNIVERSAL
2 5/32" I.D.**24187**UNIVERSAL
1 3/4" I.D.**24186**UNIVERSAL
2 13/32" I.D.**24272**

FORD MERCURY 2.0L

**24334**

BUICK CHEV V-6

LEGEND
1-MARWIL
2-ROL

Gaskets

24206

GM 8 CYL. - 2 3/4" I.D.



1-G206B
2-EG24206

24229

CHRYSLER MINIVAN
2 1/2" I.D.



1-G229B
2-EG24229

24236

CHEV & GMC TRUCK
1996 - 27/32" I.D.



1-G236B (DOUGHNUT
2-EG24236 w/INSERT)

24239

HONDA
1993 - 2 9/32" I.D.



1-G239B (STEEL RING)
2-EG24239

24251

CHEV & GMC TRUCK
1996 - 2 13/16" I.D.



1-G251B
2-EG24251

24268

FORD/ MAZDA
1 13/16" I.D.



1-G268B
2-EG24268

24280

CHRYSLER CAR
2 19/32" I.D.



1-G280B
2-EG24280

24283

GM 2" I.D.



1-G283B
2-EG24283

24293

GM
2 5/16" I.D.



1-G293B
2-EG24293

24295

CHRYSLER, HYUNDAI, MITSUBISHI
27/32" I.D.



1-G295B
2-EG24295

24308

FORD CONTOUR



1-G308B
2-EG24308

24315

CHEV & GMC TRUCK
1996-1997 6/8 CYL
3 1/16" I.D.



1-G315B
2-EG24315

24316

CHEV & GMC TRUCK 8 CYL
2 5/16" I.D.



1-G316B
2-EG24316

24320

FORD 2 1/8" I.D.



1-G320B
2-EG24320

24327

CHEV, GMC, ISUZU 2.2L



1-G327B
2-EG24327

24328

CHEV, GMC, ISUZU 2.2L



1-G328B (STEEL RING)
2-EG24328

24332

BUICK, CADILLAC, CHEV



1-G332B (STEEL RING)
2-EG24332

24338

CHEV/PONTIAC/OLDS
(2.4L) 3.00" I.D.



1-G338B (FLAT)
2-EG24338

24506

CHEV & GMC TUCK/ NISSAN/
DATSUN/ TRIUMPH
1967-1974 8 CYL - 2 3/32" I.D.



1-G506B
2-EG24506

24509

TOYOTA
1975-1994 4/6 CYL - 2 1/8" I.D.



1-G509B (FLAT)
2-EG24509

24536

VOLVO
1961-1994 4 CYL - 1 13/16" I.D.



1-G536B
2-EG24536

24557

BMW / TRIUMPH
1967-1988 4/6 CYL - 1 3/16" I.D.



1-G557B
2-EG24557

24574

CHEV / ISUZU / TOYOTA
1967-1994 4/6 CYL & DIESEL
1 11/16" I.D.



1-G574B (FLAT)
2-EG24574

24578

ACURA / TOYOTA
1971-1994 4/6 CYL
1 9/16" I.D.



1-G578B (FLAT)
2-EG24578

24581

VOLVO
1961-1994 4 CYL - 1 13/16" I.D.



1-G581B
2-EG24581

24584

AUDI / CHEV / FORD / ISUZU
TOYOTA - 1975-1994 4/6 CYL &
DIESEL 2" I.D.



1-G584B (FLAT)
2-EG24584

24585

TOYOTA
SEVERAL 4/6 CYL & DIESEL
1 3/4" I.D.



1-G585B (FLAT)
2-EG24585

24593

AUDI / PORSCHE / VOLKSW
1975-1989 ALL CYL - 1 3/4" I.D.



1-G593B
2-EG24593

24594

ACURA / HONDA
1986-1991 4/6 CYL - 2 7/16" I.D.



1-G594B (STEEL RING)
2-EG24594

24597

NISSAN 1 13/32" I.D.



1-G597B
2-EG24597

24602

SAAB
1978-1989 4 CYL - 1 13/16" I.D.



1-G602B
2-EG24602

24613

LEXUS/ TOYOTA
1980-1994 6 CYL - 2 19/32" I.D.



1-G613B (FLAT)
2-EG24613

24615

TOYOTA 2.00" I.D.



1-G615B (FLAT)
2-EG24615

24624

SAAB 1 23/32" I.D.



1-G624B
2-EG24624

24635

MAZDA
1979-1991 2" I.D.



1-G635B
2-EG24635

24647

CHEVROLET/ HONDA
1985-1994 3/4 CYL - 1 11/16" I.D.



1-G647B (STEEL RING)
2-EG24647

24648

ACURA/AMC/JEEP/CHRYSLER/HONDA/
MAZDA/MITSUBISHI/SUBARU/VOLVO, 82-94,
4 CYL & DIESEL, 1 13/16" I.D.



1-G648B (STEEL RING)
2-EG24648

24658

FORD/MAZDA
2.00" I.D.



1-G658B
2-EG24658

24659

ACURA / HONDA
1980-1995 4 CYL - 2 1/8" I.D.



1-G659B (STEEL RING)
2-EG24659

24661

CHEV/ ISUZU & ISUZU
TRUCK/ OPEL; 85-95 4 CYL
2 3/16" X 3 1/16" I.D.



1-G661B
2-EG24661

24675

CHEVROLET / PONTIAC
1981-1993 6 CYL - 2 1/4" I.D.



1-G675B (HALF DOUGHNUT)
2-EG24675

24684

CHRYSLER / DODGE TRUCK/
MITSUBISHI; 83-94 4 CYL - 2" I.D.



1-G684B
2-EG24684

24685


CHRYSLER / DODGE / MITSUBISHI
2 1/2" I.D.



1-G685B
2-EG24685

24693

NISSAN/ DATSUN/ TRUCK
80-89 4 CYL & DIESEL - 1 3/4" I.D.



1-G693B
2-EG24693

24694

UNIVERSAL 2.00" I.D.



1-G694B
2-EG24694

24713

BMW/ MAZDA/ SAAB
1978-1993 4 CYL - 1 23/32" I.D.



1-G713B (DOUGHNUT)
2-EG24713

24723

CHRYSLER
1958-1994 6/8 CYL - 2 3/16" I.D.



1-G723B
2-EG24723

24731

NISSAN / DATSUN
1981-1994 -
2 1/2" I.D.



1-G731B
2-EG24731

LEGEND 1-MARWIL
2-ROL

24733FORD TRUCK
1983-1986 - 2 5/8" I.D.1-G733B
2-EG24733**24734**

CADILLAC 1 3/4" I.D.

1-G735B
2-EG24735 (HALF DOUGHNUT)**24735**BUICK/ CADILLAC/ CHEV
75-'90 6/8 CYL & DIESEL - 2 3/8" I.D.1-G735B
2-EG24735 (DOUGHNUT)**24736**AMC/ JEEP/ GMC/ CHEV TRUCK
1979-1995 4/6/8 CYL - 1 7/8" I.D.1-G736B
2-EG24736 (DOUGHNUT
w/INSERT)**24737**

GM, SUBARU 1-25/32" I.D.






1-G737B
2-EG24737 (HALF DOUGHNUT)**24738**AMC/ RENAULT/ JEEP/ GMC
1980-1994 4/6/8 CYL - 2 1/16" I.D.1-G738B
2-EG24738 (HALF DOUGHNUT)**24739**AMC/ JEEP/ GMC
1980-1994 4/6 CYL - 1 11/16" I.D.1-G739B
2-EG24739 (DOUGHNUT
w/INSERT)**24741**BUICK/ CADILLAC/ OLDS/ PONTIAC
1979-1988 6/8 CYL 2 1/8" I.D.1-G741B
2-EG24741 (DOUGHNUT
w/INSERT)**24742**CHRYSLER/ DODGE TRUCK
1979-1994 4 CYL - 2 1/16" I.D.1-G742B
2-EG24742 (HALF DOUGHNUT)**24743**FORD 1981-1994 DIESEL
2" I.D.1-G743B
2-EG24743 (HALF DOUGHNUT)**24748**UNIVERSAL
2 5/16" I.D.1-G748B
2-EG24748**24749**VOLKSWAGEN 1980-1992 4 CYL
2 13/16" I.D.1-G749B
2-EG24749 (HALF DOUGHNUT)**24751**AUDI 1979-1983 ALL
2 7/16" I.D.1-G751B
2-EG24751**24758**ACURA/ HONDA
1983-1995 4/6 CYL - 2" I.D.1-G758B
2-EG24758 (STEEL RING)**24759**AMC/ JEEP/ GMC/ CHEV TRUCK
1982-1994 4 CYL - 1 25/32" I.D.1-G759B
2-EG24759 (HALF DOUGHNUT)**24767**CHEV & GMC TRUCK 75-94 6/8
CYL & DIESEL 2 1/4" I.D.1-G767B
2-EG24767 (DOUGHNUT
w/INSERT)**24781**INFINITI/ NISSAN
1985-1992 6 CYL - 1 7/8" I.D.1-G781B
2-EG24781**24783**CHEVROLET/ HONDA/ MAZDA
1985-1994 3/4 CYL - 1 3/4" I.D.1-G783B
2-EG24783 (HALF DOUGHNUT)**24785**HONDA/ ACURA
1 13/16" I.D.1-G785B
2-EG24785**24796**FORD 1984-1994 4 CYL
2 5/8" I.D.1-G796B
2-EG24796**24797**

AUDI 5000 TURBO 1982-1983

1-G797B
2-EG24797**24798**CHEV/ GMC TRUCK 8 CYL 1979-
1995 - 2 1/4" I.D.1-G798B
2-EG24798 (DOUGHNUT
w/INSERT)**24799**FORD/ MAZDA 4 CYL 1986-1992
1 19/32" I.D. x 3 7/8" I.D.1-G799B
2-EG24799**24800**FORD/ HONDA/ MAZDA 4 CYL.
1987-2002 - 1 29/32" I.D.1-G800B
2-EG24800 (DOUGHNUT
w/INSERT)**24807**FORD (TRK/SUV/VAN/MUS)
1984-1995 4/6 CYL - 2 5/16" I.D.1-G807B
2-EG24807 (HALF DOUGHNUT)**24812**FORD 1986-1987 6 CYL
2" I.D.1-G812B
2-EG24812**24818**GMC 1986-1988
2 5/8" I.D.1-G818B
2-EG24818**24822**UNIVERSAL
3.00" I.D.1-G822B
2-EG24822**24830**CHRYSLER/ MITSUBISHI/ EAGLE/
HYUNDAI - 1985-1994 4 CYL
1 23/32" I.D.1-G830B
2-EG24830**24835**SUBARU - 1985-1993 6 CYL
1 7/8" I.D.1-G835B
2-EG24835 (HALF DOUGHNUT)**24841**CHEVY & GMC TUCK
79-95 8 CYL - 2 1/4" I.D.1-G841B
2-EG24841 (DOUGHNUT
w/INSERT)**24842**FORD 1986-1994 ALL
2 9/32" I.D. X 5 17/32" I.D.1-G842B
2-EG24842**24843**ACURA/ HONDA 85-94
4 CYL - 2 1/16" I.D.1-G843B
2-EG24843 (HALF DOUGHNUT)**24845**CHRYSLER/ EAGLE/ HYUNDAI/
MITSUBISHI 90-94 4/8 CYL
- 2 1/4" I.D.1-G845B
2-EG24845**24846**FORD/ MAZDA 1989-1998
4CYL - 2 3/8" I.D.1-G846B
2-EG24846**24847**CHRYSLER - 1989-1995 8 CYL
2 17/32" I.D.1-G847B
2-EG24847 (HALF DOUGHNUT)**24851**FORD/ MAZDA 1988-1994
6 CYL - 2 1/8" I.D.1-G851B
2-EG24851**24854**FORD/ MAZDA - 1989-1991
2 3/8" I.D.1-G854B
2-EG24854**24859**FORD TAURUS/CONTINENTAL
1990-1992 - 2 13/32" I.D.1-G859B
2-EG24859**24872**FORD - 1990-1994 4 CYL
2 1/16" I.D.1-G872B
2-EG24872**24886**NISSAN - 1986-1993 4/6 CYL
- 2 13/16" I.D.1-G886B
2-EG24886**24910**CADILLAC 8CYL 1990-1993
2 15/32" I.D.1-G910B
2-EG24910 (DOUGHNUT)**24600**CHEV TRUCK
- 2 1/4" I.D.1-G600E
2-EG24600**24864**87-92 Volkswagen
Jetta/Golf (1.8L)1-G684B
2-EG2464**24916**ACURA/BUICK 6 CYL
1988-2005 - 2 1/4" I.D.1-G916B
2-EG24916 (DOUGHNUT
w/INSERT)**24996**MAZDA - 1990-1994
4/6 CYL - 2 5/8" I.D.1-G996B
2-EG24996**LEGEND** 1-MARWIL
2-ROL

STEEL EXHAUST FLANGES

LEGEND 1-MARWIL 3-ARVIN
2-ROL

<p>UNIVERSAL FITS 1 3/4" PIPE</p>  <p>Gasket No. 24635</p> <p>06004</p> <p>1-SF004 2-SF67004 3-57524110</p>	<p>UNIVERSAL FITS 2 1/8" PIPE</p>  <p>Gasket No. 24886</p> <p>06006</p> <p>1-SF006 2-SF69096 3-57800403</p>	<p>UNIVERSAL FITS 2 1/4" PIPE</p>  <p>Gasket No. 24044</p> <p>06007</p> <p>1-SF007 2-SF67007 3-57800503</p>	<p>UNIVERSAL FITS 2 1/2" PIPE</p>  <p>Gasket No. 24095</p> <p>06008</p> <p>1-SF008 2-SF67008 3-57800603</p>
<p>CHEVROLET 2.16" I.D.</p>  <p>Gasket No. N/A</p> <p>06012</p> <p>1-SF012 2-SF67012 3-57845803</p>	<p>FORD O.E. #C5AA-5269B 2.08" I.D. W/CHAMFER</p>  <p>Gasket No. 24017</p> <p>06033</p> <p>1-SF033 2-SF68033 3-57845103</p>	<p>SMALL BLOCK/ PONTIAC/ UNIVERSAL FITS 2 1/4" PIPE</p>  <p>Gasket No. 24011</p> <p>06047</p> <p>1-SF047 2-SF68055 3-57824703</p>	<p>BUICK 2.69" I.D.</p>  <p>Gasket No. N/A</p> <p>06055</p> <p>1-SF055 2-SF67055 3-57846503</p>
<p>OLDSMOBILE 2.72" I.D.</p>  <p>Gasket No. 24735</p> <p>06060</p> <p>1-SF060 2-SF67059 3-57845103</p>	<p>BIG BLOCK/ CHEVY/ UNIVERSAL 5/16" THICK - 3" I.D.</p>  <p>Gasket No. 24094</p> <p>06064</p> <p>1-SF064 2-SF68064 3-57804303</p>	<p>BUICK 2.44" I.D.</p>  <p>Gasket No. N/A</p> <p>06087</p> <p>1-SF087 2-SF67087 3-57847403</p>	<p>UNIVERSAL 1.87" I.D.</p>  <p>Gasket No. 24023</p> <p>06088</p> <p>1-SF088 2-SF67005 3-57805203</p>
<p>UNIVERSAL / IMPORT 1.92" I.D.</p>  <p>Gasket No. N/A</p> <p>06111</p> <p>1-SF111 3-57852303</p>	<p>UNIVERSAL FITS 2.0" O.D. PIPE</p>  <p>Gasket No. 24004</p> <p>06133</p> <p>1-SF133 2-SF69083 3-57806403</p>	<p>UNIVERSAL / CHEVROLET 2 1/4" I.D. (3/8" THICK)</p>  <p>Gasket No. 24600</p> <p>06147</p> <p>1-SF147 2-68055 3-57806903</p>	<p>BIG BLOCK / UNIVERSAL 3/8" THICK - 2 1/2" I.D.</p>  <p>Gasket No. 24751</p> <p>06164</p> <p>1-SF164 2-68211 3-57807603</p>
<p>UNIVERSAL FITS 2.0" O.D. PIPE (5/16" THICK)</p>  <p>Gasket No. 24186</p> <p>06166</p> <p>1-SF166 2-66054 3-57853703</p>	<p>UNIVERSAL FITS 2 1/4" O.D. PIPE (3/8")</p>  <p>Gasket No. 24044</p> <p>06177</p> <p>1-SF177 2-66044 3-57807803</p>	<p>UNIVERSAL FITS 2 1/2" O.D. PIPE (3/8 THICK)</p>  <p>Gasket No. 24095</p> <p>06188</p> <p>1-SF188 2-66045 3-57807903</p>	<p>UNIVERSAL FITS 2.0" O.D. PIPE (5/16" THICK)</p>  <p>Gasket No. 24886</p> <p>06772</p> <p>1-SF772 2-68049 3-57814503</p>
<p>UNIVERSAL 3" HEADER COLLECTOR</p>  <p>Gasket No. 24635</p> <p>06781</p> <p>1-SF781 2-66193 3-57815203</p>	<p>GEO 3 BOLT - 3 1/4"</p>  <p>Gasket No. 48206</p> <p>06782</p> <p>1-SF782 2-SF56242 3-57815303</p>	<p>CHEVROLET/ GMC/ CHEVROLET & GMC S-10/ BLAZER/ JIMMY/ PICK-UP 1988 2.50" I.D.</p>  <p>Gasket No. 24733</p> <p>06888</p> <p>1-SF888 2-SF56115 3-57818203</p>	<p>CONVERTER FLANGE 2.68" I.D.</p>  <p>Gasket No. N/A</p> <p>06915</p> <p>1-SF915 2-SF67112 3-578506</p>