



## EYFS

Starting from Week 4 in the Autumn term, home learning challenges will be set on Tapestry. Phonics learning will also be shared using Little Wandle. This will support children's understanding of the Early Learning Goals (ELGs)

**In EYFS phonics home learning will be set every Friday**

### Our Learning in Reception Autumn 1

As part of our learning this half term, we recommend parents and carers take children for autumnal walks to observe the changing landscapes. From these walks, help your children collect different natural objects which reflect the environment such as: leaves, bark, twigs, acorns and seeds. Work with your child to create a collage depicting these observational walks. Here are some creative and exciting examples below:



#### Resources to collect and things to bring

To support your children's learning the Reception team kindly request you to bring in the following items:

- Acorns for an art and design activity
- Spades for our sand area
- Paper plates for arts and crafts
- A spare set of clothes (including underwear) in a small labelled bag (preferably recyclable, which can be hung on a peg.



HUJJAT PRIMARY SCHOOL

Home Learning






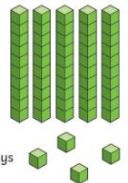









#### Phonics

Help your children practise their letter sounds  
For more parent support view the link:

<https://www.littlewandlelettersandsounds.org.uk/resources/for-parents/>



## HPS - Home Learning Provision

Year 1	Year 2											
<p><b>Spellings from phonics and reading sessions</b> are shared weekly on Google Classroom. These are shared so that parents know about their children's learning.</p>	<p><b>Spellings</b> will be shared for the term to learn each week. Children will have an informal weekly spellings' check on Fridays, parents are therefore requested to practise and revise these spellings.</p>											
<p><b>English:</b> An extended writing, comprehension and grammar &amp; punctuation task, based on children's learning will be set to complete every three weeks.</p> <p><b>Phase words will be set for revision weekly</b></p> <p><b>Mathematics:</b> Children are encouraged to use Numbots to access maths games and challenges. Logins are shared by class teachers</p> <p>In addition to this children will be given mathematics problem solving activity to complete every three weeks and submit on Google Classroom</p> <p><b>Topic home learning:</b> This will be set for children to complete over two-three weeks. This will encourage children to develop their research, creativity and problem-solving skills.</p>	<p><b>English</b> An extended writing, comprehension and grammar &amp; punctuation task, based on the children's learning will be set to complete every three weeks. <b>Spellings will be set for revision weekly</b></p> <p><b>Mathematics</b> Children are encouraged to use Numbots to access maths games and challenges. Logins are shared by class teachers</p> <p>In addition to this children will be given mathematics problem solving activity to complete every three weeks and submit on Google Classroom</p> <p><b>Topic home learning:</b> This will be set for children to complete over two-three weeks. This will encourage children to develop their research, creativity and problem-solving skills.</p>											
<table><tr><td><p><b>English</b></p><p>Can you find a letter in your house, how is it different from a story?</p><p>Can you list the features of a letter e.g address, date</p><p>Challenge: Write a letter about your first week back to school.</p><p>Make sure you include: Capital letters and full stops.</p></td><td><p><b>Maths</b></p><p>Practice counting forward and backward to 20.</p><p>Can you add one more to any given number e.g. What is 1 more than 17?</p><p>Can you take away one from any given number e.g. What is one less than 15?</p><p>Challenge: Practice number bonds to 10.</p></td></tr><tr><td><p><b>Topic</b></p><p>This term we are learning about places of worship. Visit a place of worship and make a small model to share with our class. You can use cardboard or paper to make it.</p></td><td><p><b>Phonics</b></p><p>We will be recapping and revisiting phase 3 and phase 4 sounds.</p><p>Please complete the attached worksheets and remember to read with your child daily for at least 20 mins.</p></td></tr></table>	<p><b>English</b></p> <p>Can you find a letter in your house, how is it different from a story?</p> <p>Can you list the features of a letter e.g address, date</p> <p>Challenge: Write a letter about your first week back to school.</p> <p>Make sure you include: Capital letters and full stops.</p>	<p><b>Maths</b></p> <p>Practice counting forward and backward to 20.</p> <p>Can you add one more to any given number e.g. What is 1 more than 17?</p> <p>Can you take away one from any given number e.g. What is one less than 15?</p> <p>Challenge: Practice number bonds to 10.</p>	<p><b>Topic</b></p> <p>This term we are learning about places of worship. Visit a place of worship and make a small model to share with our class. You can use cardboard or paper to make it.</p> 	<p><b>Phonics</b></p> <p>We will be recapping and revisiting phase 3 and phase 4 sounds.</p> <p>Please complete the attached worksheets and remember to read with your child daily for at least 20 mins.</p> 	<table><tr><td><p><b>English</b></p><p>Write a setting description about a cottage.</p><p>Try to include:</p><ul style="list-style-type: none"><li>- What can you see?</li><li>- What can you smell?</li><li>- What can you hear?</li><li>- Adjectives</li><li>- Capital letters and full stops</li></ul></td><td><p><b>Maths</b></p><p>Can you make your own number, then think of how to represent it in different ways.</p><p>Asif has made a number. What number has he made?</p><p>Can you think of different ways to make his number using the tens and ones?</p><p>Can you think of different ways to represent his number?</p></td></tr><tr><td><p><b>Topic</b></p><p>We are learning about the Royal Family in History.</p><p>For your task, create your family tree. You can draw or add photos and label their names. For example: Mum Dad Sister Brother</p></td><td><table><tr><td><p><b>Home Learning</b></p><p><b>Week 1</b></p><p>knock know knee knitting knife gnat gnaw gnash gnome gnarled</p></td><td><p><b>Week 2</b></p><p>write written wrote wrong wrap wrist wreck wrestle wriggle wren</p></td><td><p><b>Week 3</b></p><p>race ice cell city fancy face space bicycle circle spicy</p></td></tr></table></td></tr></table>	<p><b>English</b></p> <p>Write a setting description about a cottage.</p> <p>Try to include:</p> <ul style="list-style-type: none"><li>- What can you see?</li><li>- What can you smell?</li><li>- What can you hear?</li><li>- Adjectives</li><li>- Capital letters and full stops</li></ul> 	<p><b>Maths</b></p> <p>Can you make your own number, then think of how to represent it in different ways.</p> <p>Asif has made a number. What number has he made?</p> <p>Can you think of different ways to make his number using the tens and ones?</p>  <p>Can you think of different ways to represent his number?</p>	<p><b>Topic</b></p> <p>We are learning about the Royal Family in History.</p> <p>For your task, create your family tree. You can draw or add photos and label their names. For example: Mum Dad Sister Brother</p> 	<table><tr><td><p><b>Home Learning</b></p><p><b>Week 1</b></p><p>knock know knee knitting knife gnat gnaw gnash gnome gnarled</p></td><td><p><b>Week 2</b></p><p>write written wrote wrong wrap wrist wreck wrestle wriggle wren</p></td><td><p><b>Week 3</b></p><p>race ice cell city fancy face space bicycle circle spicy</p></td></tr></table>	<p><b>Home Learning</b></p> <p><b>Week 1</b></p> <p>knock know knee knitting knife gnat gnaw gnash gnome gnarled</p>	<p><b>Week 2</b></p> <p>write written wrote wrong wrap wrist wreck wrestle wriggle wren</p>	<p><b>Week 3</b></p> <p>race ice cell city fancy face space bicycle circle spicy</p>
<p><b>English</b></p> <p>Can you find a letter in your house, how is it different from a story?</p> <p>Can you list the features of a letter e.g address, date</p> <p>Challenge: Write a letter about your first week back to school.</p> <p>Make sure you include: Capital letters and full stops.</p>	<p><b>Maths</b></p> <p>Practice counting forward and backward to 20.</p> <p>Can you add one more to any given number e.g. What is 1 more than 17?</p> <p>Can you take away one from any given number e.g. What is one less than 15?</p> <p>Challenge: Practice number bonds to 10.</p>											
<p><b>Topic</b></p> <p>This term we are learning about places of worship. Visit a place of worship and make a small model to share with our class. You can use cardboard or paper to make it.</p> 	<p><b>Phonics</b></p> <p>We will be recapping and revisiting phase 3 and phase 4 sounds.</p> <p>Please complete the attached worksheets and remember to read with your child daily for at least 20 mins.</p> 											
<p><b>English</b></p> <p>Write a setting description about a cottage.</p> <p>Try to include:</p> <ul style="list-style-type: none"><li>- What can you see?</li><li>- What can you smell?</li><li>- What can you hear?</li><li>- Adjectives</li><li>- Capital letters and full stops</li></ul> 	<p><b>Maths</b></p> <p>Can you make your own number, then think of how to represent it in different ways.</p> <p>Asif has made a number. What number has he made?</p> <p>Can you think of different ways to make his number using the tens and ones?</p>  <p>Can you think of different ways to represent his number?</p>											
<p><b>Topic</b></p> <p>We are learning about the Royal Family in History.</p> <p>For your task, create your family tree. You can draw or add photos and label their names. For example: Mum Dad Sister Brother</p> 	<table><tr><td><p><b>Home Learning</b></p><p><b>Week 1</b></p><p>knock know knee knitting knife gnat gnaw gnash gnome gnarled</p></td><td><p><b>Week 2</b></p><p>write written wrote wrong wrap wrist wreck wrestle wriggle wren</p></td><td><p><b>Week 3</b></p><p>race ice cell city fancy face space bicycle circle spicy</p></td></tr></table>	<p><b>Home Learning</b></p> <p><b>Week 1</b></p> <p>knock know knee knitting knife gnat gnaw gnash gnome gnarled</p>	<p><b>Week 2</b></p> <p>write written wrote wrong wrap wrist wreck wrestle wriggle wren</p>	<p><b>Week 3</b></p> <p>race ice cell city fancy face space bicycle circle spicy</p>								
<p><b>Home Learning</b></p> <p><b>Week 1</b></p> <p>knock know knee knitting knife gnat gnaw gnash gnome gnarled</p>	<p><b>Week 2</b></p> <p>write written wrote wrong wrap wrist wreck wrestle wriggle wren</p>	<p><b>Week 3</b></p> <p>race ice cell city fancy face space bicycle circle spicy</p>										
<p><b>Reading books</b> (child and age specific) Please read this book with your child and complete the online reading record.</p> <p>Reading books will be changed weekly</p> <p><i>Online reading records are an important tool for teachers and parents to collaborate and complete, so that we can develop our children's reading skills together. Using an online platform enables all teaching staff to view children's progress and plan ahead. It also allows parents and children to be aware of their current reading targets. Children are not expected to complete these online.</i></p>	<p><b>Reading books</b> (child and age specific) Please read this book with your child and complete the online reading record.</p> <p>Reading books will be changed weekly</p> <p><i>Online reading records are an important tool for teachers and parents to collaborate and complete, so that we can develop our children's reading skills together. Using an online platform enables all teaching staff to view children's progress and plan ahead. It also allows parents and children to be aware of their current reading targets. Children are not expected to complete these online.</i></p>											



Autumn Term 1- Week 1-		
Date	Name of Book	Comment
Monday		
Tuesday		
Wednesday		
Thursday		
Friday		
Weekend		

Targets 1: / can	
Target 2: / can	



Autumn Term 1- Week 1-		
Date	Name of Book	Comment
Monday		
Tuesday		
Wednesday		
Thursday		
Friday		
Weekend		

Targets 1: / can	
Target 2: / can	

Home learning books will be shared with children to use if they would prefer to complete their spellings' revision or carry out their mathematics workings out. Home learning books to be returned each Monday. Class teachers will review these books if children bring these in regularly. If your child forgets their home learning book, please upload the completed home learning on to Google Classroom for the class teachers' comments

**If parents and carers need login information again, please liaise with your child's class teacher**




## Year 3

**Spellings** will be shared for the term to learn each week. Children will have an informal weekly spellings' check on Fridays, parents are therefore requested to practise and revise these spellings.

**English:** An extended writing, comprehension and grammar & punctuation task, based on children's in class learning will be set to complete every two weeks. **Weekly spellings will be set for revision**

**Mathematics:** Children are encouraged to use Timetable Rockstars to access maths games and challenges. Logins are shared by class teachers In addition to this, children will be given mathematics problem solving activity to complete every two weeks and submit on Google Classroom

**Topic home learning:** This will be set for children to complete over two weeks. This will encourage children to develop their research, creativity and problem-solving skills.

<p><b>English</b></p> <p>Write a letter to your new class teacher telling them all about yourself! Include your hobbies, favourite books, sports, food and places to visit! Don't forget to include</p> <ul style="list-style-type: none"> <li>- Capital letters</li> <li>- Neat joined handwriting</li> <li>- Punctuation (!, , ?)</li> <li>- Exciting WOW vocabulary</li> </ul>	<p><b>Maths</b></p> <p>Choose any two odd numbers and one even number, such as 3, 5 and 2. How would you like to represent these numbers? Try adding them together and draw/make the representation of their sum. What do you notice about the answer? Look closely at your model. Would it work in exactly the same way if you used different numbers but still two odds and one even? Can you use your example to prove what will happen every time you add two odd numbers and one even number?</p>		
<p><b>Topic</b></p> <p>History: Stone Age During the Stone Age, the majority of people spent their time gathering food and protecting themselves from wild animals. Our human ancestors largely lived in caves, but there is also evidence that they built huts made of wood and hearths for a fire.</p> <p>Make a model or poster to showcase life during the Stone Age.</p> 	<p><b>Spellings</b></p> <table border="0"> <tr> <td> <p><b>Week 1</b></p> <ol style="list-style-type: none"> <li>eight</li> <li>eighth</li> <li>eighty</li> <li>weight</li> <li>neighbour</li> <li>vein</li> <li>veil</li> <li>beige</li> <li>sleigh</li> <li>freight</li> </ol> </td> <td> <p><b>Week 2</b></p> <ol style="list-style-type: none"> <li>hey</li> <li>they</li> <li>Obey</li> <li>Grey</li> <li>Prey</li> <li>Whey</li> <li>Survey</li> <li>Convey</li> <li>Disobey</li> <li>Purvey</li> </ol> </td> </tr> </table>	<p><b>Week 1</b></p> <ol style="list-style-type: none"> <li>eight</li> <li>eighth</li> <li>eighty</li> <li>weight</li> <li>neighbour</li> <li>vein</li> <li>veil</li> <li>beige</li> <li>sleigh</li> <li>freight</li> </ol>	<p><b>Week 2</b></p> <ol style="list-style-type: none"> <li>hey</li> <li>they</li> <li>Obey</li> <li>Grey</li> <li>Prey</li> <li>Whey</li> <li>Survey</li> <li>Convey</li> <li>Disobey</li> <li>Purvey</li> </ol>
<p><b>Week 1</b></p> <ol style="list-style-type: none"> <li>eight</li> <li>eighth</li> <li>eighty</li> <li>weight</li> <li>neighbour</li> <li>vein</li> <li>veil</li> <li>beige</li> <li>sleigh</li> <li>freight</li> </ol>	<p><b>Week 2</b></p> <ol style="list-style-type: none"> <li>hey</li> <li>they</li> <li>Obey</li> <li>Grey</li> <li>Prey</li> <li>Whey</li> <li>Survey</li> <li>Convey</li> <li>Disobey</li> <li>Purvey</li> </ol>		

**Reading books** (child and age specific) Please read this book with your child and complete the online reading record.

Reading books will be changed weekly

*Online reading records are an important tool for teachers and parents to collaborate and complete, so that we can develop our children's reading skills together. Using an online platform enables all teaching staff to view children's progress and plan ahead. It also allows parents and children to be aware of their current reading targets. Children are not expected to complete these online.*



## Year 4

**Spellings** will be shared for the term to learn each week. Children will have an informal weekly spellings' check on Fridays, parents are therefore requested to practise and revise these spellings.

**English:** An extended writing, comprehension and grammar & punctuation task, based on children's in class learning will be set to complete every two weeks. **Weekly spellings will be set for revision**

**Mathematics:** Children are encouraged to use Timetable Rockstars to access maths games and challenges. Logins are shared by class teachers In addition to this, children will be given mathematics problem solving activity to complete every two weeks and submit on Google Classroom

**Topic home learning:** This will be set for children to complete over two weeks. This will encourage children to develop their research, creativity and problem-solving skills.

<p><b>English</b></p> <p>Write your own short story about two animals e.g. Lion and the Mouse, Ant and the Grasshopper and Hare and the Tortoise. Make sure your story has a moral</p> <p>Try to include similes, personification, metaphors and a range of punctuation.</p> 	<p><b>Maths</b></p> <p>The coloured shapes stand for eleven's of the numbers from 0 to 12. Each shape is a different number. Can you work out what they from the multiplication below?</p> <p> <math>\square \times \square = \square</math>   <math>\square \times \square = \square</math>  <math>\square \times \square = \square</math>   <math>\square \times \square = \square</math>  <math>\square \times \square = \square</math>   <math>\square \times \square = \square</math>  <math>\square \times \square = \square</math>   <math>\square \times \square = \square</math>  <math>\square \times \square = \square</math>   <math>\square \times \square = \square</math>  <math>\square \times \square = \square</math>   <math>\square \times \square = \square</math> </p>		
<p><b>Topic</b></p> <p>Create a landscape picture of the street where you live. You can use a range of medium for this task.</p> 	<p><b>Spellings</b></p> <table border="0"> <tr> <td> <p><b>Week 1</b></p> <ol style="list-style-type: none"> <li>eight</li> <li>eighth</li> <li>eighty</li> <li>weight</li> <li>neighbour</li> <li>vein</li> <li>veil</li> <li>beige</li> <li>sleigh</li> <li>freight</li> </ol> </td> <td> <p><b>Week 2</b></p> <ol style="list-style-type: none"> <li>Hey</li> <li>They</li> <li>Obey</li> <li>Grey</li> <li>Prey</li> <li>Whey</li> <li>Survey</li> <li>Convey</li> <li>Disobey</li> <li>Purvey</li> </ol> </td> </tr> </table>	<p><b>Week 1</b></p> <ol style="list-style-type: none"> <li>eight</li> <li>eighth</li> <li>eighty</li> <li>weight</li> <li>neighbour</li> <li>vein</li> <li>veil</li> <li>beige</li> <li>sleigh</li> <li>freight</li> </ol>	<p><b>Week 2</b></p> <ol style="list-style-type: none"> <li>Hey</li> <li>They</li> <li>Obey</li> <li>Grey</li> <li>Prey</li> <li>Whey</li> <li>Survey</li> <li>Convey</li> <li>Disobey</li> <li>Purvey</li> </ol>
<p><b>Week 1</b></p> <ol style="list-style-type: none"> <li>eight</li> <li>eighth</li> <li>eighty</li> <li>weight</li> <li>neighbour</li> <li>vein</li> <li>veil</li> <li>beige</li> <li>sleigh</li> <li>freight</li> </ol>	<p><b>Week 2</b></p> <ol style="list-style-type: none"> <li>Hey</li> <li>They</li> <li>Obey</li> <li>Grey</li> <li>Prey</li> <li>Whey</li> <li>Survey</li> <li>Convey</li> <li>Disobey</li> <li>Purvey</li> </ol>		

**Reading books** (child and age specific) Please read this book with your child and complete the online reading record.

Reading books will be changed weekly

*Online reading records are an important tool for teachers and parents to collaborate and complete, so that we can develop our children's reading skills together. Using an online platform enables all teaching staff to view children's progress and plan ahead. It also allows parents and children to be aware of their current reading targets. Children are not expected to complete these online.*



Autumn Term 1- Week 1-		
Date	Name of Book	Comment
Monday		
Tuesday		
Wednesday		
Thursday		
Friday		
Weekend		

Targets 1: / can	
Target 2: / can	



Autumn Term 1- Week 1-		
Date	Name of Book	Comment
Monday		
Tuesday		
Wednesday		
Thursday		
Friday		
Weekend		

Targets 1: / can	
Target 2: / can	

Home learning books will be shared with children to use if they would prefer to complete their spellings' revision or carry out their mathematics workings out. Home learning books to be returned each Monday. Class teachers will review these books if children bring these in regularly. If your child forgets their home learning book, please upload the completed home learning on to Google Classroom for the class teachers' comments

**If parents and carers need login information again, please liaise with your child's class teacher**

## Year 5

**Spellings** will be shared for the term to learn each week. Children will have an informal weekly spellings' check on Fridays, parents are therefore requested to practise and revise these spellings.

**English:** An extended writing, comprehension and grammar & punctuation task, based on children's in class learning will be set to complete every week.

**Weekly spellings will be set for revision**

**Mathematics:** Children are encouraged to use Timetable Rockstars to access arithmetic challenges. Logins are shared by class teachers  
In addition to this, children will be given mathematics problem solving activity to complete every week and submit on Google Classroom

**Topic home learning:** This will be set for children to complete over two-three weeks. This will encourage children to develop their research, creativity and problem-solving skills.

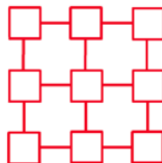
### English

Write a postcard to your new teacher describing your Summer Holidays!  
Include your travels, attractions you visited and people you met!  
Don't forget to include

- Expanded noun phrases
- Fronted Adverbials
- Punctuation ( ! , . ? )
- Neat joined handwriting
- Exciting WOW vocabulary

### Maths

Place the numbers from 1 to 9 in the squares below so that the difference between joined squares is odd.  
(You must use each of the numbers once.)  
Can you find some other ways to do this?



Can you put the numbers in the squares so that the difference between joined squares is even? Explain your answer.

What general statements can you make about odd and even numbers?

### Topic

History: Ancient Greek

About 2,500 years ago Greece was one of the most important places in the ancient world. The Greeks were great thinkers, warriors, writers, actors, athletes, artists, architects and politicians. Design and make your own Labyrinth. It could be made of straws, string or wood.



HUJJAT PRIMARY SCHOOL  
Home Learning

Week 1

vicious  
gracious  
spacious  
malicious  
precious  
conscious  
delicious  
suspicious  
atrocious  
ferocious

### Spellings

Week 2

ambitious  
cautious  
fictitious  
infectious  
nutritious  
contentious  
superstitious  
pretentious  
anxious  
obnoxious

**Reading books** (child and age specific) Please read this book with your child and complete the online reading record.

Reading books will be changed weekly

*Online reading records are an important tool for teachers and parents to collaborate and complete, so that we can develop our children's reading skills together. Using an online platform enables all teaching staff to view children's progress and plan ahead. It also allows parents and children to be aware of their current reading targets. Children are not expected to complete these online.*

## Year 6

**Spellings** will be shared for the term to learn each week. Children will have an informal weekly spellings' check on Fridays, parents are therefore requested to practise and revise these spellings.

**English:** An extended writing, comprehension and grammar & punctuation task, based on children's in class learning will be set to complete every week.

**Weekly spellings will be set for revision**

**Mathematics:** Children are encouraged to use Timetable Rockstars to access arithmetic challenges. Logins are shared by class teachers  
In addition to this, children will be given mathematics problem solving activity to complete every week and submit on Google Classroom

**Topic home learning:** This will be set for children to complete over two-three weeks. This will encourage children to develop their research, creativity and problem-solving skills.

### English

Write an auto biography of yourself for your new teacher!  
Don't forget to include

- Write in chronological order
- Use time connectives
- Include early memories
- Include values from the Quran

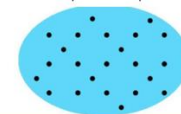


### Maths

Find as many ways as you can of representing the number of dots shown above.

Try to find at least five ways.

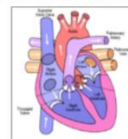
Now find ways of representing ten times as many dots. Can you still find at least five different ways?



### Topic

Science: This term, we will be exploring Animals

Including Humans. Looking at the functions of blood and blood vessels.  
Create a leaflet or poster describing the functions of red blood cells, white blood cells, platelets and plasma.



HUJJAT PRIMARY SCHOOL  
Home Learning

Week 1

aggressive  
hostile  
awkward  
obstinate  
desperate  
frantic  
disastrous  
calamitous  
marvellous  
spectacular

### Spellings

Week 2

advice  
advise  
device  
devise  
licence  
license  
practise  
practice  
prophecy  
prophesy

**Reading books** (child and age specific) Please read this book with your child and complete the online reading record.

Reading books will be changed weekly

*Online reading records are an important tool for teachers and parents to collaborate and complete, so that we can develop our children's reading skills together. Using an online platform enables all teaching staff to view children's progress and plan ahead. It also allows parents and children to be aware of their current reading targets. Children are not expected to complete these online.*



Autumn Term 1- Week 1-		
Date	Name of Book	Comment
Monday		
Tuesday		
Wednesday		
Thursday		
Friday		
Weekend		

Targets 1: I can	
Target 2: I can	



Autumn Term 1- Week 1-		
Date	Name of Book	Comment
Monday		
Tuesday		
Wednesday		
Thursday		
Friday		
Weekend		

Targets 1: I can	
Target 2: I can	

Home learning books will be shared with children to use if they would prefer to complete their spellings' revision or carry out their mathematics workings out. Home learning books to be returned each Monday. Class teachers will review these books if children bring these in regularly. If your child forgets their home learning book, please upload the completed home learning on to Google Classroom for the class teachers' comments

**If parents and carers need login information again, please liaise with your child's class teacher.  
Home Learning in UKS2 should be completed weekly.**