



TRAVEL GUIDE FOR
JAMAICA

Sandals[®]

CHAIRMAN'S ROYAL CLUB

ELITE ADVISOR

NICOLE ZILLMAN

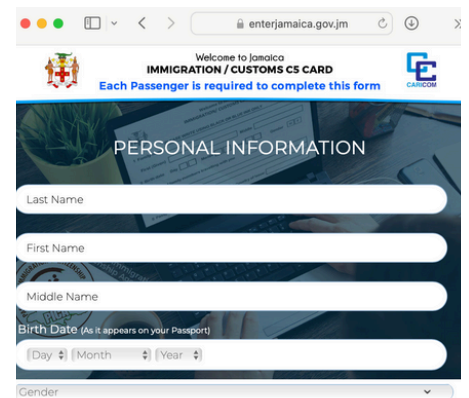
ZILLMAN WEDDINGS AND TRAVEL



Jamaica Travel Guide

01 Jamaica Immigration Form – REQUIRED FOR ENTRY!

- Before arriving in Jamaica, each person must complete an immigration form online at <https://enterjamaica.gov.jm>
- Some **airlines require proof of this form** to board your flight, so be sure to save or print your confirmation email.
- In most cases, **the physical address of the resort** is not required to complete the form.
- NOTE – there is **NO COST** to submit this form! If you are being asked to pay a fee, you are in the wrong place.



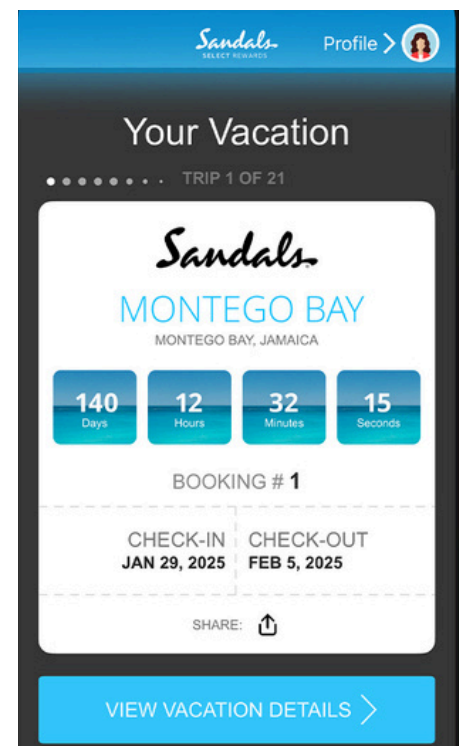
02 Arrival at Montego Bay Airport (MBJ)

- **After deplaning:** Proceed to through Immigration, Customs, and Baggage Claim.
- If you booked **Club Mobay**, a representative will meet you as you deplane and fast-track you through the process.
- **Sandals Lounge:** After Immigration, Customs, and Baggage Claim: exit the doors and make an immediate left.
- **NOTE:** The drive to the resorts varies from **5 – 120 minutes** depending on the resort location.
- Take advantage of refreshments and restrooms in the lounge!



03 Transfers to the Resort

- If you **provided your flight information**, we've scheduled your transfers. If not, please send it ASAP – [here](#).
- Transportation is still available if you did not send in your flight info, simply check-in with Sandals Staff at the lounge.
- **Private Transfers** will also depart from the Sandals Lounge.
- **Porters** in the airport will appreciate a small cash tip (\$3-\$5) for handling luggage.




04 Sandals and Beaches App

- Check-in prior to Arrival using the **Sandals and Beaches App**.
- Connect your **Sandals Select Rewards account** to earn points!
- Check out restaurant hours, menus, resort activities, and local weather, while counting down the days until your trip.
- Book your **Spa Appointments, Excursions, Dinner Reservations** (at select properties) and other add-ons!

05

Tipping and Currency

- **Tipping at the resort:** Included for most staff, except Spa Staff and Butlers (see below).
- **Spa Attendants:** Follow US tipping customs for any staff providing spa treatments.
- **Butlers:** Recommended starting tip is \$25 per day per Butler, for those who are booked in Butler level suites.
- **Off-property tipping:** Have small US bills (\$1–\$5) for drivers, guides, or service staff.
- **Drivers:** Tipping is appreciated. For airport transfers, \$5–10 USD per couple is suggested for Montego Bay Resorts. \$20+ per couple is suggested for other resorts in Jamaica.
- **Currency:** US dollars are widely accepted, but you may receive change in Jamaican dollars.
- Using **ATMs or Front Desk Cash Exchange** on property for Jamaican dollars is recommended if needed.
- It is **NOT recommended** to travel with large amounts of cash in any currency.



06

Packing Tips

- **Bring insect repellent** – some events may be outdoors or near the beach.
- **Sunscreen:** Resort gift shop prices start at \$30 per bottle – bring your own if possible.
- **Reusable tumblers:** Bring a reusable tumbler for drinks – bartenders will fill them for you and drinks stay much colder! (Also available at Gift Shop)
- **Reusable Straws:** Sandals and Beaches Resorts use paper straws. If you prefer non-paper, please bring your own or purchase at the gift shop
- **“Resort Formal Attire”:** Some restaurants require long pants and closed-toed shoes for gentlemen; dresses or cocktail attire for ladies.
- **Outlets:** Electric outlets are 110 volts, compatible with standard US plugs. No converters are necessary, but surge protectors may be helpful for valuable electronics.
- **Hair dryers:** Provided in every room.
- For more, please see our [Travel Essentials List](#) and our [Destination Wedding Guest Shop](#) for curated suggestions.



07

Resort Inclusions

- Your stay includes: all meals and snacks , premium drinks, water sports, scuba diving (if certified), airport transfers, and more!
- Most **tips and gratuities are included** except for spa services and butler rooms.
- For more details, visit [Sandals FAQs](#).



08

Military, First Responder, and FEMA

- If you're using a Military, First Responder, or FEMA discount **without verifying online**, you must travel with proof of service.
- **Acceptable documentation** can be found, [here](#).
- Failure to present proof may result in a fare difference charged at check-in.

09

Add-ons and Experiences!

- **Club Mobay Airport Services:** Airport Arrival with **VIP Escort** through Immigration, Baggage Claim, and Customs. Departure services include **priority security lane, and lounge access** with included food, drinks, and wifi. (Contact me to check availability)
- **Spa Appointments:** Contact me if you'd like to pre-schedule spa services at Sandals' [Red Lane Spa](#).
- **Excursions:** View available excursions from [Island Routes](#) and I will get them added for you!



10

Stay Connected

- If traveling with a Group, please join our **Facebook or WhatsApp Groups** for real-time updates and assistance during your stay.
- Feel free to reach out with any questions before or during your trip:
 - **Nicole's Mobile Phone:** +1 (949) 680-9925
 - **Nicole's Email:** nicole@nicolezillman.com

