




Inside This Issue:

CAB & Committees Newsletter Information	2
Scrappy Fabric Contest	3
Neighborhood Group Contact Information	4
Highlights from Rae Cumbie Educator Event	5-7
8th Annual Chapter Picnic	8
ASG Fabric Design Contest	9
CAB Nominations Needed	10
News from our Neighborhood Groups	11-17
Save the Dates for Upcoming Events	18
Judie's Journal (cont'd) Facebook Update	19
Member Recognition ASG Discounts Membership Application	20
A message from our Advertisers and their upcoming classes	21-22
Calendar of Events	23
ASG National Conference Info My Grove Article	24



Judie's Journal

Dear Chapter Fiends,

It's the Chapter Annual Sewing Retreat Time!!! By the time you receive this newsletter 26 of the chapter members will be at St. Christopher Conference Center on Seabrook Island for 4 ½ days of sewing and creating. This is the event so many of us have looked forward to since we left the retreat last year. While I was completing the paper work for the retreat I realized that one quarter of the chapter membership is attending. That is exciting to see so many people enjoying this event. The plan is to go back again next year so consider joining the group. Space fills up quickly and we are limited to the group size, so once registration opens for the 2019 retreat be ready to say yes! We sew, eat, walk the beach, learn, have fun and repeat that schedule for 4 days. What a life! (but someone has to do it)

In the beginning of March the chapter hosted Rae Cumbie and Carrie Emerson for a 3 day event of fitting and making the *Tabula Rasa Jacket*. Tabula Rasa means blank slate in Latin. I always wondered where the name came from for the pattern. Carrie explained it starts as a "blank slate" with just the basic shell and you create or design any way you want to show your own style and details. Twenty two ladies got to create our own personally fitted jacket. It was amazing to see all the beautiful work our chapter does. The best part was everyone had a great fitting pattern that can be used over and over and incorporated into other designs. We had guests from other chapters join us and they were so impressed with all our chapter has to offer. In the class we discussed fitting issues, fabric selections and variations you can do with one pattern. My jacket was made from batik fabrics but others used denim, quilting cottons, linen, silk blends and wool. Some jackets were short, some long, they had different sleeve lengths and trims and all were as different as the ladies making them. If you have a completed jacket send it in to the newsletter and share your creation with the chapter.

Another fun event that at least 12 of our chapter members enjoyed was going to Sew Expo in Atlanta in early March. Even though this is not an ASG sponsored event we have started making this a tradition that so many want to enjoy together. We take classes with national educators, watch fashion shows, observe demos on new items and techniques, shop in the vendor hall and have fun being together. (Some even do outlet mall shopping on the way there!) Do I see a theme here for what our chapter likes? Fun and friends seem to be the key words. On Friday night as many as possible get together for dinner and then have Show and Tell in our hotel rooms and share the great purchases that we just could not live without. At Sew Expo I purchased a floor model of a serger that I had been contemplating buying for the last year. I got a great deal on this machine. Others also bought demo machines at very good prices. Cars were packed full on the way home but we made it. Now this leads me to the next part of this article; sewing room organization. When you have a very limited space for your sewing area and a new toy moves in this can create a problem. I researched some organization tips that I would like to share with you. Some tips will work for you and others won't but they make you think of ways to keep what you have organized in a way that is logical and practical for you.

1. Keep a 3 ring binder and page protectors to store articles and info from magazines and file by category or type of sewing; garment tips, quilting, crafts, etc.

(Continued on page 19)

Chapter Advisory Board 2018

President

Judie Travis 803-798-5479
oneonta76jst@yahoo.com

1st VP—Communications/Outreach

Kristy Granberg 843-697-5592
kgranberg415@yahoo.com

2nd VP —Education/Events

Ellen Macklin 803-617-7909
ellemak@bellsouth.net

Secretary

Tammy Newman (806) 683-1909
tnewman524@gmail.com

Treasurer

Joyce Sinclair 803-642-3375
jsinclair@bellsouth.net

Committee Positions

Advertising & Publicity

Cheri Dowd 803-644-0576
dowdinsc@aol.com

Education Programmer

Anita Drennon
toolsforwomen@hotmail.com

E-Mail Coordinator

Chris McDowell 803-279-7288
vcmcdowell@comcast.net

Historian

Marge Mitchell 803-226-0165
sewmarge@gmail.com

Membership Coordinator

Lenaya Raack 803-648-0753
rock88a@gmail.com

Neighborhood Group Coordinator

Ellen Macklin 803-617-7909
ellemak@bellsouth.net

Newsletter Editor

Sandy Costanzo 803-644-8140
scostanzo@atlanticbb.net

Nominations

Diane Zielinski 843-563-4404
zielinski@diane@yahoo.com

Retail Liaison

Kathleen McCartney 803-617-8711
kbmccartney@yahoo.com

Social Media Coordinator

Erin Stoudemire 803-874-3899
cestoudemire@gmail.com

Special Events Coordinator

Leslie Owings (803) 802-0099
lcowings@msn.com

Website Coordinator

Marie Lussier 843-875-6633
mlussier@sc.rr.com

Newsletter—Seams Sew Simple

Editor—Sandy Costanzo

Seams Sew Simple is published six times a year

Advertising Rates for Camera-Ready Ads — 6 Editions/Yr.

Full Page	\$200
Half Page	\$100
Quarter Page	\$ 60
Business Card	\$ 40
Special Insert (per issue)	\$ 50

E-Mail all ads to Editor

scostanzo@atlanticbb.net

Advertising Checks Payable to:

ASG SC/CSR
Mail to: Joyce Sinclair
5223 Belle Mead,
Aiken, SC 29803-8784

Classified Ads (Sewing Related)

Members: Up to 40 words— FREE
Non-Members: (Up to 40 words) \$10.00

Service Directory Ads

Members: Up to 40 words Free
Non-Members: Up to 40 words \$10.00

Newsletter Deadlines:

December 10	Jan.-Feb. issue
February 15	March-April Issue
April 15	May-June Issue
June 15	July-August Issue
August 15	Sept.-Oct. Issue
October 15	Nov.-Dec. issue

All Paid Advertising will be posted as soon as Treasurer confirms payment.

Please note: All photographs presented in this newsletter are the property of Chapter members and have been submitted for inclusion. Only public domain clip art has been used in the newsletter. Web content has been credited to the author and site.

Chapter Advisory Board (CAB) Meetings

Meetings are open to all members. Non-Board members are asked to call the President in advance to RSVP. Meetings are normally held quarterly and alternate between cities where our NGs are located.

May 19 in West Columbia at Nicks House of Pizza

August 11 in Summerville at Oscars

December 6 in Lexington at the Old Mill Pub

ASG Membership

For Changes of Address or Chapter Affiliation:

Master membership data is managed at ASG Headquarters in Texas. If your address changes for any reason, you must notify ASG directly. Otherwise, you may not receive your newsletter or other important information. If you want to change your chapter affiliation to a different chapter other than the original one you joined, you must notify ASG to that effect in addition to any address changes. The changes can be made on-line or you can mail them using the address below.

Send address changes to:

The American Sewing Guild
9660 Hillcroft, Suite 510
Houston, TX 77096

Contact ASG:

E-mail: info@asg.org
Website: www.asg.org

New members joining ASG or anyone needing to renew their membership, please use the form in this newsletter or renew on-line.

The SC/Central Savannah River Chapter of the American Sewing Guild is a local chapter of a national nonprofit organization. Its officers and leaders are all volunteers. Our purpose is to provide education on sewing to our members and the community. We hope to encourage and inspire people to sew. Membership is open to anyone with an interest in sewing. For more information, contact the President or Membership chair.

The American Sewing Guild, Inc. (ASG) is a not-for-profit education-based organization, founded in 1978. ASG is comprised of 136 chapters plus over 1,000 community and special interest groups within the chapter umbrella. ASG's over 20,000 members promote the mission to "Advance sewing as an art and life skill" by providing a network of sewing education and support for sewing enthusiasts of all skill levels, serving as preservers of the sewing arts in America., promoting community engagement through service projects, sharing sewing arts with new generations and being key participants in key consumer & industry-wide sewing events. Membership in the Guild is open to anyone. Dues include quarterly publications of the Chapter Newsletter & ASG's Notions

Are your fabric scraps piling up?

Then you should get ready for our challenge

The Chapter is issuing a Scrap Busting Challenge.

Start digging out all those leftover scraps from the beautiful projects you have previously completed.

You have until the annual meeting to create something wonderful out of the scraps you already have.

There are three categories:

Garment — Quilt (lap or baby size) — Other Item(s)

Each scrap used should be no larger than an 1/2 of a yard.

All submissions will be voted on at the annual meeting, so you and your project should plan to attend.

Prizes are one (1) year free membership.

Happy scrapping!!

Neighborhood and Special Interest Groups

Your opportunity to share your passion, grow your skills and make new sewing buddies. Plan to attend as many NG meetings as you can fit into your schedule. See calendar for dates and topics for each month.

Material Girls — Aiken



Cheri Dowd (803) 644-0576
Marge Mitchell (803) 226-0165

Meets 2nd Monday @ 10:00 a.m.
St. Augustine Church,
1630 Silver Bluff Road, Aiken SC

Sewn Together — North Augusta



Margaret Shearouse (706) 860-4763
Tammy Newman (806) 683-1909

Meets 2nd Tuesday @ 10:00 a.m.
Fairview Presbyterian Church,
1101 Carolina Ave., North Augusta SC

Rockin' Bobbins — Columbia



Mary Plexico 803-781-5271

Meets 2nd Thursday @ 10:00 a.m.
Hilton Garden Inn
Harbison Boulevard Columbia, SC

Moonlight Stitchers — Lexington



Sally Kluttz 803-808-6997

Meets 2nd Tuesday @ 6:00 p.m.
Hobby Lobby, 5322 Sunset Blvd.
(Rt. 378) in Lexington

Sew Little Time—Summerville



Anne Mace 843-553-7372
Diane Zielinski 843-563-4404

Meets 3rd Tuesday @ 6:00 p.m.
People, Places and Quilts, Summerville SC

Garment Group — Special Interest NG



Diane Lackey — 803-960-9859

Meets 3rd Saturday @ 10:00 a.m.
Creative Sewing Machine Center
519 12th Street, West Columbia SC

Stylish Fit — Special Interest NG



Margaret Tuck 706-399-3993

Meets 1st Monday @ 10:00 —2:00
Fairview Presbyterian Church
1101 Carolina Avenue, North Augusta SC

Connecting Threads — North Charleston



Louise Schmidt 843-559-1013

Meets 3rd Monday @ 7:00 p.m.
Life Industries, 4060 Bridgeview Drive
North Charleston SC

Seaside Stitchers — Beaufort



Mary Corsaro — 843-379-5731

The group is currently inactive and looking
for new leadership. Contact Mary Corsaro
to volunteer.

Sew-n-Sew —Myrtle Beach



Eve Hutchinson — 843-450-0848

Meets 2nd Saturday at Accent Fabrics
Myrtle Beach SC

***If you are interested in starting a new
Neighborhood Group or a
Special Interest Group, contact
Ellen Macklin, our NG Coordinator***

Highlights from our 2018 National Educator Event with Rae Cumbie



L=R: Rae shows an Art Jacket with Piecing; Shirt with Painted Design; Carrie with Neckline Additions; Carrie Showing Pant Options; Art Jacket with Scarf Neckline; Judie's muslin fitting — look closely for the balance lines on the muslin.



It was a great class. Instructors were friendly, energetic and well prepared. They did a really fine job fitting everyone and then helping us transfer the changes to our paper pattern. My muslin fitted perfectly as did the final jacket. The pattern sewing directions were clear and easy to follow. All the pieces fit together perfectly. The trunk show gave us lots of ideas to make coats, tops, jackets all based on the same basic pattern. Since my original jacket is completed, I am now working on a hooded rain jacket.



Marge Mitchell

Highlights from our 2018 National Educator Event with Rae Cumbie

I have been a member of this Chapter for more than 10 years and have been to almost all the National Educators events... Rae Cumbie and Carrie Emerson are excellent teachers and know how to explain their thinking and how to follow their method to construct the jacket. My finished jacket is beautiful and the details make it one of a kind.

The entire two days was money well spent. My learning curve went up with all the tips about sewing and construction of garments. The venue was perfect for this program. The room had space for all tables, chairs and ironing boards. The meals, treats and snacks were perfect for this program. In addition "Fit for Art" has a newsletter, blog and a web site that is filled a wealth of information. This program was the best one that I have attended in many years.

Joyce M. Bowers



The Rae Cumbie class was very helpful for me, I became much more confident on how to make pattern adjustments as I did my own pattern adjustments and watched as changes were made to other patterns. It was helpful to sit and have a discussion of the fabric choices of all the participants, and realize that we are all creative! I enjoyed hearing about how Rae's career developed and was impressed her web site contains a wealth of resources to explore.

Margaret Tuck



Highlights from our 2018 National Educator Event with Rae Cumbie



The Rae Cumbie Jacket Event was one of the best workshops I've ever attended. The room was spacious and well organized. The hospital-

ity committee was welcoming and provided delicious lunches and snacks.

Rae and Carrie are creative artists and wonderful teachers. Their trunk show offered lots of inspiration for ways to embellish the basic pattern. At the beginning of the workshop, having the prototype garments available for fitting got us off to a good start in the right size patterns. Rae and Carrie combined demonstrations and personal help to make sure everyone was on track to finish a jacket by the end of the second day. I look forward to using the Tabula Rasa jacket for many future projects.

Cindy Howe



8th Annual Chapter Picnic



Gibson Park, Lexington SC

241 Gibson Road, Lexington, SC


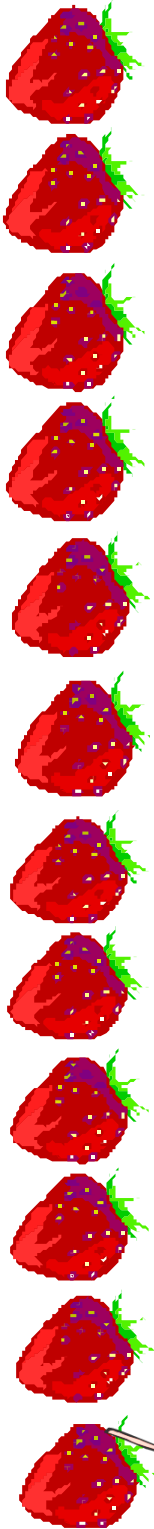
When: June 2, 2015 — 11:00 a.m. to 3:00 p.m.
NO RSVP, NO REGISTRATION NECESSARY...JUST SHOW UP!!!!

Potluck: Bring your favorite picnic pot luck dish to share.
For Dessert, the Chapter will provide the makings for Strawberry Shortcakes.
The Chapter will also provide bottled water, ice, and paper goods.

Just for Fun: *The Yard Sale is Back!*

Members — Bring your sewing related yard sale items to sell with a 10% split to the Chapter OR donate all to the Chapter.

It's a great time to bring your "next generation" sewing enthusiast



ASG Fabric/Design Contest-Part 2



How You Can Help Our Chapter Win A FREE National Educator Event

ASG National HQ is sponsoring the 2nd part of the Fabric Design Contest, this time using last year's winning ASG fabric. There are several color options and types of fabric to choose from. Contest items do not need to be made solely of the ASG fabric, but the fabric with the ASG logo must be prominently featured. Order your fabric at www.myfabricdesigns.com/Artist/AmericanSewingGuild/Main with a 20% discount if you use the code: ASG20.

The winning chapter will be the one that has the highest percentage of their membership participating in the contest. The prize for the winning chapter is a National Educator event for the chapter. We already have seven members who have made items from this fabric. If you participate, the chapter will recognize you at the Annual meeting in November and you will be able to showcase your item. ***If our chapter wins, participants will be guaranteed a seat at the National Educator event.*** [see ASG submission details below.]

Wow! Part 2 of the Fabric Design contest has generated so much excitement and interest that it has exceeded our expectations. We have received multiple questions, and I love the way we as sewers think...out of the box. So this update will serve as a reminder of the contest and address some of those questions again.

Entries have already started coming in. I know that there will be many others as the deadline approaches. To comply with the many requests we have received, ***the deadline for submissions has been extended to May 31, 2018.*** Yes, you now have an additional two months to work on your fabulous entries.

Can one member submit more than one item? Yes, as long as the items are different in terms of patterns. For example: one member can submit a handbag, a dress and a wall hanging. As a result, the chapter will be credited three entries.

Do I have to use the gray and white version of the design? No you can use any of the color palettes offered and in any size on any fabric.

I can't seem to find a place to enter the discount code,

ASG20. To find the space to enter ASG20, first pick the fabric and put it in your cart. Scroll down, just below the listing of fabrics look on the left to enter the discount code


Can I use more of the coordinating fabric design than the winning design? Yes. The rule is that the winning design made with the dress form and the ASG logo (in any color palette and size) must be featured in the project.

Can I use the winning design solely as a lining in a project? No, using it this way does not feature the design. It must be visible from the exterior of the item.

How will you know how to credit my chapter for my entry? After your creation is completed, you will need to submit your name, your chapter name, and a photo of your creation making sure that the winning design is clearly displayed to: asgfabricdesigncontest@gmail.com **no later than May 31, 2018.**

Now with this information, I just know that your scissors will be clipping and your machines humming to make wonderful creations as contest entries. We can't wait to see what you create.

Joi Bostic, ASG



Our Chapter Advisory Board Needs You

This year's November election of CAB officers is a very important one because

some of our officers cannot run for another term because they have served the allowed time in their position due to ASG bylaws. Therefore, the nominating committee is looking for candidates to serve in these positions.

We realize that all of us have lots of reasons to say no (still working, too busy, travels, not organized, shy, family, and the list goes on...), but if everyone says "NO" we would not have a chapter. Everyone has talents to share if they would just give it a try. The entire CAB will be willing to help you adjust to the office. Judie Travis is staying on board as ex-officio to offer assistance/guidance if wanted or needed.

If the nominating committee contacts you, please consider the request. If you can serve, please let one of the committee know.

There is a description of the responsibilities of the various elected officers below. Please read through this and consider helping our chapter. **If we don't have people to serve in one of these positions, we won't have a chapter.** The nominating committee consists of Diane Zielinski, Marge Mitchell, and Terri Foster.

President	1st Vice President
	2nd Vice President
Secretary	Treasurer

The duties of each of these positions and an approximate commitment of your time are described by the current incumbents in their own words. We sincerely hope you will consider lending your voice to the inner workings of our chapter.

If you are interested in any of these positions or have questions, please contact Diane Zielinski (843) 563-4404 zieskidiane@yahoo.com or Judie Travis (803-798-5479 oneonta76jst@yahoo.com) for more information. The slate of candidates and Proxy Ballots will be sent out in the September newsletter.

The President is responsible for the overall functioning of the chapter and coordinating various committees to make a successful year for the chapter. There are 2 required forms to fill out for National HQ to send at the beginning of the year. The President works with the Treasurer to prepare the annual operating budget to assure we have the funding to accomplish all the goals for the year.

Recurring duties are scheduling quarterly CAB meetings, prepare the agenda, send out invitation/reminders prior to the meeting and facilitate the CAB meetings. After CAB meetings I review the minutes before publication. I receive monthly e-mails from the National President, some have special requests, updates for the website, a vote or a survey.

As President I write the front page article for the bi-monthly newsletter and review the completed newsletter before it goes to print. I also monitor the website to make sure it is correct and up to date and I review monthly chapter membership updates. I answer e-mails on all sorts of questions, suggestions, or problems and forward these on to others, if appropriate.

As President I sign contracts for the chapter and oversee the coordination of events to assure everything is covered including decorations, nametags, directions, reservations, food (if necessary), table favors, door prizes, speakers, equipment, room set up, etc. There are usually 4-5 events per year.

On an average I spend about 7 hours a week on ASG related items, and about 8 hours additional per event. It just takes some organization, planning ahead and willingness to travel for meetings. I have a small area in my den for ASG files, records and supplies. BEST OF ALL: I get to attend the Annual National Conference to represent Central Savannah River Chapter!

The **1st Vice President's** duties are quite different from what is listed in the regs. The 1st Vice President is also a voting member of the CAB. I assist the President as needed/requested including standing in her place if she is unable. I coordinate the silent auction at the annual meeting to include soliciting dona-

tions, receiving donations, recording donations received, setting up and overseeing the auction at the annual meeting, collecting monies from members for the auction items and sending thank you letters to those who donated items. Technically I'm supposed to oversee a variety of the committee chairs - but we have such good leadership in those roles, so I don't really need to do anything but will assist as needed.

The **2nd Vice President** is a voting member of the CAB. It is interesting and you can meet many interesting people. The time I spend every month not including CAB meetings is about 2 hours. You can do more if you want. The duties include keeping in touch with neighborhood group leaders; help set up new groups; visiting neighborhood groups; help NG leaders with ideas for programs; be ready to share your love of sewing with everyone you meet.

The **Secretary** is a voting member of the CAB. As such she is required to attend the quarterly meetings and the annual meeting. She records the minutes of all meetings and posts them to the internet. The secretary sends out all correspondence including cards for members who are sick, have experienced a loss or other circumstances. Outside of time spent at the meetings/going to the meetings, it takes about 1 ½ - 2 hours per quarter.

The **Treasurer** position involves a little more than just collecting money and writing checks. You need to keep an accurate account of all funds received and all funds spent by the chapter. Some months are busier than others, depending on the chapter's activities. Duties include: Balancing the checkbook with the Bank's statement; prepare the Quarterly Financial Report and send it to Headquarters; prepare & deliver the Treasurer's report for every CAB; prepare the annual budget and get it approved by the CAB. Keep the chapter spending within the guidelines of the approved budget. You are the registrar for all special events that the chapter holds, collecting fees, keeping accurate records of who is attending and paying all the bills.

News from our Neighborhood Groups

Neighborhood Group (NG) Coordinator Report Ellen Macklin

How have you all been doing on your ideas for our chapter scrap challenge? I have come up with awesome ideas and then realize I'm recycling. Sometimes I think we could do a neighborhood group on recycling all kinds of "stuff." If you are interested let me know. Another fun group would be heirloom sewing or costumes.

I'd like to know if any of you would like to help in sponsoring some meetings to generate new members. I know you have friends that learned to sew when they were young and more than likely were discouraged as were so many women I know. I took Home EC with a young girl who had to remove a full length zipper that she had pick stitched. She loved the new knits (1970) and she had a beautiful pink

that was so beautiful on her. Our teacher would take the tape measure and found one spot out of sync. No one but the teacher saw it but it had to come out. Needless to say that young girl who was so discouraged she never wanted to pick up fabric again. She had to redo it three times! I encourage you to especially reach out to those who lost a creative outlet this way!

Our chapter loves challenges so I'd like to challenge each NG to send me a super idea for a recruiting tool. I'm sure we can get venues and show our passion to one of those who got lost along the way. What do you say, want to help the cause? Call me.



Stylish Fit — North Augusta, SC

What's Been Happening:

The Stylish Fit group met in March and worked on a variety of questions and fitting issues. Sandy was able to show us how to lower the bust point for princess seam patterns; we all agreed that the banded front cardigan from Pamela's Patterns was flattering for all. We discussed forward shoulder adjustments and then worked on adjusting the neckline of a draped front sweater. We did advance planning for the Atlanta Sew Expo, and the Sewing retreat coming in May. Due to Master's season in Augusta, we did not meet in April.

What's Ahead:

Our next meeting will be May 7th, when we anticipate a lot of sharing sew and tell; we will have a report back from Sew Expo, and will hopefully see many finished items from the Sewing Retreat.

We meet in June on the 4th and hope to see you.

Bring your own garment sewing project, join in sew and tell, and if you have garment sewing questions you can get help from your sewing friends. We would love to have you join us to work on garment sewing at your own pace.



Connecting Threads — North Charleston, SC

What's Been Happening in North Charleston:

Unfortunately, Connecting Threads has been unable to meet since Feb., due to difficult schedules, etc. In view of this, we are taking a hiatus while we regroup and reas-

sess. We hope our little group will be back in a few months.

What Is Ahead:

Watch this space for our start-up announcement.



Seaside Stitchers — Beaufort, SC

What's Been Happening in Beaufort:

The neighborhood group continues to search for new leadership and no activities have been planned. If you are willing to help lead the group, contact Mary Corsaro ASAP.

What's Ahead:

Contact NG Leader for the latest information.

News from Our Neighborhood Groups



Material Girls — Aiken, SC

What's been happening in Aiken:

Our March meeting had a wonderful turnout and included Joyce Bowers, Barb Candido, Cheri Dowd, Eileen Macklin, Marge Mitchell, Tammy Newman, Lynne Ulreich. As part of our business meeting we discussed all of the exciting programs and other get togethers that are planned for the remainder of the year and encourage everyone to attend. As part of sharing Barb Candido showed us a lovely table runner she made. Lynne Ulreich continues to awe us with her golf gear and Cheri Dowd shared her progress on a pieced TRJ jacket.

In April 8 members took off early from Aiken for a day of shopping, friendship and food. Our first stop was Five Eighths Seams in Charleston. It is a mecca for garment sewers. They offer many classes, carry Husqvarna/Viking machines and as well as machine repair/service. After providing considerable help to the economy we headed off to Oscar's in Summerville for a delicious lunch. Next stop was People Places & Quilts which everyone enjoyed but particularly our quilters. It is a lovely shop and they have a very helpful staff. Our last stop was Sew Suite Studio. This is one of two locations owned by our ASG chapter member Becca Robinson. They offer many classes and carry Brother, Juki, and Baby Lock machines. We headed home late in the afternoon tired but satisfied. If you haven't had the chance to visit these shops, make your plans now for a worthwhile outing. These retailers also advertise in our newsletter so let's do our best to support them.

What's Ahead:

In May we will convene at Paula Brown's studio to do some overdyeing of an existing garment. It could be something you already own or perhaps, a find from Goodwill.

In June members will bring some of their favorite/most disliked sewing tool so that we can discuss the good, the bad, and the ugly about it.

It's Christmas In July — we will make folded fabric ornaments

In August we will be finding the best online fabric stores



News from our Neighborhood Groups



Sewn Together — North Augusta, SC

What's been happening in North Augusta:

When Sewn Together met in March, Marilyn Bendorf shared her instructions on making a shamrock shaped pillow that could also be used as a door hanger. With the fabric we had left over we also were able to make a matching hot pad. Everyone had a great time stitching up this cute pillow and we all left with a new item to display at home!

In April, the plan was for the group to make a clutch purse with Roxanna Mills leading that project. Various medical issues, appointments and other commitments interfered with that and there was only one

sewer present, so the four ladies attending the meeting visited and shared information on sewing projects and ideas and tips on what to bring to the retreat. Although we missed our absent members and weren't able to spend our time sewing, we had a nice time catching up!

What's Ahead:

In May, we will explore fabric embellishment with paints with our resident artist, Margaret Shearouse.

Community Service sewing will occupy our time in June as we help the folks at Fairview prepare for another mission trip to Tapachula Mexico.



Above, Shamrocks were everywhere! A lot of pillows and hot pads were finished in our fun session and just in time for St. Patrick's Day too.

Clockwise from right: Chris McDowell cutting out her pillow; Margaret Shearouse stitching her pillow closed; Roxanna Mills stitching the felt pipe for the front of her pillow; Sandy Costanzo clipping her pillow seams.



News from our Neighborhood Groups



Moonlight Stitchers – Lexington, SC

What's Been Happening in Lexington:

March's meeting started with planning our annual picnic, Moonlight Stitchers are hosting. We had a great discussion on center pieces, door prizes, and dessert, you will have to come see the final discussions.

There are so many rulers and templets that are available, very interesting to see all the different ones we all have in our ruler stash. I am sure everyone has their favorite. I thought Lesley Ownings had a great one. It is called Quilt Sticks, it is a solid ruler (no measurements) that does not slip when cutting fabric. I am including a picture of Lesley's Quilt Sticks. You can find more information on the internet at www.quiltsticks.com.

We made snap bags at our April Meeting. They are cute and so easy to make, everyone who made one was able to take home a finished snap bag. It is a great project to use your scraps! I heard more than one person say they were planning on making these for gifts.

Lesley Owing passed out quilt and pillow kits to make for one of

our Charities, The Armed Services Operation Kid Comfort. This organization creates custom made quilts and pillows for children of deployed U.S. military personnel. Several of our members took kits home to complete.

We welcome Tracy Duecker, who is a member transferred from the St Augustine, FL. We look forward to getting to know Tracy as she comes to our meetings. She has visited other neighborhood groups too.

What's ahead:

At our May meeting we will be putting the finishing touches for our annual picnic to be held June 2nd. We will also finish our draw string backpacks for our other charity for this year.

Judie Travis will bring us program about Zentangle in June. What is Zentangle? It is an easy-to-learn, relaxing, and fun way to create beautiful images by drawing structured patterns. We call these patterns, tangles. You create tangles with combinations of dots, lines, simple curves, S-curves and orbs. Judie will show us how this can be used in making our quilts, craft projects, framed art or just for relaxation.



Clockwise from above:
Tracy Duecker - new member transfer from St Augustinel;
Sally Kluttz trying to obey the classroom rules as she demonstrations how to make a snap bag;
Leslie Owing's Quilt Sticks;
Judie Travis and Lillian Lester display their quilt rulers;
Some of our finished snap bags



News from Our Neighborhood Groups



Garment Group — West Columbia, SC

What's Been Happening in West Columbia:

We are moving closer to completing our *Tunic Bible* creations before we move on to our next project, a Cutting Line Designs pattern of your choice. Our March meeting held a lot of "sew and tell" items from the Rae Cumbie work-shop and tunic creations.

April continued tunic fitting and beautiful creations. Take a look at Cindy's purse that she made using the ASG fabric line!

Other items of note that we have shared: Do you like to listen to podcasts? Did you know that there are actually sewing podcasts out there? I found one called "Love to Sew" with Helen Wilkinson and Carolina Somos. They have a weekly show talking all things garment sewing and interview creative sewists and indie business owners. It's an entertaining program and there is some good information. Give it a listen! And there are plenty more out there that you can stream: search google for "[Sewing Podcasts.](#)"

What's Ahead:

May will wrap up the Tunic Bible projects (generally speaking) and we will turn our focus to another independent pattern line – [Cutting Line Design patterns](#) by Louise Cutting. OR choose another pattern as long as it is an independent pattern source. There really are so many options out there.

Here are a few to browse: [Style Arc](#); [Grainline Studios](#); [Hot Patterns](#); [By Hand London](#); [Colette](#); [Itch to Stitch](#); or [Cashmerette](#)...Just to name a few! Here is a site that fosters and supports a large number of indie pattern companies: [IN-](#)



Cindy's Purse using ASG Fabric!!

[DIESEW.](#)



Back of Lenaya's Vest



Sandy's Jacket




Judie's Jacket



Doll Summer Outfit

News from Our Neighborhood Groups



Sew Little Time — Summerville, SC

What's Been Happening in Summerville:

In March, Diane Zielinski showed us the keyhole pattern she learned during sewing at the beach. She then demonstrated how to create this effect.

In April, anyone who still had our secret project turned in their creations. We began this year's charity sewing with Anne bringing in a huge pile of upholstery fabric to make walker bags for local seniors.



What's Ahead:

May - Retreat show and tell and demo what we learned in the breakouts.

June - Diane Z will demo the window pane technique she learned at Sewing at the Beach

July - Serger how-to's by Marie - the first of 2 meetings dedicated to Sergers

Aug - Serger Neck-lace using the tech-

niques from the previous meeting .

Sept - Turn in our Charity sew projects and our favorite Thanksgiving decoration with demos



At left, some of our finished walker bags; Below L-R Anne Mace shows a baby outfit; Kristy shows a purse/tote she made; and a baby quilt she made for a friend.



News from Our Neighborhood Groups



Rockin' Bobbins — Columbia, SC

What's Been Happening in Columbia:

Rockin' Bobbins did not meet in March 2018 because most of the members were at Sew Expo in Atlanta.

We met on April 12 at the Hilton Garden Inn. Our main program was to compile a list of web sites and stores that relate to all aspects of sewing, quilting and embroidery. We had an awesome show and tell as you can see from our pictures.

What's Ahead:

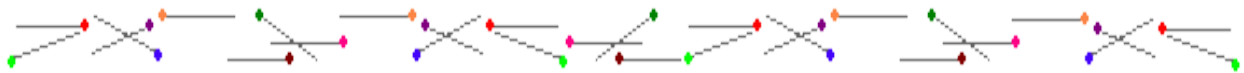
Our next meeting will be on May 4 to attend the Tent Sale at Farmhouse Fabrics. THIS IS NOT OUR REGULAR MEETING DAY. We will not meet on May 10th.





Do you know someone who wants to learn to sew and needs a machine?

A donation came to ASG of a Singer Touch & Sew Deluxe Zigzag model 600E. For more info contact Lillian, LillianSews@hotmail.com or 803-364-5039.



Mark your calendars now. You won't want to miss these events..

Chapter Educator Event — Sept. 22. Anita Drennon, our Chapter's own Certified Sulky Educator, will be leading us as we stitch an adorable mystery project. Bring your sewing machines and a brown bag lunch to the Club House at Cedar Creek in Aiken for a fun day of creative stitching. Details in the July newsletter.



October 13 — Bring on the Bling with Linda Barrett-Hanslip. Learn the how's and why's of adding bling to your project. Location and details to be announced in July.

Annual Meeting — November 10, Lexington Country Club. Scrap challenge contest winners will be selected by your votes at the meeting. Also, bring your entries from the national ASG Fabric Contest for Sew-n-Tell.



(Continued from page 1)



2. Roll elastics and ribbons and secure with a binder clip. Mark yardage on the roll.
3. Wrap multiple styles of trims on cardboard and store in a narrow space.
4. Use mugs, cups, jars and glassware to store pens, rulers, scissors, buttons and small tools.
5. Keep attachments for each machine in a separate box with the machine it belongs to.
6. Store rolled up batting in baskets or tubs and save valuable shelf space.
7. Keep a silverware tray at your machine and/or cutting table to store the items you use the most.
8. Maximize all the space you have. Use corner cabinets or desks and push tables against the wall for better use of floor space.
9. Use see through containers with drawers to store things and place them under tables. Store items in smaller bins to keep them more organized rather than in one large bin where they get jumbled together. Use clear bins to easily view what is in the bin.
10. Hang a pegboard on a wall or on the back of a door and store anything that hangs; thread racks, rotary cutters, scissors, packs of trim, patterns in clear baggies with a punch hole, quilting rulers
11. Keep a chalk board or white board visible to make notes of projects or due date. Use batting scraps as an eraser! Batting scraps are also great for cleaning and dusting.
12. Put a shelf on a wall over your work space to store books, magazines and patterns. They are still easily accessible but not taking up prime work space.
13. Store an oversize ironing board upright in a narrow space when not in use.
14. Every space counts. Use even the smallest area to store something. Just remember where you put it! Put buttons in a jar, beads in small plastic containers, old wood cigar boxes are great for little items like packs of needles or presser feet. Never pass up any cute container, it may be just what you need.
15. Most of all personalize it for you, decorate with your favorite color and things that make you happy. Tack up a wall hanging you made, your kids artwork, or pictures of ideas you want to make or a fabric you love that you need to match.

Organizing is time consuming and a frustrating process but once it is done you will be so much happier with your area, whether it is large or small, in its own room or a corner of a room, upstairs, down stairs or where ever. Be happy with what you have and make the best use of it. We are so fortunate to have to worry about how to store our many items yet there are so many that would be happy to have a simple machine that works. Enjoy what you have and create in a space that pleases you.

The next chapter event that I hope to see you at is the Annual Picnic on June 2nd at Gibson Lake Park in Lexington. No registration necessary, just bring a salad or picnic food to share. See the flyer in the newsletter for more information. The summer months will be a slower time for the chapter so you can take time to enjoy family activities, traveling, vacations and staying cool. We gear back up again in August with some new programs so read the newsletters for information on them and sign up to attend!!!

Happy Stitching,
Judie Travis



Have you visited our page lately?

Hello! Did you know that ASG has a Facebook Page and a Social Media Coordinator? Well, we do! [https://](https://www.facebook.com/AmericanSewingGuildCSR/)

www.facebook.com/AmericanSewingGuildCSR/

This is the link to the Facebook page, and as for the Social Media Coordinator, that's me! My name is Erin Stoudemire and I am here to help. My job is to help you get your neighborhood group events and the other ASG events out there to the public.

I can help with pictures, advertising in social media, and just helping everyone stay connected. I can help reach out to new potential members and put our best foot forward. I can do a lot of things, but I need YOUR help! Before I put anything on the Facebook page as an event, I need to know all the details. Sometimes if you are having a meeting that is all business, well that might not be the best thing to invite people to. Also if you are hosting at someone's house it might not be a good idea to put their address out there for the world. So I need to hear

from you! I need to know what you have going on, I need to know the details, and I need to know what area it is in. I really would like to help make our online presence as amazing as it can be, but I need your help!

If you are on Facebook and a member of the page, please click the like button under the posts. Comment on things that interest you, take a moment to share what you are doing. Last of all there are lots of places where you'll see a button that says "Share". Please click that button to share our page with other people you may know. It normally pops up with a couple of options like, "Share now" or "Write message" if you want to add on to what you are sharing. If you need any help with any of this, please let me know. I'd be happy to assist you in any way I can.

In the last month on the Facebook page our reach to people has went up 485% and people engaging on our posts has also went up 744%. This is all because of you and how you interact with the page. I hope to hear from you all soon so we can get more pictures and events up. See you in Cyber Space!

Erin Stoudemire
Social Media Coordinator

Member Recognition

03-01 thru 04-26/2018

A warm welcome to our newest members

No new members

Trial Memberships

No new trial memberships

Member Transfers

No new transfers

Thanks for Renewing

Peggy Anderson
Sallie Barfield
Sally Kluttz
Janinne Lechene
Charlene McDaniel
Maryann Roof Thompson
Joyce Sinclair
Becky Smith
LaVay Stover
Christine Sweeney
Barbara Thomas

Renewal Reminders thru 6/30

Renew Early—Please don't let your membership lapse or you will miss all the fun!

Daria Carney
Cheri Dowd
Rhonda Wise

Expired Memberships

It's not too late to renew, but better hurry, these memberships expired recently

Margaret Kelsey

ASG Members Only Discounts

- ◆ Five Eighth Seams offers a 10% discount to ASG members. Not good towards repairs or classes, not good for Viking or Accuquilt products
- ◆ House of Fabrics (Chez Fabrique) in Columbia SC — -10% discount to ASG members
- ◆ Jeff's Sewing & Vacuum Center in Martinez, GA — 15% excludes machines & maintenance
- ◆ Sew Suite Studio—10% discount on fabric and notions
- ◆ *ASG Notions advertisers* are making very special offers on sewing-related products, events, and services only to ASG members. The list of offers will change quarterly to correspond with the mailing of each new issue of ASG Notions. Check out all discount offers at this link: <http://www.asg.org/members/specials.php>

ASG MEMBERSHIP APPLICATION

Name _____

Address _____

City _____ State _____ Zip _____

Daytime phone number _____

E-mail _____

How did you hear about ASG? _____

Return to: American Sewing Guild
9660 Hillcroft, Suite 510, Houston, TX 77096

New Member \$50

Junior Member (New and Renewal)
to age 17, or age 22 with student ID \$25

Chapter SC/Central Savannah River

ASG Member at Large \$50

Renewal Member \$45
(if received before membership expiration date)

Late Renewal \$50

Chapter SC/Central Savannah River

Payment

Check payable to "American Sewing Guild"

MasterCard | Visa | AmEx | Discover

Account#: _____

Expiration Date: _____ CVV# _____

Signature: _____

Visit our Advertisers for Your Sewing Needs

COME SEW
with us!

five
eighth seams
fabrics, classes, and more

Authorized Husqvarna Viking Dealer

1942 Sam Rittenberg Blvd. Unit A • Charleston, SC 29407
843-225-3958 • www.fiveeighthseams.com
blog: www.wearsewhappy.com

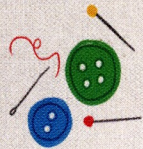
House of Fabrics

Lori R Brown
Owner

652 Bush River Road, St. E
Columbia, SC 29210

803-765-2485

houseoffabrics@att.net
www.chezfabrique.com



Jeff's

SEWING & VACUUM

Jeff Faircloth

706-863-0090

Owner

3833-C Washington Rd
Martinez, GA 30907

www.jeffssewingandvac.com



"CUSTOMER SERVICE IS THE HEART OF OUR BUSINESS"

Pappy's WoodShop

Products made from the trees of our beautiful earth

Unique wooden products that help
organize the sewing studio

Ruler Racks ▪ Binding Winder
Sewing Caddy ▪ Thread Racks
Rotary Cutter Stands

To see our products go to our website:
www.Etsy.com/shop/PappysWoodShop

Contact us at:
803-727-5393 (Jim) or 803-413-6436 (Sally)
pappyswoodship@sc.rr.com

All of our products are designed and
built by owners Jim and Sally Kluttz.

JANOME



• Fabric • Patterns • Books • Notions • Quilts
• Sewing Machines • Instruction • Clubs

People, Places & Quilts
SEWING AND FABRIC EMPORIUM

Historic Downtown Summerville
129 W. Richardson Ave. • 843.871.8872
www.ppquilts.com

Visit our Advertisers for Your Sewing Needs



Inspire-Create-Share
Come Sew With Us!
Sewsuitestudio.com



baby lock

elna

brother
 at your side



FOR THE LOVE OF SEWING

JUKI

120 Ellis AVE Suite A
 Lexington, SC 29072
 803-957-0677

81 Old Trolley Road
 Summerville, SC 29485
 843-900-5440

DUNAGAN'S Sewing & Vacuum

Karl Dunagan

1536 Whiskey Road
 Aiken, SC 29803
 803-649-6777

www.dunagans.com



Check out these events held by our advertisers

For details or to register, please visit our
 advertiser's websites

Five Eighth Seams www.fiveeighthseams.com See website for dates & details. Here is just a sample of their many classes:

- Beginners — Just the Basics; Sewing 101
- Sewing with Knits - Kids Club - Quilt Classes
- Advanced Sewing with Knits - Viking Club

Jeff's Sewing & Vacuum. So many things going on at Jeff's there isn't enough room to list everything here—visit their website for a complete calendar of events and classes. <http://jeffssewingandvac.com/calendar/>

- Beginning Sewing - Sewing Club - Baby Lock Serger Club
- Floriani Classes - Embroidery Classes

Sew Suite Studio www.sewsuitestudio.com — Now with two locations in Lexington & Summerville — see website for a complete list of class times and registration Here's just a sample:

- Take Five Quilt Classes — Lexington & Summerville
- Learn to Sew Bundle of classes — Lexington & Summerville
- Beginning Quilting by Machine—Lexington
- Learn to Sew Youth — Lexington
- Kimber Bell—Hello Sunshine Open Sew/Embroidery
- Kimber Bell—So Hoppy Bunny Ears Cinch Bag
- Tote Bag Class using Serger Techniques - Elna Owners Class
- Baby Lock Owners Class - Sizzix Demonstrations

Member Classified Ads

*Do you have a sewing-related item you
 would like to buy or sell?*

*Classified ads are free to our members.
 Non-members please see rates & instruc-
 tions on page 2.*

Chapter Events Shown in Red — NG Events Shown in Black

Calendar of Events

April 29 to May 1-3 — 5th Annual Sewing Retreat at St. Christopher's on Seabrook Island

- May 7 — Stylish Fit (N.Augusta) — Hands-on Garment Sewing
- May 8 — Sewn Together (N.Augusta) — Fabric embellishment with paints
- May 8 — Moonlight Stitchers (Lexington) — Finishing touches for the picnic in June; Finish drawstring backpacks for charity project.
- May 10 — Rockin' Bobbins (Columbia) — Road trip to Farmhouse Fabrics in Beech Island
- May 12 — Sew-n-Sews (Myrtle Beach) — TBA
- May 14 — Material Girls (Aiken) — Dying Fabric at Paula Brown's studio
- May 15 — Sew Little Time (Summerville) — Retreat Sew-n-Tell plus demo what we learned in the breakouts
- May 19 — Garment Group (W.Columbia) — Discussions of our adventures with The Tunic Bible with Sew-N-Tell

May 19 — 2nd Quarter CAB Meeting at Nick's in West Columbia immediately following Garment Group NG meeting

May 21 — Connecting Threads (N.Charleston) — inactive at the moment

May 31 — Final day to enter the ASG Fabric Design Contest

June 2 — Chapter Picnic — in Lexington at Gilbert Park

- June 4 — Stylish Fit (N.Augusta) — Hands On Garment Sewing
- June 12 — Sewn Together (N.Augusta) — Community Service Sewing — Projects for mission trip to Tapachula
- June 12 — Moonlight Stitchers (Lexington) — Learn about Zentangle with Judie Travis
- June 14 — Rockin' Bobbins (Columbia) — TBA
- June 16 — Garment Group (W.Columbia) — pattern selection begins for our next indie pattern sewing.—Cutting Line Designs
- June 19 — Sew Little Time (Summerville) — Diane Zielinski will demo the windowpane technique she learned at Sewing at the Beach
- July 2 — Stylish Fit (N.Augusta) — Hands On Garment Sewing
- July 9 — Material Girls (Aiken) — Folded Fabric Ornaments
- July 10 — Sewn Together (N.Augusta) — Reusable Grocery Bags

July 12-15 — ASG National Conference in Las Vegas

- July 17 — Sew Little Time (Summerville) — Serger how-to's by Marie — the first of two meetings
- August 6 — Stylish Fit (N.Augusta) — Hands On Garment Sewing










August 11 — 3rd Quarter CAB Meeting — in Summerville at Oscar's Restaurant

- August 12 — Material Girls (Aiken) — Finding the best online fabric stores discussion
- August 13 — Sewn Together (N.Augusta) — UFOs — Sew together or get help with sewing problems that keep us from finishing
- August 21 — Sew Little Time (Summerville) — Serger Necklace using the techniques from the July meeting
- September 3 — Stylish Fit (N.Augusta) — No Meeting due to Labor Day Holiday
- September 10 — Material Girls (Aiken) Charity Sewing for the St. Augustine Church donation
- September 11 — Sewn Together (N.Augusta) Scrappy Project — Tibetan Prayer Flags








MAY 2018

Sun	Mon	Tue	Wed	Thu	Fri	Sat	
		1	2	3	4	5	
		Sewing Retreat					
6	7 	8 	9	10 	11	12 	
13	14 	15 	16	17	18	19  CAB	
20	21 	22	23	24 	25	26	
27	28	29	30	31			

JUNE 2018

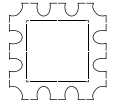
Sun	Mon	Tue	Wed	Thu	Fri	Sat
					1	2 
3	4 	5	6	7	8	9 
10	11 	12 	13	14 	15	16 
17	18 	19 	20	21	22	23
24	25	26	27	28 	29	30

JULY 2018

Sun	Mon	Tue	Wed	Thu	Fri	Sat
1	2 	3	4	5	6	7
8	9 	10 	11	12 	13	14 
15	16 	17 	18	19	20	21 
22	23	24	25	26 	27	28
29	30	31				



501 Valmire Drive
Columbia SC 29212



TIME SENSITIVE MATERIAL— PLEASE DELIVER PROMPTLY

Policy for Re-Use of Information:

We do appreciate being asked when another Chapter intends to re-use our articles. Articles and other material in this publication are intended for the benefit of ASG members only. When reprinting, credit should be given to the authors by including the author's name and the Chapter newsletter name.

Use of information contained in our articles for any other purpose must have permission from the author and/or newsletter editor.



Conference registration is now open.
Visit the ASG website to register

*Are You
In?*



With so many social media sites popping up in recent years (some better than others), the folks at ASG National HQ have researched the best options to communicate with members and selected MyGrove. Not only do we get information about national events, classes, video links, and free patterns, etc., but it offers each chapter an opportunity to post event information and calendar reminders about upcoming chapter and NG meetings.

One major advantage of using MyGrove is that our chapter can set the viewing area — essentially making it easier for near-by chapters to see our events (and we can see theirs).

At a recent Chapter Advisory Meeting, our CAB voted to discontinue using Yahoo Groups because of ongoing problems and errors in information entered vs. information transmitted. Calendar reminders and event information will now be posted on MyGrove by our new Social Media Coordinator.

By now you probably have already received an invitation to join MyGrove. If you have not already taken the opportunity to join, click on the link <https://app.mygrove.co/#/login> and follow the easy steps to register. Be sure to configure the settings to select the frequency of updates, etc. to ensure that you have the best experience for your needs.