




www.asgsouthcarolina.com

Inside This Issue:

CAB & Committees Newsletter Information	2
Fall National Educator Event with Pam Damour	3
Neighborhood Group Contact Information	4
Highlights from the Member Giveback Event	5-7
2020 Sewing Retreat Sign-up	8
Highlights from our 6th annual sewing retreat	9-12
2019 Member Challenge	13
News from our Neighborhood Groups	14-21
Member Recognition	
Member Discounts	22
Membership Application	
National Sewing Month Charity Sew-In	23
Save the Date - Info on upcoming events	24
Member Classified Ads	
A message from our Advertisers and their upcoming classes	25-26
Calendar of Events	27
ASG 2019 Convention Info.	28



Diane's Discussions

Summertime is here and it brings back memories of times on Folly Beach spent with my family. My grandparents would rent a house right on the beach for the week of the 4th of July. My cousins and I would swim, built sandcastles, and just have fun playing on the beach. A favorite activity was when Granddaddy would tie a chicken neck on a string and we would catch crabs. Then my Grandmother would put on a big pot of boiling water to cook the crabs. The 4th of July was a special day filled with family, friends and food.

When I think of July 4th, I think of red, white and blue. As time goes on, things change, but those colors are just as special to me now as they were then. Now I belong to a group called Quilt of Valor. The Quilt of Valor Foundation began in 2003 when the founder and a quilter, Catherine Roberts, had a dream while her son was deployed in Iraq. "A young man was sitting on his bed hunched over. The permeating feeling was one of utter despair. I could see his war demons clustered around him, dragging him down into an emotional gutter. Then in the next scene I saw his demeanor change from one of despair to one of hope and wellbeing. The reason for this change was the quilt he had wrapped around himself." The message to Catherine was that quilts equal healing.

Since that day, the organization has spread to all 50 states and beyond. The first 100 quilts that Catherine and her friends made went to Walter Reed Hospital. Since then quilts have been awarded to those who served in numerous conflicts including but not limited to WWII, Korean War, Viet Nam, Desert Storm, Iraq and Afghanistan. Over 200,000 Quilts of Valor have been awarded to our active duty military and veterans.

The mission of Quilt of Valor Foundation (QOVF) is to cover service members and veterans touched by war with healing, peace, and comfort. To register to receive a QOV, go to the website QOVF.org and fill out the form. The service member or veteran can register or anyone can nominate a person by filling out the form with the military information.

QOVF is a volunteer organization that depends on volunteers to make the quilts and donations. Quilters make quilts that are usually a Patriotic theme using red, white, and blue fabrics. There are many quilt patterns used. Long armers quilt using various styles.

Since I have been associated with QOVF, I've made and presented numerous quilts. The service member or veteran receiving the quilt is so appreciative. They will share memories. When presenting to a group, they will share with each other about their experiences. It can be an emotional experience.

It's very rewarding to make and present these quilts. If you're interested in helping, we can always use your help.

Diane Zielinski

Chapter Advisory Board 2018

President

Diane Zielinski (843) 563-4404
zielinski@diane@yahoo.com

1st VP—Communications/Outreach

Linda Montz (803) 634-4308
montz@bellsouth.net

2nd VP —Education/Events

Kristy Granberg 843-697-5592
kgranberg415@yahoo.com

Secretary

Tammy Newman (806) 683-1909
tnewman524@gmail.com

Treasurer

Joyce Sinclair 803-642-3375
jsinclair@bellsouth.net

Committee Positions

Advertising & Publicity

Cheri Dowd 803-644-0576
dowdinsc@aol.com

Education Programmer

Cheri Dowd 803-644-0576
dowdinsc31@aol.com

E-Mail Coordinator

Chris McDowell 803-279-7288
vcmcdowell@comcast.net

Historian

Marge Mitchell 803-226-0165
sewmarge@gmail.com

Membership Coordinator

Lenaya Raack 803-648-0753
rock88a@gmail.com

Neighborhood Group Coordinator

Ellen Macklin 803-617-7909
ellemak@bellsouth.net

Newsletter Editor

Sandy Costanzo 803-644-8140
scostanzo@atlanticbb.net

Nominations

Marge Mitchell 803-226-0165
sewmarge@gmail.com

Retail Liaison

Kathleen McCartney 803-617-8711
kbmccartney@yahoo.com

Social Media Coordinator/Web Master

Erin Stoudemire 803-874-3899
cestoudemire@gmail.com

Special Events Coordinator

Leslie Owings (803) 802-0099
lcowings@msn.com

Newsletter—Seams Sew Simple

Editor—Sandy Costanzo

Seams Sew Simple is published six times a year

Advertising Rates for Camera-Ready Ads — 6 Editions/Yr.

Full Page	\$200
Half Page	\$100
Quarter Page	\$ 60
Business Card	\$ 40
Special Insert (per issue)	\$ 50

E-Mail all ads to Editor

scostanzo@atlanticbb.net

Advertising Checks Payable to:

ASG SC/CSR

Mail to: Joyce Sinclair

5223 Belle Mead,
Aiken, SC 29803-8784

Classified Ads (Sewing Related)

Members: Up to 40 words— FREE

Non-Members: (Up to 40 words) \$10.00

Service Directory Ads

Members: Up to 40 words Free

Non-Members: Up to 40 words \$10.00

Newsletter Deadlines:

December 10 Jan.-Feb. issue

February 15 March-April Issue

April 15 May-June Issue

June 15 July-August Issue

August 15 Sept.-Oct. Issue

October 15 Nov.-Dec. issue

All Paid Advertising will be posted as soon as Treasurer confirms payment.

Please note: All photographs presented in this newsletter are the property of Chapter members and have been submitted for inclusion. Only public domain clip art has been used in the newsletter. Web content has been credited to the author and site.

Chapter Advisory Board (CAB) Meetings

Meetings are open to all members. Non-Board members are asked to call the President in advance to RSVP. Meetings are normally held quarterly and alternate between cities where our NGs are located.

August 17 after Garment Group — Old Mill Pub in Lexington

December 5 in Aiken, SC at the Village Café

ASG Membership

For Changes of Address or Chapter Affiliation:

Master membership data is managed at ASG Headquarters in Texas. If your address changes for any reason, you must notify ASG directly. Otherwise, you may not receive your newsletter or other important information. If you want to change your chapter affiliation to a different chapter other than the original one you joined, you must notify ASG to that effect in addition to any address changes. The changes can be made on-line or you can mail them using the address below.

Send address changes to:

The American Sewing Guild
9660 Hillcroft, Suite 510
Houston, TX 77096

Contact ASG:

E-mail: info@asg.org

Website: www.asg.org

New members joining ASG or anyone needing to renew their membership, please use the form in this newsletter or renew on-line.

The SC/Central Savannah River Chapter of the American Sewing Guild is a local chapter of a national nonprofit organization. Its officers and leaders are all volunteers. Our purpose is to provide education on sewing to our members and the community. We hope to encourage and inspire people to sew. Membership is open to anyone with an interest in sewing. For more information, contact the President or Membership chair.

The American Sewing Guild, Inc. (ASG) is a not-for-profit education-based organization, founded in 1978. ASG is comprised of 136 chapters plus over 1,000 community and special interest groups within the chapter umbrella. ASG's over 20,000 members promote the mission to "Advance sewing as an art and life skill" by providing a network of sewing education and support for sewing enthusiasts of all skill levels, serving as preservers of the sewing arts in America., promoting community engagement through service projects, sharing sewing arts with new generations and being key participants in key consumer & industry-wide sewing events. Membership in the Guild is open to anyone. Dues include quarterly publications of the Chapter Newsletter & ASG's Notions

Fall 2019 National Educator Event

Pam Damour, The Decorating Diva Multi-Day Event

September 12 — 13—14, 2019

The Clubhouse at Cumberland Village
3070 Wise Creek Lane, Aiken, SC 29801



Sept. 12, 6-8pm - Zentangle on Fabrics — hors d'Oeuvres served — Minimum 15 people

Sept. 13, 9am to 4:30pm— The best Kept Secrets in Decorating — Lecture/Trunk Show

Sept. 14, 9am to 4:30pm— Sampler using 10 or more techniques from the previous day — max. 25 people

Lunch served both days

Pam Damour will share her 28 + years of knowledge in the areas of interior design and sewing. She will teach techniques that allow you to create accents for your own home that are professional quality. Pam teaches these techniques internationally and has 13 DVD's , as well as a book and her own web TV show - At Home with the Decorating Diva.

Pam is a Certified Zentangle Teacher (CZT) and will share this joyful practice from 6 pm to 8 pm on Thursday, September 12. Participants will purchase a kit with fabrics and tools to join the experience of Zentangle on fabric. Minimum 15 students needed—Hors d'Oeuvres will be served.

Friday, September 13 is a full day of decorating technique demonstrations and trunk show items. This is the 'how to' of home decorative sewing. Get that professional look with your new knowledge.

On the following day, Saturday, September 14, a group limited to 25 will use the knowledge from the previous day to sew their own technique sampler (sewing machine required). Students must attend the Friday session if they wish to participate. You can bring your own 4 to 5 coordinating fabrics or pre-reserve a kit from Pam. Lunch is included in each full day class. More information on needed supplies will be emailed after registration and 3 weeks prior to the class.

**2019 Fall National Educator Event—Pam Damour Please submit form with payment
Registration Deadline is Wednesday, September 4 — No refunds after registration deadline**

Name	Phone Number	Member Number															
E-Mail:	<table border="1"> <thead> <tr> <th></th> <th>Member</th> <th>Non-Member</th> </tr> </thead> <tbody> <tr> <td><input type="checkbox"/> 9/12—Zentangle Kit w/hors d-Oeuvres</td> <td>\$ 15</td> <td>\$ 25</td> </tr> <tr> <td><input type="checkbox"/> 9/13—Lecture/Trunk Show w/lunch</td> <td>\$ 55</td> <td>\$ 65</td> </tr> <tr> <td><input type="checkbox"/> 9/13 + 9/14 Sampler w/2 lunches</td> <td>\$110</td> <td>\$130</td> </tr> <tr> <td><input type="checkbox"/> Reserve Sampler Kit — additional</td> <td>\$ 20</td> <td>\$ 20</td> </tr> </tbody> </table>			Member	Non-Member	<input type="checkbox"/> 9/12—Zentangle Kit w/hors d-Oeuvres	\$ 15	\$ 25	<input type="checkbox"/> 9/13—Lecture/Trunk Show w/lunch	\$ 55	\$ 65	<input type="checkbox"/> 9/13 + 9/14 Sampler w/2 lunches	\$110	\$130	<input type="checkbox"/> Reserve Sampler Kit — additional	\$ 20	\$ 20
	Member	Non-Member															
<input type="checkbox"/> 9/12—Zentangle Kit w/hors d-Oeuvres	\$ 15	\$ 25															
<input type="checkbox"/> 9/13—Lecture/Trunk Show w/lunch	\$ 55	\$ 65															
<input type="checkbox"/> 9/13 + 9/14 Sampler w/2 lunches	\$110	\$130															
<input type="checkbox"/> Reserve Sampler Kit — additional	\$ 20	\$ 20															
Make your check payable to: ASG / SC-CSR Chapter	<div style="border: 2px solid green; padding: 5px;"> <p>Send checks to: Joyce Sinclair 5223 Belle Mead, Aiken, SC 29803-8784</p> </div>																

Neighborhood and Special Interest Groups

Your opportunity to share your passion, grow your skills and make new sewing buddies. Plan to attend as many NG meetings as you can fit into your schedule. See calendar for dates and topics for each month.

Material Girls — Aiken



Cheri Dowd (803) 644-0576
Marge Mitchell (803) 226-0165

Meets 2nd Monday @ 10:00 a.m.
St. Augustine Church,
1630 Silver Bluff Road, Aiken SC

Sewn Together — North Augusta



Margaret Shearouse (706) 860-4763
Tammy Newman (806) 683-1909

Meets 2nd Tuesday @ 10:00 a.m.
Fairview Presbyterian Church,
1101 Carolina Ave., North Augusta SC

Rockin' Bobbins — Columbia



Mary Plexico 803-781-5271

Meets 2nd Thursday @ 10:00 a.m.
Hilton Garden Inn
Harbison Boulevard Columbia, SC

Moonlight Stitchers — Lexington



Sally Kluttz 803-808-6997

Meets 2nd Tuesday @ 6:00 p.m.
Hobby Lobby, 5322 Sunset Blvd.
(Rt. 378) in Lexington SC

Sew Little Time—Summerville



Anne Mace 843-553-7372
Diane Zielinski 843-563-4404

Meets 3rd Tuesday @ 6:00 p.m.
People, Places and Quilts, Summerville SC

Garment Group — Special Interest NG



Diane Lackey — 803-960-9859

Meets 3rd Saturday @ 10:00 a.m.
Creative Sewing Machine Center
519 12th Street, West Columbia SC

Stylish Fit — Special Interest NG



Margaret Tuck 706-399-3993

Meets 1st Monday @ 10:00 —2:00
Fairview Presbyterian Church
1101 Carolina Avenue, North Augusta SC

Seaside Stitchers — Beaufort



Sheila Tindall — (843) 838-9473

Meets 3rd Monday @1:00 p.m.
Beaufort Yacht and Sailing Club

Silly Seam Rippers — Lexington



Lexi Stoudemire, NG Leader
Judie Travis, Advisor

The group will meet quarterly on Sunday after-
noons. Dates, Time and Location to be determined
per project and will be posted on the FB page

New Group — Bluffton



Jeanette Bussard — 847-738-8799
Meets 2nd Saturday 10:00 to Noon
Hobby Lobby, 1125 Fording Island Road
Bluffton, SC 29910



If you are interested in starting a new Neighborhood Group or a Special Interest Group, contact Ellen Macklin, our NG Coordinator

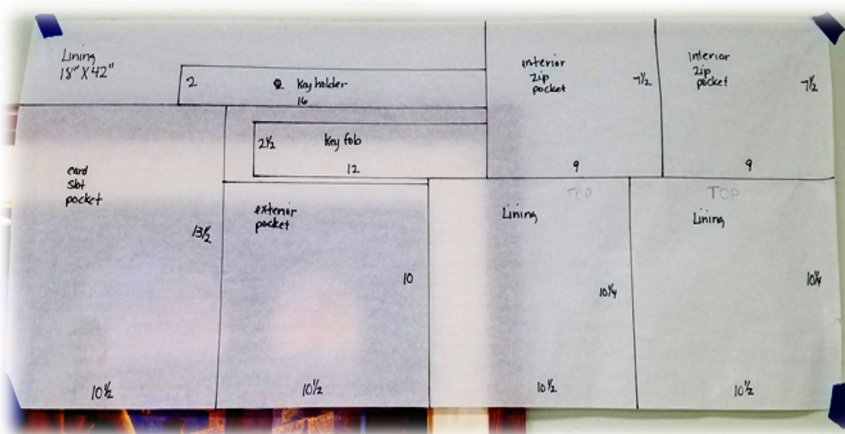
Chapter Give-Back Event

Sewing the Cross-Body Koda Bag

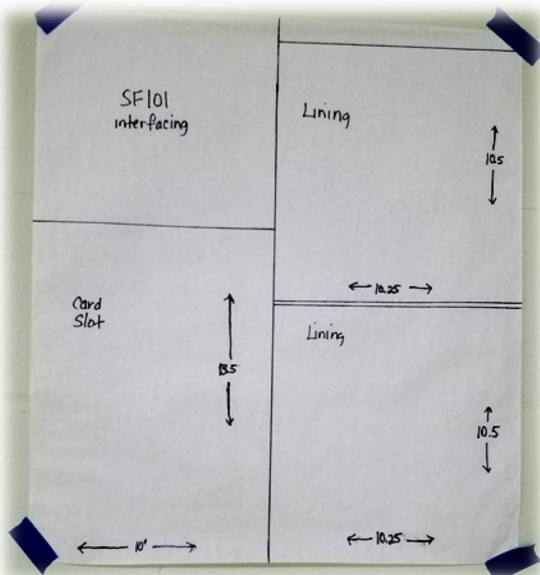
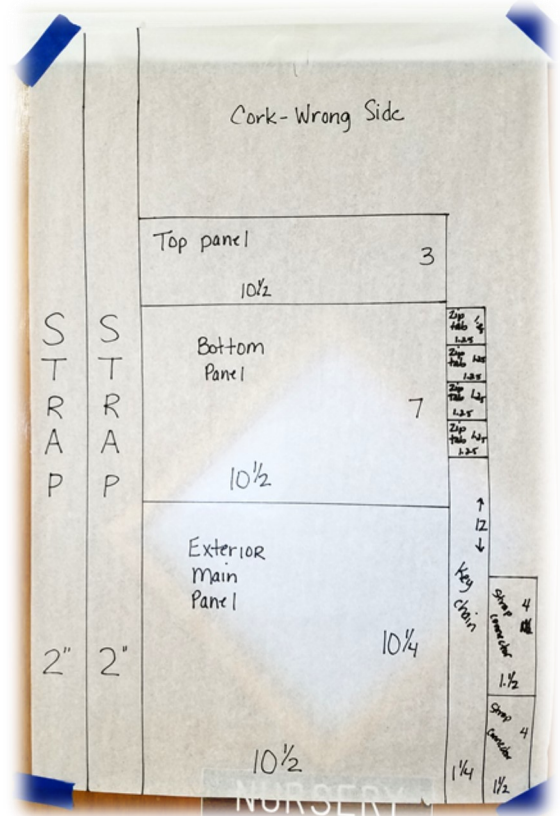


It was a dark and stormy day, but the weather outside didn't deter twenty-five chapter members from venturing into uncharted territory to make purses using a fabric we hadn't used before—cork. It proved to be a great test of our sewing abilities.

With Kristy Granberg's wonderful directions and fabric saving diagrams, most of us managed to leave the workshop with a finished (or nearly finished) cross-body bag to add to our accessories wardrobe.



Chapter Give-Back Event — Sewing the Cross-Body Bag



Above right, Kristy's fabric saving diagram for cutting the cork.
At left, the layout for our lining.

The photo below shows a small sample of the finished bags.
Seems as if the most popular color of the day was Denim Blue.



Chapter Give-Back Event — Sewing the Cross-Body Bag



Above: Lillian Lester, Judie Travis, Sally Kluttz, and Nancy Frick model their bags at Moonlight Stitches NG.

At right: Daria Carney, Tammy Newman and Marge Mitchell model their bags at the Material Girls NG.



Ready to make more?

Here are some of Kristy's sources for the cork, zippers and hardware. If you find other reliable or inexpensive sources, please share the info.

Cork & Zippers — cork from Portugal is preferred

- Sallie Tomato www.SallieTomato.com—lots of choices, slightly higher prices and shipping rates
- Sew Sweetness www.SewSweetness.com/ —best prices and flat rate shipping rates
- MM Cork Supply—lots of choices, higher prices and higher shipping rates

Zippers — need 4.5 or 5.0 size for exterior

- Zipit on Etsy—this is where I got the zippers for the class. Good selection of sizes & colors. Quick service.
- Zipper Stop on Etsy—also good service

- The Zipper Lady (Marie recommends her) www.TheZipperLady.com
- Sallie Tomato—Zipper tape. Lots of colors of tape and teeth available in gold, silver, gunmetal, bronze and copper
- Bringberry - Zipper tape - this is where i get the multicolor teeth www.bringberry.com

Hardware:

- Amazon—for decent, inexpensive hardware (don't forget to use Amazon Smile to send rewards to the chapter)
- Emmaline Bags—beautiful hardware, better quality, shipping is high from Canada (totally worth it, when making that special bag) www.emmalinebags.com
- So You Need Hardware—US based hardware similar to Emmaline. I don't always find what I want there. www.soyouneedhardware.com

Recommended Interfacing: SF 101 by Pellon

7th Annual Sewing Retreat

May 17-21, 2020

St. Christopher's Conference
Center Seabrook Island, SC

Hurry—only 1 spot left before you end up on the waiting list

Imagine...four days of uninterrupted time to sew anything you choose...then visualize taking a break for a walk on the beach or through a nature area...or enjoy sitting on the large deck under the towering moss-draped live oaks as you do some hand stitching.

This retreat was so much fun that most attendees from 2019 have already signed up for 2020. We can accommodate up to 34 members using two conference rooms.

Gather with your sewing friends at 3:00 pm on Sunday, May 17th, and the fun continues until 2:00 pm on Thursday, May 21st. Rooms are double occupancy (two double beds per room). All linens are provided.

There are two meal plans to choose from again this year, but you must pick the same plan for your entire stay and dinner on Sunday is not included. Meals included are Monday, Tuesday, Wednesday and Thursday through lunch. If selecting the "no lunch" option, please remember that no food may be prepared in the kitchen area of the meeting room—only microwave meals are allowed if you pick this option.

Our facilities include the large well lit conference room with picturesque views for inspirational sewing plus a the second conference room for cutting tables and ironing boards.

A non-refundable \$50 deposit will hold your spot. Final payments are due by April 15. If you are wait listed, no deposit will be due until you are notified.

Only those registered may attend and everyone registering must complete the registration form.
If you have questions regarding the retreat, please contact Diane Zielinski at (843) 563-4404

2020 Sewing Retreat (Please submit form with payment—final payment must be received by April 15)

Name & Member #	Phone Number Emergency Contact #															
E-Mail:	Room Preference															
Do you have food allergies? <input type="checkbox"/> yes <input type="checkbox"/> no	<input type="checkbox"/> Double occupancy <input type="checkbox"/> Single occupancy Single rooms no longer available															
If yes, describe:	My preferred room mate is: _____															
Select Room & Meal Options—(check one)	I am enclosing <input type="checkbox"/> Deposit Only <input type="checkbox"/> Full Payment															
	Make your check payable to: ASG / SC-CSR Chapter															
<table border="0"> <thead> <tr> <th></th> <th>Member</th> <th>Non-Member</th> </tr> </thead> <tbody> <tr> <td><input type="checkbox"/> Plan A-Double Occupancy with 3 meals</td> <td>\$363</td> <td>\$413</td> </tr> <tr> <td><input type="checkbox"/> Plan B-Double Occupancy—no lunch</td> <td>\$315</td> <td>\$365</td> </tr> <tr> <td><input type="checkbox"/> Plan C-Single occupancy with 3 meals</td> <td>\$479</td> <td>\$529</td> </tr> <tr> <td><input type="checkbox"/> Plan D-Single Occupancy no lunch</td> <td>\$433</td> <td>\$483</td> </tr> </tbody> </table>		Member	Non-Member	<input type="checkbox"/> Plan A-Double Occupancy with 3 meals	\$363	\$413	<input type="checkbox"/> Plan B-Double Occupancy—no lunch	\$315	\$365	<input type="checkbox"/> Plan C-Single occupancy with 3 meals	\$479	\$529	<input type="checkbox"/> Plan D-Single Occupancy no lunch	\$433	\$483	<div style="border: 1px solid green; padding: 5px;"> Send checks to: Joyce Sinclair 5223 Belle Mead, Aiken, SC 29803-8784 </div>
	Member	Non-Member														
<input type="checkbox"/> Plan A-Double Occupancy with 3 meals	\$363	\$413														
<input type="checkbox"/> Plan B-Double Occupancy—no lunch	\$315	\$365														
<input type="checkbox"/> Plan C-Single occupancy with 3 meals	\$479	\$529														
<input type="checkbox"/> Plan D-Single Occupancy no lunch	\$433	\$483														

Four Days of Sewing—6th Annual Retreat at St. Christopher's



By 5pm our first night, everyone was pretty well set-up and the room was already buzzing with activity.

Throughout our stay we had opportunities to visit with old friends and connect with ladies new to the experience.

Leisurely breaks or lunch with friends under the towering live oak trees were always welcomed.



Four Days of Sewing—6th Annual Retreat at St. Christopher's



Our workstations were as individual as we were. From early morning until late night someone could be found sewing, and projects were likely to be spread everywhere. Help was never far away if we encountered a problem. Everyone loved the new lighting and bright surroundings, especially the new flooring.



Four Days of Sewing—6th Annual Retreat at St. Christopher's



With so many more ladies this year, we decided to forego the last night Sew-n-Tell and opted to display projects as they were completed. Each day brought a new display.

We were always pleased when the dolphins appeared during our beach walks.



Four Days of Sewing—6th Annual Retreat at St. Christopher's



From solo sewing to daily demos or quiet walks on the quiet beach, there was truly something for everyone.

Many signed up for next year's retreat before they left. Better hurry to sign up if you want to participate in 2020.





Are You Ready for a Challenge?

Create Something Reversible

(translation: Create Something Reversible)

The Chapter Challenge for 2019 — Reversibles

It's time to think about making something new that does double duty—both sides can stand alone. Start Sewing — You have until the annual meeting to create something wonderfully reversible.



There are three categories:

Garment — Quilt (lap/baby size) — Home Dec or Other Item(s)

Both sides should be wearable/usable on their own.

All submissions will be presented and voted on at the annual meeting. You and your project should plan to attend.

Prizes are one (1) year free membership for each category.

News from our Neighborhood Groups

Neighborhood Group (NG) Coordinator Report Ellen Macklin

Hi all you beautiful ladies who are thinking about summer and sewing! Those of you who have sewn with me know that I am in love with YouTube. I have installed everything from flooring and pool liners to making skirt patterns and learning how to roll a scarf hem by hand.

This is great but what do I do when things just don't fit just right or I can't identify what's wrong with my project? I take it to my friends in my Neighborhood Group. These gals are the best to help you out. They will tell you to try this or that, help you measure, unsew, cut, and numerous other things. YouTube is great but it's not personal service!

I just want to let you know that we have another couple personal service NG's in Bluffton and Beaufort South Carolina. I was so excited I forgot to take pictures, but I have contact information for you. In the Bluffton area you can contact Jean-

ette Bussard by phone (847) 738-8799 or by email, highsewcity.com. They will be meeting at the Hobby Lobby in Bluffton on a monthly basis on Saturday so please contact Jeanette for exact times. For the Beaufort area please contact Sheila Tindall at sctindall100@yahoo.com and I know she will be able to fill you in on all the details.

YouTube is great but your sewing sisters are far more precious than gold. If you are not involved in a NG you don't know what you are missing. Do yourself a favor and visit those NG's in your area and if you don't find one you like then start one. I will be happy to help.

Everyone please lets support these new groups and go visit them because a road trip is always fun and lunch with sewing friends is the best.

Welcome Beaufort and Bluffton!



Silly Seam Rippers — Youth Sewing Group, Lexington, SC

What's Been Happening in Lexington:

The Silly Seam Rippers had to take a short break from sewing in May due to school work, state testing, soccer, and church activities but in June they got back in full swing with Lexi making a long peasant prairie style sun dress. In this dress pattern she learned to put in a center back zipper, make a lined bodice and applied lace. There is a lot of gathering needed for the 3 tiered skirt and this is a process that Lexi finds tedious. She may think twice before picking a design with so many ruffles.

Cailyn has picked her pattern for her summer dress with a high-lo hemline and wants to use the same fabric as Lexi.

This will be the first garment that she makes so she will need a lot of guidance during this process. Her main goal is the construction and she says she will learn how to read the pattern for cutting and sewing directions after she has seen "how the whole contraption gets put together to look good"!

What's Ahead: They have a meeting date set for July 5th to work on their projects and in August they plan to make the items for the ecology/reusables project, finish their fish water bottles and visit some new quilt shops while on vacation. Their fall project is to make matching knit tops.



There's a new neighborhood group in Bluffton, SC

What's been happening in Bluffton: The Bluffton Neighborhood Group had its initial informational session and meet-and-greet on Saturday, June 1st. There were about a dozen ladies who joined us for the meeting. Several of the ladies in attendance were former ASG members from other chapters who were very interested in joining ASG again once they learned that a neighborhood group was forming in their area. I have had several others email me expressing their interest in the group. We now have a total of 23 people on our contact list, which is a great start for our group! Ellen Macklin did a wonderful job of introducing the attendees to ASG and describing all that the guild has


to offer. Almost everyone who has expressed interest in the group is especially interested in garment sewing (there are already three quilt guilds in the area), so our group will be a garment special interest group.

What's Ahead:

The group has scheduled a meeting in the classroom at the Bluffton Hobby Lobby (1125 Fording Island Road) from 10:00 a.m. to Noon on Saturday July 13th. Jeanette will present a demo of unique patch pocket ideas.

In August Jeanette will take the topic further and discuss patch pockets with volume and shaping.

News from Our Neighborhood Groups



Material Girls — Aiken, SC

What's been happening :

Material Girls in Aiken welcomed a new chapter member, Terri Warncke, to our group in May. Terri missed us last month because we did a road trip to All About Fabrics. We hope she will join us on a regular basis. A total of 9 people met with us to hear Ellen Macklin and Charlene Shabi show us finishing techniques.

Charlene made samples of seam, waist and hem finishes that work in many circumstances. Ellen shared an array of hand stitches which some practiced as she demonstrated. Thanks to both for enlightening us.

Since we traveled last month, many people had new items

to share - Diane Mooney showed her stuffed toy and a new tunic set, Lynne Ulrich had fabric freebies from a high end dress maker, Cheri Dowd shared her newest Chanel jacket and blouse, Mary Ann Thompson sought help to lengthen ad favorite vest, Barb Candido had a new dolly, a quilt top and a woolie applique, and Joyce Bowers showed a jacket for her sister and a new knit top. There were others as well, so we have been very busy these past two months.

In June we had a good turnout, 12 members attending, to hear Daria and Tammy's program on "Choosing the Right Pattern for Your Fabric". They shared some great information and provided members with an excellent handout for future reference.

With so many members pre-

sent we had a lot of sharing as well. Charlene Shabi showed both a jacket and a vest. The jacket, from Hot-patterns, had nice lines but Charlene noted that it had a great deal, she estimated 10", of design ease. Daria, Tammy, and Marge brought their completed Koda Crossbody bags from our recent class (see photo on p.7). Tammy showed us



a laundry bag as well as a type of "ditty" bag made from a Pioneer Woman placemat.

MaryAnn Thompson described her recent project - cutting 90 5" inch squared for project at Peaceful Hearts quilt guild! Joyce Bowers recently finished some vests as family gifts and they were a big hit and fit well.



Cheri Dowd has been busy writing and other prep work for the classes she will be teaching at the ASG Conference in Boston.

What's Ahead:

At July's meeting Marge Mitchell will show the group how to make a type of pattern weight as an alternative to pins.

In August Conference attendees will share their experiences with us.



News from our Neighborhood Groups



Sewn Together — North Augusta, SC

What's been happening in North Augusta:

At the May meeting of Sewn Together Sandy Costanzo gave instruction on making travel sized laundry bags lined with mesh. It was up to the individual on how they chose to embellish the bags and different trims as well as embroidery were used. What a cute, easy and useful project this was! Two new ladies joined the group: welcome to Christine and Terry.

In June, Margaret Tuck talked about the trend and interest in hand sewing. She described the Alabama Chanin method of sewing a t-shirt by hand. Chanin is a designer from Florence, AL who has developed a business of designing and making clothing by hand. She discussed how to use remnants and small fabric pieces to use in Kantha and

Boro style sewing as well as explaining techniques of mending holes in jeans. Margaret brought samples of a wool felt hot pad, a folk art eyeglasses case, a small Boro stitched bag and a Kantha cloth. The group looked through their stash at felted wool and fabric to create a project sampler. What an interesting and informative presentation! We were joined by Nancy Karp from the Augusta Chapter, and Ruby, another new addition to the group.

What's Ahead:

In July, Sewn Together will be working on a row by row project using a Scan and Cut machine and quilting techniques. In August we will be continuing with the July project.



At left, Becky's super sized laundry bag (she must be planning a long trip). Center, bags by Sandy and Tammy.

At right, Margaret shows her folk art felted eyeglass case.

Below L-R: Margaret working on a felted wool hot pad;

Roxanna making a vest out of felted wool using hand stitching; and Nancy Karp testing out the Boro technique.



News from our Neighborhood Groups



Moonlight Stitchers — Lexington, SC

What's Been Happening in Lexington: At our May



meeting, we had a charity sew. We had four sewing machines going to start the jelly roll race. After the four sections

were sewn together end to end, the fun really began to sew them together to make one very long strip. It took two people holding and folding the fabric while Judie Travis continued to sew it together. With limited time at our meeting Nancy Frick took it home to sew the long strip side by side. There was lots of laughter and fun sharing as we sewed together. Looking forward to seeing the finished quilt. We enjoyed having Tina Gordon's daughter, Ashley join us for all the fun. Ashley is a Junior member and it is always a pleasure to have her join us.

June was an enjoyable night with Judie sharing interesting information on the dying and printing process of fabrics in the commercial industry. Here is a little bit of what she shared with us about the dying and printing process of fabrics in the commercial industry with a focus on the new digital printed fabrics. The most common and least expensive process is roller printing where dyes are rolled on top of the fabric with an 8" copper roller therefore the repeat on these fabrics is only 8". Screen printing can have up to a 22" repeat but is limited to 18

colors, as the machines are only set to handle 18 screens. The dyes are pushed through fine mesh laser cut screens and into the fiber. The new digital printed fabric, just now available in stores, has unlimited colors and the dye is sprayed on in a fine mist that penetrates deep into the fibers. The colors and designs in this process are so vibrant and precise and can be easily identified as there are no color dots in the selvage.

Judie also demonstrated a new way of making a scarf and jacket using a Donut Tool, she bought at Sew Expo. We decided it could also be used make a great trimming for a blouse or jacket.



We had a visitor, Beth Henderson with us, she is a newbie at sewing and we hope she will join again. We told her she had found the right place to learn and enjoy her interest in creating with sewing.

What's ahead: July: Tina Gordon will show several new rulers to make machine quilting easier. August will be a DVD presented by Linda Hanslip.



L-R: Lillian's sew and tell; Judie's wall hanging; "Sew it together bags" made by Nancy Frick plus Nancy and her quilt.

News from Our Neighborhood Groups



Garment Group — West Columbia, SC

What's been happening in West Columbia?

At the May Garment Group meeting Cheri Dowd shared her insights on accessorizing our wardrobe with her presentation, "Pulling Yourself Together with Accessories." The goal of accessorizing is to look your best and be self-assured in your clothing and accessories. We should view our accessories as a creative opportunity. To quote Iris Apfel, "What's my style is not your style, and I don't see how you can define it. It's something that expresses who you are in your own way." Mix it up a little and don't stick to "your usual accessories." If you love pearls or diamonds or turquois, go ahead...and be phenomenal in your layering and choice of accessories.



Phenomenal...As y'all may know, I'm a podcast junkie. Recently, I listened to an Oprah "Super Soul Sunday Conversation" podcast where she shared her rendition of a poem by Maya Angelou entitled Phenomenal Woman. I'm sharing it now with all of you Phenomenal Women because it's a great way to start your day and to remember that we are not what we wear so much as who we are. Enjoy often. [Editor's note: due to space limitations, the poem has been moved to page 27.]

Cheri's presentation shared a message of dress who you are; don't be bribed by advertisements or current fashion in magazines. Take inspiration from them and wear what is comfortable to you. Pull it all together and own your look; express your personality. Cheri concluded with some coming trend ideas from magazines and her personal observations – think 70's: jewelry, bib necklaces, dangle earrings; chain embellishments; big jewels; cinch belts; big and tall boots; kitten heels.

At our June meeting, Kathy McCartney graciously facilitated a color analysis presentation. During the meeting Kathy draped everyone in silver and gold and the group weighed in on what looked better on them to determine undertone. Undertone is different than skin tone (light, medium, dark) that changes as one gets color from the sun. We learned that we must first determine our undertone (warm, neutral or cool). Draping with gold and silver fabric is an easy way to determine this. The right color will make one look healthy and alive as well as minimize imperfections in the skin. Wearing the wrong color brings out



imperfections such as lines and under eye circles and can also make teeth appear yellow.

Once we know the undertone we can determine if we should wear clear, bright colors or soft, muted colors, OR somewhere in between. This is determined by hair color, eye color, etc. It is interesting to note (especially with the age of the women in the group) that as one gets gray in her hair this means the colors that look good must get progressively lighter to compensate for a softer/lighter hair color.

There are 3 types of colors: Those that make you look fabulous, those that are OK and can be worn by most everyone, and those that are totally wrong. Kathy shared color charts and brought



our attention to what our likes/dislikes are, suggesting that what we gravitate to is probably very close to the colors we look best in day-to-day.

Overall, both presentations were very informative and really brought the bottom line home – if it makes you feel good, wear it; own it; be confident; be a phenomenal woman!

What's Ahead? Now that we have learned more about our coloring and accessorizing, we will turn our attention back to garment sewing/accessory makes.

In July, we will bring in fabric and/or patterns that we own and just don't know what to do. What is the best use of the fabric? Is it the right color for me? What is the best fabric for a particular pattern? We will share and provide feedback to each other. Who knows, maybe even swap some items!! J Hope to see you there!

News from Our Neighborhood Groups



Sew Little Time — Summerville, SC

What's been happening in Summerville:

In May, Sew Little Time enjoyed several demonstrations from Mary McRae, a regular presenter at People, Places and Quilts. Mary demonstrated how she transfers photos onto fabric using several different techniques and supplies. Next she showed how she works with wool, appliqueing onto her many quilt and decorator items. Last she showed us how she makes bangle bracelets from soft drink bottles and various items such as yarn, scraps of fabric adding beads. We were paying such close attention, we totally forgot to take pictures. We plan one of our meeting later

this year to make the bracelets.

With so many of our group attending the Crossbody class in June, we decided not to have a regular meeting.

What's Ahead:

For July, Marie will be guiding us through making a braided front zip pouch.



Stylish Fit — North Augusta, SC

What's Happening in North Augusta:

The Stylish Fit is a special interest group, meeting monthly to provide support and encouragement for those of us making clothing. We have varying levels of expertise, but are happy to welcome those wanting to develop skills.

In May, we brought projects we had at least started at the retreat just the week before. Becky worked to make a spectacular Louise Cutting shirt, featuring patriotic red, white and blue fabrics. Margaret was finishing up and modeling a skirt made in cotton using a Folkwear pattern.

In June, Sandy brought several tops and shirts made using Louise Cutting patterns; Kathy got some helpful advice about how to finish the neckline of a t-shirt refashion item, as she prepared for Summer travels.

We reviewed the video of Peggy Segars doing fitting modifications to tissue patterns; some we were familiar with, but found some new ideas also. Visitor Nancy Karp from the Augusta Chapter talked about her involvement with

the Pattern Review web site. This led to some discussion about what we found when web browsing. We noted Alabama Chanin now provides a discount through ASG; Marci Tilton was running a competition for Summer dresses, with photos on her website of the dresses submitted, a good place to see ideas. From a brief look there, we noted that Tina Givens patterns seemed popular. We also keep a regular check on Goodbye Valentino, and discuss her posts.

What's Ahead:

Please consider coming to our group if you would like to learn more about sewing clothing.

We meet the first Monday of the month. 10 Am to 2 PM. Fairview Presbyterian Church, 1101 Carolina Avenue, North Augusta. SC.

Our next meetings are July 1st, August 5th, and September 2nd.



Seaside Stitchers — Beaufort, SC

What's Been Happening in Beaufort:

The group is coming back!!! In September we will begin meeting on the 3rd Monday @ the Beaufort Yacht and Sailing Club @ 1:00 pm.

What's Ahead:

Watch for updates in the September newsletter or contact Sheila Tindall for more information or to help with programs.

News from Our Neighborhood Groups



Rockin' Bobbins — Columbia, SC

What's Been Happening in Columbia:

Rockin Bobbins started off the May meeting with a great discussion on the Retreat at Camp St. Christopher. It was interesting to hear the thoughts of a newcomer to the retreat vs. the planner of the event.

Cindy Howe, the new person, told the things she liked best and what she learned and Judie, the event planner, was able to add some insight as to why things were done a certain way and also gained some knowledge on how to improve/change things for next year. We both had so many items for show and tell

that were all made at the retreat. Both ladies made at least three tops, Cindy drafted and fitted and cut a pattern for a cute summer dress and Judie made an Oriental wall hanging, a drawstring bag and started on a Christmas wall hanging. A great deal of persuading went on to encourage others from the group to try the retreat next year.



The program was a demo on folding fabric squares using Origami techniques. Judie

showed this technique using the book "Fantastic Fabric Folding", by Rebecca Wat. She picked a design called Stars where the center is a pinwheel and multiple squares can be sewn together to make a table runner, wall hanging, quilt or just use one for a small hot pad. Extra fabric squares were given out for those that were

brave enough to fold the pin wheels. Everyone was successful with their square but we realized fabric folding is a difficult technique to present to a group.



At the June meeting Lillian Lester presented a program on sewing with a serger. She created a 12 page color handout as a reference. She discussed a 3 vs. 4 thread and how and where to use decorative threads. She showed a cute towel decorated with a crocheted edge use a 3 thread overlock stitch and variegated thread and a water soluble stabilizer on the bottom. She also discussed heirloom sewing with a serger using pin tucks and flat lock with a ribbon insert. Even though all machines do not have a chain stitch feature Lillian told us the use of this type of stitch for creating decorative threads for couching. Learning how to use the specialty feet was an added bonus with a demo on the beading foot, elastic foot, ruffler and cording



(Continued on page 21)

News from Our Neighborhood Groups



Rockin' Bobbins — Columbia, SC - continued from p.19

(Continued from page 20)

foot. The program inspired all of us to go home and try some of these techniques instead of just using the serger for seam finishing.



For sew and tell Mary modeled a vintage jumpsuit she made she was in college in 1968. The fabric and style were perfect and it looked like she made it yesterday. We were all envious she still wore the same size!!!

Lillian showed her matching iron caddy and cutting mat bag and new stuffed doll, Broom Zelda. Tina wore an outfit she made from Louise Cutting patterns and Pat showed felted wool items she brought back from her trip to New Zealand. Judie showed a small

wall hanging she put together from the folded fabric squares that she used in her demo at the May meeting.

What's Ahead:

In keeping with the thought that people travel in the summer Rockin Bobbins is taking two road trips this summer. On

July 11th we will

go to All About Fabric in Williamston, SC. We will be able to do this on our normal meeting day since the store hours were changed due to the holiday. We will start our car pool at 8:30 so we can be there when they open. Shopping and lunch are the plans for the day. In **August** we will have a short meeting at the Hilton Garden Inn and watch an ASG on-line tutorial. After that we will visit the new location of Fabric Bistro on St. Andrews Rd., then enjoy lunch together and drive over to House of Fabrics on Bush River Rd. With so many stores to visit we will have to come up with great sewing projects to shop for.



Member Recognition

05/01 thru 06/24/2019

A warm welcome to our newest members:

- Brenda Bergna
- Patricia Breznay
- Connie Davidson
- Ruby El Khalifa
- Diane Freeman
- Christina Jasak
- Gay Madvedeff
- Jane Mergle
- Cynthia Sarcione

Welcome to our newest Junior Member:

No new Junior Members

Member Transfers

No member transfers

Junior Member Transfers

No Junior Member transfers

Thanks for Renewing

- Cheri Dowd
- Anne Flanagan
- Nancy Frick
- Diane Miller
- Rhonda Wise

Renewal Reminders thru 08/31

Renew Early—Please don't let your membership lapse or you will miss all the fun!

- Joyce Bowers
- Barbara Candido
- Barbara Dorn
- Tracy Duecker
- Diane Mooney
- Grace Schmidt
- Alexis Stoudemire
- Cailyn Stoudemire

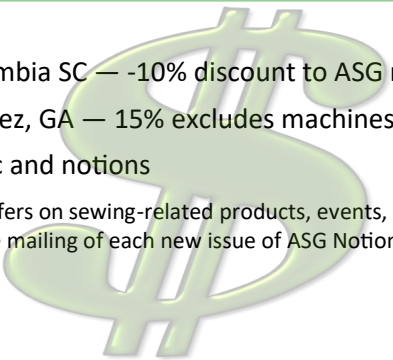
Expired Memberships

It's not too late to renew, but better hurry, these memberships expired recently

- Charlene (McDaniel) Dudley

ASG Members Only Discounts

- ◆ House of Fabrics (Chez Fabrique) in Columbia SC — -10% discount to ASG members
- ◆ Jeff's Sewing & Vacuum Center in Martinez, GA — 15% excludes machines & maintenance
- ◆ Sew Suite Studio—10% discount on fabric and notions
- ◆ *ASG Notions advertisers* are making very special offers on sewing-related products, events, and services only to ASG members. The list of offers will change quarterly to correspond with the mailing of each new issue of ASG Notions. Check out all discount offers at this link: <http://www.asg.org/members/specials.php>



ASG MEMBERSHIP APPLICATION

Name _____

Address _____

City _____ State _____ Zip _____

Daytime phone number _____

E-mail _____

How did you hear about ASG? _____

Return to: American Sewing Guild
9660 Hillcroft, Suite 510, Houston, TX 77096

New Member \$50

Junior Member (New and Renewal)
to age 17, or age 22 with student ID \$25

Chapter SC/Central Savannah River

ASG Member at Large \$50

Renewal Member \$45
(if received before membership expiration date)

Late Renewal \$50

Chapter SC/Central Savannah River

Payment

Check payable to "American Sewing Guild"

MasterCard | Visa | AmEx | Discover

Account#: _____

Expiration Date: _____ CVV# _____

Signature: _____

Spotlight on Charity Sewing



SEPTEMBER NATIONAL
sewing
month
NationalSewingMonth.org

The ladies of ASG's Material Girls in Aiken are celebrating National Sewing Month in September with a Sew-In to benefit a local charity



Monday, September 9th from 10:00 a.m. to 3:00 p.m.
Dunagan's Sew and Vac
1536 Whiskey Road, Aiken
All materials and patterns will be provided

The Material Girls sew-in will support Helping Hands of Aiken, a shelter that has served thousands of young people who have been removed from their homes during crisis.

The general public and all ASG members are welcome to help with this worthwhile project. All sewers are invited to join ASG members to create tote bags to be given to the children staying with Helping Hands.

September is National Sewing Month. What better way to celebrate than joining other sewers helping children. Dust off your sewing skills and join in the fun. Spend what time you can sewing these easy to make tote bags that will brighten a child's life.

Our ASG members will present a small trunk show during the event
Water and snacks will be provided
Bring your own sewing machine — jobs for non-sewers also available

If you plan to attend or wish to help out, please call Lynne Ulreich at 803-648-6218

Save the Date for these Events

ASG Chapter Annual Meeting

Saturday, November 9, 2019
Lexington Country Club
1066 Barr Road, Lexington SC

Tommy Leitner will be the guest speaker and the topic will be "Sewing Machine Care and Tips."

- ◆ Election of Officers—Slate TBA in September
- ◆ 50/50 Drawing — Try your luck — plan to bring \$\$
- ◆ Silent Auction — think of items you might want to offer for sale or shop the sale tables
- ◆ Participate in the chapter's "reversibles" contest and help select the winner

Winter National Educator Event Pam Leggett Returns

February 6, 7, and 8
Ashland Methodist Church
2600 Ashland Road, Columbia, SC

Day one : The Perfect Tee Shirt fitting and construction

Days 2 and 3 will be working with patterns

Full details to be announced in the Fall

Sale

Member Classified Ads

Do you have a sewing-related item you would like to buy or sell? Classified ads are free to our members; non-members please see instructions on page 2.

FOR SALE: Like New Janome Cover Pro 1000


CPX. This is a cover stitch machine with 3 needles. It will do a chain stitch, narrow cover stitch, wide cover stitch, or a 3 needle cover stitch. Asking \$500 or make an offer.

Contact Diane Zielinski, zielinskidiane@yahoo.com 843-563-4404 (h) or 843-412-6954(c).



FOR SALE: Janome MC6600

Sewing Machine - 163 built in stitches with Accufeed layered fabric feed. All original feet and accessories included I will include 3 additional Accufeed feet – 1/4", stitch in the ditch and open toe, approx. \$100 value. Last maintenance Dec 2017. Includes the Janome branded sewing table with inserts for the MC6600. Asking \$1200 for both. Contact Kristy Granberg 843-697-5592, kgranberg415@yahoo.com.



News from Our Neighborhood Groups

COME SEW *with us!*

five
eighth seams
fabrics, classes, and more

Authorized Husqvarna Viking Dealer

1942 Sam Rittenberg Blvd. Unit A • Charleston, SC 29407
843-225-3958 • www.fiveeighthseams.com
blog: www.wearsewhappy.com

House of Fabrics

Lori R Brown
Owner

1312 Main St
Columbia, SC 29201

803-765-2485

houseoffabrics@sc.twcbc.com
www.chezfabrique.com

DUNAGAN'S
Sewing & Vacuum

Karl Dunagan

1536 Whiskey Road
Aiken, SC 29803
803-649-6777

www.dunagans.com



Pappy's WoodShop

Products made from the trees of our beautiful earth

Unique wooden products that help
organize the sewing studio

Ruler Racks ▪ Binding Winder
Sewing Caddy ▪ Thread Racks
Rotary Cutter Stands

To see our products go to our website:
www.Etsy.com/shop/PappysWoodShop

Contact us at:
803-727-5393 (Jim) or 803-413-6436 (Sally)
pappyswoodship@sc.rr.com

All of our products are designed and
built by owners Jim and Sally Kluttz.

JANOME



• Fabric • Patterns • Books • Notions • Quilts
• Sewing Machines • Instruction • Clubs

People, Places & Quilts
SEWING AND FABRIC EMPORIUM

Historic Downtown Summerville
129 W. Richardson Ave. • 843.871.8872
www.ppquilts.com

Visit our Advertisers for Your Sewing Needs

Jeff's
SEWING & VACUUM

Jeff Faircloth 706-863-0090
Owner

3833-C Washington Rd
Martinez, GA 30907

www.jeffssewingandvac.com

"CUSTOMER SERVICE IS THE HEART OF OUR BUSINESS"

Space Available

To advertise your sewing related business
please contact our Retail Liaison:

Kathleen McCartney

kbmccartney@yahoo.com

**A brand new sewing and quilting
studio is coming to Bluffton, SC!**

What we offer:

- * Quilting Cottons and Batiks
- * Coordinated cotton bundles
- * Cotton Lawn
- * Italian cotton shirtings
- * Wool and felted wool
- * Silk Dupioni Fat Quarters
- * Designer and organic cotton knits
- * Rayon Batiks and Challis
- * Patterns, Notions, and more!
- * Quilt your quilt tops on our longarm machine!
- * Classes with small class sizes for plenty of individual attention.
- * Website now open. Studio opening 10/2019

Shop Online 24/7

Shop in your jammies!

Sign up for our newsletter,
or see our show schedule
at:

highsewciety.com



Inspire-Creat-Share
Come Sew With Us!
Sewsuitestudio.com



elna

brother
at your side

JUKI



FOR THE LOVE OF SEWING

120 Ellis AVE Suite A
Lexington, SC 29072
803-957-0677

81 Old Trolley Road
Summerville, SC 29485
843-900-5440

Chapter Events Shown in Red — NG Events Shown in Black

July 1 — Stylish Fit (N.Augusta) — Hands-on Garment Sewing
 July 5 — Silly Seam Rippers (Lexington) — Setting their dress projects
 July 8 — Material Girls (Aiken) — How to make pattern weights
 July 9 — Sewn Together (N.Augusta) — Part 1—Row-by-Row quilting using Scan-n-Cut for appliques
 July 9 — Moonlight Stitchers (Lexington) — Tina Gordon introduces rulers to make machine quilting easier
 July 11 — Rockin’ Bobbins (Columbia) — Road trip to All About Fabrics in Williamston SC
 July 13 — New Group (Bluffton) — Demo of unique pocket ideas
 July 16 — Sew Little Time (Summerville) — Making a braided front zip pouch
 July 20 — Garment Group (W. Columbia) — TBD

August 1-4 —ASG National Conference in Boston

August 5 — Stylish Fit (N.Augusta) — Hands-on Garment Sewing
 August 15 — Rockin’ Bobbins (Columbia) — View online tutorial before taking field trip to a new quilt store.
 August 10 — New Group (Bluffton) — Continue discussion of patch pockets with volume shaping
 August 12 — Material Girls (Aiken) — National Conference attendees share their experiences
 August 13 — Sewn Together (N.Augusta) — Part 2—Row-by-Row quilting. Finishing our projects
 August 13 — Moonlight Stitchers (Lexington) — DVD Presentation by Linda Hanslip
 August 17 — Garment Group (W.Columbia) — TBD

August 17 — CAB Meeting—Lexington—immediately after Garment Group meeting —Old Mill Pub

August 20 — Sew Little Time (Summerville) — TBD
 September 2 — Stylish Fit (N.Augusta) — NO MEETING DUE TO HOLIDAY
 September 9 — Material Girls (Aiken) — Charity Sew-in at Dunagan’s in Aiken
 September 10 — Sewn Together (N.Augusta) — Project Sweatshirt with Diane Zielinski
 September 10 — Moonlight Stitchers (Lexington) — TBD
 September 12 — Rockin’ Bobbins (Columbia) — TBD
 September 14 — New Group (Bluffton) — TBD

September 12-13-14 — National Educator Event with Pam Dammor — Clubhouse at Cumberland Village (Aiken)

September 16 — Seaside Stitchers (Beaufort) — Welcome back
 September 17 — Sew Little Time (Summerville) — TBD
 September 21 — Garment Group (W.Columbia) — TBD
 October 14,15,16 — Sewn Together (N.Augusta) — Mini-retreat at Camp Fellowship in Greenwood. Community Service Project for the Conference Center. Sewing Project: Tammy Newman’s Sewing Accessories Purse

November 9th — Chapter Annual Meeting —Lexington Country Club. Tommy Leitner will be the guest speaker and the topic will be "Sewing Machine Care and Tips."

November 9th — Reversibles Challenge ends with prizes awarded @ annual meeting

November 12 — Sewn Together (N.Augusta) — Holiday Themed Project









JULY 2019

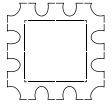
Sun	Mon	Tue	Wed	Thu	Fri	Sat
	1 	2	3	4	5 	6
7	8 	9 	10	11 	12	13 
14	15	16 	17	18	19	20 
21	22	23	24	25	26	27
28	29	30	31			

AUGUST 2019

Sun	Mon	Tue	Wed	Thu	Fri	Sat
				1	2	3
				ASG National Conference		
4	5 	6	7	8 	9	10 
11	12 	13 	14	15	16	17  CAB
18	19	20 	21	22	23	24
25	26	27	28	29	30	31

SEPTEMBER 2019

Sun	Mon	Tue	Wed	Thu	Fri	Sat
1	2 	3	4	5	6	7
8	9 	10 	11	12  National Educator Event	13	14 
15	16 	17 	18	19	20	21 
22	23	24	25	26	27	28
29	30					



152 Enoch Lane
St. George, SC 29477-8619

TIME SENSITIVE MATERIAL— PLEASE DELIVER PROMPTLY

Policy for Re-Use of Information:

We do appreciate being asked when another Chapter intends to re-use our articles. Articles and other material in this publication are intended for the benefit of ASG members only. When reprinting, credit should be given to the authors by including the author’s name and the Chapter newsletter name.

Use of information contained in our articles for any other purpose must have permission from the author and/or newsletter editor.



Phenomenal Woman

BY MAYA ANGELOU

Pretty women wonder where my secret lies.
I’m not cute or built to suit a fashion model’s size
But when I start to tell them, they think I’m telling lies.
I say, It’s in the reach of my arms, The span of my hips,
The stride of my step, The curl of my lips.
I’m a woman. Phenomenally.
Phenomenal woman, That’s me.

I walk into a room Just as cool as you please,
And to a man, The fellows stand or Fall down on their knees.
Then they swarm around me, A hive of honey bees.
I say, It’s the fire in my eyes, And the flash of my teeth,
The swing in my waist, And the joy in my feet.
I’m a woman. Phenomenally.
Phenomenal woman, That’s me.

Men themselves have wondered What they see in me.
They try so much But they can’t touch My inner mystery.
When I try to show them, They say they still can’t see.
I say, It’s in the arch of my back, The sun of my smile,
The ride of my breasts, The grace of my style.
I’m a woman. Phenomenally.
Phenomenal woman, That’s me.

Now you understand Just why my head’s not bowed.
I don’t shout or jump about Or have to talk real loud.
When you see me passing, It ought to make you proud.
I say, It’s in the click of my heels, The bend of my hair,
the palm of my hand, The need for my care.
'Cause I’m a woman. Phenomenally.
Phenomenal woman, That’s me.