



Seams Sew Simple

South Carolina - Central Savannah River Chapter

Serving the entire Central Savannah River Area of South Carolina and Georgia as well as the Midlands and Coastal South Carolina



www.asgsouthcarolina.com

Inside This Issue:

CAB & Committees Newsletter Information	2
Winter National Educator Event with Pamela Leggett	3
Neighborhood Group Contact Information	4
Highlights from the 2019 ASG National Convention	5-8
2020 Sewing Retreat Sign-up	9
2019 Member Challenge	10
ASG Chapter Annual Meeting Election of CAB Officers	11-12
National Sewing Month Charity Sew-In	13
News from our Neighborhood Groups	14-22
Member Recognition Member Discounts Membership Application	23
Threads Magazine Renewal Fall Event Update Notice	24
Member Classified Ads	25
A message from our Advertisers	26-27
Calendar of Events	28
Pantone Colors Fall/Winter ASG 2020 Convention Info.	29



Diane's Discussions

The ASG Convention in Boston was a real treat for me. I even took the Duck Boat Tour, so I was able to see the city. Well...the first day of convention was a full day of meetings with the Board and other chapter presidents. That was a challenge for me since I wasn't able to do my hand sewing during the meeting and sitting all day in meetings is not my "cup of tea." But the day was filled with important ASG information and ideas and I took lots of notes. At the end of the day, we had a session of questions and answers. Of course, there were lots and lots of questions about Notions throughout the day but for lots of reasons (cost of publication being the main reason), the magazine that has come in the mail to you has gone away and won't be returning. In Notions' place, we will be receiving electronic communications about all sorts of topics. Look for the blog in your inbox on Fridays.

One of the main benefits for our chapter is that Cheri Dowd and I were able to meet with several national educators concerning future events for our chapter. By the way, Cheri taught several classes. I was able to take one of them. Cheri did an outstanding job in teaching about "Making Your Own Trims." Maybe Cheri could do a chapter event for us. It was pretty cool when a highly respected national educator approached me asking if she could do an event for us (especially if we could have her come in the winter since she lives in a cold climate!). Another thing I enjoyed was getting to know other chapter presidents, talk with them about their chapter, and share ideas. Now...what about the Vendor Hall?! It was way too tempting and full of items that I just had to have! Another one of our chapter members, Jeanette Bussard, was a teacher and had a lovely booth with great fabrics, patterns, and notions. I heard many of her students praising her teaching skills and techniques. Jeanette says she will be happy to do an event for our chapter, so we look forward to her classes in the future. During one of the lunches we had a fashion show. Cheri Dowd and Marie Lussier represented our chapter with their unique fashions.

As you can probably tell, convention was a great experience for me. I look forward to sharing what I learned with you. Next year, we're heading to San Antonio. From what I have heard, the convention will be held at a hotel right at the River Walk. That will be much more convenient since wonderful restaurants and shopping will be within easy walking distance from the hotel. And it's also close to the Alamo. So "Save the Date" for July 9- 12, 2020 and start saving your pennies also. I'm sure there will be another Vendor Market there also.

I hope that you will be able to attend our Annual Meeting. It will be held on November 9th at the Lexington Country Club. This year we will have a special guest speaker, Tommy Leitner, talking with us about machine care and maintenance. Hope to see you there.

Look forward to the great national teachers that we are in the process of scheduling in 2020. Please take advantage of the special events that the chapter presents to you. These teachers are outstanding in their field and will broaden your sewing abilities with their experience and knowledge. Be sure to sign up right away because there is a limited number of spaces available.

Diane Zielinski

Chapter Advisory Board 2018

President

Diane Zielinski 843 563-4404
zielinskiidiane@yahoo.com

1st VP—Communications/Outreach

Linda Montz 803 634-4308
montz@bellsouth.net

2nd VP —Education/Events

Kristy Granberg 843-697-5592
kgranberg415@yahoo.com

Secretary

Tammy Newman 806 683-1909
tnewman524@gmail.com

Treasurer

Joyce Sinclair 803-642-3375
jsinclair@bellsouth.net

Committee Positions

Advertising & Publicity

Linda Montz 803 634-4308
dowdinsc@aol.com

Education Programmer

Cheri Dowd 803-644-0576
dowdinsc31@aol.com

E-Mail Coordinator

Chris McDowell 803-279-7288
vcmcdowell@comcast.net

Historian

Marge Mitchell 803-226-0165
sewmarge@gmail.com

Membership Coordinator

Lenaya Raack 803-648-0753
rock88a@gmail.com

Neighborhood Group Coordinator

Ellen Macklin 803-617-7909
ellemak@bellsouth.net

Newsletter Editor

Sandy Costanzo 803-644-8140
scostanzo@atlanticbb.net

Nominations

Marge Mitchell 803-226-0165
sewmarge@gmail.com

Retail Liaison

Kathleen McCartney 803-617-8711
kbmccartney@yahoo.com

Social Media Coordinator/Web Master

Erin Stoudemire 803-874-3899
cestoudemire@gmail.com

Special Events Coordinator

Leslie Owings (803) 802-0099
lcowings@msn.com

Newsletter—*Seams Sew Simple*

Editor—Sandy Costanzo

Seams Sew Simple is published six times a year

Advertising Rates for Camera-Ready Ads — 6 Editions/Yr.

Full Page	\$200
Half Page	\$100
Quarter Page	\$ 60
Business Card	\$ 40
Special Insert (per issue)	\$ 50

E-Mail all ads to Editor

scostanzo@atlanticbb.net

Advertising Checks Payable to:

ASG SC/CSR

Mail to: Joyce Sinclair

5223 Belle Mead,

Aiken, SC 29803-8784

Classified Ads (Sewing Related)

Members: Up to 40 words— FREE

Non-Members: (Up to 40 words) \$10.00

Service Directory Ads

Members: Up to 40 words Free

Non-Members: Up to 40 words \$10.00

Newsletter Deadlines:

December 10	Jan.-Feb. issue
February 15	March-April Issue
April 15	May-June Issue
June 15	July-August Issue
August 15	Sept.-Oct. Issue
October 15	Nov.-Dec. issue

All Paid Advertising will be posted as soon as Treasurer confirms payment.

Please note: All photographs presented in this newsletter are the property of Chapter members and have been submitted for inclusion. Only public domain clip art has been used in the newsletter. Web content has been credited to the author and site.

Chapter Advisory Board (CAB) Meetings

Meetings are open to all members. Non-Board members are asked to call the President in advance to RSVP. Meetings are normally held quarterly and alternate between cities where our NGs are located.

December 5 in Aiken, SC at the Village Café

ASG Membership

For Changes of Address or Chapter Affiliation:

Master membership data is managed at ASG Headquarters in Texas. If your address changes for any reason, you must notify ASG directly. Otherwise, you may not receive your newsletter or other important information. If you want to change your chapter affiliation to a different chapter other than the original one you joined, you must notify ASG to that effect in addition to any address changes. The changes can be made on-line or you can mail them using the address below.

Send address changes to:

The American Sewing Guild
9660 Hillcroft, Suite 510
Houston, TX 77096

Contact ASG:

E-mail: info@asg.org

Website: www.asg.org

New members joining ASG or anyone needing to renew their membership, please use the form in this newsletter or renew on-line.

The SC/Central Savannah River Chapter of the American Sewing Guild is a local chapter of a national nonprofit organization. Its officers and leaders are all volunteers. Our purpose is to provide education on sewing to our members and the community. We hope to encourage and inspire people to sew. Membership is open to anyone with an interest in sewing. For more information, contact the President or Membership chair.

The American Sewing Guild, Inc. (ASG) is a not-for-profit education-based organization, founded in 1978. ASG is comprised of 136 chapters plus over 1,000 community and special interest groups within the chapter umbrella. ASG's over 20,000 members promote the mission to "Advance sewing as an art and life skill" by providing a network of sewing education and support for sewing enthusiasts of all skill levels, serving as preservers of the sewing arts in America., promoting community engagement through service projects, sharing sewing arts with new generations and being key participants in key consumer & industry-wide sewing events. Membership in the Guild is open to anyone. Dues include quarterly publications of the Chapter Newsletter & ASG's Notions



Winter 2020 National Educator Event

Pam Leggett Returns For a Multi-Day Event



Feb. 6: 9am to 5:00pm

—Fit & Sew The Perfect Tee Shirt

Feb. 7&8: 9am to 5:00pm

—Redesigns (Hacks) for The Perfect Tee Shirt then sew your favorite

Max. 20 students each day

Lunch served daily

**February 6, 7, and 8
Ashland Methodist Church
2600 Ashland Road, Columbia, SC**

Pamela Leggett will be teaching for a second time at the CSR Chapter. She is well known for her skilled teaching, fitting and serging abilities. Join her for The Perfect T-Shirt class. She will help you achieve a stylish fit and sew it to perfection. After all, it is The Perfect T-Shirt! (Pattern # 104 from Pamela's Patterns is required.)

Once you have the pattern mastered, you are ready for days 2 & 3- Friday and Saturday. Pamela will show you how to "hack" (redesign) your Perfect T into a variety of new looks. There will be new necklines, sleeves, bodice shapes and collars. This is pattern drafting you can use for many other pattern redesigns. On Saturday, you will choose one of these designs to sew while Pamela is there to guide you. Written information for "hacking" and sewing is included in the \$10 kit.

Order pattern #104 -The Perfect T-Shirt with your registration before October 29, 2019 and you (or your designee) can pick it up at the annual meeting, Saturday, November 9.

Important

- **Students taking the Perfect Tee class must use Pamela's Pattern #104**
- **Students doing the Pattern Hacking Class must pay kit fee of \$10 and have Pamela's Pattern #104 fitted**

**Winter 2020 National Educator Event—Pam Leggett Please submit form with payment
Registration Deadline is January 20 — No refunds after registration deadline**

Name	Phone Number	Member Number	
E-Mail:		Member	Non-Member
	<input type="checkbox"/> Feb. 6—Fitting The Perfect Tee	\$ 69	\$ 79
	<input type="checkbox"/> Feb. 7 & 8—Pattern Hacks for Your Tee	\$138	\$158
	<input type="checkbox"/> ALL 3 Days	\$207	\$237
	<input type="checkbox"/> Pattern Hack Kit Fee— additional	\$ 10	\$ 10
	<input type="checkbox"/> Pattern #104 The Perfect T-Shirt	\$ 15	\$ 15
Make your check payable to: ASG / SC-CSR Chapter		Send checks to: Joyce Sinclair 5223 Belle Mead, Aiken, SC 29803-8784	

Neighborhood and Special Interest Groups

Your opportunity to share your passion, grow your skills and make new sewing buddies. Plan to attend as many NG meetings as you can fit into your schedule. See calendar for dates and topics for each month.



Material Girls — Aiken

Cheri Dowd (803) 644-0576
Marge Mitchell (803) 226-0165

Meets 2nd Monday @ 10:00 a.m.
St. Augustine Church,
1630 Silver Bluff Road, Aiken SC



Sewn Together — North Augusta

Margaret Shearouse (706) 860-4763
Tammy Newman (806) 683-1909

Meets 2nd Tuesday @ 10:00 a.m.
Fairview Presbyterian Church,
1101 Carolina Ave., North Augusta SC



Rockin' Bobbins — Columbia

Mary Plexico 803-781-5271

Meets 2nd Thursday @ 10:00 a.m.
Hilton Garden Inn
Harbison Boulevard Columbia, SC



Moonlight Stitchers — Lexington

Sally Kluttz 803-413-6436

Meets 2nd Tuesday @ 6:00 p.m.
Hobby Lobby, 5322 Sunset Blvd.
(Rt. 378) in Lexington SC



Sew Little Time—Summerville

Anne Mace 843-553-7372
Diane Zielinski 843-563-4404

Meets 3rd Tuesday @ 6:00 p.m.
People, Places and Quilts, Summerville SC



Garment Group — Special Interest NG

Diane Lackey — 803-960-9859

Meets 3rd Saturday @ 10:00 a.m.
Creative Sewing Machine Center
519 12th Street, West Columbia SC



Stylish Fit — Special Interest NG

Margaret Tuck 706-399-3993

Meets 1st Monday @ 10:00 —2:00
Fairview Presbyterian Church
1101 Carolina Avenue, North Augusta SC



Seaside Stitchers — Beaufort

Sheila Tindall — (843) 838-9473

Meets 3rd Monday @1:00 p.m.
Beaufort Yacht and Sailing Club



Silly Seam Rippers — Lexington

Lexi Stoudemire, NG Leader
Judie Travis, Advisor

The group will meet quarterly on Sunday afternoons. Dates, Time and Location to be determined per project and will be posted on the FB page



New Group — Bluffton

Jeanette Bussard — 847-738-8799
Meets 2nd Saturday 10:00 to Noon
Hobby Lobby, 1125 Fording Island Road
Bluffton, SC 29910



If you are interested in starting a new Neighborhood Group or a Special Interest Group, contact Ellen Macklin, our NG Coordinator

ASG National Conference—Our Members' Experiences

So Glad I Went to Boston!

By Jeanette Bussard

I am so glad I decided to enquire about teaching at the ASG National Conference, and am even more grateful that the Guild chose to include me in their roster of instructors in Boston! I was shocked and humbled by how quickly my hands-on workshops sold out after online registration began! The pressure was on to make sure these classes did not disappoint!

I taught three classes in Boston. The first class was a three-hour hands-on workshop on bound buttonholes. I prepared a full-color, step-by-step booklet for each of my students to refer to during the class and to take home for future reference. Each kit contained a booklet, a template for a wide variety of sizes of buttonholes as well as welt pockets, a mini jacket front in wool flannel and a matching front facing. We walked through the process of making two bound buttonholes in our jacket front, along with how to finish the buttonholes on the backside in the facing so that the buttonholes look just as good on the back as the front. Extra care was given to buttonhole placement, and ensuring that the openings were in the exact right spot on the jacket front and facing, which would ensure that the buttonholes could be easily finished on the backside. All 25 students followed the process perfectly and came away with great samples to take home and refer to later. It was exciting to hear the students talk about how they were going to incorporate bound buttonholes into their projects! I think they all left the class confident that they could repeat the process at home.

The second class was a four-hour hands-on workshop on keyhole pockets. Making keyhole pockets is a similar process to making bound buttonholes. There were a few students that attended both of my hands-on workshops. The ones that attended the bound buttonhole class the day before had a slight leg up for the second class, as they were able to see the similarity. Certainly, the skills learned in these processes can be used in so many different ways—these skills really open up the possibilities! I created a full-color, step-by-step booklet for this class also, that we walked through together as we created our pockets. Again, each of my 20 students in this class did a fantastic job and walked away with a beautifully executed sample



for future reference.

The third class was a 90-minute lecture/demo entitled “Perfectly Remarkable Pockets”. I presented a PowerPoint document that contained many different styles of pockets. The skills needed to complete the pockets increased as the presentation went on. I began by showing a basic lined patch pocket, and showed how I completed that pocket. A pattern for the basic patch pocket was included in each attendee's handout. This pattern became the basis for many other styles of patch pockets, and I showed the pattern adjustments needed to complete the various styles of pockets. I then moved on to a variety of welt and keyhole pockets. I briefly explain how to make a bound buttonhole, and explained how those skills translate into making welt pockets and keyhole pockets. We finished the class with a selection of pictures of pockets that I found online with the title “I’m Stumped!” I have absolutely no idea how these pockets were done. These pockets are so extreme it’s crazy. A rather animated discussion ensued as each attendee offered how they thought the pocket was made. The room got quite loud during the discussion! But certainly each attendee realized that the possibilities are absolutely endless! That’s why I love to sew—the possibilities are infinite!

The booklets and templates that I created for my hands-on workshops are available for purchase on my website: <https://www.highsewciety.com/shop/Educational-Booklets.htm>



A First-Timer's Experience

By Marie Lussier

On July 31st I traveled to Boston for my first American Sewing Guild Conference. The planning for the trip started in 2018 with the decision to go. After finding a wonderful roommate to share the room costs and booking the flight it was time to register for the conference. Based on the advice of many, I woke up early (5:45AM), in March and started the registration process. Well the first class that I wanted was booked so I had to change my whole schedule. I did finally choose some classes and was excited. Some were hands-on, all-day classes and others were technique classes

(Continued on page 6)

ASG National Conference—Our Members' Experiences

(Continued from page 5)

and the final day was short lecture classes. ASG provided more information regarding the convention at the end of May regarding transportation to the hotel and restaurants nearby. Still not knowing totally what to expect, I packed and made sure that I had everything on the class supply list. My own plans changed so I had to book an extra hotel night. I decide to enter a reversible raincoat into the ASG fashion show and almost missed getting the entry in as I did not know what information was needed and to whom it went.

I arrived at the Charleston Airport at 05:15am and met Diane Zielinski in the boarding area and flew from Charleston to Boston and then took an express bus to the town next to Danvers. The Hotel shuttle took us and twelve ladies to the hotel. The checking-in process was long, but the room was ready. Now it was well after 2:00pm and Diane and I were hungry. While waiting in line to be seated, we asked the two ladies behind us if they would join us for lunch. Sue and Susie were from Idaho and the conversation was very informative. We also spoke with Marge and Cheri from our chapter. Later in the day, Diane and I checked out where most of the classrooms were located and then went to the registration table to receive our name badges and tickets.

Thursday morning began with an all-day class called “**Nuno-**



Felted Scarf” with Vickie Clontz from Kernersville, NC. The base was a silk scarf that we hand felted wool to. It was a labor intensive class and I am

very proud of my finished project. During a break, I ran into Cheri who invited Diane and me to dinner at Legal Seafood. I had already told Diane that we were going to eat there once I saw it on the restaurant list. When I lived in Boston during my single years, I used to enjoy LS so much. My class finished early and Diane was stuck in Leadership meetings, but she did get the best food. Dinner was wonderful at LS and after a long day, bed was calling.

On Friday Morning after Diane’s **Color Analysis** appointment with Nancy Nice Rice at 7:25am, Diane and I were both taking Gail Yellen’s **Half-day Serger Workshop**. We made various samples using the Baby Lock Triumph serger.



Gail was an interesting teacher and I would love to take one of her advanced serger workshops. Lunch food was good but the speaker who used to work at Simplicity was the worst. She rambled on for over an hour and the ladies who made the Simplicity ASG garments were not even acknowledged. Afternoon class again with Diane was **Knit Embellishment** with Rae

Cumbie. I learned some new hand sewing knit embellishments with a wonderful instructor.

At 5:30 I had a meeting and rehearsal for the fashion show. Keep in mind this is the first time I was going to be in a fashion show and so out of my sewing ability league. No dinner tonight as the Vendor Hall was opening at 7:00pm—Diane and I headed to the vendors. First stop was Anne St. Claire’s booth, then to SEW Lux fabrics that had all different kinds of knits, then on to Pamela’s Patterns, and Nancy Nix Rice. I did purchase a lovely piece of silk that is already tied and is ready to be dyed.

On Saturday morning I started by dropping my raincoat off with the Fashion Show coordinator and then attended my class called “**No Pins, No Basting, and No Kidding**” with Janet Pray. I really enjoyed this class, as I hate to pin. I did find some of her descriptions about a sewing manufacturing facility to be very different from the plants that I have been into as a Government Inspector. I have started to implement the techniques in my current sewing project. There will be some projects that I will continue to pin, but many more that I will not. There were a total of 40 people in the fashion show and 6 of them were in my class. We all left



(Continued on page 7)

ASG National Conference—Our Members' Experiences

(Continued from page 6)

class 20 minutes before lunch so we could eat and then change. Marge had told me that by being in the fashion show that you actually get to see the garments up close and learn so much more about them. She is 100% correct. Yes, I was scared the first time I walked on stage, but for the finale I was not. Cheri Dowd wore her lovely Channel Jacket. Carrie Emmerson was in front of me for the fashion show and wore her Tabula Rasa Jacket turned into a dress. The lady behind me in the fashion show and I had interned together when I worked in Natick, MA. After lunch it was more time for my class and then dinner with my daughter-in-law. After dinner, I went back to the vendor hall and helped Diane spend her money. We did visit Jeanette Bussard's (chapter member) booth called High Society Boutique. Sure wish I could have taken one of her classes. I did try on a bias cut dress and might actually try and make one in the near future.

On Sunday morning, breakfast started by asking the lady we met in the elevator if she wanted to join us for breakfast. It turns out she was from Idaho and knew the ladies we had lunch with on the first day. I loved the **"Designing with Fulle Wool"** class by our own Cheri Dowd. Ellen Macklin sat next to me in the front row. I loved the fact that we actually go to use some of Cheri's scraps and sew on the wool. She then did a trunk show of her lovely items. Next class was **"Perfection in Ponte"** with Nancy Nix-Rice. Luckily, Diane had saved me a seat in the front row. This was a lecture class with a lovely PowerPoint. I have never sewn with Ponte knit before but have some that I would like to make a garment with in the future. Everything from the quality of the knit to how to sew it and different ways to finish it were covered. Samples were passed around for all techniques. Since we got out of this class late it was extra special that Ellen had saved us seats at the lunch table so that all the SC Chapter could sit together. After lunch another quick trip to the vendor hall and my class was **"Reversible with Versatility and Style"** by Cheri. I learned more about the fabric choices and different techniques that work for single and double fabrics. The trunk show was fantastic. For dinner Diane and I ventured out again using Uber.

On Monday morning I headed to Salem on the bus tour and Diane did the Duck Boat tour. After an exhausting day our adventure to Boston was almost over.

On Tuesday morning we headed out to catch a Lyft to get a ride to the Peabody Bus Terminal. After riding the bus to Logan Airport, I made sure that Diane got headed in the right direction to check in at Southwest. I headed out

to catch a bus to South Station in Boston; a Commuter Train to Theodore Francis Green Airport to meet my husband who was flying in from SC. We rented a car and drove to Westerly Rhode Island to spend some time with my maid of honor and her husband.

Lessons learned from ASG conference.

1. Going is worth it
2. Try something new, make a garment for Simplicity Day or for the fashion show.
3. Ask someone to join you for a meal, they don't want to eat by themselves either.
4. Have your kit fee money in an envelope with all the information marked.
5. Every night before going to bed, get everything together for what you need for tomorrow's classes.
6. ASG's conferences are not well planned, but are a lot of fun.
7. Try and get all the members of our Chapter together for a group dinner, but plan it ahead of time.



A Conference Veteran's View...

By Cheri Dowd

I have attended 7 ASG National Conferences since 2010 in Atlanta. There are multiple reasons that I continue to participate, but two stand out from all others. The conference gives me the opportunity to share my joy of sewing and design through teaching classes and interacting with advanced to intermediate level sewists. As a former public school educator, this experience lifts me and also expands my skills. I have taught at this conference since 2015. Three of my classes have been consistent - **The Chanel Jacket Shortcut**, **Reversible Clothing** and **Designing with Fulle Wool**. The other 1 or two classes have varied. This year I added - **Making Your Own Trims** - a hands-on class which exceeded my suggested 25 students by 7. I think we got through it because everyone was willing to help those around them! It turned out to be a lot of fun while learning Kumihimo, plaiting, weaving, fringing, rouleau, slotted seams, faggotting, ribbon work, piping and binding. Whew! We did not have time to do the beading in the two hours allotted so I think it needs to be a three or four hour session.

The second reason I enjoy this event is because I get to spend time with former teachers who have been guides

(Continued on page 8)

ASG National Conference—Our Members' Experiences

(Continued from page 7)

through my learning process. They are now considered friends in my sewing world. Several have come to South Carolina to teach for our local chapter and I have come to know them better by spending a day or two in their classes. The majority of them are sewing professionals who run businesses such as pattern companies, fabric stores, custom clothing shops and teach in many locations.

I still take a few classes when I am not teaching. This year I concentrated on fabric manipulation by creating texture, marbeling, stenciling and dyeing. Best class of my year went to **Soy Was Batik** and **Ice Dyeing** taught by Nick Coman of Dragonfly Dyeworks. I had two yards of muslin and a lot of fun. Here are a couple of photos showing the results. Now I need to decide how to use these 'lovelies' in a new project!

After I have checked the flight schedules to San Antonio, TX, I will make a decision about submitting to teach in 2020. I'm not sure how you get to San Antonio from here. Anyone know a shortcut?



Ellen Macklin, Marge Mitchell, Diane Zielinski and Marie Lussier enjoy an evening meal together during the ASG Conference

7th Annual Sewing Retreat

May 17-21, 2020

St. Christopher's Conference
Center Seabrook Island, SC

**Hurry—Only ONE
spot left before
you end up on the
waiting list**

Imagine...four days of uninterrupted time to sew anything you choose...then visualize taking a break for a walk on the beach or through a nature area...or enjoy sitting on the large deck under the towering moss-draped live oaks as you do some hand stitching.

This retreat was so much fun that most attendees from 2019 have already signed up for 2020. We can accommodate up to 34 members using two conference rooms.

Gather with your sewing friends at 3:00 pm on Sunday, May 17th, and the fun continues until 2:00 pm on Thursday, May 21st. Rooms are double occupancy (two double beds per room). All linens are provided.

There are two meal plans to choose from again this year, but you must pick the same plan for your entire stay and dinner on Sunday is not included. Meals included are Monday, Tuesday, Wednesday and Thursday through lunch. If selecting the "no lunch" option, please remember that no food may be prepared in the kitchen area of the meeting room—only microwave meals are allowed if you pick this option.

Our facilities include the large well lit conference room with picturesque views for inspirational sewing plus a the second conference room for cutting tables and ironing boards.

A non-refundable \$50 deposit will hold your spot. Final payments are due by April 15. If you are wait listed, no deposit will be due until you are notified.

Only those registered may attend and everyone registering must complete the registration form.
If you have questions regarding the retreat, please contact Diane Zielinski at (843) 563-4404

2020 Sewing Retreat (Please submit form with payment—final payment must be received by April 15)

Name & Member #	Phone Number Emergency Contact #															
E-Mail:	Room Preference															
Do you have food allergies? <input type="checkbox"/> yes <input type="checkbox"/> no	<input type="checkbox"/> Double occupancy <input checked="" type="checkbox"/> Single occupancy															
If yes, describe:	Single rooms no longer available															
	My preferred room mate is: _____															
Select Room & Meal Options—(check one)	I am enclosing <input type="checkbox"/> Deposit Only <input type="checkbox"/> Full Payment															
	Make your check payable to: ASG / SC-CSR Chapter															
<table border="0"> <thead> <tr> <th></th> <th>Member</th> <th>Non-Member</th> </tr> </thead> <tbody> <tr> <td><input type="checkbox"/> Plan A-Double Occupancy with 3 meals</td> <td>\$363</td> <td>\$413</td> </tr> <tr> <td><input type="checkbox"/> Plan B-Double Occupancy—no lunch</td> <td>\$315</td> <td>\$365</td> </tr> <tr> <td><input checked="" type="checkbox"/> Plan C-Single occupancy with 3 meals</td> <td>\$479</td> <td>\$529</td> </tr> <tr> <td><input checked="" type="checkbox"/> Plan D-Single Occupancy no lunch</td> <td>\$433</td> <td>\$483</td> </tr> </tbody> </table>		Member	Non-Member	<input type="checkbox"/> Plan A-Double Occupancy with 3 meals	\$363	\$413	<input type="checkbox"/> Plan B-Double Occupancy—no lunch	\$315	\$365	<input checked="" type="checkbox"/> Plan C-Single occupancy with 3 meals	\$479	\$529	<input checked="" type="checkbox"/> Plan D-Single Occupancy no lunch	\$433	\$483	<div style="border: 1px solid green; padding: 5px;"> Send checks to: Joyce Sinclair 5223 Belle Mead, Aiken, SC 29803-8784 </div>
	Member	Non-Member														
<input type="checkbox"/> Plan A-Double Occupancy with 3 meals	\$363	\$413														
<input type="checkbox"/> Plan B-Double Occupancy—no lunch	\$315	\$365														
<input checked="" type="checkbox"/> Plan C-Single occupancy with 3 meals	\$479	\$529														
<input checked="" type="checkbox"/> Plan D-Single Occupancy no lunch	\$433	\$483														



Are You Ready for a Challenge?

Create Something Reversible

(translation: Create Something Reversible)

The Chapter Challenge for 2019 — Reversibles

It's time to think about making something new that does double duty—both sides can stand alone. Start Sewing — You have until the annual meeting to create something wonderfully reversible.



There are three categories:

Garment — Quilt (lap/baby size) — Home Dec or Other Item(s)

Both sides should be wearable/usable on their own.

All submissions will be presented and voted on at the annual meeting. You and your project should plan to attend.

Prizes are one (1) year free membership for each category.

Items for the Reversibles Challenge need to be checked-in and on the tables at the Annual Meeting NO Later than 11:15

ASG Chapter Annual Meeting

Saturday, November 9, 2019 at 11:00 a.m.

The Country Club of Lexington, 1066 Barr Road, Lexington SC

Featured Speaker: Tommy Leitner will be the guest speaker and the topic will be "Sewing Machine Care and Tips."

Enjoy lunch and conversation with your sewing friends, elect the new CAB officers, and vote for your favorite projects from our Reversibles Challenge contest. Winners will be selected by your votes at the meeting.

You must be present to win the Reversibles Challenge Contest. Items for the Reversibles Challenge must be checked-in and on the tables by 11:15.

Sign-in begins at 11:00 a.m. — 50/50 Drawing (cash only)

Stash Sale — Silent Auction of Sewing Related Services — Bring Your Checkbook

The Details:

- Price per person is \$17.00 (members); and non-members \$20 (includes tax + gratuity)
- Deadline for registration is November 1, 2018.
- No refunds will be given after November 1.
- *Bring cash for the raffle and your checkbook to shop the Silent Auction and Stash Sale*

The Menu:

All meals include fresh rolls, tea, water, coffee and dessert (an optional cash bar is available for wine)

- Crepes with chicken, spinach and walnuts with a tomato cream sauce, served with side salad and fresh fruit
- Pork loin roast, sliced with peach bourbon sauce, mashed potatoes and seasonal vegetables (gluten free option)
- Asian Chicken Salad with mandarin oranges, toasted almonds and crispy wonton noodles (gluten free option)

If you are interested in subscribing to Threads Magazine, or renewing your subscription, please the order form elsewhere in this newsletter and turn it in to Lillian Lester at the Annual Meeting

Chapter Annual Meeting (Please submit form with payment—must be received by Nov. 1, 2019)

Name	Phone Number	Membership No.
E-Mail:	Lunch Selections <input type="checkbox"/> Chicken Crepes <input type="checkbox"/> Pork Loin Roast <input type="checkbox"/> Asian Chicken Salad <i>Please be sure to register before the deadline so that the country club can prepare the correct meals</i>	
<input type="checkbox"/> ASG/CSR Member \$17.00 <input type="checkbox"/> All Others \$20.00 Make Checks Payable to: ASG/CSR Chapter		Send registration form & check to: Joyce Sinclair 5223 Belle Mead, Aiken, SC 29803-8784

Election of Officers for 2019

The election for officers for 2019 will be held at the annual meeting on November 9, 2019. If you are unable to attend, print this page and use as a Proxy Ballot. Please fill out the ballot, then mail it to the Nominations Committee Chairperson named below.

Also, there are several Committee Positions that are vacant. They are not elected positions, so please consider volunteering for one of these positions. If you're interested or want more information, please contact Diane Zielinski or Marge Mitchell.



Proxy Ballot

SC/CSRA Chapter of the American Sewing Guild
Annual Election of Chapter Advisory Board Positions
November 9, 2019
Lexington, SC

Slate of Officers

President:	Diane Zielinski	_____
1st Vice President:	Linda Montz	_____
2nd Vice President:	Kristy Granberg	_____
Secretary:	Tammy Newman	_____
Treasurer:	Diane Mooney	_____

The Nominating Committee Chair, Marge Mitchell, is the proxy holder until the time of the elections. All valid proxy ballots will be voted as submitted by the member.

Please either:

- ⇒ Mail you proxy to Marge Mitchell, 2151 Cardigan Drive, Aiken, SC 29803
- ⇒ Cast your ballot in person at the annual meeting.

If not casting your ballot in person, all proxy ballots must be returned to the Nominating Chair by November 3, 2019. The Annual Meeting will be held at The Country Club of Lexington, 1066 Barr Road, Lexington, SC

If mailing, your Proxy Ballot is not valid without your signature to assign your votes to the Nominating Committee Chair. If it is not signed, your votes will not be counted. Please sign below and insert membership number only if mailing your ballot.

Member Signature

Membership Number

Spotlight on Charity Sewing



The ladies of ASG's Material Girls in Aiken are celebrating National Sewing Month in September with a Sew-In to benefit a local charity



Monday, September 9th from 10:00 a.m. to 3:00 p.m.

Dunagan's Sew and Vac

1536 Whiskey Road, Aiken

All materials and patterns will be provided

The Material Girls sew-in will support Helping Hands of Aiken, a shelter that has served thousands of young people who have been removed from their homes during crisis.

The general public and all ASG members are welcome to help with this worthwhile project. All sewers are invited to join ASG members to create tote bags to be given to the children staying with Helping Hands.

September is National Sewing Month. What better way to celebrate than joining other sewers helping children. Dust off your sewing skills and join in the fun. Spend what time you can sewing these easy to make tote bags that will brighten a child's life.

Our ASG members will present a small trunk show during the event

Water and snacks will be provided

Bring your own sewing machine — jobs for non-sewers also available

If you plan to attend or wish to help out, please call Lynne Ulreich at 803-648-6218

News from our Neighborhood Groups

Neighborhood Group (NG) Coordinator Report Ellen Macklin

What a great year this has been so far for me! Do you remember a few newsletters ago I suggested that instead of a "to do list", we make a "done list?" Well, when I remember to make a list I'm pleased to see the things that I have accomplished through the day or week whatever my goal happens to be. I think this is a great way to think about our NGs too.

We have so far this year two new NGs in the Beaufort and Bluffton areas and I know what a challenge it is to come up with new ideas and keep interest going as well many of

you do also. Engage those creative minds of your group to help you and stretch yourselves in willingness to learn new skills. Visit other NGs to see what they are doing and don't be afraid to ask questions about how to present or how its done, or why its done that way instead of another. In our newsletter

we have a listing of all the NGs and when and where they meet plus there is information on their next meeting project or you can use the contact information to call and ask the leader what they are doing this month. Every member of our guild can do this so ladies don't be shy!

There is an event coming up in Aiken this September that I encourage you to attend and bring a friend. This is a Charity Sewing Event and even if you don't sew it's for you and look for all the information in this newsletter because if you miss this fun time you will regret it. So come on and join us at Dugan's in Aiken this September, I'll see you there!



Silly Seam Rippers — Youth Sewing Group, Lexington, SC

What's Been Happening in Lexington:



The Silly Seam Rippers met on July 18th for a full day of sewing. Lexi worked on and finished her pink prairie style sun dress. She experimented with several methods of gathering techniques using the serger and a gathering foot and decided she preferred the old fashioned technique of pulling a basting thread and adjusting the fullness by hand. She made several design adjustments where the lace was inserted and decided a little lace trim on the bodice would be cute. Her next project is a knit top for fall.

Cailyn worked on her fish water bottle from the class last year and now has it completed. Her fish has yellow lips which really makes it one of a kind.

What's Ahead:

In September both girls will be getting several items ready to enter in the State Fair. Lexi will be completing a quilt and

Cailyn is working on a pillow. In their spare time they both continue to work on the Lex Bears that are donated to local charities to help children going through transitions.

In October they will go to the State Fair to view the crafts and quilts (and of course go on a few rides!!)



News from Our Neighborhood Groups



Material Girls — Aiken, SC

What's been happening :

Ellen Macklin brought her friend Debbie Krejewski. Debbie does all types of sewing. She also loves gardening and if you visit the Farmer's Market in Aiken you will meet her selling her sourdough bread! Marge Mitchell presented the program and showed the group how to make fabric weights from bias tubes and BB's as an alternative to pinning. Her original weights were a gift from our guild at a past Chapter event.



Cheri completed gifts for her grandnephew and niece: a casual shirt/pants and a cork purse, respectively. The shirt was made of a lovely cotton sourced from Goodwill! She completed an art quilted wall hanging entitled "Poseidon's Paradise" as well as a fabric beaded necklace from sari silk.

Marge shared

a small tote bag and a quilted wall hanging - both kits purchased at PPQ in Summerville after the last CAB meeting. Daria modeled a lovely top that was



based on a vintage pattern with a very unusual cutting/construction technique. Diane showed us a dress made for her granddaughter as well as knit hats for her expected new grandchild. Our visitor Debbie showed us

pictures of a dress recently completed for her granddaughter.

Joyce completed a memory quilt for her grandson - class pictures, artwork, and t-

shirts from grade school. It is so wonderful to see what our members have created.

With many members out of town in August, eight of us shared our latest and sometimes greatest sewing adventures. Joyce Bowers has been repairing four long slices in her son's tent - heavy duty work that she left at home. Daria Carney made a out on the town straw bag with a placemat. Best of all, the tassels were already on it!

Lynne Ulreich had made two blouses from the same Vogue pattern, but in a solid white and a bright print. She has been playing with the fit and has worked out her changes. Anne Flanagan described the banners she made for an upcoming dinner party. Since they are

already up, we could only imagine how lovely they are. Joyce

Sinclair had made a check book cover with the cork remaining from the crossbody bag class and she had a new pieced and quilted banner in a bargello design showing sand and sea. Pearls and tiny sea shells finished it beautifully. Barbara Candido is working on "the pillow from hell" and wondering why she told her friend that she would make it for her.

The program was all about the ASG National Conference where Cheri Dowd taught 4 classes and took three. Read about her experiences in our Member's ASG Conference Experiences article.

We ended the session by preparing for our September charity sewing event. We cut fabrics for totes that will go to Helping Hands kids. Watch for more photos in the November newsletter

What's Ahead:

September we are planning a "I Used to Sew" open house at Dunagan's. As part of this we will be making basic tote bags for children at Helping Hands



News from our Neighborhood Groups



Sewn Together — North Augusta, SC

What's been happening in North Augusta:

At our July meeting the Sewn Together group met to begin work on a Row by Row sized wall quilt designed specifically for our group by Margaret Shearouse.

We started out with Sandy Costanzo showing us many of the Row by Row Quilt patterns she has collected from various quilt shops. She has spent many hours piecing the patterns and they are so beautiful and unique!



Terri Warneke shared some clothing projects she has created, some made by coping ready to wear pieces she had purchased.



Margaret Tuck shared a summer top she had recently completed and one of our newest members, Chrissy Jasak proudly displayed her summer top.

We then began cutting out our applique pieces for our quilts using Scan N Cut machines.

For the August meeting the plan was to put our quilts together, but last minute matters got in the way. Instead, the group discussed plans and projects for future meetings. Hopefully we will see many finished quilts at the next meeting.

What's Ahead:

In September, Diane Zielinski will be visiting the group to teach a class on her beautiful sweat-shirt jacket (shown at right).

In October, the group will be having a mini retreat at Camp Fellowship at Lake Greenwood. We will be sewing window treatments, bed covers and pillows to update the guest rooms at the conference center. Tammy Newman will also be leading the group in making Sewn Together zipper bags.



News from our Neighborhood Groups



Moonlight Stitchers — Lexington, SC

What's Been Happening in Lexington:

We were pleasantly surprised at the good turnout for the July meeting with six regular members attending and one guest. The others were all busy with family activities and appointments, but summer months are always difficult to get everyone together. The program was presented by Tina



na Gordon as she discussed and demonstrated the Westerlee ruler (template) quilting system. First she told how the system works and tips to make it easier such as using a slider mat on the bed of the machine and putting a silicone washer under the bobbin in the bobbin holder to keep thread from tangling. Special foot is need for this system to guide

around the templates, using caution not to break a needle. We learned how to do straight lines and curves using domestic machines that give the appearance of quilting of a long arm machine. We were amazed at what a few rulers could do but were a little intimidated to actually try it. Several members were already familiar with the system and offered encouragement to be brave and try it.



Many beautiful items have been created recently and were displayed at "sew and tell". Lillian showed a cute rug for her kitchen made from a jelly roll

and bosal strips.

Nancy showed 2 quilts made from the Quilty Box

monthly membership kits.

Judie made 2 little zipper bags and finished the scarf and jacket from the donut pattern demo from last month and Tina modeled her beautiful Louise Cutting one seam pants she shortened to Capri length.

We also had a sew day in July, Nancy Frick lead us in making a "Sew it together bag." We had a group of five, a few had a last minute change of plans and were not able to come. We had such a good time that we decided that we needed to this again. Nancy did an excellent job in showing us step by step what we needed to do. Thank you, Nancy.



Our August meeting was at Tina Gordon's home. We met at Tina's so Linda Hanslip could share a DVD about English Paper Piecing. This was the first part of a two-part series about English Paper Piecing. Next month we will work on a project, trying our hand at what we learned. Thank you, Linda for leading us.

What's ahead:

September part 2 of paper piecing lead by Linda Hanslip. We will work on a project using what we learned from last month's DVD

October we will be sharing Christmas project/gift ideas.



News from Our Neighborhood Groups



Rockin' Bobbins — Columbia, SC

What's Been Happening in Columbia:

The July meeting for Rocking Bobbins was a road trip to All About Fabric in Williamston. The group of six started the day at 8:30 a.m. and drove the 1-½ hours to the warehouse sale. None of us had anything specific in mind to purchase but we came home with a trunk full of goodies. We made purchases of zippers in bulk, Ott lites, linen look fabric for pants, upholstery fabric for curtains, dress fabric and even a white lace parasol for a "Gone with the Wind" event one of the members is attending. We were all a little disappointed in the fabric selection at the warehouse this trip and notice they are now carrying more non-sewing related items and more children's craft things and items for the home such as wall mirrors and accessories. Lunch at the Bar-b-que place just down the street was a great to discuss our purchases.

Another road trip was planned for August to visit the new Fabric Bistro shop and House of Fabric in Columbia, but unfortunately the meeting was cancelled due to members being out of town and other commitments. This will be rescheduled for October.

What's Ahead:

We will pick up again in September, regular time and place, and will watch an ASG on line tutorial and discuss ideas for quick to make holiday items.



Below: projects that group members are working on in their spare time for gifts and personal items



News from Our Neighborhood Groups



Garment Group — West Columbia, SC

What's been happening in West Columbia?

Where do you find the inspiration for your Me-Made Garment Makes? What gets you started on your sewing project? Do you have a stash of fabric and/or patterns that you have on hand and can “shop” from? In May, Garment Group delved into accessorizing outfits to look current and put together. In June we met and learned more about color choices that work for us rather than against us. So what about all that fabric that we have at home waiting for just the right project? We’ve all been there: you see a beautiful new fabric and you buy it with the thought that you’ll do something with it; you get it home and it sits in your sewing room or you do make a new outfit from it and you never where it. You realize that while you LOVE the fabric and the pattern choice...it’s really not your day-to-day style.

We had fun in July and August focusing on what fabrics and patterns we have asking the group for honest and heartfelt feedback. “Is this color-way of fabric good for me?”

“Which pattern would you make with this fabric?” “What pattern lines look best on my figure?” It really was great to get some feedback from our trusted friends. Better yet, many of us were encouraged to actually use the fabric and patterns that we already own and work from our home

stash and make something that we would actually wear! Have a look at some of the ladies and items we had fun with:

Cindy made a pretty Vogue “fit and flare” dress with a fun crepe fabric; Harriette asked for fitting help on a



dress that she wanted to wear for her garden club (her fabric choice was a really cute vegetable motif!!);



Diane Z. has plans to make a couple of Cutting Line Design outfits with some really nice linen; and our guest, Marvita Franklin (an accomplished



sewer) brought some REVERSIBLE fabric and asked for pattern choice feedback. I hope we get to see the result at the Annual Meeting Reversibles Contest!!

When selecting your patterns and fabrics, try to think about what your existing wardrobe holds that you actually wear and feel comfortable in. What is your signature style? What events or activities do participate in that lead to various styling opportunities? Now is a good time to go through your closet. Try things on. Do they fit? Do you feel comfortable in the style? The color? As you do this, try to ask someone you trust help you out for a couple of hours. Try on the clothing and get a yes, no or maybe. The “Maybes” can be pretty tough. In that case hang that item of clothing on the rack with the hanger turned in the opposite direction. If in six months it’s still in that same direction... you didn’t wear it and it becomes a “No” and can be consigned, donated or repurposed somehow. Careful of the “repurposing”... I have a basket full of items to be repurposed because I think there is enough fabric to do something with it! LOL!!

As always, we shared our recent makes in “Sew-and-Tell.” Diane M. made a cute t-shirt dress for her grand-daughter with an embroidered “Princess” motif. Diane Z has been busy making table runners and such for her



(Continued on page 20)

News from Our Neighborhood Groups

(Continued from page 19)

upcoming church bizarre (folks like her USC and Clemson color combinations!!).



In August, Diane L. showed off her newest creation, a lovely summer skirt and blouse; Cindy modeled her wonderful "party pants" made from her favorite fitted pants pattern modified to eliminate the side seam.

We continued discussions about color analysis and picking the wardrobe selections that flatter our individual coloring.

Discussions also centered around ideas and techniques for creating our own reversible garments for the Chapter's annual challenge.

What's Ahead?

Can you believe that we are almost through with 2019? I've already started thinking about Holiday sewing – something for me and something for "them." My mind is swirl-



ing with visions of a velveteen jacket...RED!! In September we will share ideas for reversible garments and accessories – try to make something to enter in the ASG CSR REVERSIBLES CONTEST which will be a part of our Annual Meeting this November. Plenty of time! In October, we will turn our attention to Holiday sewing. Are you making some gifts? Outfits for yourself or family. Where do you find the inspiration for your Me-Made Garment Makes? What gets you started on your sewing project? Do you have a stash of fabric and/or patterns that you have on hand and can "shop" from? In May, Garment Group delved into accessorizing outfits to look current and put together. In June we met and learned more about color choices that work **for** us rather than against us. So what about all that fabric that we have at home waiting for just the right project? We've all been there: you see a beautiful new fabric and you buy it with the thought that you'll do *something* with it; you get it home and it sits in your sewing room or you do make a new outfit from it and you never wear it. You realize that while you LOVE the fabric and the pattern choice...it's really not your day-to-day style? Let's inspire each other! Until then...



Seaside Stitches — Beaufort, SC

What's Been Happening in Beaufort:

Seaside Stitches of Beaufort has been on hiatus for a while but, will start up this fall with a new time and meeting place. The meetings will be the 3rd Monday of the month 1:00 pm at the Beaufort Yacht and Sailing club located at 30 Yacht Club Drive. This is off Meridian Road that parallels the Beaufort river on Ladies Island between Sea Island

Parkway (the swing bridge) and rt 802 (the Port Royal bridge).

What's Ahead:

The first meeting will be September 16.

Please call Sheila Tindall 843 838 9473 with any questions etc.



News from Our Neighborhood Groups



Sew Little Time — Summerville, SC

What's been happening in Summerville:

In July, Marie Lussier helped us work through herringbone quilted zipper pouches. As we are "hosting" the annual meeting in Nov, we discussed centerpieces, table favors and nametags.

In Aug, we started working on the table table favors. During the process, we also learned a little about cutting machines.

What's Ahead:

We will continue to work on our ideas for the annual meeting through the next couple of months.



Stylish Fit — North Augusta, SC

What's Happening in North Augusta:

Stylish Fit continued our monthly meetings. We seem to talk a lot, and topics range from equipment, to patterns to challenges with fitting. We are thinking about reversible clothing as Reversibles is the challenge for at the Annual meeting.

Becky showed her reversible Kimva vest, and in non-clothing brought a child's quilt with machine embroidered nursery rhymes. Nancy Karp reported on trials testing the new double eye needle, using it to blend two different colored threads.

Sandy was working on two Vogue blouses and reported that Louse Cutting has just published an E book on clothes fitting. It can be ordered at www.cuttinglinedesigns.com.

What's Ahead:


Please consider coming to our group if you would like to learn more about sewing clothing.

We meet the first Monday of the month. 10 Am to 2 PM. Fairview Presbyterian Church, 1101 Carolina Avenue, North Augusta. SC.

We will not meet in September due to the Labor Day Holiday. Our next meeting is in October.




News from Our Neighborhood Groups



There's a new neighborhood group in Bluffton, SC

What's been happening in Bluffton:

The new Bluffton Neighborhood Group is off to a brisk start! Our group has had one "meet and greet" meeting and two regular monthly meetings so far. We have had 10-12 ladies in attendance for each of the meetings, with others that have indicated that they plan to come in the future. With three quilt guilds already in the area, the group was overwhelmingly in favor of our group being a garment sewing focus group, so garments it is! Our group is made up of garment sewers of literally all skill levels, from brand-new beginners to couture sewists, so our monthly demos will span topics across all skill levels. In our July meeting, I gave a lecture/demo on making a variety of styles of lined patch pockets. The August meeting was dedicated to determining if fabric is on-grain and what to do if it's not, and proper pattern layout to assure that your pattern pieces are cut properly on the grain. We also had a wonderful time of show and tell. Below are some highlights.



Gay Medvedeff showed us some bags she made for veterans. Gay literally sews hundreds of these bags each year for our veterans through VA hospitals. Each bag is finished with her signature label. Thank you, Gay, for being a blessing to our veterans!

Jada Gray shared some quilts that were acquired by her family decades ago, that had previously been abandoned in a closet for many more decades.

Connie Davidson, a quilt historian in our group, indicated that some of the fabrics in the quilts dated back to the 1800's! Many of the fabrics had been repurposed from cotton shirts. Thank you, Jada, for sharing those quilts with us!



Connie Davidson shared a beautiful quilted jacket that she made with a sweatshirt as the foundation. She loves how comfortable it is, and says it's just the right weight for chilly winter nights down here in the Lowcountry.



Marjorie Graham, shared some of her favorite garment sewing reference books with the group. Many are out of print, but can be found for sale online. Her favorites included: The Vogue Sewing Book c 1974, The Doerling Kindersley Sewing Book, A David Page Coffin Book - Making Trousers, Pattern magazines by BurdaStyle, Patrones, Ottobre, and Marfy.



What's Ahead: In September our group will discuss how to properly take body measurements, and will provide the group with an inventory list of measurements that will be invaluable for pattern fit adjustments. We will assist each other in taking our measurements, so each attendee will walk away equipped with all the proper measurements she needs for future reference. This discussion will complement our October meeting where Marjorie Graham will teach us how to fit the bodice, including full-bust and small-bust adjustments, and a forward shoulder adjustment.

Member Recognition

07/01 thru 08/23/2019

A warm welcome to our newest members:

Phyllis Dillard
Harriette Edmonds
Jada Gray
Brandy Yingling

Welcome to our newest Junior Member:

No new Junior Members

Member Transfers

No member transfers

Junior Member Transfers

No Junior Member transfers

Thanks for Renewing

Joyce Bowers
Barbara Candido
Charlene Dudley
Susan Franz
Marie Lussier
Anne Mace
Bonnie Merriman
Janice Miller
Marge Mitchell
M. Christine Monical
Diane Mooney
Earline Ross
Grace Schmidt
Margaret Shearouse
Paula Somers

Renewal Reminders thru 10/31

Renew Early—Please don't let your membership lapse or you will miss all the fun!

Claudia Blakely
Doris Leidheiser
Karen Madden
Lenaya Raack
Jackie Sidbury
Jeanette Smith
Norma Toner
Tisha Wright

Expired Memberships

It's not too late to renew, but better hurry, these memberships expired recently

Barbara Dorn
Tracy Duecker
Alexis Stoudemire
Cailyn Stoudemire

ASG Members Only Discounts

- ◆ House of Fabrics (Chez Fabrique) in Columbia SC — -10% discount to ASG members
- ◆ Jeff's Sewing & Vacuum Center in Martinez, GA — 15% excludes machines & maintenance
- ◆ Sew Suite Studio—10% discount on fabric and notions
- ◆ ASG Notions advertisers are making very special offers on sewing-related products, events, and services only to ASG members. The list of offers will change quarterly to correspond with the mailing of each new issue of ASG Notions. Check out all discount offers at this link: <http://www.asg.org/members/specials.php>

ASG MEMBERSHIP APPLICATION

Name _____

Address _____

City _____ State _____ Zip _____

Daytime phone number _____

E-mail _____

How did you hear about ASG? _____

Return to: American Sewing Guild
9660 Hillcroft, Suite 510, Houston, TX 77096

☐ New Member \$50

☐ Junior Member (New and Renewal)
to age 17, or age 22 with student ID \$25

Chapter SC/Central Savannah River

☐ ASG Member at Large \$50

☐ Renewal Member \$45
(if received before membership expiration date)

☐ Late Renewal \$50

Chapter SC/Central Savannah River

Payment

☐ Check payable to "American Sewing Guild"

☐ MasterCard | Visa | AmEx | Discover

Account#: _____

Expiration Date: _____ CVV# _____

Signature: _____

TAUNTON PRESS MAGAZINE SUBSCRIPTION DISCOUNTS

Is it time to reorder your Threads?

If your subscription is up sometime this year or early next, consider ordering through the chapter and saving 20%. We usually send in one order per year.

Taunton Press offers ASG members a 20% discount on their magazines. We need at least 10 subscriptions to renew at this special ASG member rate. Please look at your address label for the month and year your magazine subscription expires. You will receive an email when the subscription has been sent to Taunton Press.

Clip the subscription label on the right and make your check payable to **Lillian Lester** (we need to send in one check to Taunton Press. Mail to:

461 Harbor View Dr, Prosperity, SC 29127-9715

Questions: LillianSews@hotmail.com, or 803-364-5039

	1 year	2 years	3 years
Threads	\$26.36	\$43.96	\$63.16
Fine Cooking	\$23.96	\$39.96	\$55.96
Fine Gardening	\$23.96	\$39.96	\$55.96
Fine Woodworking	\$27.96	\$47.96	\$67.16
Fine Homebuilding	\$30.36	\$52.76	\$75.16

Name	Phone No.
Address	
City, State & Zip	
E-Mail	
Is this: <input type="checkbox"/> New <input type="checkbox"/> Renewal <input type="checkbox"/> Gift	



Fall 2019 National Educator Event

Pam Damour,
The Decorating Diva
Multi-Day Event

September 12 — 13—14, 2019

The Clubhouse at Cumberland Village
3070 Wise Creek Lane, Aiken, SC 29801



Pam Damour will share her 28+ years of knowledge in the areas of interior design and sewing. She will teach techniques that allow you to create accents for your own home that are professional quality. Pam teaches these techniques internationally and has 13 DVD's, as well as a book and her own web TV show.

Pam is a Certified Zentangle Teacher (CZT) and will share this joyful practice from 6 pm to 8 pm on Thursday, September 12. Participants will purchase a kit with fabrics and tools to join the experience of Zentangle on fabric. Minimum 15 students needed—Hors d'Oeuvres will be served.

Friday, September 13 is a full day of decorating technique demonstra-

EVENT CANCELLED due to low participation

Sale

Member Classified Ads


Do you have a sewing-related item you would like to buy or sell? Classified ads are free to our members; non-members please see instructions on page 2.

FOR SALE: Janome MC6600 Sewing Machine - 163 built in stitches with Accufeed layered fabric feed. All original feet and accessories included I will include 3 additional Accufeed feet – ¼", stitch in the ditch and open toe, approx. \$100 value. Last maintenance Dec 2017.

Includes the Janome branded sewing table with inserts for the MC6600.

Asking \$1200 for both.

Contact Kristy Granberg - 843-697-5592, kgranberg415@yahoo.com.



FOR SALE: Like New Janome Cover Pro 1000 CPX.

This is a cover stitch machine with 3 needles. It will do a chain stitch, narrow cover stitch, wide cover stitch, or a 3 needle cover stitch. Asking \$500 or make an offer.

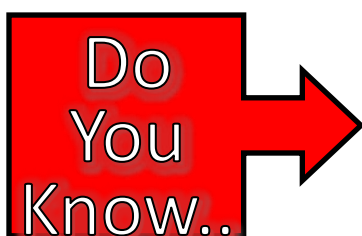
Contact Diane Zielinski,
zielinskidiane@yahoo.com

FOR SALE: Husqvarna Viking Designer Diamond deluxe Sewing and Embroidery Machine.

Includes two embroidery modules, the larger, standard one which comes with the Designer Diamond Deluxe model and the smaller, more easily transported one. Tons of accessories, 2 embroidery modules, multiple carrying cases, works perfect, well taken care of, contact me for more info. Suitcase system for all components, original boxes, too.

Many sewing feet and extras included (too numerous to mention). Deluxe stitch system; design positioning; exclusive sensor system; USB connection; Embroidery & Sewing "advisor" feature; Adjustable E Light System. Asking \$2,000 or best offer. Contact Anne Mace maceaj@me.com

For more details and multiple pictures, go to Craigs List: <https://charleston.craigslist.org/hsh/d/north-charleston-viking-husqvarna/6917735064.html>



"When members choose to 'opt out' of receiving the ASG weekly blog, they are cutting themselves off from ALL future emails from ASG, not just the blog. They will no longer receive conference email, member-only offers or be reminded of an approaching renewal date."

— Margo Martin

Visit our Advertisers for Your Sewing Needs

COME SEW *with us!*

five
eighth seams
fabrics, classes, and more

Authorized Husqvarna Viking Dealer

1942 Sam Rittenberg Blvd. Unit A • Charleston, SC 29407
843-225-3958 • www.fiveeighthseams.com
blog: www.wearesewhappy.com

House of Fabrics

Lori R Brown
Owner

1312 Main St
Columbia, SC 29201

803-765-2485

houseoffabrics@sc.twcba.com
www.chezfabrique.com

DUNAGAN'S
Sewing & Vacuum

Karl Dunagan

1536 Whiskey Road
Aiken, SC 29803
803-649-6777

www.dunagans.com



Pappy's WoodShop

Products made from the trees of our beautiful earth

**Unique wooden products that help
organize the sewing studio**

Ruler Racks ▪ Binding Winder
Sewing Caddy ▪ Thread Racks
Rotary Cutter Stands

To see our products go to our website:
www.Etsy.com/shop/PappysWoodShop

Contact us at:
803-727-5393 (Jim) or 803-413-6436 (Sally)
pappyswoodshop@sc.rr.com

*All of our products are designed and
built by owners Jim and Sally Kluttz.*

JANOME



• Fabric • Patterns • Books • Notions • Quilts
• Sewing Machines • Instruction • Clubs

People, Places & Quilts
SEWING AND FABRIC EMPORIUM

Historic Downtown Summerville
129 W. Richardson Ave. • 843.871.8872
www.ppquilts.com

Visit our Advertisers for Your Sewing Needs

Jeff's
SEWING & VACUUM

Jeff Fairecloth 706-863-0090
Owner

3833-C Washington Rd
Martinez, GA 30907

www.jeffssewingandvac.com

"CUSTOMER SERVICE IS THE HEART OF OUR BUSINESS"

Space Available

To advertise your sewing related business
please contact our Retail Liaison:

Kathleen McCartney

kbmccartney@yahoo.com

A brand new sewing and quilting studio is coming to Bluffton, SC!

What we offer:

- * Quilting Cottons and Batiks
- * Coordinated cotton bundles
- * Cotton Lawn
- * Italian cotton shirtings
- * Wool and felted wool
- * Silk Dupioni Fat Quarters
- * Designer and organic cotton knits
- * Rayon Batiks and Challis
- * Patterns, Notions, and more!
- * Quilt your quilt tops on our longarm machine!
- * Classes with small class sizes for plenty of individual attention.
- * Website now open. Studio opening 10/2019

Shop Online 24/7

Shop in your jammies!

Sign up for our newsletter,
or see our show schedule
at:

highsewciety.com



Inspire-Create-Share
Come Sew With Us!
Sewsuitestudio.com



elna

brother
at your side

JUKI



FOR THE LOVE OF SEWING

120 Ellis AVE Suite A
Lexington, SC 29072
803-957-0677

81 Old Trolley Road
Summerville, SC 29485
843-900-5440

Chapter Events Shown in Red — NG Events Shown in Black

September 2 — Stylish Fit (N.Augusta) — NO MEETING DUE TO HOLIDAY

September 9 — Material Girls (Aiken) — Charity Sew-in at Dunagan's in Aiken

September 10 — Sewn Together (N.Augusta) — Sweatshirt Jacket with Diane Zielinski

September 10 — Moonlight Stitchers (Lexington) — Part 2 Paper Piecing with Linda Hanslip

September 12 — Rockin' Bobbins (Columbia) — TBD

September 14 — New Group (Bluffton) — TBD

September 16 — Seaside Stitchers (Beaufort) — Welcome back

September 17 — Sew Little Time (Summerville) — TBD

September 21 — Garment Group (W.Columbia) — TBD

October 7 — Stylish Fit (N.Augusta) — Hands-on Garment Sewing

October 10 — Rockin' Bobbins (Columbia) — TBD

October 12 — New Group (Bluffton) — TBD

October 14 — Material Girls (Aiken) — TBD

October 14,15,16 — Sewn Together (N.Augusta) — Mini-retreat at Camp Fellowship in Greenwood. Community Service Project for the Conference Center. Sewing Project: Tammy Newman's Sewing Accessories Purse

October 15 — Moonlight Stitchers (Lexington) — Share Christmas Projects and Gift Ideas

October 19 — Garment Group —

October 21 — Seaside Stitchers (Beaufort) — TBD

October 22 — Sew Little Time (Summerville) — TBD

November 4 — Stylish Fit (N.Augusta) — Hands-on Garment Sewing

November 9th — Chapter Annual Meeting — Lexington Country Club. Tommy Leitner will be the guest speaker and the topic will be "Sewing Machine Care and Tips."

November 9th — Reversibles Challenge ends with prizes awarded @ annual meeting

November 11 — Material Girls (Aiken) — TBD

November 12 — Sewn Together (N.Augusta) — Holiday Themed Project

November 12 — Moonlight Stitchers (Lexington) — TBD

November 14 — Rockin Bobbins (Columbia) — TBD

November 16 — New NG (Beaufort) — TBD

November 18 — Seaside Stitchers (Beaufort) — TBD

November 19 — Sew Little Time (Summerville) — TBD

November 23 — Garment Group (W.Columbia) — Annual Cookie Exchange; Discuss focus and suggest topics for 2020

December 5 — CAB Meeting—Aiken—at The Village Café (Village at Woodside)

December 10 — Sewn Together (N.Augusta) — Holiday Luncheon and Craft Project hosted by Linda Montz

February 6-7-8—National Educator Event with Pamela Leggett—Ashland Methodist Church, Columbia

May 17-21, 2020—7th Annual Sewing Retreat at Seabrook Island

July 9-12, 2020—ASG National Conference in San Antonio TX









SEPTEMBER 2019

Sun	Mon	Tue	Wed	Thu	Fri	Sat
1	2 	3	4	5	6	7
8	9 	10 	11	12 	13	14 
15	16 	17 	18	19	20	21 
22	23	24	25	26	27	28
29	30					

OCTOBER 2019

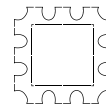
Sun	Mon	Tue	Wed	Thu	Fri	Sat
		1	2	3	4	5
6	7 	8	9	10 	11	12 
13	14 	15 	16	17	18	19 
20	21 	22 	23	24	25	26
27	28	29	30	31		

NOVEMBER 2019

Sun	Mon	Tue	Wed	Thu	Fri	Sat
					1	2
3	4 	5	6	7	8	9 Annual Meeting
10	11 	12 	13	14 	15	16 
17	18 	19 	20	21	22	23 
24	25	26	27	28	29	30



152 Enoch Lane
St. George, SC 29477-8619



TIME SENSITIVE MATERIAL— PLEASE DELIVER PROMPTLY

Policy for Re-Use of Information:

We do appreciate being asked when another Chapter intends to re-use our articles. Articles and other material in this publication are intended for the benefit of ASG members only. When reprinting, credit should be given to the authors by including the author's name and the Chapter newsletter name.

Use of information contained in our articles for any other purpose must have permission from the author and/or newsletter editor.



**July 9-12, 2020
San Antonio, TX**

[Marriott Rivercenter](#)
101 Bowie Street
San Antonio, TX 78205

[Make Reservations](#)