

ORTHODOX SYRIAN SUNDAYSCHOOL ASSOCIATION OF THE EAST



Nazareth Division

Class I
(English)

Sundayschool Central Office
Devalokom, Kottayam-4
Ph: 2572890

AN OSSAE PUBLICATION

Sunday School Padavali-1

First Edition 2012

Copies 5,000

Price ` 50.00

Preface

Education is a continuing and refreshing endeavour which attempts to train and equip kids and the young people for a spiritual, active and successful life; and hence it is an 'investment' for today and tomorrow. The myriad possibilities of education have encouraged religion, countries and ideologies to adapt it for furthering their objectives and long term aims. In the Christian tradition "Christian education" is a ministry of the Church.

Secular education programme in every situation and country has undergone enormous transformation through the years. More and more study and research is going into the philosophical base, content, techniques of teaching and learning, learners' participation, technique of evaluation etc. So it is only natural School that 'revisions' happen from time to time.

"Christian Education", for which the Sunday lays the foundation and prods nurture, is never intended to be a carbon copy of what happens in the world of secular education. Christian education has its unique aim and objectives, philosophy, ethics and vision. However, it is not irrelevant to learn from the relevant and successful 'techniques' available and adopted in the secular front. But we must be constantly careful, never to slip away from our firm Orthodox foundations!

It is highly commendable that the Orthodox Syrian Sundayschool Association has taken the bold step to completely revise the whole curriculum, trusting in God, who loves children. Every lesson and every detail is prepared after a pretty long stretch of study, discussion, correction and revisits by a team of people who have the interest and expertise to engage in this exacting and time-consuming exercise. Provisions are made to give proper guidelines and direction to teachers. All this study materials are being prepared in Malayalam and English simultaneously. The regional schools, especially, those outside India, shall adapt these basic materials to suit local situations, linguistic and cultural variances; and aptitudes of children but keeping the broad structure and basics intact.

These revised study materials are dedicated to the Church, with the fervent expectation that all those who love the Church, and our children who are dear our Lord Jesus Christ, shall certainly welcome this venture.

Devalokom
20-10-2012

Yakob Mar Irenious Metrapolitan
President, OSSAE

Introduction

We are living through a period of rapid changes. The educational sector reflects these changes to a great extent. Secular education is undergoing a lot of revisions and children are greatly influenced by secular education. Therefore Sunday School Curriculum also requires to be revised according to the new learning methods. The comprehensive revision of the curriculum is undertaken in the light of this reality.

We have no notion that just by implementing the secular methodology of learning, we can reform the character of our children. The fundamental principle there should be the teacher-student relationship modelled on the love between Christ and his disciples. The method of presentation followed in this book would help teachers and students alike in the transaction of the topics discussed.

This textbook comes as a product of the strenuous efforts of the Curriculum Revision Committee headed by H.G. Dr. Yakob Mar Irenius, President, OSSAE. The contributions of those who wrote various units are invaluable. This textbook, on its completion, owes much to all members of the curriculum Committee, especially H.G. Mar Irenius, President OSSAE and executive editor Sam V. Daniel. Suggestions to improve this book are welcome.

Let me pray for this New Curriculum to inaugurate a new age of Spiritual Enlightenment in Sunday School education. Let me also place on record the gratitude to all those who worked for it.

Devalokam
20-12-2012

Fr. Dr. O. Thomas
Director General

Dear students,

We are undertaking a comprehensive revision of the Sunday School Curriculum. The period of learning from Preschool to Class XII is divided into 5 stages.

1. Bethlahem	Preschool class	Upto Age 5
2. Nazreth	Class I to III	Age 5-7
3. Galilee	Class IV to VII	Age 8-11
4. Jerusalem	Class VIII to X'	Age 12-14
5. Tabor	Class XI and XII	Age 15-16

The two year learning programme in the Tabor category is titled 'Orthodox Vedapraveen Diploma.' A Diploma certificate will be issued on successful completion of this course. In the second year lessons topics like learning psychology, teaching methods and Evaluation are included. Hence those who complete this course will also acquire the eligibility to become Sunday School teachers. Therefore, learn this course diligently and with enthusiasm. The lessons included are very useful to you. They are prepared in such a simple manner as to promote self-learning.

The textbook for the first year contains 28 lessons in 7 units. Besides another book title. 'The Holy Eucharist: A Study' will be the supplementary reader. There will be a unit each in all textbooks of the lower classes devoted to the study of the Holy Eucharist. The supplementary Reader of Class XI is specially designed by incorporating the important ideas that require detailed study. Above all, a simple project is suggested as the practical activity of this class.

A topic related the first year syllabus (Class XI Syllabus) should be selected for the project. The project report should be submitted to the class teacher through the headmaster. You can seek the help of teachers, parents and the vicar in this regard.

Structure of the Project Report

1. Project Title
2. Introduction
3. Significance and relevance of the study
4. Methodology
5. Analysis of Data Collected
6. Findings/Inferences
7. Conclusions
8. Reference

You can select a topic of your choice as the project. For example you may choose the topic 'The exemplary life of St. Vattasseril Mar Dionysius' based on the lesson 'Church Fathers'. Available books and published articles can be collected and read, and interviews with scholars can be conducted for collecting the data. Consolidate the information thus collected and prepare the report. Arrange the consolidated information according to the structure given above. The report should contain at least four pages.

Take care to learn the lessons systematically. Attend Sunday school classes without fail. Attend the worship in the Church and pray regularly.

Above all, you should pray for all Sunday school students and teachers. The service rendered by our Sunday School teachers in imparting spiritual training to the growing generation and confirming them in right faith and right worship is invaluable. Full co-operation of all students and teachers is essential for the successful implementation of the New Curriculum. Since the new system is different to a large extent from the old, teachers should handle the new curriculum and methods of learning carefully and diligently. Be kind enough to let your

valuable suggestions and encouragement known to us. Let there be abundant blessings of the Benevolent God on this righteous endeavour of Sunday school teachers and other authorities for the sake of the Holy Church.

Dr. Sam V. Daniel

Executive Editor

Curriculum Revision Committee

H.G. Dr. Yakob Mar Irenius Metropolitan

Fr. Dr. O. Thomas

Fr. K.V. Thomas Fr. Dr.

Reji Mathew Prof. Dr.

Sam. V. Daniel Prof.

Cherian Thomas Prof.

Dr. Jibi George Shri.

Santosh Baby A.K.

Miss Annamma Philippose


Dr. Ipe Varghese

Translated into English by

Prof. Jose K. Philip

Contents

Unit 1: Bible Stories	
Lesson 1: God Created Us	11
Lesson 2: The Boy Who Heard God's Call	16
Lesson 3: Moses-the Baby Who Was Pulled Out Of Water	21
Lesson 4: Prayer Of A God-fearing Person	25
Lesson 5: The Prophet And The Raven	31
Lesson 6: The Hebrew Youth Who Became The Governor	36
Lesson 7: Daniel In The Lions Den	41
Lesson 8: Christmas-birth Of Jesus	46
Lesson 9: A Boy Makes A Donation	51
Lesson 10: Son Of David, Have Mercy On Me	56
Unit 2: Prayer	
Lesson 11: Come, Let Us Pray	60
Lesson 12: When We Pray	64
Lesson 13: The Lord's Prayer And Other Short Prayers	68
Unit 3: Liturgical Hymns	
Lesson 14: Let Us Sing And Worship The Lord	74
Lesson 15: Let's Sing And Seek The Intercession Of St. Mary And Other Saints	78
Unit 4: My Church	
Lesson 16: Church, The Temple Of God	82
Lesson 17: We Go To Church Regularly	85
Unit 5: Glorious Personalities	
Lesson 18: St. Mary	89
Lesson 19: St. Thomas, The Apostle Of India	94
Unit 6: Good Habits	
Lesson 20: Obedience	100
Lesson 21: Good Friends	105



The Sun, Moon, and Stars on the sky



Unit 1
Bible Stories



Lesson 1
God Created Us

Genesis 1:1-10

Central message: God is the Creator of everything. God loves and takes care of all His creations. We must obey God's Commandments.

Verse to be memorised: Genesis 1:1 In the beginning God created the heavens and the earth.

What is this lesson about? We are listening to the story that God created this world- human beings, animals and nature.

Introduction

Children, who buys you dress, book, pencil, toys etc? Your Dad, isn't he? Who cooks food for you? Your mother. Can you guess who created this world and everything we see around us? Yes. God created human beings, birds, animals, trees, plants and everything we see around us; and in the universe.

Lesson proper

Long long back, there was nothing of what we see now. At that time God created heavens and earth in the beginning. Then He created the sun, the moon, stars, living things, trees, plants etc. At last, he created human beings as man and woman.

Do you know the name of the first man? Adam. Eve is the first woman.


Pause.....Think

1. What all things will be there in a good garden?

.....

2. What do plants give us?

.....



Colour this picture

God placed them in the beautiful garden of Eden

In the Garden of Eden, Adam and Eve led a very happy life. But God asked them not to eat the fruit of the tree in the middle of the garden—the tree that gives knowledge of good and bad.

One day Satan, who is misleading everyone, came to Adam and Eve in the form of a snake and deceived them by his cunning words. Satan lied; he said if they eat the forbidden fruit, they will become like God.

Adam and Eve believed Satan's words and they ate the fruit. They disobeyed God. So God sent both of them out of the garden of Eden as a punishment for disobedience.

Let us answer

1. Who were the first parents?

.....

2. Which was the tree whose fruit was forbidden by God?

.....

3. Who is the one who tries to tempt and mislead us?

.....

4. What will happen if we do wrong?

.....


Let us Learn the Verse

1. In the beginning, God created theand the

Let us sing

Adamente Valiyappan
Hauva ente Valiyamma
Eden enna thottathil
Daivam avare parppichu
Kuttam cheytha nerathu
Daivam avare purathakki





Garden of Eden



Now, let us pray

Oh, God, who created us all, we thank you for this beautiful earth. We praise you for the sun, the moon, the rain and wind, flowers and all other creations. We praise you for the house we live in, our parents and loving friends.

Moral

We must obey our parents. We should not do anything which our parents don't want us to do. We must always praise and be thankful to God for creating us and for giving us all the good things of life.

Resolutions

We will obey God, our parents and teachers

Follow up reading

These Bible references are arranged for reading from Today (Sunday) evening to next Sunday morning. They are to be read at the time of family prayer in the morning and evening. For those children who can't read parents must read and give a brief explanation of the passage.

Day	Morning	Evening
Sunday	*	Psalms 8
Monday	Genesis 3:1-7	Genesis 3:8-14
Tuesday	Proverbs 6:20-23	1 Samuel 15:22
Wednesday	St. John 14:18-24	Proverbs 16:20-23
Thursday	1 John 5:1-4	Romans 5:19-21
Friday	Psalms 119:1-8	Ephesians 6:1-4
Saturday	Proverbs 23:22-26	Ezra 3:2-7
Sunday	Psalms 24	*



Lesson 2

The Boy Who Heard God's Call

(1 Samuel 3:1-12)

Central message: God is always with us. At times God may select people for a particular purpose.

Verse to be memorised: 1 Samuel 2:26. Now the boy Samuel continued to grow both in stature and in favour with the Lord and with the people.

What is this lesson about: Do you ever feel that God talks to you? This story tells us about a boy who heard God's voice.

Introduction

Once upon a time, there lived a couple called Hanna and Elkanah. They had no children. They prayed earnestly to God. God answered their prayer, and thus Samuel was born. This boy was brought to the church and his parents dedicated him to God and he stayed there with the priest Eli. While he was staying there, one day God called him. We are going to learn that story.

Lesson proper

One day, as usual, the priest Eli and the boy Samuel went to sleep after prayer and food. Then the Lord called: "Samuel". Samuel thought that Eli had called him and he ran to the priest and asked whether he had called him. But Eli answered, 'I didn't call you.' So Samuel went back to bed. When this happened for the third time, Eli realized that it was the Lord who was calling the boy. So he said to him, "Go back to bed; and if he was called again, he must say, 'Speak Lord, your servant is listening.' So Samuel went back to bed. The Lord called him again and he replied as directed by the priest.

The Lord informed Samuel that He was going to punish Eli's family as the priest's sons were doing evil and disobeying the will of God.

Samuel led a life of obedience to God and later he became a prophet of God.

Next Sunday, we shall perform this story as a skit.



Let us answer

1. Name the parents of the boy Samuel

.....

2. Where was this boy brought up?

.....

3. What is the name of the priest who brought up Samuel?

.....

Skit

Scene 1

(It is evening. The old priest Eli is sitting in his chair. The boy Samuel is cleaning a lamp)

Eli: Samuel, did you pour oil in the lamp?

Samuel: Yes, Sir, I did it before dusk and cleaned everything.

Eli: My son, God will bless you. You are obedient. I have two sons, but they are disobedient. I am getting old, what shall I tell my LORD? My God will show me a way.

Samuel: Sir, certainly God will show a way.

Eli: It is getting late, you may go and sleep.

(Samuel bows before the priest Eli and goes to sleep)

Scene-2

(The boy Samuel is lying asleep in the church. On the otherside, priest Eli is also seen lying down.)

A Sound: "Samuel", "Samuel?"

(Samuel rises up and runs to Eli)

Samuel; Father, Father, here I am, for you called me!


Eli: No, I didn't call you my son. May be a dream. Go and lie down.

(Samuel goes. After a while)

Again a calling sound: ("Samuel", "Samuel...")

(Samuel goes to Eli)





Boy Samuel besides Eli's bed

Samuel: Here I am; for you called me?

Eli: No my son, I didn't call you. You may have again dreamt.

(Again Samuel goes to sleep)

For the third time the call comes: "Samuel," "Samuel..."

(The boy goes to the priest for the third time)

(Eli thinks for a while and says to himself. 'Certainly Jehovah will be calling this boy')

Eli: Samuel, Son, you go and lie down. If you hear the call again, you reply. "Speak Lord, your servant is listening."

Samuel: Yes, father I shall reply that way. Let me go now.

(The boy goes to sleep for the third time)

Again the call: "Samuel," "Samuel?"

Samuel: (He rises up and kneels down with folded hands). Speak LORD—your servant is listening.

Sound: "I will punish Eli's sons who are leading a disobedient life."

Samuel lies down to sleep.

(Play ends)

(Later Samuel became a prophet of God.)

Let us write

1. Who are the main characters in this play?

.....

2. What are the qualities which you find in Samuel?

.....

3. How many times did Jehovah call Samuel?

.....

4. To whom did Samuel go when he heard the call?

.....

5. What did Samuel become later in life?

.....



Let us sing

(All the student should repeat this song, while teacher sang)

Kunje Kunje nadhan nin
Kaliyum chiryum kanunnu
Aruthaathathu nee cheythennal
Kandupidikkum Dhaivamathu
Annam thannu pottunna
Apathokke mattunna
Dushtanilninum rakshicha
Yesuvmoppam chernnidam

Let us pray

Oh God, please help us to hear your voice to lead a good life. Amen.

Moral

Children must depend up on God from their childhood; and should be willing to serve God.

Resolution

We will always love and obey God.

Follow up Reading for the week

Day	Morning	Evening
Sunday	*	1 Samuel 4:10-18
Monday	Genesis 3:8-18	1 Samuel 1:20-28
Tuesday	Psalms 119:9-16	Acts 16:25-34
Wednesday	St. John 11:38-44	St. Mark 11:22-26
Thursday	Psalm 71:5-15	St. Mark 10:13-16
Friday	Psalms 127	St. Matthew 18:1-5
Saturday	Proverbs 22:6-10	Proverbs 29:15-20
Sunday	Leviticus 19:32-37	*



Lesson 3

Moses-The baby who was pulled out of water

(Exodus 2)

Central message: God takes care of all.

Verse to be memorised: “Do not fear for I am with you.” (Isaiah 41:10)

Learning aids: (1) Picture of Pyramid to introduce Egypt. (2) Picture of Pharaoh, desert etc.

What is this lesson about: In olden times, it was a custom to keep slaves. Israelites had to live in Egypt as slaves. God sent Moses to rescue Israelites from Egypt. We are going to learn about the childhood days of Moses.

Introduction


Who brings up us children? When we are in danger, whom to shall we pray? We will pray to God. God will save us from dangers, won't he? When the baby Moses was in danger, God saved him. We are going to learn that story today.

Lesson proper

Moses was born for Hebrew (Israelite) parents. He had a sister Miriam and a brother Aaron. Pharaoh was the King of Egypt. As the population of Hebrews was increasing, the king was afraid and he ordered to kill all the baby boys of Hebrews soon after their birth.

When Moses was born, he was a beautiful baby and his mother hid him for three months. But when she could not hide him any longer, she took a basket made of reeds and covered it with tar to make it water tight. She put the baby in it and then placed it in the tall grass at the edge of river Nile. The baby's sister stood some distance away to see what would happen to him.





Baby Moses among reeds in the Niles; Miriam hides back
Daughter of Pharaoh sees the basket

When Pharaoh's daughter came to bathe in the river, she saw Moses and took him to the palace and he was brought up in the palace.

God made Moses save the Israelites from their hardships in Egypt.

Let us write

1. Why was Moses put in water?

.....

2. Who pulled him out of water and brought him up?

.....

3. What was the name of Moses brother?

.....

4. What was the name of Mose's sister?

.....

Let us sing

Niranirayay Aniyaniyay
Pokuvathenthanu?
Koonanurumbukal Pakshikoottavum
Kaattanakalum Govinnirayum
Vazhipolozhukum Puzhakalumane
Ee nirayellam Kaatteetunnoru Sandhesam
Anusaranam
Jagaranam
Snehavumanathre.

Let Us pray

Loving Jesus, give us the good will to obey your commandments as Moses did and to help those who are facing hardships.

Resolution

We will love our fellowbeings.
We will do everything trusting in God's grace.



Follow up reading

Day	Morning	Evening
Sunday	*	Exodus 12:37-42
Monday	Psalms 20	Exodus 33:17-23
Tuesday	Psalms 145:17-21	1 John 4:16-20
Wednesday	Denteronomy 6:4-10	Psalms 130
Thursday	Ephesians 4:2-7	St. Matthew 18:23-35
Friday	St. Luke 6:12-19	Eroodus 3:1-5
Saturday	Psalms 37:5-11	St. Mark 9:2-8
Sunday	St. Luke 11:1-4	*



Lesson 4

Prayer of a God-fearing person

(2 Kings 5)

Central message: We receive God's Blessings by the prayers of Holy men only.

Verse to be memorised: The Lord is my Shepherd. (Psalms 23:1).

Learning aids: 1) The pictures of kings. 2) The picture of Naaman going down to the Jordan.

What is this lesson about: This lesson is about the incident in which Naaman, the commander of the Syrian King was cured of Leprosy (the dreaded skin disease) by Elisha, a saintly person in Israel.

Introduction

Long ago, leprosy was a dreaded skin disease. People were afraid of going near lepers. We know from the Bible that Jesus had cured lepers. Similarly, a Divine man named Elisha cured a leper by the power of God. Today we are going to present that incident in the form of a skit.

Lesson proper

We are going to enact a play which deals with a miracle that happened by the prayer of Prophet Elisha.

Skit

Scene-1

Characters

Naaman

Naaman's wife

Little servant girl

King of Syria, King of Israel

Gehazi



(Even though Prophet Elisha is the main character he doesn't appear on stage)

(A room in Naaman's house)

(Naaman was the commander of the Syrian army. But he was a leper. Naaman's wife is sitting gloomy)

Naaman's wife: Who is there?

A Servant (enters): What, mistress?

N's wife: Please tell that captive little girl from Israel to come here.

Servant: Yes my mistress. (goes back)

(The girl enters)

Little girl: Did you call me, mistress?

Mistress: Have you prepared medicines for you master?

Little girl: Yes mistress, everything is ready.

Mistress: Oh, What shall we do? Even if we do everything, nothing good will happen. None of these medicines could cure him, because it is leprosy!! Oh, What can we say, it is God's will.

Little girl: Mistress...

Mistress: What?

Little girl: Shall I tell you something! In my place, there is a divine person who is a prophet. If my master had gone to him, he would certainly be cured.

Mistress (in surprise): Oh! Is there such a man in Israel? Then why don't we try it. I shall tell my husband now itself. You please go in. (The little girl goes)

(Now Naaman comes in)

Naaman: What are you thinking so deeply?

Wife: See, our Isrelite captive girl, told me something.

NaamanL: What did she say?

Wife: She says that there is a Prophet in her place, who is capable of doing miracles and if you go there, you will be cured.

Naaman: Will it be good? Do you believe?

Wife: Ay, Why don't we try?

Naaman: Okay! I shall go tomorrow itself after getting a letter from our king.

Wife: Won't you take some gifts, when you go to visit the prophet.

Naaman: Sure! I shall take silver, gold and clothes as much as needed.

(Both of them leave)

Scene 2

(Palace of king of Israel. The king is sitting on the throne. A servant stands beside him. Naaman gets in and bows the king)

King: Who are you? What do you want?

Naaman: My Lord, I am Namman, Commander of the Syrian King. I came with a letter from him.

(Hands over the letter to the king. The King opens and reads it)

King (Stands up with rage): Your king asks me to cure your skin disease. Am I god to cure you? Is he trying to find out a cause to wage war against us?

(King tears his clothes in rage)

(The same scene. The king lounges.

Gehazi, the servant of Prophet Elisha enters)

King: Who are you? What is your purpose?

Gehazi: Me... Servant of Prophet Elisha. My master sent me as he had known that you tore your clothes in rage. Let Naaman, the leper go to my master. He will know that there is a prophet of God in Israel.

King: (looks at Gehazi and becomes cool after a while) Oh, if it is so, go to your master along with Naaman.

Gehazi: Yes, my Lord (Bows the king and leaves)

Scene 3

(House of Elisha. Gehazi is there. Naaman enters with his servant)

Gehazi: Oh, you came: Please wait here for a while. I shall come back after informing my master (Gehazi goes inside and then comes back)

Gehazi: (To Naaman) My master asks you to go and dip yourself seven times in the river Jordan. Then you will be cured.

Naaman: What? Will I be cured by washing myself in water? There are so many rivers in my place. Oh, I won't do this.

Servant who came with Naaman: Please don't say like that. The Prophet has asked to do a simple thing. Please do it and be cured. Let us go together.

(Naaman and his servant leave).

Scene 4

(House of Elisha)

(Naaman and his servant come back. Naaman is very happy. He is completely cured)

Naaman: (With great joy, stretches hands). I have been cured... I have been cured.
(Raises hands). I do believe that there is no God other than the God of Israel.
Praise be to the Lord... Praise be to the Lord...)

(Curtain)

Play ends

Activities


1. Watch the drama being played by senior students.
2. Tell the story of the drama to your parents and friends.
3. Pray for those who are ill.
4. Pray for the lepers all over the world and the institutions which look after those who are ill.

Let us answer the questions

1. Who are the characters in this drama?
.....
2. Who was Naaman? What was the disease he was suffering from?
.....
3. What is the name of the Prophet of Israel?
.....
4. In which river was Naaman asked to wash himself? How many times?
.....
5. What did Naaman say after getting cured?
.....

Let us sing

Karuthunnavan Njanallayo
Kalangunnathethinu Nee
Kannuneerinte Thazhvarayil
Kaividukayilla Njan Ninne (2)
Ente Mahathuam kanuka nee
Ente Kaiyil tharika ninne
Ente Sakthi Njan ninnil pakarnnu
Ennum nadathidum krupayil (2)



Naaman dips himself in the river

Let us pray

Loving God, we praise you for the cure Naaman got through Elishah.
Please heal and console all who are suffering from illness. Amen.

Moral

Nothing is impossible for God.

Resolution

We will also depend upon God for everthing in our life.

Follow up reading

Day	Morning	Evening
Sunday	*	James 5:13-16
Monday	Psalms 10:1-2	St. Luke 9:1-2
Tuesday	Psalms 6:2	Psalms 138:6-8
Wednesday	Psalms 103:1-3	St. Luke 5:18-26
Thursday	St. John 9:1-11	Psalms 23:4
Friday	Psalms 34:4-6	St. Luke 7:11-15
Saturday	Psalms 116:1-5	1 kings 17:17-24
Sunday	Psalms 40:1-3	*



Lesson 5

The Prophet and the Raven

(1 kings 17: 1-6)

Central message: God helps us in our needs.

Verse to be memorised: (Psalms 34:10). The young lions suffer want and hunger, but those who seek the LORD lack no good thing.

Learning aids: 1) Picture of a dry desert. 2) Picture of a raven.

What is this lesson about: Continuous rains cause landslide and a lot of destruction to houses and agriculture. Many people lose their houses and they need immediate help. Individuals, govt., churches and organisations come forward to help these people in distress. Food packets, clothes, provisions etc are supplied to them. In the same way, people suffer a lot in times of famine. This is the story of Elijah, the servant and prophet of God who was miraculously fed by God during a season of famine.


Introduction

Haven't you seen poor people living in small huts on the roadside, or Don't you feel that we should take care of them and help them? If there are some pupils in your class without books or pen or pencil, will you feel like helping them? Let us read a Bible story which tells us how God miraculously uses a raven to feed a prophet who was hungry during a season of famine.

Lesson proper

Who is a prophet? A prophet is a person appointed by God to receive messages from God and pass it on to people. Prophet Elijah lived in difficult times. King Ahab of Israel disobeyed God and did what was displeasing to God. Therefore God decided to punish the king and his kingdom. God spoke through Prophet Elijah that there would be no rains in the country for three years. Lack of rains would result in famine, destruction of agricultural crops. The prophet was sure that the king would





The raven giving bread to Elijah

be furious when he heard this prophecy. When the king heard this message, he was angry and wanted to kill the Prophet. The prophet left the palace in a hurry and on his way he received a message from God. "You go and hide yourself in the brook at Kereeth to the east of river Jordan. You can drink from the spring. I have arranged for a raven to give you bread everyday." Prophet Elijah did as God had commanded. The raven brought him bread and meat every morning and every evening and he drank of the brook. Look, How wonderful is God's care for his people!

Let us answer the questions

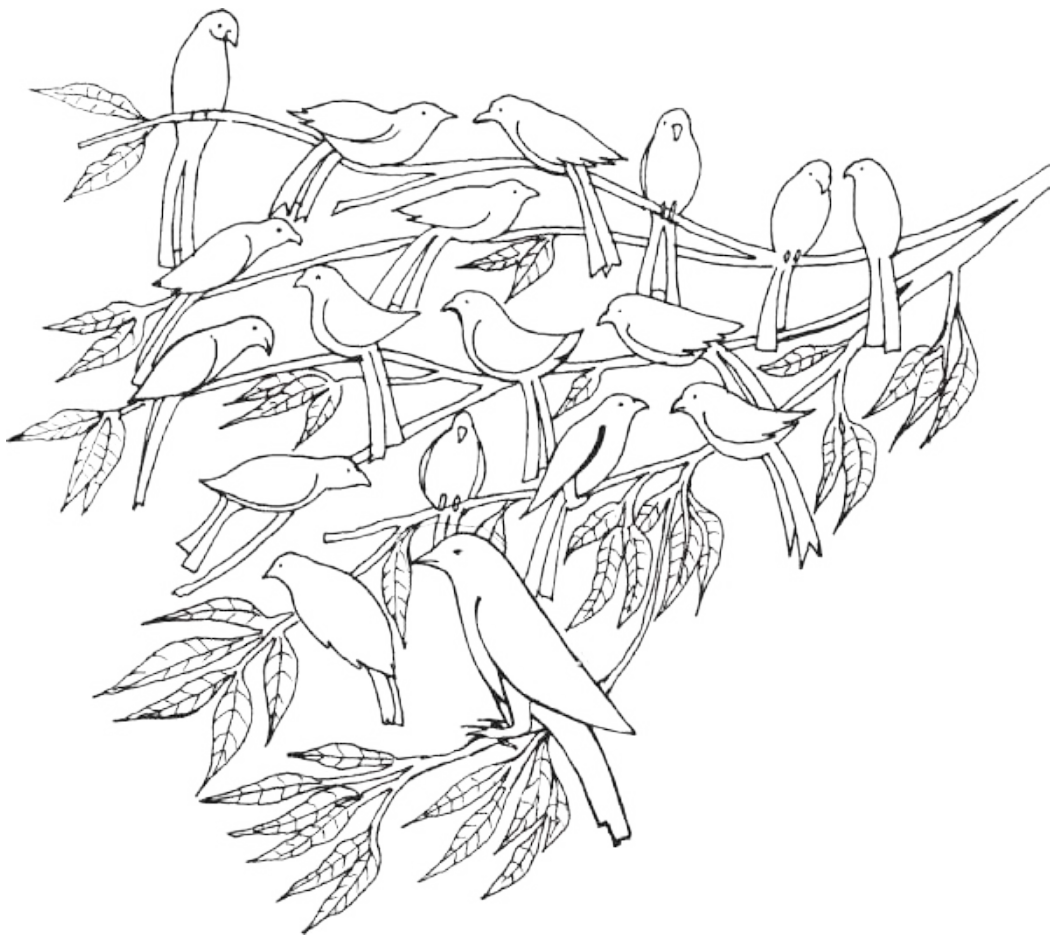
1. The name of the prophet in this story is
.....
2. The raven gave the Prophet
.....and.....
3. Those who God lack nothing.
4. Where did the Prophet hide him-
self?.....
5. What was the name of the
king?.....
6. How did Elijah get his food?
.....

Let us sing

Enikkayi karuthamennurachavane
Enikkottum bhayamilla ninachidumpol
Enikkaye karuthuvanihathilille-Onnum
Chumathunnen bharamellam ninte chumalil
Bhashanamillathe vadikkuzhanjeedumpol
Bhashanavumaye kakanente arikil varum
Appavumirachi eva karathil tharum
Jeeva Uravayin thodenikku dhaham theerthidum

Let us pray

God, we thank you for giving us food everyday and loving us. Give us the good will to help those who are in distress.



Colour the picture

Moral

God cares for and protects his devotees.

Resolution

We will do God's will and grow as God's children.

Follow up reading

Day	Morning	Evening
Sunday	*	1 kings 17:2-7
Monday	Psalms 4:3-8	1 kings 17:8-16
Tuesday	Psalms 31:23-24	1 Kings 17:17-24
Wednesday	Philippians 4:4-7	1 kings 19:1-8
Thursday	Psalm 20:1-5	1 kings 19:9-15
Friday	Philippians 4:11-13	Proverbs 24:19-22
Saturday	1 Thesselonians 5:15-22	St. Matthew 15:21-28
Sunday	Psalms 128	*



Lesson 6

The Hebrew Youth who became the Governor

(Genesis 37; 39-45)

Central message : When we face difficulties in life, we must depend upon God.
Everything will turn out to be good.

Verse to be memorised : “How very good and pleasant it is when kindred live together in unity.” (Psalms 133:1)

Learning aids : The Holy Bible, Pictures showing scenes of slavery, Pictures showing the appearance of the king and governor of Egypt.

What is this lesson about : Some children lack qualities like love towards siblings, respect to parents etc. Whatever wrong others do to us must be forgiven in the name of God. We are going to learn the story of such a good boy, who is a model for all.

Introduction

Don't you have brothers and sisters? “My father gave a beautiful gift to my younger brother.” “My mother loves my elder sister more than me.” Some children think like this. But if such jealousy exceeds the limit, it is dangerous. Some children hate and become aggressive towards others due to jealousy. But God's children live by depending upon God even while they face difficulties in life. We are going to learn the story of a boy who tolerated the oppression and cruelty of his brothers without complaint and hate. (Genesis chapters 37, 39-45)

Lesson proper

Abraham Isaac and Jacob were heads of their tribe, so we read the Bible. Jacob had twelve sons. Jacob loved his eleventh son Joseph more than others. He made a beautiful robe with full sleeves for him. Joseph was able to interpret dreams. For all these, his brothers became jealous of him. They threw him in to the well in the wilderness which was dry. Their father didn't know this. And later he was sold to Ishmaelites who were travelling to Egypt. The trader sold Joseph to Potiphar, one of



the Egyptian king's officers. Joseph was successful in everything he did. But he was falsely accused by Potiphar's wife and was sent to prison. There also the LORD was with him. He could interpret the dream of king Pharaoh. He became governor at the age of 30 and he ruled the country successfully.

Pause... Think...

1. How many sons had Jacob?
.....
2. What is the name of the son of Jacob who could interpret dreams?
.....
3. What was the order of Joseph's birth?
.....


Joseph knew about the famine that was going to come in the country and he collected food for the years of famine. When there was famine, Joseph's brothers came to Egypt to buy food grains. Joseph recognised them. Eventhough they had done wrong to Joseph, he forgave them their cruel deeds. He brought his father and all the family members to Egypt and they all lived there happily.

Fill in

1. In Egypt, Joseph was a servant in 's house for the first time.
2. was the title of the king of Egypt.
3. Joseph became of that country.

Let us do

1. Enact the scene about the meeting of Joseph and his brothers.
2. Number the incidents that happened in Joseph's life in the right order.
 - Governor of Pharaoh
 - In the prison of Egypt
 - Boy Joseph



Joseph before his brothers in official dress

- Brothers
- Being taken as a captive
- Brothers throw Joseph into a dry well

Let us sing

Christhiya jeevitham Soubhagyajeevitham
 Karthavin kunjungalkanantha dhayakam
 Kashtangal vannalum nashtangal vannalum
 Christhesu nayakan koottaliyane...

Lokathin thangukal neengippoyeedumpol
 Lokakkarellarum kaivedinjeedumpol
 Swantha sahotharar thalikkalayumpol
 Yousephin Daivamen koottaliyane...

Let us pray

Lord give us the patience and forgive others who do us wrong. Teach us to love others as you loved us. Amen.

Moral


God will never forsake his devotees. When they call Him earnestly, He will save them from their troubles.

Resolution

We will always keep love and affection towards all.

Follow up reading

Day	Morning	Evening
Sunday	*	Genesis 37:1-5
Monday	Psalms 133	Genesis 37:18-29
Tuesday	Acts 3:1-10	Genesis 46:1-7
Wednesday	Psalms 92:12-14	Acts 9:1-9
Thursday	Proverbs 27:8-10	St. John 1:32-34
Friday	St. Luke 18:18-24	St. Luke 18:11-20
Saturday	Psalms 37:1-5	St. Luke 15:21-32
Sunday	Proverbs 17:17-22	*



Colour the picture

Lesson 7

Daniel in the Lions Den

(Daniel 6)

Central message: Fasting, Prayer and Vigil will transform us and fill us with the love of God.

Verse to be memorised: God is our refuge and strength a very present help in trouble.
(Psalm 46:1)

What is this lesson about: In a crisis situation, God will help those who call up on him sincerely and consistently. Daniel was a person who was truly devoted to God and prayed to God everyday. The king had put Daniel in the lion's den unjustifiably. God saved Daniel. He was rescued miraculously from the lion's den by God. We are going to read the story of Daniel today.

Introduction

When we face dangers or suffer ailments or pain, we must pray to God and God will shower his mercy up on us. In the same way, when anyone of us is in difficulty, we should be ready to help that person, shouldn't we? Today we are going to read the story of a person who was saved from a great danger through the intervention of God.

Lesson proper

Nebuchadnezzar, King of Babylon attacked Jerusalem and captured the city. From among the captives he selected four young bright Jewish youth and took them to his palace. One of them was named Daniel. In the palace he was given the name Balthesazzar. The king assigned them simple works to do. Daniel was very devoted to God and he was extremely intelligent and good natured. He never ate from the king's table and avoided drinking wine. However he was healthier and much brighter than others who ate from the king's table. Daniel ate only vegetarian food and looked more handsome than all others. Once the king had some dreams and visions in the night. By the grace of God, Daniel could interpret and give correct meaning of the dream and visions. Hence the magicians learned people in the



Daniel with lions in the cave

palace became jealous of Daniel. They wanted to destroy Daniel. They knew that everyday Daniel prayed to God only. Hence they approached the king and made him issue an order that all the people of the land should respect, worship and pray to the king only and not to any other God. The order was signed and sealed by the king. Actually this was a trap to catch Daniel. He was arrested since he worshipped and prayed only to God and never to the king. Thus as per king's order, Daniel was thrown into lion's den.

Thrown into the lion's den, Daniel worshipped and prayed to God in a loud voice. God closed the mouths of lions and Daniel was not even touched by the lions. He came out hail and healthy.

Now let us do as follows

1. Let us observe fasting and lent as ordained by the church.
2. Vegetarian food can keep us healthy. Let us also resolve to feed the poor and hungry during the days of lent and fasting.


Let us find out

(Put '☑' mark against right answers and 'x' mark against wrong answers)

1. Daniel was called Shadrach by the king of Babylon
2. Daniel could interpret the king's dreams and visions
3. The learned people in the palace loved and respected Daniel
4. God rescued Daniel from the lions' den

Let us answer the questions

1. Which king did capture Jerusalem?
.....
2. Did the boys worship the king?
.....
3. What was the punishment to Daniel?
.....



Picture to be completed by joining the dots

Let us sing

Christhiya jeevitham Soubhagyajeevitham
Karthavin kunjungalkanantha dayakam
Kashtangal vannalum nashtangal vannalum
Christhesu nayakan koottaliyane...

Anthakaram bhoovil vyaparicheedumpol
Rajakkal nethakkal Sathrukkalakupol
Agnikundathilum Simhakkuzhiyilum
Danielin Dhaivamen koottaliyane...

Let us pray

Our heavenly father, save us from dangers and difficult situations. Help us to go to church regularly and attend the divine services. Amen.

Moral

Never forget God even if we face difficulties. Never allow play activities and watching TV to stand in the way of going to church on Sundays.

Resolution

We will attend Sunday School and Church Worship regularly.

Follow up reading

Day	Morning	Evening
Sunday	*	Daniel 1:17
Monday	Daniel 1:18	Psalms 91:1-6
Tuesday	Daniel 3:14-27	Proverbs 15:1-4
Wednesday	Daniel 6:19-23	Exodus 20:8-11
Thursday	James 5:13-16	Psalms 119:105-112
Friday	Psalms 127	Proverbs 22:6-12
Saturday	St. Mark 12:33-34	St. John 15:10-14
Sunday	St. Luke 11:9-13	*



Lesson 8

Christmas-Birth of Jesus

(St. Matthew 2:1-12)

Central message: God became man to save humanity

Verse to be memorised: “Glory to God in the highest heaven and on earth peace among these whom he favour” (St. Luke 2:14)

Learning aids: 1) Picture showing Star, Crib, Shepherds, Holy family etc. 2) Model of a crib.

What is this lesson about: Jesus is the son of God who came to earth as man to redeem us sinners. The birth of Jesus was miraculous. This lesson deals with that miraculous incident.

Introduction

When a child is about to be born, mothers will go to hospital. In houses cradle, baby frocks etc. will be ready for the arrival of the baby. Everyone will be in jovial mood, won't they? But at the birth of Jesus no such facilities were available. What was the real situation in Jerusalem, when Jesus was born? Don't you want to know it? Let us read about the birth of Jesus Christ.

Lesson proper

(St. Matthew 2:1-12; St. Luke 2:1-20). Christmas is the festival of the birth of Jesus. What all arrangements will be made for Christmas? Carol singers will come singing to our houses. What do they announce through these songs?

Let us try a song

Pulkudilil kalthottilil
Mariyathin pon makanaye
Pandorunal Daivasudhan
Pirannathinnormadinam.

The carol groups come to our houses to announce the birth of Jesus as the angels announced the same to the Shepherds. Who were out in the field.

Jesus was born in a manger in Bethlehem. There was no hospital or cradle or even woolen blankets. His mother Mary wrapped the baby in old clothes and laid





Colour the picture



Birth of Jesus in a manger, Shepherds visit, The star is also seen

him in the manger on a bed made of dry grass. God selected the most humble place for the birth of his son. At this time an angel from heaven suddenly appeared in the air and announced the birth of Jesus to the shepherds who were in that part of the country, spending the night in the fields. Suddenly a great army of heaven's angels appeared with the angel and sang praises to God. The song is there in the Bible.

“Glory to God in the highest Heaven, and peace on earth to those with whom he is pleased.”

A star rose up in the sky and shone brightly as a sign of the birth of Jesus. The Shepherds were the first to visit baby Jesus as per the announcement of the angels. The holy birth of Jesus is a great joy for all the people. Today we celebrate that day as Christmas.

Let us write

Put ‘’ mark against right answers and ‘x’ mark against wrong ones.

1. Christmas is the birth day of Jesus Christ
2. Martha is mother of Jesus.
3. Jesus was born in a castle.
4. The shepherds were the first to visit baby Jesus.

Let us answer the questions

1. Name the town where Jesus was born.
.....
2. What is the most valuable gift that God give to this world?
.....
3. Who came to see the baby first?
.....

Match the following (Join the columns)

- | | | |
|---|--------------------------|---------------------------------|
| 1. Virgin | <input type="checkbox"/> | <input type="checkbox"/> Jesus |
| 2. Guide | <input type="checkbox"/> | <input type="checkbox"/> angels |
| 3. Herod | <input type="checkbox"/> | <input type="checkbox"/> Mary |
| 4. Manger | <input type="checkbox"/> | <input type="checkbox"/> Star |
| 5. First to announce the birth of Jesus | <input type="checkbox"/> | <input type="checkbox"/> king |



Let us do
Learn Christmas Carols. Preapare a Tableau.

Let us sing
Daivam pirakkunnu
Manushyanaye Bethlahemil
Manju peyyunna malamadakkil
Haleluyya-Haleluyya
Haleluyya-Haleluyya
Mannilum Vinnilum mandhahasam choriyum
Madhuramanohara ganam (2)
Pathiravil manjetteeranai
Parinte nadhan pirakkukayayi (2)
Paadiyarkoo...veena meettu...
Dhaivathin dasare onnucheru.

Let us pray
Loving Father, we praise you for giving Jesus as our saviour. Please help us to sing praises to baby Jesus like the angels and the shepherds. Amen.

Moral

God loves us so much. Hence He sent Jesus to the world for us.

Resolution

We will practice simple life by discarding luxuries.

Follow up reading

Day	Morning	Evening
Sunday	*	St. Luke 2:1-7
Monday	Isaiah 9:6-7	St. Luke 2:8-14
Tuesday	St. Matthew 2:1-6	St. Luke 2:15-20
Wednesday	St. Matthew 2:7-12	Psalms 41:1-5
Thursday	Proverbs 20:17	St. John 11:17
Friday	St. Matthew 8:1-4	St. Matthew 6:16-18
Saturday	St. Matthew 2:13-15	St. Luke 2:41:52
Sunday	Proverbs 25:21-28	*



Lesson 9

A boy makes a donation

(St. John 6:1-14)

Central message: God needs our co-operation in doing good things

Verse to be memorised: “Each of you must give as you have made up your mind, not reluctantly or under compulsion for God loves a cheerful giver.”
(2 Corinthians 9:7)

Learning aids: The holy Bible, A picture showing Jesus and the crowd.

What is this lesson about: It is Christian nature to help the needy. Sometimes God uses us to help others. This story tells us how God miraculously fed a big crowd by increasing few loaves of bread offered by a boy.


Introduction

We take food packets when we go for pleasure trips, don't we? Once, the people who gathered to listen to Jesus didn't carry food with them. But Jesus could give food to the thousands who came to him. Let us see how it all happened.

Lesson proper

Wherever Jesus went, thousands of people gathered to listen to the words of Jesus. At one time people stayed with Jesus continuous for three days in an open, desolate place. All of them were very much tired and hungry. He knew this and wanted to give them food. His disciple Andrew had found out a boy who had five loaves of bread and two fishes with him. It was given by his mother for him to eat on the way. He handed over all those to Jesus joyfully. Jesus took the loaves and fishes, gave thanks to God and distributed them to the people who were sitting on the grass. It was a miracle. The loaves and fishes kept on increasing. All of them ate as much as they wanted. They were some five thousand men. His disciples filled twelve baskets with the pieces left over and all the people wondered how this happened in a desert!




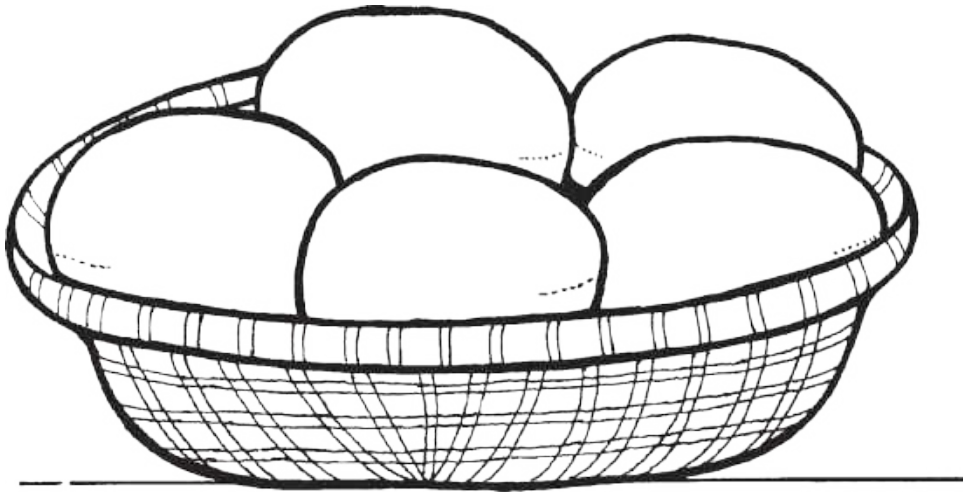


The boy with food packets before Jesus

See, how much joyful would have been the boy who gave five loaves and two fishes to Jesus.

Let us do these activities

1. Arrange food for orphans on special days.
2. Distribute your storybooks to those children who are too poor to buy them.



Colour the picture

Fill in the blanks

1. Who donated loaves of bread and fish to Jesus?.....
2. Howmany loaves and fish were with the boy?
loaves fish

Let us write

1. How many days did the crowd spend in the desert listening to the words of Jesus?
.....
2. Who found out the boy with bread and fishes?
.....
3. How many baskets of loaves were left over?
.....

Let us sing

Ennethanne sannidhiyil
Kazhchayanappanum nadha
Enne ninakku sugandhamathai
Arppippanum krupacheika.
Athmasareera manasukalam
Ennude thirumul kazhchakale
Thathasuthaswasapradhane
Anpodu kaikkondeedaname.

Let us pray

Oh Jesus, who distributed food for the hungry, teach us to feed the hungry and help the poor.

Moral

If we dedicate ourselves and what little we have to God, He will do wonderful things

Resolution

We will share with others especially the poor what we have.



Follow up reading

Day	Morning	Evening
Sunday	*	St. John 6:1-14
Monday	St. Luke 15:8-10	St. Matthew 14:13-21
Tuesday	St. Mark 1:16-20	St. Mark. 6:32-44
Wednesday	Psalms 119:105-112	St. Luke 9:28-36
Thursday	Psalms 117	St. Mark 3:13-19
Friday	St. Luke 15:1-7	Proverbs 30:17-18
Saturday	Psalms 118:8-10	1 Corinthians 16:13-14
Sunday	1 Corinthians 11:27-31	*



Lesson 10

“Son of David, Have Mercy on me”

(St. Mark 10:46-52)

Central message: God loves all of us irrespective of our abilities or disabilities.

Verse to be memorised: ‘I am the Light of the world.’ (St. John 8:12)

What is this lesson about: Jesus listens to those who call upon him. He comes to us when there is nobody to help us. He will help us. This idea is conveyed through this lesson.

Introduction


All of you close your eyes. Can you see anything? You can't see anything around your friends, the teacher, your books or anything else. How much difficult will it be? Then what will be the condition if one is not able to see at all?

We call such a person, “blind.” Today we are going to read a story where Jesus heals a blind man.

Lesson proper

(St. Mark 10:46-52). One day Jesus and his disciples were travelling along the town of Jericho. A blind men was sitting, begging on the roadside. Haven't you seen such people? His name was Bartimaeus. He came to know that Jesus was in the crowd going along the road. He shouted, “Jesus, Son of David, have mercy on me.” Many of the people scolded him and told him to be quiet, but he shouted even more loudly, “Son of David, have mercy on me.” Jesus heard this, stopped there and called him. He jumped up and came to Jesus and requested Jesus to give him eye right. Jesus healed and blessed him. Now he could see Jesus, and the crowd! He was much excited. He praised God and followed Jesus on the way.





Jesus heals the blind man

Let us answer the questions

1. What was the name of the blindman who was sitting on the roadside?
.....
2. What was his prayer to Jesus?
.....
3. How did Jesus help him?
.....
4. What did Bartimeus do when he was healed and got eyesight?
.....

Underline the right answer given in brackets

1. Bartimeus hadJesus
(hate for, doubts about, faith in)
2. We must try tothe handicapped people.
(criticise, help, avoid)

Activities

1. Bartimeus prayed, "Son of David have mercy on me. This is the meaning of our prayer 'Kurielaison.' Say this prayer aloud three times.
2. Encourage your parents to help the beggars and the helpless people.
3. Dramatise the conversation between Jesus and Bartimeus in your classroom.

Let us pray

Oh Jesus who healed Bartimeus and gave him eyesight, please heal the sick. Give us the good will to help the sick and the weak people.

Let us sing

Sreeyesunamam athisaya namam
Ezhayenikkimpa namam
Bhoothabhadhitharkkum nanavyadhikkarkkum
Mochanam kodukkum namam
Kurudarkkum mudantharkkum
Kushtarogikalkkumellam
Viduthalum nalkum namam.



Moral

Bartimaeus had strong faith even though he was blind. If we tell our needs to Jesus with full faith Jesus will certainly help us.

Resolution

We will say the prayer 'Kurielaison' continuously

Follow up reading

Day	Morning	Evening
Sunday	*	St. Mark 10:46-52
Monday	Psalms 67	St. Matthew 20:29-34
Tuesday	Proverbs 25:21-22	St. Luke 18:35-43
Wednesday	Psalms 24:6	St. Matthew 9:27-31
Thursday	Psalms 100	St. Luke 17:11-19
Friday	Proverbs 6:6-11	St. Matthew 6:9-15
Saturday	Psalms 23	St. Matthew 7:7-11
Sunday	Proverbs 7:1-4	*



Unit 2

Prayer



Lesson 11

Come, Let us Pray

Central message : All of us should make the sign of the cross and pray everyday regularly.

Verse to be memorised : Pray without ceasing (1 Tess. 5:17)

Learning aids : 1) Picture of kid praying, 2) Picture of church where people are seen praying.

What is this lesson about : This lesson tells us how we should pray and about the good results of prayer.

Introduction

Teacher shows a picture and tells “What do you see in this picture?” (A kid is praying). We see a kid who is praying in the morning and evening. Do you pray regularly in the morning and evening! Let us pray everyday. Do you like to pray? Get ready for a prayer. We shall say a simple prayer.

Lesson proper

Teacher: Let us all stand with folded hands for a little while. Now we are in the presence of God. Let us close our eyes and pray to God.

“Lord have mercy on me.” (Kurielaison)

(Three times)

Now let us open our eyes. Sit down.

Joel, a nursery school child on returning home from school told his dad.



“Daddy, I don’t understand what is being taught in my school.” Dad patiently listened to him and lovingly said, “Come, let us pray to God. God will bless you.” Both of them came to the place where they usually gathered for prayer, and prayed to God. The child felt much relieved. From that day on, when his family came together for prayer in the morning and evening, they all prayed God to bless Joel get better in his studies. Joel also worked hard. He concentrated much in his studies and attended the classes with a lot of interest. God blessed him with good memory power. Thus he surrendered to God and he improved a lot in his studies and he became a bright student.

See, the blessings a boy got through prayer!

Have you ever faced such difficult situations at home or in school?

Like Joel, God shall listen to our prayers and help us if we are sincere in asking.

In our homes we talk to each other, don’t we? When we are hungry we ask mummy to give us food. When we need food, toys or anything else, don’t we ask our dad, mummy or grandpa for it? Yes we do.

In the same way, God is always ready to listen to our prayers and answer them. God is the one who blesses us. and we must thank God for his blessings.

Sometimes God may not give us some of the gifts we ask for, because we may not really need it or they may be harmful to us.

Activities

1. Stand with folded hands as in prayer.
2. Teacher and pupils pray together for a person in difficulty. Try to help him.
3. Pray regularly in the morning and evening with your family members.
4. Always pray ‘Lord, have mercy on me,’ and Kurielaison.

Let us sing

Dhavathinte paithal njan


Swargarajyam entethe... padum njan...

Let us pray

Lord, come and reside in our hearts. Lord save us and have mercy on us.



See the picture below...
What are the messages we get from this?



Resolution

We will make the sign of the cross and pray every morning and evening regularly.

Follow up reading

Day	Morning	Evening
Sunday	*	Psalms 145:17-21
Monday	St. Matthew 6:5-15	St. Mark 1:32-39
Tuesday	Psalms 61:1-8	Psalms 33:1-6
Wednesday	St. John 14:12-16	St. Luke 6:12-13
Thursday	St. James 5:13-18	Psalms 34:1-10
Friday	St. Mark 11:20-26	St. Matthew 21:18-22
Saturday	St. Matthew 7:7-12	Psalms 9:1-2
Sunday	Psalms 63:1-11	*



Lesson 12

“When we pray”

Central message : We all must stand up, make the sign of the cross, prostrate and pray.

Verse to be memorised : “O give thanks to the LORD, for he is good his steadfast love endures for ever.” (Psalm 118:1)

Learning aids : 1) Picture of Jesus praying at Gethsemon, 2) Some other pictures where we see people praying.

What is this lesson about : This lesson deals with the different aspects of prayer. How shall we pray in the right manner? How shall we make the sign of the cross and prostrate? Why should we make the sign and prostrate etc.

Introduction

Why do we pray?

How often shall we pray?

Do you pray regularly in the evening and morning?

Don't you have an intimacy with God through prayer?

Today we are going to learn, 'how should we pray in the right manner?'

Lesson proper

In the last lesson we learned about the blessings which we receive through prayer. Haven't you noticed the picture of a boy standing in prayer? When you pray at home, do you stand and pray?

Yes, we must stand when we pray because we are standing before God, who is Holy great and adorable.

When we pray we make the sign of the cross and prostrate. Do you know how to make the sign of the cross? This is how we make the sign of the cross when we pray (Tr. demonstrates)

We bring together the thumb, index finger and the middle finger of the right hand and place it on the forehead and then move it to the middle of the chest then, from there to the left shoulder and ends at the right shoulder.



Now children, follow the teacher and make the sign of the cross on themselves.

We make the sign of the cross on our body since our Saviour Jesus Christ died on the cross for our sake; and the Cross is the sign of victory over evil.

We make the sign of the cross on various occasions. We must make the sign of the cross when we get up in the morning, when we go to bed at night, when we start for school, when we enter the church etc.

Let us learn to prostrate

During the Passion Week and especially on Good Friday we prostrate several times during the worship, don't we? We read in the Bible that men of God like Daniel prostrated before God at the time of prayer (Daniel 6:10). Don't you know that we make the sign of the cross and prostrate when we say. Thou, Crucified for us, have mercy on us, in our Kauma.

Let us see how we prostrate (Teacher demonstrates).

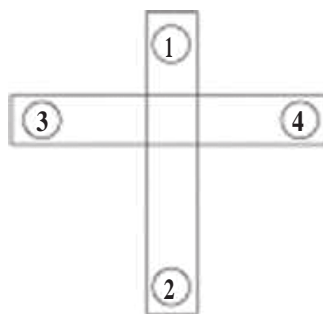
Teacher: "When we prostrate, our forehead, palms and knees touch the earth. Here, we kneel down, prostrate and kiss the feet of our Lord."


Students follow the teacher and prostrate several times saying the Kauma, "Holy art Thou, O God..."

When we pray we come away from all other activities and reverentially focus our attention on our prayer only. We must switch off mobile phone and T.V. We must keep ourselves disciplined with due respect to God. Won't you do all these when you pray? May the Lord help you to do so!

Activities

1. Make the sign of the cross, prostrate.
2. Join the circles 1 and 2 with a straight line. Also join the circles 3 and 4 in the same way to form a cross.





Colour the picture
Jesus Christ prays at Gethsamane

Let us sing
Jesus my Lord
Jesus my Lord
I adore you, Lord!
I adore your Cross!

Let us pray
Oh! merciful God, have mercy upon us. Please help us and guide us in our paths. Help us and give us the strength to pray every day. Amen.

Resolution

We will pray every morning and evening making the sign of the cross and prostration. We will develop the habit of reciting short prayers. (eg. Lord have mercy on us)

Follow up reading

Day	Morning	Evening
Sunday	*	Psalms 17:1
Monday	Psalms 55:17	St. Luke 24:52,53
Tuesday	Psalms 5:2	Psalms 42:8
Wednesday	Psalms 63:1-6	St. Luke 9:18,28,29
Thursday	Psalms 5:3	Psalms 34:4-6,17
Friday	Psalms 55:1	St. John 14:14
Saturday	St. Matthew 6:6	Psalms 69:30-33; St. John 4:20-24
Sunday	St. John 11:40-43	*



Lesson 13

The Lord's Prayer and other short prayers

Central message : We must say regularly the prayer which Jesus taught his disciples..

Verse to be memorised : God, be merciful to me, a sinner (St. Luke 18:13).

What is this lesson about : In this lesson we practice saying the Lord's prayer and other short prayers.

Introduction


In the last lesson we learned that we must pray regularly in the morning and evening and we learned also to make the sign of the cross and to prostrate. Today we are going to learn the Lord's prayer.

Lesson proper

Teacher: Our Lord Jesus Christ taught his disciples to pray when they requested for it. Do you know that prayer! We say this prayer along with other prayers daily. This prayer is called 'The Lord's prayer as it was taught by our Lord (Mt. 6:9-13). Teacher says this prayer slowly, sentence by sentence and children repeat after the teacher.

Tr.: Our Father who art in Heaven
Hallowed be Thy name
Thy kingdom come
Thy will be done on earth as it is in Heaven
Give us this day our daily bread
and forgive us our debts and sins
as we also have forgiven our debtors
lead us not in to temptation
but deliver us from the evil one





A family prays together

For Thine is the Kingdom
the power and the glory
forever and ever. Amen.

Tr.: Say the prayer three four times. I shall help you. When you pray at home in the morning and evening, say this prayer with proper attention and interest and then you can learn it by heart.

Now, let's study a few short prayers which we can repeat everyday and this can become a habit for us. some of them are from the Holy Bible.

1. Haleluiah-Praise the Lord (Revelation 19:1-6)
2. Kurielaison-Lord have mercy (St. Luke 18:13)
3. Hosannah-Save us we pray (St. Matthew 21:15); Lord Help me (St. Matthew 15:25; St. Matthew 14:30)

These short prayers can be said any time


1. Lord save me (St. Matthew 14:30)
2. Lord help me (St. Matthew 15:25)
3. Lord have mercy on me a sinner (St. Luke 18:13)
4. Lord have mercy on me (St. Mark 10:47)
5. Lord show me your ways (Psalms 27:11)
6. Lord, here is your servant, send me (Isaiah 6:8)
7. Lord remember me (St. Luuke 23:42)

All of you stand up, make the sign of the cross, fold your hands and say these prayers.

Let us sing Lord
have mercy upon us Lord be
kind and have mercy
Answer, Lord! and have mercy
Praise to thee, O Lord
Praise to thee, O Lord
Praise to thee our hope for ever Barekmore


Activities

1. Learn the Lord's prayer by heart.
2. Develop the habit of praying regularly in the morning and evening.
3. Colour the picture given below



Colour the picture

Look at each picture and recite a suitable prayer



Let us pray

Lord! we have come to your holy presence. Please help us to say always the prayer which you have taught us. Help us always to praise and glorify your Holy Name. Amen.

Resolution

We will learn the Lord's Prayer and other short prayers and pray regularly.

Follow up reading

Day	Morning	Evening
Sunday	*	St. Matthew 7:7-12
Monday	St. Mark 11:24-25	St. Matthew 18:19-20
Tuesday	St. Matthew 26:41	St. Mark 9:29
Wednesday	Psalms 34:1-3	St. Matthew 17:21
Thursday	St. Luke 6:12	Psalms 107:6-7
Friday	Psalms 107:13-14	Psalms 107:19-20
Saturday	Psalms 34: 4-6	St. Matthew 19:13-15
Sunday	Psalms 34:17-19	*



UNit 3

Liturgical Hymns



Lesson 14

Let us sing and worship the Lord

Central message : To learn the hymns in the Holy Qurbana by heart, understanding their meaning and significance.

Verse to be memorised : “Rejoice in the Lord, O you righteous for praise is comely for the upright.” (Psalms 33:1)

What is this lesson about : In this lesson we try to learn the hymn “Hearken, gracious Lord we pray...” used in the Holy Qurbana and understand its meaning.

Introduction

Don't we sing hymns while participating in the Holy Qurbana? Can you sing any hymn used in the Holy Qurbana? (Some children sing a few hymns). Today let us learn to sing a hymn that is sung on an important occasion in the Holy Qurbana.

Lesson proper

Haven't you noticed the Holy Madbaha being closed with a big curtain during the middle of the Holy Qurbana? This hymn is sung at that time. All of you please sing after me. Tr. sings the hymn and pupils repeat after the teacher.

“Hearken gracious Lord, we pray
Knocking at Thy door we say
Do not Thou deny our pleas
Needy are Thy devottees” (4 lines)

Now let us see what this hymn says. It is a simple prayer to God. We address God as ‘Gracious and loving.’ That means God is merciful. Don't you feel that God is Gracious and merciful?



Hearken Gracious Lord we pray
Knocking at Thy door we say

What is the meaning of knocking at the door? When some body comes to a house — may be the relatives or poor man for help — he will press the calling bell. But in olden times when there was no electricity it was a practice to knock at the door. When we sing this hymn we knock at the door of the Gracious Lord for help.

Tr.: sings the next two lines.

“Donot Thou deny our pleas
Needy are Thy devotees.”

Everyday we are in need of the help and blessings of God in everything. It is God who helps us to meet our needs and problems. So we plead with Him not to neglect and forsake us. He is our only refuge. We consider ourselves as the slaves and servants of God who loves us.

What was boy Samuel’s reply when God called him in the night? Samuel said, “speak, for Thy servant is listening.” (1 Sam. 3:10). We can also speak to God in this way, like Samuel. We pray to God, not to neglect our prayers, for we badly need His help and blessings. Is it not a nice prayer?

Next time when we sing this hymn, Let us sing it carefully and with devotion and concentrate up on its meaning.

Though this is a hymn used in the Holy Qurbana, we can sing this beautiful prayer song at any time. When we sing this in the Holy Qurbana, after the first line we sing Halleluiah-u-Halleluiah and after the second line we sing Barekmor Kurielaison. Halleluiah means ‘Praise to God,’ Barekmor means ‘Bless me O Lord.’ Don’t you feel these are good prayers?

Now let us stand up and sing this again with Halleluiah and Barekmor Kurielaison (Children stand up and sing together).

Activities

1. Sing this hymn several times and learn it by heart.
2. Sing this hymn to your friends and parents.

Resolution

When we take part in the Holy Qurbana, we sing the hymns with proper understanding. We will submit our needs and problems before God for solution.



A boy is knocking at the door, when Christ is behind the door

Follow up reading

Day	Morning	Evening
Sunday	*	Psalms 145:18,19
Monday	Colossians 4:2	Psalms 146:1-2
Tuesday	1 Thesse. 5:16-22	Psalms 147:1
Wednesday	Psalms 140:6	Psalms 149:1
Thursday	1 Corinthians 14:15	Psalms 150:1-2
Friday	Psalms 18:6	Psalms 150:3-6
Saturday	Psalms 20:1-2	Psalms 148:1-3
Sunday	Psalms 117	*



Lesson 15

Let's sing and seek the intercession of st. mary and other saints

Central message : To learn by heart liturgical hymns of intercession and understand their meaning.

Verse to be memorised : "Here am I, the servant of the Lord. Let it be with me according to your word." (St. Luke 1:38)

What is this lesson about : This lesson helps the children learn a hymn of intercession to St. Mary, Mother of God, ("Cease not thou of grace a fount...") and understand its simple meaning.

Introduction

We sing hymns of intercession to St. Mary, Mother of God and saints in the Holy Qurbana.

We pray for St. Mary and Saints and they pray for us too. We request St. Mary and Saints to pray to God for us—that is called intercession. In the same way we need to pray for our friends, relatives and all others. We sing hymns of intercession to St. Mary and saints in the Holy Qurbana. Today let us learn a hymn of intercession to St. Mary that is sung in the Holy Qurbana.

Lesson proper

Teacher sings the hymn

"Cease not, thou of grace a fount
From thy prayers for our account
Unto Him thine only Son
That He may not mercy shun."

Teacher makes the children repeat the hymn line by line. This hymn is a prayer of intercession to St. Mary. It is explained as follows.



“Holy Mother, never stop praying to God for us. Please pray to your only begotten Son to be merciful on us.”

St. Mary, Mother of God, continues to pray for us. As Christians, we must pray for each other and for the whole world. We usually request our family members and friends to pray for us. It is really a blessing to pray for each other.

In this hymn we request St. Mary to pray for us always to Jesus Christ. We ask her not to stop this prayer of intercession because her prayer is a great help and support for us all.

Everyday in the prayer, “Hail Mary, full of grace...”, we request St. Mary to pray for us always.

Activities

1. Sing the hymn “Cease not thou of grace a fount...” with devotion.
2. Find out other hymn of intercession to St. Mary with the help of the teacher.
3. Say the prayer “Hail Mary full of grace...” with the help of parents/teachers.

Let us pray

Tr. : St. Mary, Mother of God,

Pupils : Pray for us

Tr. : Holy Virgin Mary,

Pupils : Pray for us

Tr. : Holy Queen of saints and angels,


Pupils : Pray for us

Tr. : Holy mother, who prays for all those who are sick and suffering,

Pupils : Pray for us

Hymn

Holy Virgin, St. Mary
Mother of God, Most Holy
Pray for us, Holy Mother!
That God Bless and protect us!



Mother Mary and Infant Jesus are seen
a few children with folded arms pray in front

Jesus Christ, God of us all
Listen to Thy Mother's pleas
Shower thy mercy on us all
We praise and worship thee Lord!

Follow up reading

Day	Morning	Evening
Sunday	*	St. Luke 2:41-45
Monday	St. Luke 1:26-28	St. Luke 2:46-51
Tuesday	St. Luke 1:29-33	Psalms 19:7
Wednesday	St. Luke 1:34-35	Psalms 19:8
Thursday	St. Luke 1:36-38	Psalms 19:9
Friday	St. Luke 1:39-45	Psalms 19:10-12
Saturday	St. Luke 2:1-7	Psalms 19:13-14
Sunday	St. John 2:1-11	*



Unit 4
My Church



Lesson 16
Church, The Temple of God

Central message : Church is holy. It must be kept clean.

Verse to be memorised : “How lovely in your dwelling place, O Lord of hosts!”
(Psalm 84:1)

Learning aid : Picture of a church

What is this lesson about : Church is the dwelling place of God. Hence it is holy (Exodus 3:2-5). We have to keep the church clean. We do not wear sandals inside the church. Respect the priests. We were baptized in the baptism font of this church. We must come to church, participate in worship and prayers, regularly. This lesson tells all these.

Introduction

Can you say the names of the days of the week? Which is the first day? Yes, it is Sunday. What all things do we do on Sunday? We get up early in the morning, take a shower, pray, wear clean clothes and go to church for attending the Holy Qurbana. Let us learn about our church.

Lesson proper

Let us see our church. How beautiful on it! Church is the home of God. What is the name of our church? Please repeat after me (Teacher says the name and pupils repeat after the tr.) Every church is established in the name of a saint, so that the prayer and protection of that saint is always with us. Please repeat after me the name of our patron saint (Tr. says the name and pupils repeat) Church is called God’s Temple because God dwells in this. We know that God is everywhere. God is also inside us. He blesses us to live as God’s children.



Priest is God's servant who leads Holy Qurbana and other services in the church. Do you know the name of our priest? Please repeat after me (Tr. says and pupils repeat). We must keep the church clean. We should not run or speak aloud in the church. When we are inside the church we must stand with reverence.

Church is also our home, because we were baptised in the font in this church. All the pupils go to the font with the teacher and see it. Tr. explains and pupils listen carefully.

Tr.: We all must come to church regularly and attend the worship services and prayers. Teacher says the memory Verse and pupils repeat after the teacher. "How I love your Temple, Almighty God." (Psalm 84:1)

Now let us sing the following song.

How beautiful, Lord!
Is Thy Temple
I love my Church
It is my home
Thy dwelling place of God!

Activities

1. Join the adults when they clean the church and its premises.
2. Attend the church worship and Sunday School classes regularly

Let us sing

Sunday Monday Tuesday Wednesday
Jesus lives in my Heart
Thursday Friday Saturday **Sunday**
Jesus lives in my Heart
Everyday Every day Yes
Jesus lives in my Heart

Let us pray

Lord, we thank you for giving us this church for worship. Please listen to our prayers and bless us. Amen.

1. What is the name of our church?
.....
2. Who is the patron saint of our church?
.....
3. Why do we call Church as God's Temple?
.....



4. Collect the picture of your church and paste it here

Resolution

My church, is my home. where I was baptized. I love my church.

Follow up reading

Day	Morning	Evening
Sunday	*	Psalms 122:1-2
Monday	Psalms 5:1-2	Psalms 27:4
Tuesday	St. Mark 2:27-28	Psalms 27:8
Wednesday	Psalms 84:1-4	Psalms 15:1-3
Thursday	Psalms 84:10-12	Psalms 15:4-5
Friday	Psalms 92:13-15	Psalms 41:1-2
Saturday	1 kings 8:28-30	1 kings 8:31-32
Sunday	St. Luke 4:16-20	*



Lesson 17

We go to church regularly

Central message : Participate in the Holy Qurbana on all Sundays and other important days.

Verse to be memorised : “I shall dwell in the house of the Lord, my whole life long.”
(Psalm 23:6)

Learning aids : Picture of a Church. Two children are also seen. Two children are also seen.

What is this lesson about : Why do we go to church? How can we couldnot ourselves in the church with discipline and devotion? We must go to church and participate in worships regularly. This lesson is about all these.

Introduction

Did you all come to church today for worship? Who all came at the right time? Do you feel interested to go to church? Today we are going to learn the story of Abel who was very enthusiastic to go to Church.

Lesson proper

On a Sunday, Abel got up at 5 in the morning. He had asked his father the previous night to wake him up early in the morning. Do you say this to your dad? He got up, washed his face, brushed his teeth, had a shower, wore white dress and went to the prayer room. Abel sang a song to praise God. He sings well. On hearing this his Dad, Mom and brother came to that room. They all sang together and read the Bible. Then they went to the church to reach there on time for worship.

1. When do you go to bed everyday? When will you get up?

.....

2. Do you go to church regularly on Sundays?

.....



When they reached the church, they made the sign of cross. At the door, they removed their sandals. Why did they do that? The church is the house of God, hence it is Holy. We have to keep it Holy. Don't we keep our houses clean? We have to keep the church cleaner than our houses. They entered the house by making the sign of the cross and saying this prayer, "In reverence will I enter thy house and offer my vows to thee." All of them entered the church and stood in their places. They knew that those who attend the Qurbana must come to church in time for the morning prayer itself. They took the Qurbanakramam in their hands and keenly attended the services. Do you go early? Do you take the Holy Qurbanakramam with you! We must read our part and songs from the Qurbanakramam. (They made the sign of cross, folded their hands at proper times and didn't talk to their friends.

Every Sunday, Abel and his family go to church and receive the Holy Communion. When they return home after church service they feel as if they get a precious gift. Do you feel like that? When they returned home, Abel put forward a doubt. Why do we go to church? His brother replied, we shall ask our Dad!

When their Dad returned both of them came to him and asked Dad, why do we go to church?

Their Dad sang an old OVBS song to answer the questions.

Valyappacha...chollitharumo (2)

Palliyilenthinu Pokenam (2)

Chollitharumo kunjinu kathil chollitharumo Appachha (2)

Omanamakkale kelkkuka ningal

Nathane nannay aradippan

Nathanu nandhi karettedanaye

Nathanu nerchakalarppippanaye

Njayar palliyil pokenam (3)

Pause...Think

1. What all things have to be kept in mind when we enter the church?

.....

2. How should we behave after entering the church?

.....

Valyammachhi...chollitharumo... (2)

Palliyilengane nilkkenam (2)

Chollitharumo kunjinu kathil chollitharumo Ammachhi (2)

Omanamakkale kelkkuka ningal

Kykal kooppi prarthanayode

Kurisuvarachhu aadharavode

Prathivakyangal chollikkondu

Sthuthisthothrangal padeedam (3)

We must try to go to church and participate in the worship as Abel and his family did.

Activities

1. When you come to church next Sunday, remember to behave as we learnt today.
2. Come to church before without doing any other works in the morning; and with proper preparations for the Holy Qurbana.
3. Colour the picture of the church
4. Write the name of your church

.....

Let us sing

Come my children, let's go
To the church, the House of God
We will praise and worship Him
He shall bless and keep us safe

Let us pray

God help us to come regularly to the church where you dwell and praise you. Amen.





Resolution

I will go to church regularly. I will keep my church and its premises clean.

Follow up reading

Day	Morning	Evening
Sunday	*	Psalms 84:1-4
Monday	Psalms 122:1-4	St. Luke 4:31-36
Tuesday	St. Luke 24:52-53	St. John 8:2
Wednesday	Psalms 84:10	St. Luke 19:45-47
Thursday	Psalms 23:6	2 Chr. 30:1
Friday	Psalms 46:4	St. Luke 6:6-10
Saturday	St. Luke 2:41-43	St. Matthew 21:12,13
Sunday	St. Luke 2:22-24	*



Unit 5

Glorious Personalities



Lesson 18

St. Mary

(St. Luke 1:26-56)

Central message : We must remember St. Mary, Mother of God. We should imitate the good qualities in her life.

Verse to be memorised : “My soul magnifies Lord.” (St. Luke 1:46)

Learning aid : Picture of Virgin Mary.

What is this lesson about : St. Mary is the Mother of Lord Jesus. She had been brought up in the church till the age of twelve. She was always immersed in prayer, meditation and church services. Gentleness, humility, kindness, modesty, devotion etc. were the good qualities of her life. This lesson deals with all these.

Introduction

When is a mother happiest in her life? Can you imagine? When her children get good marks, when her children pray everyday, when her children grow good natured and become God’s children etc.

If so, how much will be a mother’s happiness, if her son happens to be God’s own son? How lucky will that mother be? Today we are going to learn about such a mother.



Lesson proper

Can you guess who that mother will be? Holy Mother of God (Some children give the answer). Let us see how this mother reached this state of happiness.

The name of this mother is Mary. Haven't you heard this name? The birth and bringing up of Mary had some specialities. Her father was Joakim and mother was Hanna. Both of them were strong devotees of God. Still, they had no children. Both of them prayed earnestly for a child, and promised God to offer that child to church for God's services. God granted their prayer and they were blessed with a girl baby. The baby was named Mary. She was dedicated to the church. She spent her time there in prayer and she joined in keeping the church and premises clean and beautiful.

In those days it was a custom that young adolescents get married. In our places also our great grandmothers and great grandfathers got married when they were young. The priests in the church decided to give Mary in marriage. She was quite young. As she was a firm devotee of God, they had to find such a man who was also a devotee of God. They found out such a man and his name was Joseph. Though he was much older than Mary, the priests of the church decided to give Mary in marriage to Joseph.

At that time there happened another incident. This incident made Mary the luckiest one. One day while she was praying, Gabriel an angel came from God, to Mary. The angel told her that she will become pregnant and give birth to a baby boy. But Mary was not old enough to become a mother—she was in her early adolescent age and not got married. So Mary asked, "How could this happen?"

"I am unmarried girl." But the angel told her, "God has decided on this and you are going to deliver Jesus, son of God." When Mary heard this, she replied, "I am the Lord's servant. May it happen to me as you have said." This reveals her sense of dedication.

Are we ready to say like this? We pray to get good grades in school, good dress, good food, good house etc. We pray to get our wishes materialized. But Mary prayed to get the Lord's will realised . Hence God liked and blessed Mary. Mary became pregnant and gave birth to a baby boy. We celebrate that birthday as Christmas. In a manger in Bethlehem, Mary gave birth to a beautiful baby. The shepherd and wise men visited the baby and showed him respect. They offered him valuable gifts.



St. Mary

Even though baby Jesus was like other babies in all aspects, there was one thing unique Baby Jesus was the son of God.

Do you remember what we learned in the beginning? A mother will rejoice when her children grow as God's children. If so how much will Mary rejoice as Jesus is God's own Son.

Whatever Mother Mary asks Jesus, He will grant it. In our houses, we request to St. Mary to pray for us. The prayer of this Holy mother is so precious and acceptable to Jesus. Whenever we face hardships and difficulties in our life, we may request to Mother Mary to pray for us. Her prayer is a blessing to us. We shall say the prayer "Hail Mary..." together.

(Tr. says the prayer and pupils repeat after the tr.)

Activities

1. Find the good qualities in the life of Virgin mary.
2. Play a skit in the class about the appearance of angel to St. Mary when she was praying.
3. Collect the various pictues of St. Mary and paste it in your album.

Let us pray

Oh, loving Jesus, help us to lead a holy life like St. Mary. Help us go to Church regularly and attend the worship and the church services. Amen.

Let us sing

Mary's memory, Blessing for us be
May her pray'rs for us, be a fortress thus.
Fragrance sweet of smell, through the air doth swell,
For Virgin Mary, God's Mother holy.

Resolution

We grow up humble, gentle, kind and modest before the Lord.



Follow up reading

Day	Morning	Evening
Sunday	*	St. Luke 1:26-30
Monday	St. Luke 1:30-38	St. Luke 1:39-45
Tuesday	St. John 19:26-27	St. John 2:1-5
Wednesday	St. Matthew 1:18-20	St. Mark. 1:21-23
Thursday	St. Luke 8:19-21	Isaiah 7:14
Friday	Genesis 1:51-56	Psalms 45:9-11
Saturday	Genesis 3:15	St. Luke 1:46-50



Lesson 19

St. Thomas, the Apostle of India

(St. John 20:24-29)



Central message : We must follow the good qualities in the life of St. Thomas, the disciple of Jesus Christ.

Verse to be memorised : ‘Remember your leaders, those who spoke the word of God to you. (Hebrews 13:7)

Learning aid : Picture of St. Thomas.

What is this lesson about : It was St. Thomas, one of the disciples of Jesus Christ who came to India and founded Christianity by spreading the Gospel in this country. St. Thomas was a person with so many peculiarities. St. Thomas was courageous, believing by experience, honest and kind. This lesson tells the life story of St. Thomas.

Introduction

Is there anybody in your house who is working abroad? Some of you may have a brother or sister or father working abroad. How do they come back to our country when they are on leave?

At the time of Jesus Christ, there was no aeroplane or other similar facilities. They travelled on foot or by rowing either small or big boats through water. The disciples of Jesus travelled like this to various places to spread the message of Jesus.

Do you know, how many disciples were there for Jesus? Twelve. Can you tell some of their names? (Pupils give some names). Who among those may have come to our country? (Some pupils give the right answer—St. Thomas).





St. Thomas

Let us read a story as to how St. Thomas came to India from his native place Palestine.

Lesson proper

In those days, India was comprised of small divisions called provinces. In such a province there was a king named Gondaforus. The Kings were fond of building marvellous palaces for themselves. We also like to live in beautiful houses, don't we? Only persons with much knowledge and technical skill will be able to build palaces. Such persons are called, Engineers and sculptors. They are able to prepare the plan of the palaces before constructing them. King Gondaforus was in need of such a master builder and he sent his attendant and this attendant reached Jerusalem in Palestine. Do you know who was the builder selected by this attendant? It was none other than our St. Thomas.

Haban was the name of this attendant. Along with Haban, Apostle Thomas came to our country. The King handed over a lot of money to St. Thomas for building the palace. But St. Thomas distributed this money among the poor people. He gave food to those who were hungry, medical help to the sick people and thatched the leaking roof of old houses. After some days, King sent for St. Thomas and asked about the progress of the construction of palace. St. Thomas replied that the palace was built in heaven for the King. The king became angry and St. Thomas was imprisoned. Another incident happened at this time. King's brother died. This brother appeared to the King in his dream. In that dream his brother told the king that when he had reached Heaven he saw a palace on which was written the name King Gondaforus. What St. Thomas said was right. On hearing this the king felt very sad, because he had imprisoned St. Thomas. He released St. Thomas, begged pardon and believed in Jesus Christ, the God of St. Thomas. Along with the king, so many people believed in Jesus Christ.

St. Thomas then came to Kerala. It was then known as Malankara, because it was situated between the mountains and the sea. As he was the disciple of Jesus Christ, St. Thomas was able to do so many miracles. He cured the sick and gave life to the dead. Many believed in Christ after witnessing these miracles. St. Thomas founded Churches in seven places. Niranom church is the first important church among them. It is situated near our Parumala church. You all have been to Parumala, haven't you? When you go to Parumala next time, tell your parents to take you to Niranam too. Other than establishing the church, St. Thomas ordained priests and

Bishops from four families. We need Metropolitans and priests for the Holy Qurbana and other worships. Thus in south India many became followers of Christ. It is said that St. Thomas came to Kerala in A.D. 52.

From there, St. Thomas went to Tamil Nadu. In Mylapore, a place near Madras (now Chennai) a religious fundamentalist stabbed him with a spear. The apostle died after three days and was buried in Madras. Later his relics were taken to 'Edessa.' Hence we remember St. Thomas twice a year, 21st December and 3rd July. (the former, the date of his martyrdom the date of his relics being moved to Edessa)

Even though there are several saints in the Church like St. Stephen, St. George, St. Gregorios of Parumala, we have a special relation to St. Thomas. He was the one who brought Christianity to India and we are Christians today because St. Thomas preached in India and died as a martyr here. Hence he is known as the 'Apostle of India.'

Activities

1. Find out the sublime qualities in the life of St. Thomas.
2. Play a skit which explains the appearance of Jesus before St. Thomas.
3. Collect pictures of St. Thomas and paste in your album.

Let us pray

"Loving Jesus help us to be strong believers. We call to you calling "My Lord and My God" like St. Thomas. Amen."

Let us sing

O, Mar Thoma! virtuous one!
In the church that keeps thy feast,
May thy Lord His peace bestow
Making it for ever flow.
O, St. Thomas as in heav'n,
Keep we here thy memory
Hear us as we honour Thee
Thy entreaties be our aid.



St. Thomas putting his finger in the marks of nails on Lord Jesus body

Resolution

We will live with strong faith obeying the commandments of God.

Follow up reading

Day	Morning	Evening
Sunday	*	St. John 20:24-29
Monday	Hebrews 13:7-8	St. Luke 17:5-6
Tuesday	1 Peter 2:1-13	St. Matthew 28-16-20
Wednesday	Hebrews 11:1-4	St. Matthew 10:40-42
Thursday	Hebrews 11:5-9	2 Timothy 2:1-13
Friday	Hebrews 11:17-22	Romans 8:18-19
Saturday	Hebrews 11:23-26	St. Luke 24:36-43
Sunday	Hebrews 11:27-31	*



Unit 6

Good Habits



Lesson 20

Obedience

Central message : Those children who are devotees of God shall obey their parents, teachers and elders.

Verse to be memorised : “My child keep your fathers commandments and do not forsake your mothers teaching.” (Proverbs. 6:20)

What is this lesson about : The good qualities of a person are revealed through his habits and activities. A good-natured and well behaved person is loved by all. Obedience is such a good habit, and this lesson deals with it.

Introduction

Can you recollect those familiar faces around you when you were small kids? Who were most loving to you then? Yes, your parents were so loving to you. It is our parents who love and care for us the most in this world. We really enjoy their love and affection. They always desire for our good only. Likewise our teachers and elders also love and care for us. So we love and obey them. Let us learn more about ‘obedience.’

Lesson proper

We have already learned about the boy Samuel. Don’t you remember it? What were his good qualities? He was obedient to Eli, the priest and he did whatever the priest had asked him to do. Through this he obeyed God. He loved God and became a beloved child of God. Boy Jesus was obedient to God and his parents. Good children will always be obedient.



Pause... Let us think

1. To whom was boy Samuel obedient?

.....

2. Whom did Boy Jesus obey?

.....

3. Whom shall we obey?

.....

First we must obey God who created us and this world. All the things in the created universe obey God. The sun and the moon shrink in the sky. Stars shine in the sky during night. Rain comes at the right time, plants produce flowers, birds sing and everything in nature happens at the right season. The entire nature obeys the laws set for them by God. There is an 'order' in the change of seasons. Similarly, we also should obey the commandments of God in our life. Those who obey God would, for sure, obey their parents, elders and teachers. When our elders ask us to do something, it may seem to be difficult to obey at first. But the value of it will be clear only later. For example when our parents ask us to pray daily in the morning and evening we may feel uneasy. Those who obey this and practice this will become great in their lives.

We must also know the dangers that may happen to disobedient people.

Let us listen to the story of a lamb that did not obey her mother.

Once a mother goat Lulu and her daughter Lulu lived in a forest. Lulu was very mischievous. One day Lulu's mother said "Don't stray in to deep woods out of my vicinity." Lulu asked, "Why amma?" Mother goat replied, "If you go alone in to deep woods, lions will attack and kill you." Lulu was afraid on hearing this and told her that she would not go away from her mother.

But Lulu could not control herself. One day without the permission of her mother, Lulu strayed into the deep woods.

She, unknowingly, went into the deeperwoods, eating the tender leaves and enjoying herself. Then she heard the growls of a lion from a distance. She was afraid. She cried and called out to her mother. The mother goat heard the bleats of

her baby and reached the deep woods. She saw Lulu and came to her. Lulu felt relieved. Both of them ran fast out of the deep forest. Lulu's mother kept her by her side, licked on her head and body to console her. Even then, Lulu was trembling. Lulu begged pardon from her mother and promised that she would never disobey her mother.

We have seen that those who are obedient receive blessings and those who are disobedient run into dangers and risks in life.

Activities

Identify the obedient among the following. Put '☺' mark against those who are obedient and 'x' mark against the disobedient.

1. When mother asked John to do homework, he started watching TV
2. As told by her father, Lijimol kept herself silent inside the church
3. Mom asked Tom not to go out on a cold day. But he went out
4. Donny helped his friend as directed by the teacher
5. While driving, Dan jumped the red light and got fined


\$ Tell the story of Lulu and the mother goat to your friends.

Let us sing

Anusarikkam nammukkanusarikkam
Mathapithakkale Anusarikkam
Nanmayundakan deerkhayussakan
Mathapithakkale bhahumanikkam
Kalpanayallo... Daivakalpanayallo
Vagdhathamulloru kalpanayallo
Daivakalpanayallo... Daivakalpanayallo (O.V.B.S. 2010)

Let us pray

God, help us to obey our parents, teachers and elders. Through that let us be good children to obey you. Amen.



Colour the picture

Resolution

We shall obey our parents, teachers and elders.

Follow up reading

Day	Morning	Evening
Sunday	*	Proverbs 6:20-22
Monday	St. John 14:23-24	1 Samuel 15:22
Tuesday	1 Peter 1:13-15	Deuteronomy 13:1-5
Wednesday	Hebrews 5:7-9	St. Luke 11:27-28
Thursday	Galatians 5:25-26	1 John 5:2-3
Friday	Proverbs 8:32-35	Proverbs 18:20-22
Saturday	Ecclesiastes 12:13-14	Romans 5:19-21



Lesson 21

Good friends

Central message : It is a real blessing in life to have good friends. We must also be able to keep away from bad friends.

Verse to be memorised : “A friend loves at all times. And kins folk are born to share adversity. (Proverbs 17:17)

What is this lesson about : Who are good friends? What are their good characters? There are stories of good friends and their friendship in the Holy Bible? If we fall in bad company, we also may automatically develop bad character. How do we identify bad friends? We must keep away from them. We have to find out good friends and be in their company. We must chase good friends as models and help them. This lesson explains these things.

Introduction

Name the friends whom you like the best. Are they all good friends? What are their good qualities? Do they study well? Do they remind us about the lessons to be learned and homework to be done? Are they obedient? Are they regular in attending church services and Sunday School? Do they have any bad habits? If you haven't noticed this yet, you must observe all these things. You must choose good friends. Never mingle, much with pupils having bad habits. Today we shall learn about good friends.

Lesson proper

Haven't you heard the Proverb, “A friend in need is a friend indeed.” It means that a good friend helps us in our needs. It is a blessing to have good friends. We all have to maintain good relation with one another, as we all are created in the image and likeness of God. God's love will spread only when we live as good friends in this world. In the parable of Good Samaritan, told by Jesus Christ, a Samaritan acts as



the good friend of the wounded man. Who is our best friend? When we use the word 'best' the friend must be perfect in all aspects. There is only one person with such a perfection. Do you know who is it? Yes, Lord Jesus. Jesus loved children very much.

On one occasion, his disciples tried to stop children as they came to Jesus. Jesus told them, "Let the children come to me, do not stop them." We shall say together-
"Jesus Christ is our intimate friend." (Say three times).

Pause ... Let us think...

1. Who is a good friend?

.....

2. Who was the good friend of the wounded man?

.....

3. Who is our Best Friend?

.....

4. What are the qualities of good friends?

.....

Good friends will share our joys and sorrows, Help in difficulties, encourage us to do good things, give advise when something goes wrong, console us in our sorrows. We have to look for such friends.

A great man said, "Let me see your friends. I shall tell you about your character."

If we are not careful in selecting our friends, it will create many problems. Let's listen to the story of Renny:

Renny was a very good boy and obedient to his parents in his early childhood. But he fell into bad, company.

When he grew up. Eventhough others advised him a number of times there was no change in his behaviour.

One day his father bought a basket of ripe mangoes Renny was fond of eating ripe mangoes. One mango was rotten. When Renny found this, he asked his father to throw it away. But his father didn't do it and he kept it along with other ripe

mangoes. When Renny opened the basket the next day, he could see that the mangoes which were kept close to the rotten mango had also become rotten. He became angry and he shouted at his father. "How many times, I told you to throw it away? Se,, now many mangoes are rotten." His father smiled and kept him close to him and said, have you now convinced that by mingling with bad friends, we also become bad."

To get a good friend is as important as being a good friend. We must not cause pain to our friends even for fun. We must help them in their needs. We must share our books, pencil, food etc. with our friends. That does not mean that we must approve the wrong things our friends do. We are not to make others do wrong. We must make good friends by loving, consoling, helping and sharing our joys with others. We must also be good friends to others.

Activities

1. Tell about those who have helped you and those whom you have helped. Write their names.

.....
.....

2. Develop a dialogue between two friends in the class (with the help of your teacher about a help received or offered).

3. What all things have to be kept in mind for getting good friends?

.....
.....
.....
.....

Let us sing

A friend in need
Is a friend indeed
Let us all find good friends
And enjoy friendship
Also we know
Jesus in our Best Friend!



Let us pray

Loving God, Bless all our friends. Make them all good natured. Let their good qualities be of ours too... Amen.

Resolution

We will make friends with those who are good natured.
Likewise we also will be good friends to others.

Follow up reading

Day	Morning	Evening
Sunday	*	Psalms 133:1
Monday	Galatians 5:14	St. Matthew 7:12
Tuesday	St. John 15:12	St. Mark 12:33
Wednesday	1 John 3:16	Proverbs 11:12
Thursday	Proverbs 25:17-18	1 Samuel 12:17
Friday	Romans 12:18	St. Matthew 5:9
Saturday	St. James 3:18	Job 42:10

