



YANMAR

MINI EXCAVATOR

Vi012-2A

[Gross] 9.3kW <12.5hp>



* The machine in the picture is equipped with optional parts.



A compact construction machine that can work in narrow worksites.

Select VI012 for waterworks around buildings and narrow worksites such as interior demolishing.

Able to work in narrow places with additional powerful digging force and a variable undercarriage.

Excellent transportability by mounting the machine on a small trailer.

Details of Vi012-2A

Features

Joysticks
▶Page 4

P.T.O.
▶Page 5

ROPS
▶Page 6



Walk-through
▶Page 5

Sliding variable undercarriage
▶Page 5

A simple folding variable blade
▶Page 5

* Pictures shown are for illustration purpose only. * The images shown here are for promotional purposes.
* The image may differ from the actual model on sale. * The machine in the picture is equipped with optional parts.
* Be sure to wear the seat-belt when operating the excavator. * Ground the bucket when leaving the operator's seat.
* Work in accordance with the relevant laws when operating the excavator.

Effortless operation with a joystick.

ViO12 is a compact machine that is only 830 mm in width.

Do you want to run operations that go smoothly because of a small compact machine?

The machine provides excellent operability that matches such requirements of worksites.



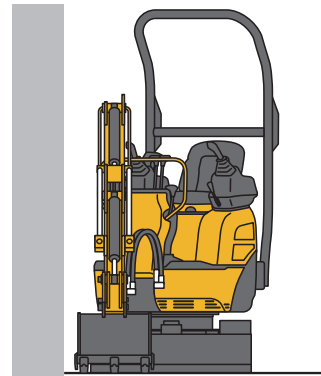
● Joysticks

The ViO12 is equipped with joysticks on both sides of the seat:
It enhances comfortability and productivity.

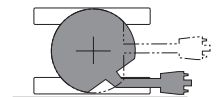


● Ultra-small turning radius

Extended undercarriage: the front part of the upper frame doesn't exceed the width of the crawlers with swing.




Outstanding swing maneuverability



● Clean and silent

The ViO12 is equipped with a YANMAR diesel engine 3TNV70 which delivers a power of 9.3 kW and has a torque of 52 Nm.
This has significantly improved the performance of the machine.

Engine model
3TNV70-WBVB
Engine output
9.3 kW




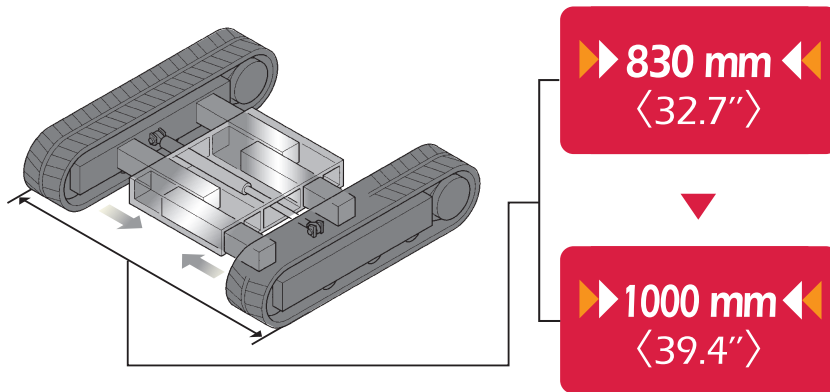
* Picture of engine shown for illustration purpose only.

YANMAR's original sliding variable undercarriage

● Sliding variable undercarriage

YANMAR'S mini excavator allows ease of access to narrow places and ensures stable workability. The mini excavator is strongly built and does not wobble (or shake) when the undercarriages are extended to the maximum.

Moreover, when the distance between the undercarriages is extended, the mini excavator forcibly discharges the mud in the sliding pipes, thus performing highly efficient work in any place regardless of the size of the area.



Operator can get on and off from both the right and left side of the machine.

● Walk-through

A walk-through is provided in the operator space so that the operator can get in and out easily. The operator can get in and out of the machine from the opposite side even when working right next to walls.



High stability

● Wide undercarriage width

The ViO12 has an operating weight of 1235 kg and the longest undercarriage of its class with 1440 mm. The machine is more stable with heavy loads or attachments.

This is very important for key applications for this type of mini excavator, such as demolition.

● An external flange track roller

The mini excavator has an external flange track roller that reduces the vibration when the machine is running.



● Simple folding variable blade

The hinged blade extensions are permanently fixed on the blade. No tools are necessary to quickly change the position, and there are no risks of losing the lock pin.



Expansibility of usage


● P.T.O.

ViO12 is perfectly adapted for the restoration of houses.



*The images shown here are for promotional purposes. *The machine in the picture is equipped with optional parts. *The image may differ from the actual model on sale. *Ground the bucket when leaving the operator's seat.

Comfortability



Safety

● ROPS

The Mini Excavator is equipped with a ROPS bar on the rear side, which protects the operator if the excavator rolls over. Moreover, the roll up type seatbelt firmly holds the operator.



Easy maintenance

- A large engine hood allows quick access to the main parts of the machine and the easily removable steel protection on the left sides allows access to the filter.
- All ViO12 parts are designed in order to make it reliable, durable and capable of performing demanding work.



The images shown here are for promotional purposes. The machine in the picture is equipped with optional parts. The image may differ from the actual model on sale. Ground the bucket when leaving the operator's seat.

The Unsung Heroes Who Build Our Towns And Cities

You build the infrastructure and the foundations in our towns and cities. Transforming the places where we stand today, into dreams of tomorrow. You are the unsung hero.

The YANMAR mission is to provide machines and services that allow you to reach your full potential.

Built tough and with comfort in mind, YANMAR construction equipment will help you get the job done with ease, regardless of the worksite. When we make machines, we are dedicated to enabling you to perform at your best all of the time.

One example of this is our innovative True Zero Tail Swing Excavators that set the standard for safety and reliability, enabling operators to perform at their best in tight quarters.

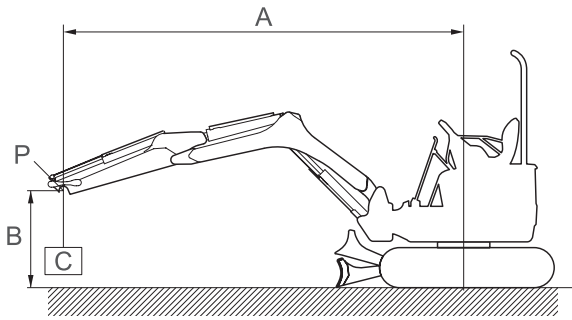
YANMAR also manufactured the first compact diesel engines and today we continue to make diesel engines ranging from 4 to 4,800 kW.

Equipped with advanced engines and hydraulic systems, our construction equipment delivers better fuel economy, increased productivity and enhanced operation.

YANMAR is the driving force behind the unsung hero.

BEST PERFORMANCE BY YOUR SIDE

Lifting Capacity



With:

Canopy Type

Rubber Crawler


Without: Bucket

A : Reach from swing center line [m<in.>]

B : Load point height [m<in.>]

C : Lifting load [kg<lbs>]


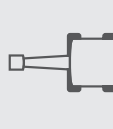

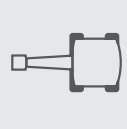

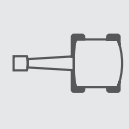

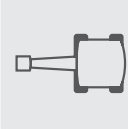
P : Load point

 : Rating over front

 : Rating over side or 180 degrees


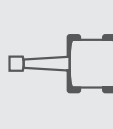

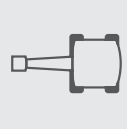

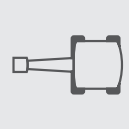

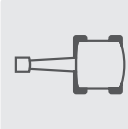
Blade on ground

Unit : kg <lbs>

A [m <in.>]	Max.		2.0<78.3>		1.5<59.1>		Min.	
B [m<in.>]								
2.0<78.7>	230 <507>	150 <331>	-	-	-	-	210 <463>	-
1.5<59.1>	240 <529>	110 <243>	230 <507>	230 <507>	-	-	260 <573>	230 <507>
1.0<39.4>	240 <529>	100 <220>	300 <661>	200 <441>	450 <992>	300 <661>	540 <1190>	360 <794>
0.5<19.7>	250 <551>	100 <220>	380 <838>	190 <419>	640 <1411>	280 <617>	650 <1433>	310 <683>
0<0>	270 <595>	100 <220>	410 <904>	190 <419>	650 <1433>	270 <595>	730 <1609>	370 <816>
-0.5<-19.7>	280 <617>	120 <265>	430 <948>	190 <419>	600 <1323>	270 <595>	-	-
-1.0<-39.4>	300 <661>	160 <353>	-	-	470 <1036>	260 <573>	-	-

Blade above ground

Unit : kg <lbs>

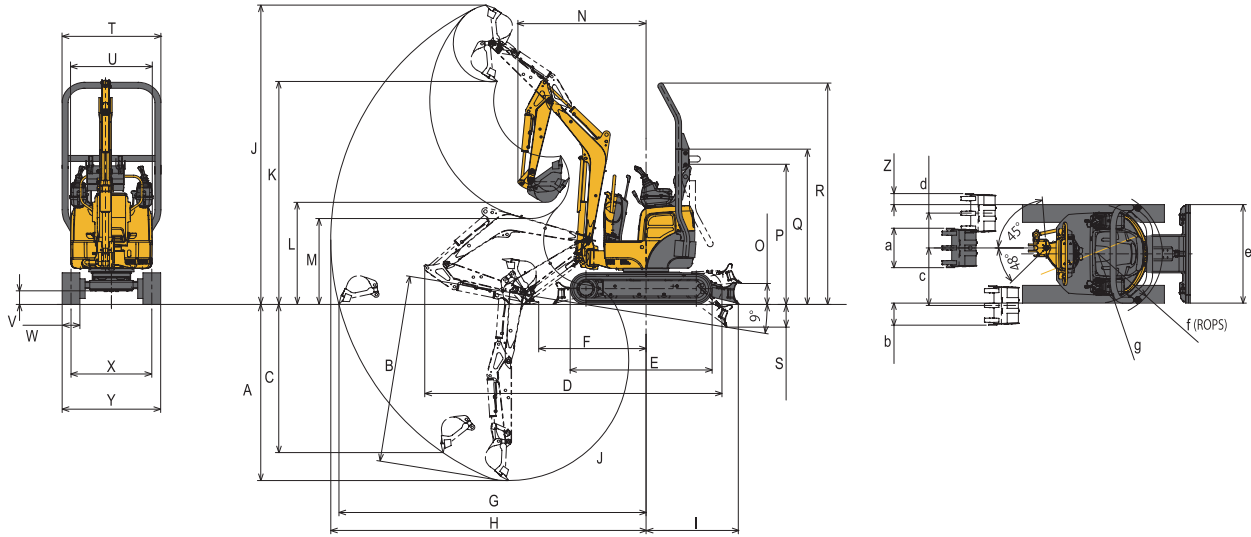
A [m <in.>]	Max.		2.0<78.3>		1.5<59.1>		Min.	
B [m<in.>]								
2.0<78.7>	190 <419>	150 <331>	-	-	-	-	200 <441>	-
1.5<59.1>	150 <331>	110 <243>	220 <485>	230 <507>	-	-	220 <485>	230 <507>
1.0<39.4>	140 <309>	100 <220>	300 <661>	200 <441>	380 <838>	300 <661>	430 <948>	360 <794>
0.5<19.7>	130 <287>	100 <220>	230 <507>	190 <419>	340 <750>	280 <617>	370 <816>	310 <683>
0<0>	140 <309>	100 <220>	230 <507>	190 <419>	330 <728>	270 <595>	430 <948>	370 <816>
-0.5<-19.7>	160 <353>	120 <265>	240 <529>	190 <419>	330 <728>	270 <595>	-	-
-1.0<-39.4>	200 <441>	160 <353>	-	-	310 <683>	260 <573>	-	-

Note :

The lifting load with the asterisk (*) mark is limited by hydraulic lifting capacity rather than tipping. The lifting capacity shown in the above list is based on the ISO Standard No. 10567 and represents either 87 % of hydraulic lifting capacity or 75 % of tipping load, which is smaller.

This table shows the lifting capacity with track gauge widened.

● Dimensions



(unit: mm(ft-in))

	A	B	C	D	E	F	G	H	I	J	K	L	M	N	O	P	Q
ViO12-2A	1790 (5'8")	1900 (6'2")	1500 (4'9")	3020 (9'9")	1440 (4'7")	1090 (3'5")	3120 (10'2")	3200 (10'4")	940 (3'0")	3040 (9'9")	2260 (7'4")	1040 (3'4")	870 (2'8")	1300 (4'2")	215 (0'7")	1420 (4'6")	1580 (5'1")
	R	S	T	U	V	W	X	Y	Z	a	b	c	d	e	f	g	
ViO12-2A	2250 (7'3")	230 (0'7")	1000 (3'2")	830 (2'7")	140 (0'4")	180 (0'5")	820/650 (2'6"/2'1")	1000/830 (3'3"/2'7")	120 (0'3")	400 (1'3")	225 (0'7")	590 (1'9")	360 (1'1")	1000/830 (3'3"/2'7")	R650 (R2'1")	R500 (R1'6")	

Specifications

Model	ViO12-2A	
Spec	Canopy	
Operating Weight	Operating mass	kg (lbs)
	Machine mass (without implement)	kg (lbs)
Engine	Type	-
	Model	-
	Rated output	kW (hp) / rpm
Performance	Bucket capacity, standard (ISO heaped)	cu.m (cu.ft)
	Max Digging Force	kN (lbf)
	Traveling Speed, High / Low	km/h (MPH)
	Swing Speed	rpm
	Boom Swing Angle, (L / R)	degrees
Ground Contact Pressure	Average ground pressure, standard crawler	kPa (PSI)
Hydraulics System	Pump Capacity	L/min (GPM)
	Main Relief Set Pressure	MPa (PSI)
Undercarriage	Track Type	-
Blade Dimensions	Width x Height	mm (ft-in)
Fuel tank capacity	L (Gals)	

Hydraulic P. T. O.

Model	ViO12-2A			
Specification	Output	MPa (PSI)	L / min (GPM)	
			2000RPM	1250RPM
Combined Flow, Double Actions		20.6 (2987)	22.0 (5.8)	13.8 (3.6)

YANMAR CONSTRUCTION EQUIPMENT CO., LTD.

Promotion Group
 Sales Planning Dept.
 Marketing & Sales Dept.
 1717-1, Oaza Kumano, Chikugo, Fukuoka 833-0055, Japan
 TEL. +81-942-70-8992
 FAX +81-942-53-6855
 yanmar.com

All data subject to change without notice.