



YANMAR

TRUE ZERO TAIL SWING MINI EXCAVATOR

Vi025-6A

[Gross] 15.2kW <20.4hp>



* The machine in the picture is equipped with optional parts.

Small body with a big capability. A ViO easy to use.

Further investigate safety and maintainability even being a compact size machine less than 3t that is easy to use.

Not only can the machine be operated easily and comfortably, but also work in all kinds of worksites efficiently and with low costs.

True Zero Tail Swing compact excavator that leads to a new generation, in your hands.



* Pictures shown are for illustration purpose only. * The images shown here are for promotional purposes. * The image may differ from the actual model on sale.
* The machine in the picture is equipped with optional parts. * Be sure to wear the seat-belt when operating the excavator.
* Ground the bucket when leaving the operator's seat.



Details of Vi025-6A

Features

Spring steel cylinder rod guards to prevent damage to the hydraulic cylinder

▶Page 6

Boom light is installed inside the structure to protect it from damage

▶Page 7

Hydraulic quick coupler makes adding attachments quick and easy

▶Page 9



* The images shown here are for promotional purposes. * The image may differ from the actual model on sale.

* The machine in the picture is equipped with optional parts. * Ground the bucket when leaving the operator's seat.

*1 ROPS: Roll-Over Protective Structure(A structure to protect the operator wearing a seat belt, in case the machine rolls over)

*2 FOPS: Falling Object Protective Structure.

ROPS¹/FOPS² four pillar canopy
to protect the operator

Open the panel on
the upper right side
with one touch
▶Page 8

One-touch action to
open both the rear
hood and the right
side hood
▶Page 8



True Zero Tail Swing that
can swing without worrying
about the rear end
▶Page 6

Compact size easy to transfer. A reliable machine with the ability to work in variety of worksites.

Workability, comfortability, safety...

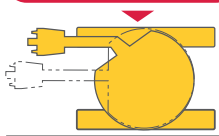
Add all of them up into the small body.

ViO25 will show high workability necessary in every worksites.

● True Zero Tail Swing

Works efficiently and can be operated without worrying about the tail swing-The excavator body stays within the machine width. This helps reduce the operator's efforts and work time.

Excellent turning ability in the front



The body doesn't stick out



● Powerful lifting capacity

With powerful lifting capacity the ViO25-6A enables you to work much more efficiently.

Over front, blade down



520kg
(1146lbs)

Over side, blade up

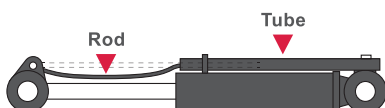



270kg
(595lbs)

Ground level, without Quick coupler

● Spring steel cylinder rod guards

The cylinder rod is protected by the spring steel structure. Scratches caused by debris or collision are greatly reduced thanks to the spring steel ability to absorb impact. Additionally, they are highly durable and unlikely to bend, giving the operator a sense of safety. Metal sheeting shields the cylinder tubes providing full protection to cylinders, regardless of whether they are extended or retracted.



● Gain excellent stability with a high balanced design capable for a more safe and smooth operation

Adopt a gas emission standard and a powerful output.


● YANMAR TNV diesel engine

An engine with low noise and consideration of people and the environment.

Engine model
3TNV80F-SXNBV

Engine output (Gross)

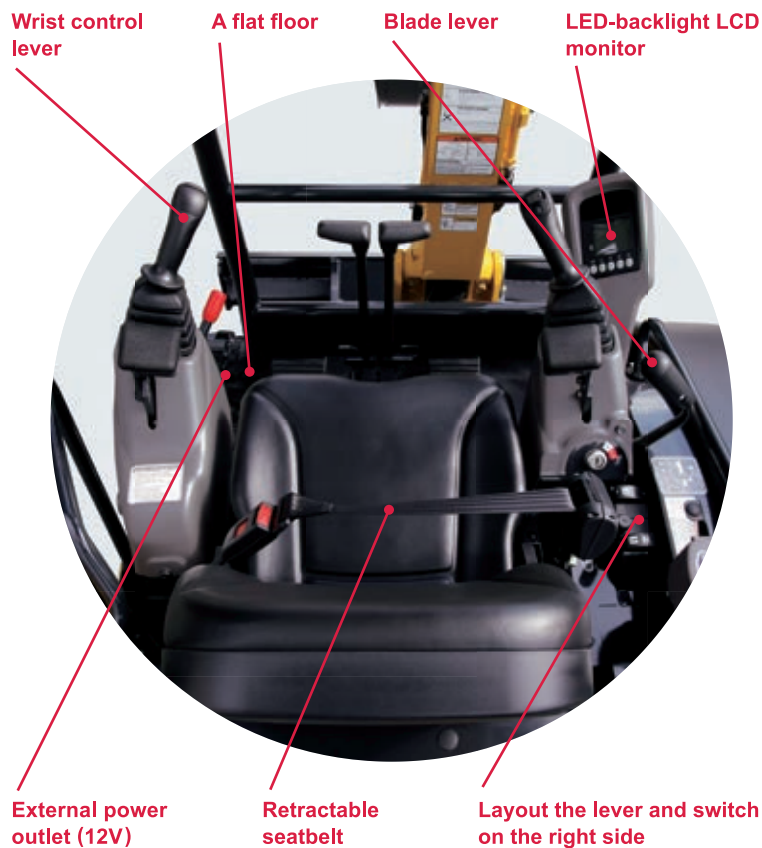
15.2kW



*1 In-house research. *2 Except some models

* Engine photo is for illustrative purposes only.


Easy operation with a well considered usability.



● P.T.O. (auxiliary hydraulic) proportional control

The ViO25-6A has a P.T.O. proportional control lever with a hold button for easy control when using attachments.

Boom swing mode



● Boom swing by right control joystick

Boom swing is controlled by just one lever. Being able to control the boom swing with the lever to the right of the joystick makes work so much easier. Additionally, having no boom swing pedal gives you more legroom. To control the boom, turn boom swing mode on and move the lever left or right.



A wide operation space able to operate at ease and long hours with less weariness.

● Reclining seat



Comes equipped with a operator's manual case at the back of the seat.

● Hood handle



Easy to grip and open

● Back-mirror



*Standard in cabin specification only

● Built-in boom light



● Spacious leg room



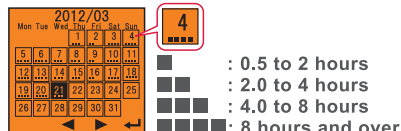
385mm (1'3")

● The large LCD display includes an LED backlight, that makes it enable for the operator to easily check information in the low light conditions.

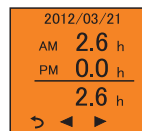
Easy to find out essential information related to operational status and errors, by an easy to read monitor, LED indicator lamps and buzzer.

LCD monitor sample screen

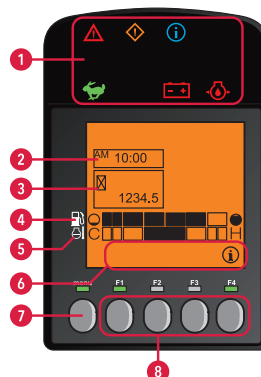
1 months operation time is displayed*



* Displays up to 3 months



* Daily operation hours separated by AM/PM



- 1 LED lamp blinks when displaying warning and information.
 - 2 Clock
 - 3 Hour meter
 - 4 Fuel gauge
 - 5 Water temperature meter
 - 6 F1-F4 lights
 - 7 Switch to select menus / main menu
 - 8 F1-F4 perform the operation displayed in guidance
- ▲ Warning lamp
 - ◆ Caution lamp
 - ℹ Information lamp
 - ⚡ High speed travel lamp
 - 🔋 Battery charge lamp
 - 🔥 Engine oil pressure lamp


* The images shown here are for promotional purposes. * The image may differ from the actual model on sale.

* The machine in the picture is equipped with optional parts. * Ground the bucket when leaving the operator's seat.

Easy access for efficient maintenance

● Open the panel on the upper right side with one touch

Easy access to the fuel tank, hydraulic fluid tank, and the battery.



Hydraulic fluid tank

Battery

Fuel tank



● Open around the operator's seat


The maintenance of the engine, wiring, and hydraulic parts is easy as the cover in front of the operator's seat can be fully opened.



● One-touch action to open both the rear hood and the right side hood.


You can easily access the engine, radiator, and battery as the panels can be opened without tools.

The coolant spray-type radiator adds to the long operation life of the machine.




Air cleaner

Engine



Radiator

A satisfying amount of options depending on the use.



● Hydraulic quick coupler makes changing attachments quick and easy.



● Unattach bucket



Place the bucket on the ground. Pull out the safety lock pin. Turn the switch to Remove. Raise the arm to detach.

● Attach bucket



Hang the fixed hook. Level the bucket. Turn the switch to Attach. Insert the safety lock pin and fasten.

● Pattern change valve (2way)



● Auto deceleration

If the operation lever stays in neutral for more than 4 seconds, the engine speed will automatically change to low idle. The engine speed will automatically revert to the original speed once the operation lever is moved.




Dial [Auto-decel. spec] (Option)

● Cabin model

The cabin complies with ROPS and FOPS ISO standards

● Rearview mirror
Standardly equipped.

● Door handle
Easy to grip by either hand.



● Assist bar
Easy to grip, getting in / out easily.



* The images shown here are for promotional purposes. * The image may differ from the actual model on sale.
* The machine in the picture is equipped with optional parts. * Ground the bucket when leaving the operator's seat.
* Be sure to wear the seat-belt when operating the excavator.



Providing services that keep you on track. SMARTASSIST Remote

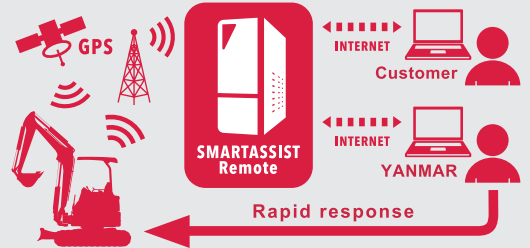
* Separate application required (free)



Scan for details

● Efficient use of machinery thanks to remote monitoring

Our construction equipment is equipped with GPS and communication terminals, allowing you to manage location information via the communication system. The system also lets YANMAR remotely monitor your machine, allowing us to keep on top of maintenance intervals, quickly identify machine trouble, and provide appropriate services and support at all times.



● Providing peace of mind, supporting your business

- Theft prevention tool**
The theft prevention feature emails you if the machine moves out of a pre-determined area.
- Error notification service**
Quickly identify location of error in the event of machine trouble.*
- Maintenance management tool**
Manage inspection/maintenance information.
- Operational status management tool**
Visualize operational status of machine.
- Work schedule creation tool**
Record work data and improve efficiency.

* The contents displayed on the screen may differ.

The Unsung Heroes Who Build Our Towns And Cities

You build the infrastructure and the foundations in our towns and cities.
Transforming the places where we stand today, into dreams of tomorrow.
You are the unsung hero.

The YANMAR mission is to provide machines and services that allow you to reach your full potential.

Built tough and with comfort in mind,
YANMAR construction equipment will help you get the job done with ease, regardless of the worksite.
When we make machines, we are dedicated to enabling you to perform at your best all of the time.

One example of this is our innovative True Zero Tail Swing Excavators that set the standard for safety and reliability, enabling operators to perform at their best in tight quarters.

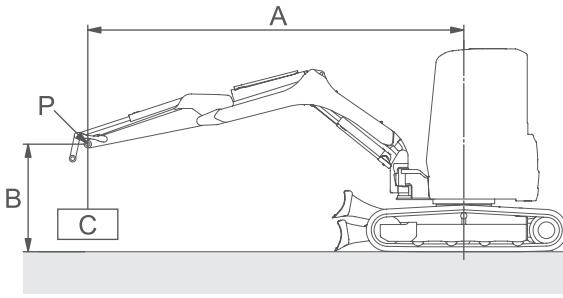
YANMAR also manufactured the first compact diesel engines
and today we continue to make diesel engines ranging from 4 to 4,800 kW.

Equipped with advanced engines and hydraulic systems, our construction equipment delivers better fuel economy, increased productivity and enhanced operation.

YANMAR is the driving force behind the unsung hero.

BEST PERFORMANCE BY YOUR SIDE

Lifting Capacity



With:

Canopy Type
Rubber Crawler

Without: Quick coupler and Bucket

A: Reach from swing center line [m<in.>]

B: Load point height [m<in.>]

C: Lifting load [kg<lbs.>]

P: Load point

: Rating over front

: Rating over side or 180 degrees

Blade on ground

Unit : kg <lbs.>

A [m<in.>]	Max.		3.0 <118.1>		2.5 <98.5>		2.0 <78.7>	
B [m<in.>]								
3.0 <118.1>	390 <859>	460 <*1014>	-	-	-	-	-	-
2.5 <98.5>	340 <749>	460 <*1014>	390 <859>	460 <*1014>	-	-	-	-
2.0 <78.7>	310 <683>	470 <*1036>	360 <793>	460 <*1014>	-	-	-	-
1.0 <39.4>	270 <595>	490 <*1080>	290 <639>	620 <*1366>	760 <*1675>	760 <*1675>	-	-
0 <0>	320 <705>	520 <*1146>	400 <881>	730 <*1609>	510 <1124>	950 <*2094>	720 <1587>	1310 ><*2888>
-1.0 <-39.4>	330 <727>	540 <*1190>	390 <859>	700 <*1543>	500 <1102>	920 <*2028>	700 <1543>	1200 <*2645>
-1.5 <-59.1>	410 <903>	530 <*1168>	-	-	510 <1124>	760 <*1675>	680 <1499>	960 <*2116>

Blade above ground

Unit : kg <lbs.>

A [m<in.>]	Max.		3.0 <118.1>		2.5 <98.5>		2.0 <78.7>	
B [m<in.>]								
3.0 <118.1>	380 <837>	450 <*992>	-	-	-	-	-	-
2.5 <98.5>	330 <727>	400 <881>	450 <*992>	460 <*1014>	-	-	-	-
2.0 <78.7>	300 <661>	360 <793>	360 <793>	460 <*1014>	-	-	-	-
1.0 <39.4>	270 <595>	320 <705>	440 <970>	600 <*1322>	760 <*1675>	760 <*1675>	-	-
0 <0>	270 <595>	330 <727>	400 <881>	480 <1058>	510 <1124>	630 <1388>	690 <1521>	890 <1962>
-1.0 <-39.4>	320 <705>	390 <859>	380 <837>	470 <1036>	500 <1102>	600 <1322>	700 <1543>	870 <1918>
-1.5 <-59.1>	400 <881>	70 <1036>	-	-	510 <1124>	610 <1344>	680 <1499>	840 <1851>

Note:

The lifting load with the asterisk <*> mark is limited by hydraulic lifting capacity rather than tipping. The lifting capacity shown in the above list is based on the ISO Standard No. 10567 and represents either 87% of hydraulic lifting capacity or 75% of tipping load, which is smaller.

