

# EV-1 ELECTRIC

## FOOD SERVICE VEHICLE



**Bring The Point Of Sale To The Students**



## Specialized Food Service Vehicle

Our EV-1 is specifically designed for mobile food service on campuses. Increase meal distribution of breakfast, lunch and community feeding. Additional applications include catering and special events. Standard features allow for an immediate implementation into your food service program.



Internal 12v power ports and food warming bags with internal heating plates



Rear 110v power port creates your POS station



Adjustable internal shelving for maximum capacity

### Included Features

- Food Service Box With Dual Gas Assist
- Doors Internal Adjustable Shelving
- Internal 12v Power Ports
- On Board Inverter
- Rear 120v power outlet for POS
- System Flip Down Rear POS Table
- Custom Designed-Installed Graphics



OPTIONAL-Built in cooler-simple recharge cold plates-generator packages available for 110v coolers/warmers





## SPECIFICATIONS

- Range: Up to 50 mi.
- Recharge: Up to 6-8 hours / 110V/15A
- Warranty - Vehicle: 2 years\*
- Warranty - Batteries: 2 years\*

## MOTOR

- 48-volt DC
- Horsepower-3.7 hp (2.7kW) rated;
- Peak 20 hp (14.9 kW)
- Batteries-(8) 6-volt Flooded Lead Acid
- Charger-DeltaQ QuiQ (1 kW High Frequency)
- Speed Range-5-17 mph (8-27 kph)

## STEERING AND SUSPENSION

- Steering-Electric-Self-adjusting Rack and
- Pinion
- Front Suspension-Independent leaf spring w/dual hydraulic shocks

## BRAKES-ELECTRIC

- Brakes-4-wheel Mechanical Drum
- Park Brake-Foot Operated, Multi-lock

## BODY AND TIRES

- Body and Finish-ArmorFlex with automotive paint/clearcoat
- Tires-20 x 10-10, 6-ply
- Bed-LxWxH-44.2 x 47.5 x 10.5 in
- Wheelbase-78.1 in
- Ground Clearance-5.6 in
- Vehicle LxWxH-118 x 50.3 x 47.1 in
- Frame Type-AlumiCore™ -Ladder-style aluminum box beam

## CAPACITY

- Vehicle Capacity-1200lbs
- Vehicle Weight With Box--1784lbs

# EV1 Specifications

## Standard Features

- Food Service Box With Dual Gas Assist
- Doors Internal Adjustable Shelving
- Internal 12v Power Ports
- On Board Inverter
- Rear 120v power outlet for POS
- System Flip Down Rear POS Table
- Custom Designed-Installed Graphics

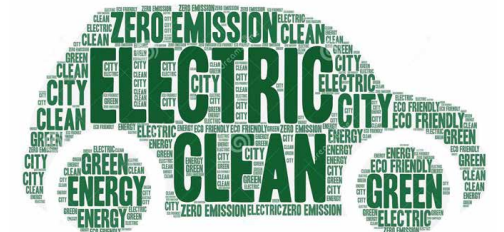
## Box Dimensions-features

Exterior 48"H x 48"W x 48"D

Interior-39"H x 39"W x 45"D

## Includes:

- Two Doors
- Adjustable Shelves
- 12V Power Ports
- External 110V Outlet(Rear)
- Flip Down Rear Table



Placer Union HSD  
01.13.22 3.00  
EV



Placer Union HSD  
01.12.22 1.00  
EV



**Contact: 619-562-1486**  
**[www.ServeSmart.net](http://www.ServeSmart.net)**



# Hitch Mounted Options

We can modify or design/build to meet your needs.

- Hitch Mounted Grills-multiple sizes
- Hitch Mounted Tables
- Food Warmers
- Articulating POS Shelf

Hitch Mounted Grill Station



Hitch Mountain Tables  
Multiple Sizes



Articulating POS Table



Multiple Size Tables



# EV GARAGE/QUICK CAFÉ COMBO

Once your electric vehicle is outside, your garage transforms into a **Quick Café point of sale**. Students can pass through for **grab-n-go** or we offer a serving window option to serve students traditionally.


## ADD- ON

An electric vehicle storage solution and a point of sale together. Add the garage option to any existing Quick Café models.






CLIENT: Central Valley HS  
DATE: 10.25.21 VERSION: 2.00

T009-BL01



POS Station Included



## K-12 Food Service Point of Sale