

Ventura Industrial Products, LLC

Summer Social

It seems the summer began with numerous fastener events full of networking opportunities.

May began with the always successful **NCFA Distributor Social** with complimentary ice cream in honor of the 10th Anniversary of the event. A couple of weeks later, I was off to beautiful Scottsdale, Arizona to attend the **Pac-West Spring Conference**. This was a great event which included a very informative presentation regarding **Prop 65** by **Carmen Vertullo** of **Carver Consulting**. As you know, this is a very hot topic in the industry right now and Carmen has done significant research on the issue. Please see the News section below for additional comments.

I then drove out to Chicago to attend the **Midwest Fastener Association Table Top Show** which took place during the first week of June. This is always a great show and an event I always look forward to attending.

Sara Jugenheimer-Eicher solved the **Q1 Fastener Puzzle**. The answer was "Spring for Bolts and Nuts" ☺ Good luck solving the 2018 Q2 puzzle on the back. Be the first to email the answer to me at **JV@JackieVentura.com** and win a \$25 Panera Gift Card!



News


Carmen Vertullo has developed a **White Paper on Prop 65** and is continuing his research on the topic. Please contact me if you would like a copy of this report and for more information on how you can support this research or receive consultation for your company.



Proud Member of the

North Coast Fastener Association!

*Please call me for Membership Information or visit
NCFA Website at www.ncfaonline.com*



Ventura Industrial Products, LLC

Telephone: 330-467-0102 Fax: 330-467-0108

Mobile Phone: 216-338-8485

Email: JV@JackieVentura.com

WWW.JACKIEVENTURA.COM

FDI Fastener Distributor Index

Report Based on Monthly Distributor Input

The **Fastener Distributor Index** has been developed by **The FCH Sourcing Network** in conjunction with the **NFDA (National Fastener Distributor Association)** and data is analyzed by **David J. Manthey, CFA of R.W. Baird** to measure the operating conditions and sentiment within the North American industrial fastener distributor sector. The **FDI** is compiled monthly from survey input provided by qualified distributors. Results are published on **Fully Threaded Radio** by Mike McNulty of **Fastener Technology International Magazine**. A historical graph of the index is provided below.

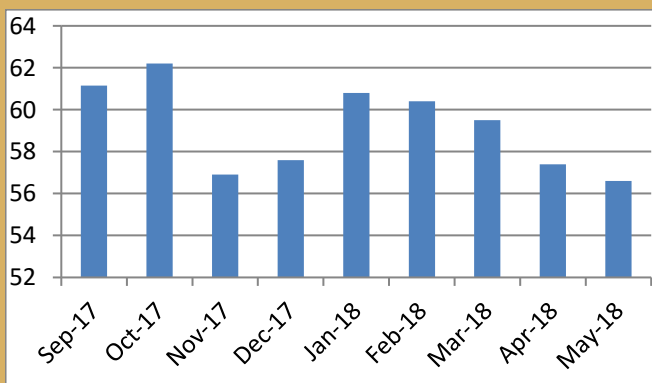
The seasonally-adjusted FDI for May 2018 was 56.6, continuing the YTD theme of a modest m/m deceleration, while still remaining well in expansionary territory. Selling conditions similarly moderated, with the seasonally-adjusted sales index coming in at 61.2 vs. 63.0 in April. Qualitative commentary on demand remains positive, and increasingly inflationary pressures from raw material increases/tariffs were again a common theme across respondent commentary. The six-month outlook remains strong overall, and the Forward-Looking Indicator was essentially unchanged m/m at 58.8 (April 58.9).

The FDI has been developed as a service to the fastener industry and to the wider business community it serves. All survey data collected is maintained in strict confidence and is compiled for publication in index form by **R.W. Baird & Co.** No information collected or compiled through the **FDI** monthly survey is shared, sold or otherwise used outside the scope of the index.

To add your company to the FDI survey group, visit their website at www.FDIsurvey.com or contact FCH directly with additional questions at (877) 332-7836. This website can be accessed securely by registered users during the monthly open survey period, which occurs during the last week of each month. Registered users receive email reminders at the start of each open survey period.

Anything above 50 indicates growth, below 50 is retraction. The seasonally adjusted May FDI (56.6) went down however still in expansionary territory.

Please listen to Fully Threaded Radio's online podcast at for a detailed analysis. www.fullythreaded.com



REPRESENTING

*C&H International
Couplings Company
The Dale Company
Disc & Belleville
EFC International
Eurolink Fastener Supply Service
Fascomp, Inc.
Minneapolis Washers & Stamping
Rolled Threads Unlimited
Spring Bolt & Nut
Triem Industries
USA Fastener Group
Wyandotte Industries*

INDUSTRY EVENTS

2018 CALENDAR

North Coast Fastener Association

Sept 6 - Golf Outing

Dec 6 - Holiday Party @ 6:00 PM Location TBD

National Shows 2018

Oct 30 – Nov 1 – International Fastener Expo 2018, Mandalay Bay Las Vegas, NV

2018 Training

August 20-24 -Fastener Training Week (CFS), Chicago, IL

Dec 3 – 7 - Fastener Training Week (CFS Class), Cleveland, OH

HEALTHCAST

HARMFUL EFFECTS OF PRESERVATIVES IN FOODS

By: Jamie Simpson

Preservatives in foods are designed to prevent bacteria growth and spoilage, but sometimes they can also prevent you from enjoying good health. While the effects of food preservatives on the body can vary with age and health status, looking into the potential harmful effects of preservatives in foods may help you reclaim good health and protect your personal well-being against toxic damage.

Breathing Difficulties

One of the harmful effects of preservatives in foods is the potential to cause breathing difficulties. According to MayoClinic.com, eliminating foods with preservatives from the diet can reduce the symptoms and severity of asthma. MayoClinic.com identified aspartame, sulfites, benzoates and yellow dye No. 5 as preservatives that could exacerbate breathing problems in asthmatics and others, while Medical News Today linked sulphites with shortness of breath and other breathing problems.

Behavioral Changes

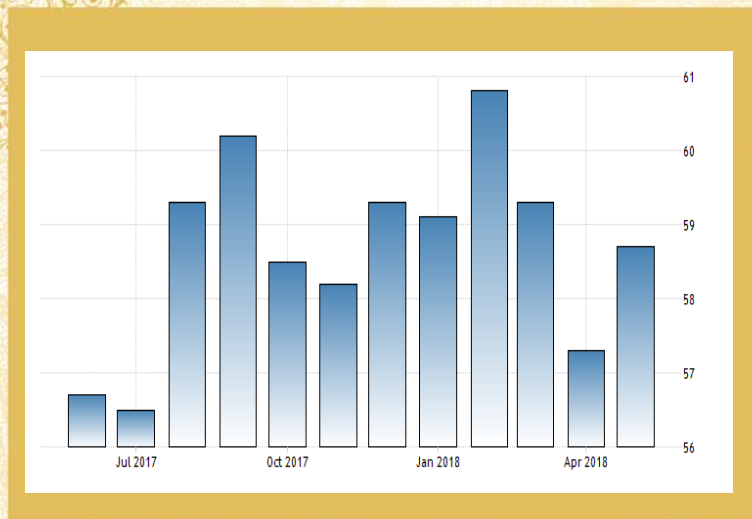
Another harmful effect of preservatives in foods is behavioral changes, especially in young children. According to the Archives of Disease in Children, in a 2003 double-blind study of 1,873 children the consumption of food additives and preservatives led to significant increase in hyperactive behavior. Removing the preservatives or using a placebo didn't lead to these behaviors, which were measured by both parental and objective reporting. The researchers coordinating the study noted that whether the children had been previously identified as hyperactive didn't matter in terms of the effects of the preservatives and additives on their behavior.

Heart Damage

Studies of heart tissue reviewed by InChem have showed that food preservatives can weaken heart tissues. According to laboratory research, rats who consumed the highest levels of food preservatives showed the highest levels of heart damage over time.

Cancer

One of the most serious harmful effects of preservatives in foods is their ability to transform into carcinogens when digested. According to InChem, nitrosamines, which include nitrites and nitrates, interact with stomach and gastric acids to form cancer-causing agents. To avoid this natural chemical reaction between your body and the preservatives, you will need to monitor your diet to eliminate nitrates and nitrites from your meals, snacks and beverages.



ECONOMIC OUTLOOK

Actual	Previous	Highest	Lowest	Dates	Unit	Frequency
58.70	57.30	77.50	29.40	1948-2018	Index Points	Monthly

The Manufacturing ISM Report On Business® is based on data compiled from purchasing and supply executives nationwide. Survey responses reflect the change, if any, in the current month compared to the previous month. For each of the indicators measured (New Orders, Backlog of Orders, New Export Orders, Imports, Production, Supplier Deliveries, Inventories, Customers' Inventories, Employment and Prices), the report shows the percentage reporting each response, the net difference between the number of responses in the positive economic direction and the negative economic direction, and the diffusion index. A PMI™ reading above 50 percent indicates that the manufacturing economy is generally expanding; below 50 percent indicates that it is generally declining. This page provides the latest reported value for - United States ISM Purchasing Managers Index (PMI) - plus previous releases, historical high and low, short-term forecast and long-term prediction, economic calendar, survey consensus and news. United States ISM Purchasing Managers Index (PMI) - actual data, historical chart and calendar of releases - was last updated on June of 2018.

Source: www.tradingeconomics.com | US BUREAU OF ECONOMIC ANALYSIS

Thoughts to Ponder

“The longer we dwell on our misfortunes, the greater is their power to harm us.”
~Voltaire

Fastener Cluster Fun

IEKOURNL TEEARFSNS

SSSNTLAEI MRCTIES

IEFN RTAHED OESSKTC

OHT PDI NAAGDLVZEI

OBLUDE NDE SSTDU

ANSWER:

ANSWER CLUE: Like Good Summer Barbecue

The puzzle answer winner will be announced in the next newsletter.

Ventura Industrial Products, LLC

9520 S. Skyland Drive
Macedonia, OH 44056

