

# Ventura Industrial Products, LLC

## Spring Fever



Thank goodness spring is on its way! We are experiencing an unprecedented time in history. And, while I remain healthy, I am very aware of the impact this epidemic has caused in our society. We will be forever changed as result of this incident.

Numerous industry events have been canceled or postponed, including the **NCFA Distributor Social, Fastener Fair USA, and the Taiwan Fastener Show**, to name a few. Please see inside for the new dates announced at the time of this publishing.

So far, all of the companies I represent are staying open and continue to operate as close to normal as they can, taking all necessary precautions to avoid the spread of the Corona Virus (COVID-19). It seems that many of the Distributors I work with have set up home offices, and I am hard at work from my desk, as well.

My heart goes out to all who have been affected by this virus, and I hope you will join me in praying for those around us who need healing, uplifting, or assistance during this time.

No one solved the **Q4 Fastener Puzzle**. The answer was "Standoff! We are going nuts!" © Good luck solving the 2020 Q1 puzzle on the back. Be the first to email the answer to me at [JV@JackieVentura.com](mailto:JV@JackieVentura.com) and win a \$25 Panera Gift card!

### News


**Fascomp Electronic Hardware** has added precision panel nuts to their product offering.

**The Dale Company** – has just received their second high-speed u-bolt manufacturing machine.

**Eurolink Fastener Supply Service** continues their VBlog Series



**Proud Member of the  
North Coast Fastener Association!**  
Please call me for Membership Information or visit  
NCFA Website at [www.ncfaonline.com](http://www.ncfaonline.com)



Ventura Industrial Products, LLC

Telephone: 330-467-0102 Fax: 330-467-0108

Mobile Phone: 216-338-8485

Email: [JV@JackieVentura.com](mailto:JV@JackieVentura.com)

[WWW.JACKIEVENTURA.COM](http://WWW.JACKIEVENTURA.COM)

# FDI Fastener Distributor Index

## Report Based on Monthly Distributor Input

The **Fastener Distributor Index** has been developed by **The FCH Sourcing Network** in conjunction with the **NFDA (National Fastener Distributor Association)** and data is analyzed by **David J. Manthey, CFA of R.W. Baird** to measure the operating conditions and sentiment within the North American industrial fastener distributor sector. The **FDI** is compiled monthly from survey input provided by qualified distributors. Results are published on **Fully Threaded Radio** by Mike McNulty of **Fastener Technology International Magazine**. A historical graph of the index is provided below.

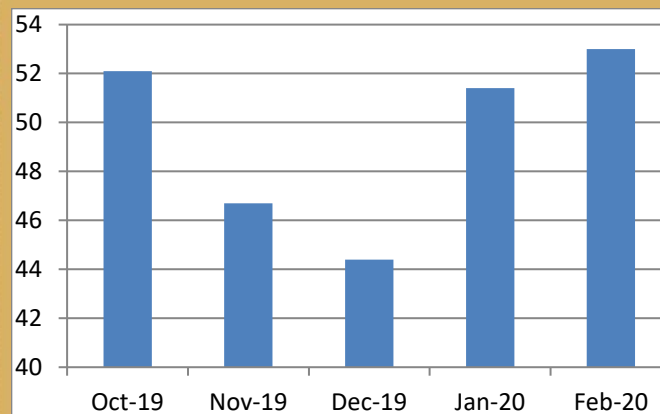
The seasonally adjusted Fastener Distributor Index (FDI) for February was **53.0**, showing month over month improvement for the second consecutive month. The six-month outlook was essentially unchanged, but weakness in other components pushed the Forward-Looking Indicator (FLI) down into contractionary levels, **48.9**. The seasonally adjusted sales index accelerated to 54.9 vs. 50.0 last month, which drove the overall improvement in the FDI. Fewer qualitative comments were received this month but the overall tone of the comments was uneven. One respondent attributed weaker-than-expected February results and expected lower activity six months from now to Coronavirus impacts.

The FDI has been developed as a service to the fastener industry and to the wider business community it serves. All survey data collected is maintained in strict confidence and is compiled for publication in index form by **R.W. Baird & Co.** No information collected or compiled through the **FDI** monthly survey is shared, sold or otherwise used outside the scope of the index.

To add your company to the **FDI** survey group, visit their website at [www.FDIsurvey.com](http://www.FDIsurvey.com) or contact FCH directly with additional questions at (877) 332-7836. This website can be accessed securely by registered users during the monthly open survey period, which occurs during the last week of each month. Registered users receive email reminders at the start of each open survey period.

Anything above 50 indicates growth, below 50 is retraction. The seasonally adjusted February FDI (53.0) increased from the previous month, January (51.4). Hear **Mike McNulty** of **Fastener Technology International**, explain the up-to-date FDI in depth during **Fully Threaded Radio** episode 150, which was published on March 23<sup>rd</sup>.

Please listen to Fully Threaded Radio's online podcast for a detailed analysis. [www.fullythreaded.com](http://www.fullythreaded.com)



## REPRESENTING

*AIM Test Labs*  
*C&H International*  
*Couplings Company*  
*Dale Company*  
*Disc & Belleville*  
*EFC International*  
*Eastern Industrial Products*  
*Eurolink Fastener Supply Service*  
*Fascomp, Inc.*  
*Mr. Washerman*  
*One Stop Packaging*  
*Spring Bolt & Nut*  
*Triem Industries*  
*USA Fastener Group*  
*Wyandotte Industries*

## INDUSTRY EVENTS

2020 CALENDAR

### North Coast Fastener Association

July 30<sup>th</sup> – Night at the Ballpark,  
Progressive Field, Cleveland, OH

Sept 9 – Distributor Social (**New Date**)

Sept 10 – Screw Golf Open,  
Valleaire Golf Club, Hinckley, OH

Additional 2020 events to be announced.

### National Shows 2020

\*April 21-23 – Taiwan Fastener Show,  
Kaohsiung, Taiwan \***Changed to Oct 14-16**

\*May 18-20 - Fastener Fair, Charlotte, NC  
\***Changed to July 12-14**

June 16 – MWFA Fastener Show,  
Elk Grove Village, IL

Sept 28-30 – International Fastener Expo,  
Las Vegas, NV

**FUN FACTS**

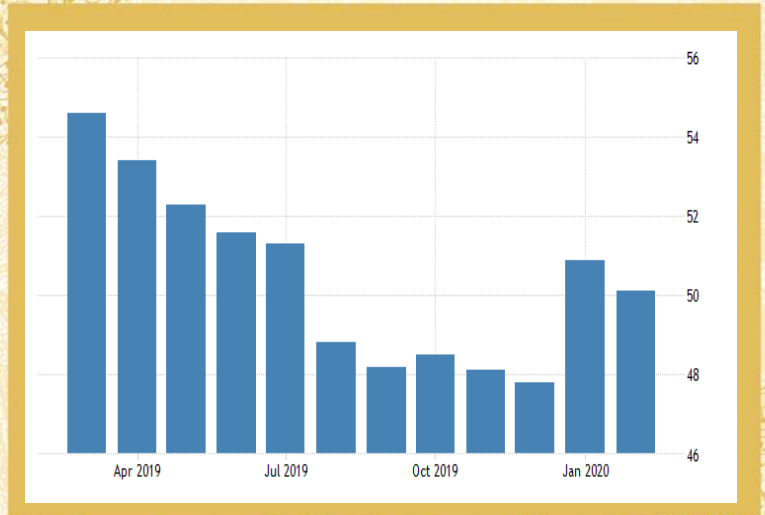
**18 MORE REALLY COOL ANIMAL FACTS**

1. In a study of 200,000 ostriches over a period of 80 years there were no reported cases of an ostrich burying its head in the sand.
2. It's possible to lead a cow upstairs, but not downstairs.
3. A shrimp's heart is in its head.
4. A snail can sleep for three years.
5. The chicken is one of the few things that man eats before it's born and after it's dead.
6. Some dogs can predict when a child will have an epileptic seizure and even protect the child from injury. They're not trained to do this; they simply learn to respond after observing at least one attack.
7. A pregnant goldfish is called a twit.
8. Rats multiply so quickly that in 18 months, two rats could have over a million descendants.
9. There are only three types of snakes on the island of Tasmania and all three are deadly poisonous.
10. It is physically impossible for pigs to look up into the sky.
11. Dolphins sleep with one eye open.
12. A goldfish has a memory span of three seconds.
13. A shark is the only fish that can blink with both eyes.
14. Emus and kangaroos cannot walk backwards and are on the Australian coat of arms for that reason.
15. The jellyfish is 95% water.
16. A hippo can open its mouth wide enough to fit a 4-foot-tall child inside.
17. Only female mosquitoes bite.
18. Most elephants weigh less than the tongue of the blue whale.

**Additional (Not so Fun) Facts to Consider During this Outbreak**

- 22,000 Flu Deaths this Season
- 48,614 Flu Deaths 2003-2004 Season
- 10,000 Drunk Driving Deaths Annually
- 88,000 Alcohol Abuse related Deaths Annually
- 30,000 Gun Deaths (60% Suicide) Annually
- 27,000 Deaths by Falling in 2014
- 46,802 Opioid Abuse Deaths 2018
- 37,461 Car Crash Deaths 2016
- 100,000 Air Pollution related Deaths Annually
- 480,000 Deaths from Smoking Annually

**667 Corona Virus Deaths as of this print date (3/24/20)**



**ECONOMIC OUTLOOK**

Actual	Previous	Highest	Lowest	Dates	Unit	Frequency
50.10	50.90	77.50	29.40	1948-2018	Index Points	Monthly

The Manufacturing ISM Report On Business® is based on data compiled from purchasing and supply executives nationwide. Survey responses reflect the change, if any, in the current month compared to the previous month. For each of the indicators measured (New Orders, Backlog of Orders, New Export Orders, Imports, Production, Supplier Deliveries, Inventories, Customers' Inventories, Employment and Prices), the report shows the percentage reporting each response, the net difference between the number of responses in the positive economic direction and the negative economic direction, and the diffusion index. A PMI™ reading above 50 percent indicates that the manufacturing economy is generally expanding; below 50 percent indicates that it is generally declining. This page provides the latest reported value for - United States ISM Purchasing Managers Index (PMI) - plus previous releases, historical high and low, short-term forecast and long-term prediction, economic calendar, survey consensus and news. United States ISM Purchasing Managers Index (PMI) - actual data, historical chart and calendar of releases - was last updated on February of 2020

Source: [www.tradingeconomics.com](http://www.tradingeconomics.com) | US BUREAU OF ECONOMIC ANALYSIS

*Thoughts to Ponder*

***“Your mind is a garden. Your thoughts are the seeds. You can grow flowers or you can grow weeds.”***

*~ Unknown*



# Fastener Cluster Fun

PILHRCESA DCFEA    ○    ———    ○    ———    ———    ———

TDUS TOLSB        —    ○    ○    —        ———        —    ○

LDANAIEVZG        ———        ○        ○    ○    ———

TLHAE TTGNCIU     ———    ○    ○        —    ○        —    ○

ALROLC DUSTS      ———        —    ○        —    ○        —    ○

**ANSWER:**    ———    ———    —    ———    !

The puzzle answer winner will be announced in the next newsletter.

## Ventura Industrial Products, LLC

9520 S. Skyland Drive  
Macedonia, OH 44056

