



forest
Making British gardens great



AT HOME IN YOUR GARDEN

FENCING • BUILDINGS • LANDSCAPING • GROWING

THE GARDEN COLLECTION 2020



Be *inspired.*

At Forest, we know the joys of gardens. That's why we believe creating your ideal outdoor space should be a pleasure in itself.

Everything in this brochure has been designed to help you make your plot perfect. From beautifully crafted traditional classics to contemporary features and structures. Everything we produce - from the decorative to the functional - is manufactured to look good and last, giving you a garden you'll enjoy for years to come.



Contents.

- 4 Time In The Garden**
- 6 Sustainable Timber**
- 8 Features & Structures**
 - 10 Arbours
 - 12 Arches
 - 14 Pergolas & Pavilions
 - 16 Decking Kits
 - 18 Round Timber Gazebos
 - 22 Summerhouses
 - 26 Children's Playhouses
- 28 Garden Furniture**
- 34 Planting & Growing**
 - 36 Planters
 - 42 Raised Beds
 - 44 Greenhouses & Grow Your Own
 - 49 Composting
- 50 Landscaping**
- 52 Fencing & Gates**
 - 66 Gates
 - 68 Trellis & Lattice
 - 70 Fencing Accessories
- 74 Sheds & Workshops**
- 98 Small Storage**
 - 106 Log Stores
- 108 Log Cabins**
- 114 Care & Attention**



forestgarden.co.uk



forestgardenltd



forestgardenltd



@ForestGardenLtd



Time in the *garden.*

The great British garden is our home. For over 50 years we've been the nation's leading manufacturer and distributor of high quality wooden garden products. With sheds, summerhouses, fencing, decking and decorative structures – you'll find our products online and in over 3000 retail stores across the UK.

We're proud to be a British company using sustainable, British timber. With excellent customer service at the heart of our operation and an industry leading distribution service, our products are available for delivery to homes across the UK.



Well made in Britain.

The majority of timber we use is from trees grown in sustainable forests in the UK. It is then processed through our sawmill and assembled in our UK factory.



Beautifully built.

If you'd rather take a back seat when it comes to building, don't worry. Our Assembly Service, available on selected products, means your new purchase is in safe hands and you can leave all the hard work and heavy lifting to us.

Installed items are indicated with **IN** before the product code.



Delivered, on the dot.

At Forest, we don't like to keep you waiting. That's why we offer nationwide delivery to your home within 5 working days on the majority of our products. Your new feature will be delivered on the day of your choosing, giving you time to clear and prepare your garden.

Home Delivery items are indicated with (HD) after the product code or **HD**.



We stand the test of time.

To ensure that your products look good and last, they are professionally treated. Dip Treated products come with a 10 year Anti-Rot guarantee, Premium Pressure Treated products come with a 15 year Anti-Rot guarantee, giving you the confidence that they're built to last. For more information on how to care for your products see page 115.



Garden guides.

You're just a click away from Garden Guides - our series of online films. You'll find everything from product guides and 'How To' videos to instructions on installation, timber treatments and construction. forestgarden.co.uk



Helping everyone thrive.

We like to do our bit for charity. None more so than Thrive which uses gardening as therapy to bring about positive changes in the lives of people living with disabilities or ill health, or those who are isolated, disadvantaged or vulnerable. thrive.org.uk carryongardening.org.uk



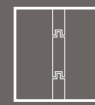
Brochure key:



Overlap Construction



Shiplap Tongue & Groove Construction



Tongue & Groove Construction



Assembly Service available



2-person build



Self-assembly time in hours

DIY TIME



Expert insight



Get the look



Our very latest products



Dip Treated product and guarantee



Pressure Treated product and guarantee



Product made in the UK



Painted



Sustainable *timber.*

Timber is at the very heart of our business. As a natural product it blends seamlessly into your garden and will last for many, many years. We're proud to say that the majority of the timber we use is cut in our very own sawmill, from trees grown in the UK.

Our range is certified by the Forest Stewardship Council®, with the majority of our products carrying the FSC® logo. This means that our timber comes from sustainable, responsibly managed forests that are replanted for future generations.





Grown in Britain.

Sawn in Britain.

Made in Britain.

The majority of the timber we use is grown and felled from managed UK forests across Scotland. After felling, the timber is sawn and processed in our nearby sawmill and taken to our manufacturing operation in the heart of Britain. It is here our skilled workforce proudly design and produce the widest range of garden buildings, fencing and structures available in the UK.

All of the products that we sell are dispatched from this site, here the final part of their journey is managed by our dedicated delivery department who are responsible for distribution to stores or direct to customers' homes by our fleet of vehicles.





Features & *Structures.*

Larger features and structures help create a focal point in the garden, establishing a framework. When designing a garden these elements can make a huge difference to transforming the overall look, they act as the first stepping block around which planting and other elements can be built.

Our arches, arbours, pergolas and decking kits are the perfect way to introduce a unique and decorative structure to your garden. Whilst our beautiful summerhouses and gazebos are not only a feature in their own right, they also provide a sanctuary to escape to.



Get the look.

Make a statement by adding a contemporary arch. Strong lines and modern colours will instantly transform your garden.

Arbours.

Choose from a cosy two-seater or a spacious corner arbour to add character as well as extra seating to your garden. Whatever size your outdoor space, you can create a peaceful place to relax and unwind. Add your own personal touch by bringing it to life with a coat of paint.



15
YEARS

Anti-Rot
Guarantee

3
DIY TIME

SORRENTO ARBOUR

SCA(HD)
202(h) x 217(w) x 199(d)cm
SRP. £459.99



15
YEARS

Anti-Rot
Guarantee

4
DIY TIME

VENETIAN CORNER ARBOUR

CARB(HD)
250(h) x 233(w) x 161(d)cm
SRP. £659.99



15
YEARS

Anti-Rot Guarantee

3
DIY TIME

LYON ARBOUR

LYAS(HD)
200(h) x 156(w) x 67(d)cm
SRP. £269.99



Expert insight.

Our Lyon arbour features a handy box seat, perfect for storing small outdoor items out of sight.



15
YEARS

Anti-Rot Guarantee

3
DIY TIME

15
YEARS

Anti-Rot Guarantee

2
DIY TIME

PARISIENNE ARBOUR

BSEAT1(HD)
212(h) x 154(w) x 66(d)cm
SRP. £249.99



15
YEARS

Anti-Rot Guarantee

3
DIY TIME

LIMOGE ARBOUR

TSAS(HD)
229(h) x 172(w) x 87(d)cm
SRP. £559.99

Supplied unpainted

Garden BBQ Shelter.



15
YEARS

Anti-Rot Guarantee

3
DIY TIME

Outdoor dining doesn't get much better than a Great British BBQ, which is why our Garden/BBQ Shelter is the perfect space for al fresco cooking.

Wide rails offer space for prepping and plates, whilst a unique roof vent provides greater ventilation for smoke.

GARDEN/BBQ SHELTER

GSBQ(HD)
263(h) x 194(w) x 116(d)cm
SRP. £439.99





Adding an arch to your garden is an easy way to create a focal point or add height. Perfect for growing climbing plants and flowers up, they can create a stunning floral feature over a pathway or entrance. From traditional to more contemporary styles, Forest have an arch to suit all types of garden.



WIDTH BETWEEN POSTS: 140cm

Made with simple straight timber slats and painted in the popular Anthracite Grey, this arch has a clean, modern appearance.



◀ **SLATTED PERGOLA ARCH - GREY**

SPAHD
217(h) x 154(w) x 55(d)cm
SRP. £219.99



WIDTH BETWEEN POSTS: 140cm

WHITBY ARCH

WHITA07(HD)
258(h) x 154(w) x 76(d)cm
SRP. £278.99



WIDTH BETWEEN POSTS: 139(front)/89(back)cm

INFINITY ARCH

JAARCH(HD)
270(h) x 148(w) x 61(d)cm
SRP. £256.99



WIDTH BETWEEN POSTS: 107cm

TRELLIS ARCH


BARCH(HD)
208(h) x 140(w) x 41(d)cm
SRP. £72.99



WIDTH BETWEEN POSTS: 115cm

BERKELEY ARCH

BKA(HD)
213(h) x 150(w) x 60(d)cm
SRP. £133.99



WIDTH BETWEEN POSTS: 130cm

CLASSIC ARCH

CLA2(HD)
214(h) x 180(w) x 72(d)cm
SRP. £167.99



WIDTH BETWEEN POSTS: 98cm

RYEFORD ARCH

HRGA(HD)
220(h) x 134(w) x 80(d)cm
SRP. £164.99



WIDTH BETWEEN POSTS: 125cm

GENOA ARCH

CTRA2(HD)
242(h) x 180(w) x 90(d)cm
SRP. £223.99



WIDTH BETWEEN POSTS: 103cm

ROSE ARCH

FRA(HD)
286(h) x 168(w) x 70(d)cm
SRP. £245.99



WIDTH BETWEEN POSTS: 128cm

ULTIMA PERGOLA ARCH

UPART(HD)
245(h) x 182(w) x 136(d)cm
SRP. £279.99



WIDTH BETWEEN POSTS: 218cm

LARGE ULTIMA PERGOLA ARCH

UPARTL(HD)
245(h) x 270(w) x 136(d)cm
SRP. £323.99

 *Expert insight.*

Most of our arches have extended legs allowing them to be sunk into the ground. They can also be sited using Easy-Fit Fencefast, see page 73.

Pergolas & Pavilions.

When creating your garden, adding a large feature can make a huge difference to the overall look – as well as retaining structure as the seasons change. Pergolas and Pavilions provide height and create a focal point in the garden. If you're looking for something new then the Radial Pergola reflects the current trend of curves in garden design.



15
YEARS

Anti-Rot
Guarantee



DIY TIME

RADIAL PERGOLA 90°

RPK90(HD)
249(h) x 275(w) x 275(d)cm
SRP. £239.99



Get the look.

See page 32 for our range of furniture which goes perfectly under our pergolas and pavilions.



15
YEARS

Anti-Rot
Guarantee



DIY TIME

ULTIMA PERGOLA 2.7M

UPK01(HD)
280(h) x 270(w) x 270(d)cm
SRP. £367.99



15
YEARS

Anti-Rot
Guarantee



DIY TIME

ULTIMA PERGOLA 3.6M

UPK02(HD)
280(h) x 360(w) x 360(d)cm
SRP. £435.99

Venetian Pavilion.

Add a real talking point to your garden. Our Venetian Pavilion provides the perfect shady spot to relax, entertain or dine with family and friends. The stunning Pavilion with its eye-catching roof design is available with an optional deck base. This striking structure will let in lots of natural light but also offers protection from the harsh sun or a summer shower.



15
YEARS
Anti-Rot
Guarantee

6
DIY TIME



Expert insight.

Our Venetian Pavilion has a uniquely designed roof structure which lets light in but keeps showers out.

VENETIAN PAVILION (WITH DECK)

VENPAV(HD)
332(h) x 293(w) x 293(d)cm
Width between posts 219cm
SRP. £1629.99



15
YEARS
Anti-Rot
Guarantee

5
DIY TIME

VENETIAN PAVILION (WITHOUT DECK)

VENPAVNB(HD)
332(h) x 293(w) x 293(d)cm
Width between posts 219cm
SRP. £1195.49



Dining Pergola.

Our contemporary and elegant Dining Pergola has a stylish, modern design that will create a stunning feature in your garden. The laddered sides and roof panels are optional but are fantastic for training climbing plants and creating your own shade. What better setting for al fresco dining or drinks.

This beautiful structure also looks great paired with our sleeper furniture and is ideal for a patio or decked areas.



15
YEARS
Anti-Rot
Guarantee

5
DIY TIME



15
YEARS
Anti-Rot
Guarantee

4
DIY TIME

DINING PERGOLA (WITHOUT PANELS)

DINPERGNS(HD)
280(h) x 304(w) x 244(d)cm
SRP. £499.99

DINING PERGOLA (WITH PANELS)

DINPERG(HD)
280(h) x 304(w) x 244(d)cm
SRP. £629.99



Decking Kits.

Create the perfect space for al fresco dining and entertaining, or somewhere simply to relax and enjoy your garden. Our all-in-one kits contain everything you need to transform your outdoor area and can be laid directly onto an existing patio.



15
YEARS

Anti-Rot
Guarantee



DIY TIME

PATIO DECK KIT

PAT88V3HD
131(h) x 250(w) x 246(d)cm
Decked Area: 240(w) x 240(d)cm
SRP. £424.99



15
YEARS

Anti-Rot
Guarantee



DIY TIME

ULTIMA PERGOLA & DECKING KIT

UPDCK88V3HD
250(h) x 305(w) x 305(d)cm
Decked Area: 240(w) x 240(d)cm
SRP. £688.99



15
YEARS

Anti-Rot
Guarantee



DIY TIME

ULTIMA PERGOLA & PATIO DECKING KIT

UPDCK168V3HD
250(h) x 521(w) x 305(d)cm
Decked Area: 490(w) x 240(d)cm
SRP. £1059.99



 *Expert insight.*

Make sure weed block fabric is laid under a deck base to prevent unwanted flora appearing between deck boards.

Ecodek Heritage Composite Deck Kit.

Our composite deck kits contain all the components you need to build a contemporary, stylish deck area in your garden. Quick and easy to build, you can create an area to entertain friends or simply somewhere to unwind. Low maintenance and ideal for small gardens or courtyards. The kit contains everything you need including timber joists for the base.

With a choice of 2 colours, the deck boards can be fixed either side up showing a natural wood grain effect or more contemporary ridged profile.



Expert insight.

Designed to have the look and feel of natural timber, Ecodek deck boards are made up of recycled polyethylene and hardwood fibres from sustainable sources.



ECODEK HERITAGE COMPOSITE DECK KIT - PENNINE MILLSTONE BROWN

CDKITBRHD
13.5(h) x 240(w) x 244(d)cm
SRP. £999.99



ECODEK HERITAGE COMPOSITE DECK KIT - WELSH SLATE GREY

CDKITGYHD
13.5(h) x 240(w) x 244(d)cm
SRP. £999.99





Whether you dream of a simple peaceful moment with a well-earned glass of wine and a good book, a leisurely meal outside with the family or hosting that amazing al fresco party, a hand built Round Timber Gazebo from Forest can turn your dreams into reality.



1 Choose your size.

With a choice of 7 sizes, all our Gazebos are made from smooth-planed Radiata Pine and are Pressure Treated with a 15 year Anti-Rot guarantee.



Hexagonal Garden Gazebos

Available in 3m, 3.6m, 4m and 4.7m.



Premium Oval Gazebos

Available in 5.1m and 6m.



Square Gazebos

Available in 3.5m - with and without a base.

2 Choose your roof type.

We offer a choice of roof type, each of which will give your Gazebo a different look and feel when finished. Our Country Thatch roofs, only available on the Hexagonal Gazebos, are lined with heavy duty, weather-proof canvas, whilst our New England Cedar and Traditional Timber roofs come with a water-proof Tricoya lining.



Traditional Timber



Thatched roofs only available on Hexagonal Gazebos

Country Thatch

Roof lining Available in 3 colours



New England Cedar

3 Choose furnished or unfurnished.

Our Hexagonal and Oval Gazebos are available in either a furnished or unfurnished option. Furnished Hexagonal Gazebos come with 5 bench seats, custom made to fit the shape perfectly, matching seat cushions (in a choice of 3 colours) and a specifically designed hexagonal table. The Furnished Oval Gazebos come with 7 custom bench seats. A set of drop curtains (in a choice of 3 colours) are available for all sizes as an optional extra.



Bench Seats



Table



Cushions

Available in 3 colours



Curtains



3m Hexagonal Garden Gazebo.

Price includes delivery and installation



TRADITIONAL TIMBER - FURNISHED WITH CURTAINS



COUNTRY THATCH



NEW ENGLAND CEDAR

Overall dimensions: 303(h) x 330(w) x 284(d)cm

Furnished	SRP
Thatched Roof - Green Lining & Cushions	HGG3MCTGFIN £4,399
Thatched Roof - Terracotta Lining & Cushions	HGG3MCTTFIN £4,399
Thatched Roof - Cream Lining & Cushions	HGG3MCTCFIN £4,399
Cedar Roof - Green Cushions	HGG3MNECGFIN £5,099
Cedar Roof - Terracotta Cushions	HGG3MNECCFIN £5,099
Cedar Roof - Cream Cushions	HGG3MNECCFIN £5,099
Timber Roof - Green Cushions	HGG3MTTGFIN £4,199
Timber Roof - Terracotta Cushions	HGG3MTTTFIN £4,199
Timber Roof - Cream Cushions	HGG3MTTCFIN £4,199

Unfurnished	SRP
Thatched Roof - Green Lining	HGG3MCTRLGIN £3,599
Thatched Roof - Terracotta Lining	HGG3MCTRLTIN £3,599
Thatched Roof - Cream Lining	HGG3MCTRLCIN £3,599
Cedar Roof	HGG3MNECIN £4,299
Timber Roof	HGG3MTTIN £3,399
Optional Set of 6 Drop Curtains - Only available to purchase with Gazebo	
Curtains - Green	HGG3MCURTHD £499
Curtains - Terracotta	HGG3MCURTTD £499
Curtains - Cream	HGG3MCURTCHD £499

3.6m Hexagonal Garden Gazebo.

Price includes delivery and installation



TRADITIONAL TIMBER



COUNTRY THATCH



NEW ENGLAND CEDAR - FURNISHED WITH CURTAINS



Overall dimensions: 314(h) x 378(w) x 327(d)cm

Furnished	SRP
Thatched Roof - Green Lining & Cushions	HGG36MCTGFIN £5,049
Thatched Roof - Terracotta Lining & Cushions	HGG36MCTTFIN £5,049
Thatched Roof - Cream Lining & Cushions	HGG36MCTCFIN £5,049
Cedar Roof - Green Cushions	HGG36MNECGFIN £6,149
Cedar Roof - Terracotta Cushions	HGG36MNECCFIN £6,149
Cedar Roof - Cream Cushions	HGG36MNECCFIN £6,149
Timber Roof - Green Cushions	HGG36MTTGFIN £4,749
Timber Roof - Terracotta Cushions	HGG36MTTTFIN £4,749
Timber Roof - Cream Cushions	HGG36MTTCFIN £4,749

Unfurnished	SRP
Thatched Roof - Green Lining	HGG36MCTRLGIN £4,099
Thatched Roof - Terracotta Lining	HGG36MCTRLTIN £4,099
Thatched Roof - Cream Lining	HGG36MCTRLCIN £4,099
Cedar Roof	HGG36MNECIN £5,199
Timber Roof	HGG36MTTIN £3,799
Optional Set of 6 Drop Curtains - Only available to purchase with Gazebo	
Curtains - Green	HGG36MCURTHD £649
Curtains - Terracotta	HGG36MCURTTD £649
Curtains - Cream	HGG36MCURTCHD £649

4m Hexagonal Garden Gazebo.

Price includes delivery and installation



15
YEARS

Anti-Rot
Guarantee



UP TO 15
ADULTS



MADE IN THE UK

TRADITIONAL TIMBER - FURNISHED



COUNTRY THATCH



NEW ENGLAND CEDAR

Overall dimensions: 324(h) x 426(w) x 369(d)cm

Furnished

Thatched Roof - Green Lining & Cushions	HGG4MCTGFIN	SRP. £5,899
Thatched Roof - Terracotta Lining & Cushions	HGG4MCTTFIN	£5,899
Thatched Roof - Cream Lining & Cushions	HGG4MCTCFIN	£5,899
Cedar Roof - Green Cushions	HGG4MNECGFIN	£7,099
Cedar Roof - Terracotta Cushions	HGG4MNECTFIN	£7,099
Cedar Roof - Cream Cushions	HGG4MNECCFIN	£7,099
Timber Roof - Green Cushions	HGG4MTTGFIN	£5,499
Timber Roof - Terracotta Cushions	HGG4MTTTFIN	£5,499
Timber Roof - Cream Cushions	HGG4MTTCFIN	£5,499

Unfurnished

Thatched Roof - Green Lining	HGG4MCTRLGIN	SRP. £4,799
Thatched Roof - Terracotta Lining	HGG4MCTRLTIN	£4,799
Thatched Roof - Cream Lining	HGG4MCTRLCIN	£4,799
Cedar Roof	HGG4MNECIN	£5,999
Timber Roof	HGG4MTTIN	£4,399
Optional Set of 6 Drop Curtains - Only available to purchase with Gazebo		
Curtains - Green	HGG4MCURTGH	£749
Curtains - Terracotta	HGG4MCURTTH	£749
Curtains - Cream	HGG4MCURTCH	£749

4.7m Hexagonal Garden Gazebo.

Price includes delivery and installation



TRADITIONAL TIMBER



COUNTRY THATCH



NEW ENGLAND CEDAR - FURNISHED WITH CURTAINS

15
YEARS

Anti-Rot
Guarantee



UP TO 19
ADULTS



MADE IN THE UK

Overall dimensions: 337(h) x 490(w) x 424(d)cm

Furnished


Thatched Roof - Green Lining & Cushions	HGG47MCTGFIN	SRP. £6,999
Thatched Roof - Terracotta Lining & Cushions	HGG47MCTTFIN	£6,999
Thatched Roof - Cream Lining & Cushions	HGG47MCTCFIN	£6,999
Cedar Roof - Green Cushions	HGG47MNECGFIN	£8,199
Cedar Roof - Terracotta Cushions	HGG47MNECTFIN	£8,199
Cedar Roof - Cream Cushions	HGG47MNECCFIN	£8,199
Timber Roof - Green Cushions	HGG47MTTGFIN	£6,299
Timber Roof - Terracotta Cushions	HGG47MTTTFIN	£6,299
Timber Roof - Cream Cushions	HGG47MTTCFIN	£6,299

Unfurnished

Thatched Roof - Green Lining	HGG47MCTRLGIN	SRP. £5,799
Thatched Roof - Terracotta Lining	HGG47MCTRLTIN	£5,799
Thatched Roof - Cream Lining	HGG47MCTRLCIN	£5,799
Cedar Roof	HGG47MNECIN	£6,999
Timber Roof	HGG47MTTIN	£5,099
Optional Set of 6 Drop Curtains - Only available to purchase with Gazebo		
Curtains - Green	HGG47MCURTGH	£899
Curtains - Terracotta	HGG47MCURTTH	£899
Curtains - Cream	HGG47MCURTCH	£899

5.1m & 6m Premium Oval Gazebos.

Price includes delivery and installation



5.1M TRADITIONAL TIMBER

Overall dimensions: 315(h) x 527(w) x 377(d)cm

Furnished		SRP.
Cedar Roof	POG51MNECFIN	£7,899
Timber Roof	POG51MTTFIN	£6,399
Unfurnished		
Cedar Roof	POG51MNECIN	£7,199
Timber Roof	POG51MTTIN	£5,699

Optional Set of 8 Drop Curtains
 - Only available to purchase with Gazebo

Curtains - Green	POG51MCURTGHD	£949
Curtains - Terracotta	POG51MCURTTHD	£949
Curtains - Cream	POG51MCURTCHD	£949

UP TO 22 ADULTS



6M NEW ENGLAND CEDAR

Overall dimensions: 338(h) x 624(w) x 489(d)cm

Furnished		SRP.
Cedar Roof	POG6MNECFIN	£9,999
Timber Roof	POG6MTTFIN	£7,699
Unfurnished		
Cedar Roof	POG6MNECIN	£9,299
Timber Roof	POG6MTTIN	£6,999

Optional Set of 8 Drop Curtains
 - Only available to purchase with Gazebo

Curtains - Green	POG6MCURTGHD	£1,149
Curtains - Terracotta	POG6MCURTTHD	£1,149
Curtains - Cream	POG6MCURTCHD	£1,149

UP TO 27 ADULTS



3.5m Square Garden Gazebo.

Price includes delivery and installation



Our Square Gazebo provides the ideal setting for a hot tub or spa, perfectly proportioned to fit most sizes and is available with or without a base.



TRADITIONAL TIMBER

Overall dimensions: 298(h) x 367(w) x 367(d)cm

Unfurnished - without base		SRP.
Cedar Roof	SGG35MNECNBIN	£5,749
Timber Roof	SGG35MTTNBIN	£3,499

Optional Set of 4 Drop Curtains - Only available to purchase with Gazebo

Curtains - Green	SGG35MCURTGHD	£799
Curtains - Terracotta	SGG35MCURTTHD	£799
Curtains - Cream	SGG35MCURTCHD	£799

NEW ENGLAND CEDAR

Overall dimensions: 312(h) x 367(w) x 367(d)cm

Unfurnished - with base		SRP.
Cedar Roof	SGG35MNECIN	£6,749.
Timber Roof	SGG35MTTIN	£4,499

Optional Set of 4 Drop Curtains - Only available to purchase with Gazebo

Curtains - Green	SGG35MCURTGHD	£799
Curtains - Terracotta	SGG35MCURTTHD	£799
Curtains - Cream	SGG35MCURTCHD	£799

Summerhouses.

Summerhouses provide the perfect opportunity to make more of your garden. These structures can become an office, a playroom or simply a peaceful place to escape in that lovely little sun spot. Our range of summerhouses ensures that whatever size your space, we can offer you a perfectly fitted solution.



Overlap Pressure Treated Summerhouses.

Our Overlap Pressure Treated summerhouses are guaranteed against rot for 15 years and are proudly made in the UK.



The Oakley summerhouse range is packed with features, including a fully-glazed front with deep windows and double doors, combined with large windows in each side to ensure the summerhouses are flooded with natural light.



- Overlap cladding suitable for additional wood treatment or paint
- Pressure Treated with a solid timber-boarded floor
- Windows glazed using safe, lightweight and shatter-resistant acrylic



Get the look.

Our summerhouses come unpainted with a beautiful natural finish but to add your own personal touch they can be painted to add a splash of colour to your garden.



15
YEARS
Anti-Rot
Guarantee

4
DIY TIME



OAKLEY 7X5

222(h) x 219(w) x 146(d)cm

HD OPASUM75HD **SRP. £479.99**

IN OPASUM75IN **SRP. £759.99**



OAKLEY 7X7

222(h) x 219(w) x 207(d)cm

HD OPASUM77HD **SRP. £529.99**

IN OPASUM77IN **SRP. £809.99**



OAKLEY 8X6

222(h) x 258(w) x 193(d)cm

HD OPASUM86HD **SRP. £559.99**

IN OPASUM86IN **SRP. £839.99**



OAKLEY 8X8 CORNER

200(h) x 346(w) x 280(d)cm

HD OPCSUM88HD **SRP. £749.99**

IN OPCSUM88IN **SRP. £1029.99**



Shiplap Tongue & Groove Dip Treated Summerhouses.

Our Shiplap Tongue & Groove summerhouses are manufactured from Dip Treated timber and include shatter-resistant styrene glazing.

Choose from our cosy Cranbourne summerhouse, designed to fit neatly into a sunny corner of your garden or our stylish Maplehurst that boasts a small, wooden-covered veranda. If you're after something larger, our Hollington offers more space and includes an opening window to one side.



MAPLEHURST 7X7

223(h) x 226(w) x 212(d)cm

HD ASUM77HD **SRP. £649.99**

IN ASUM77INST **SRP. £929.99**



CRANBOURNE 7X7 CORNER

197(h) x 315(w) x 242(d)cm

HD CRNRSUM77HD **SRP. £759.99**

IN CRNRSUM77INST **SRP. £1039.99**



HOLLINGTON 8X8

229(h) x 253(w) x 259(d)cm

HD ASUM88HD **SRP. £899.99**

IN ASUM88INST **SRP. £1179.99**

Shiplap Tongue & Groove Pressure Treated Summerhouses.

Our Pressure Treated Shiplap Tongue & Groove summerhouses offer a 15 year guarantee against rot, ensuring the life of your structure.

The Kempford has a unique twist with its reverse apex roof providing a spacious interior, while the traditional-style Bloxham with its long, tall windows maximises natural light. Both feature acrylic glazing and double doors.



BLOXHAM 7X5

223(h) x 219(w) x 174(d)cm

HD BSHSL75HD **SRP. £599.99**

IN BSHSL75INST **SRP. £879.99**



KEMPSFORD 8X6

237(h) x 242(w) x 203(d)cm

HD KSHSL86HD **SRP. £689.99**

IN KSHSL86INST **SRP. £969.99**

Tongue & Groove Pressure Treated Summerhouses.



Our Pressure Treated Tongue & Groove Summerhouse is manufactured from premium smooth-planed interlocking boards and offers a 15 year guarantee against rot.

With its contemporary styling, the Arlington corner summerhouse fits snugly into the corner of your garden and features full length acrylic glazed doors and windows.



ARLINGTON 8X8 CORNER

200(h) x 346(w) x 280(d)cm

HD TPCSUM88HD **SRP. £929.99**

IN TPCSUM88IN **SRP. £1259.99**

Children's *Playhouses.*

Sometimes, your garden is more than just a garden. It can be a royal palace. An alien planet. Or even, a pirate ship. That's why our range of children's products is designed to give them freedom and independence to explore and play, whilst keeping them curious and safe at the same time.



15
YEARS

Anti-Rot
Guarantee

3
DIY TIME

CE
EN71 COMPLIANT
Warning: Only for domestic use.



Expert insight.

Each playhouse is supplied unpainted, flat-packed and features quality Tongue & Groove panels and boarded floors, as well as safe, shatter resistant windows.

BASIL MULTIPLAY PLAYHOUSE 8X4

PHTPA84(HD)
175(h) x 257(w) x 147(d)cm
SRP. £489.99

Pressure Treated Playhouses.

Our children's playhouses come with a 15 year Anti-Rot guarantee and feature safe, styrene-glazed windows and magnetic door catches, to prevent trapped fingers.



THYME KIDS' KABIN 5X5

PHTPA55(HD)
196(h) x 183(w) x 162(d)cm
SRP. £479.99



SAGE PLAYHOUSE 4X4

PHTPA44(HD)
156(h) x 146(w) x 124(d)cm
SRP. £319.99



SAGE PLAYHOUSE TOWER 4X4

PHTPA44ST(HD)
250(h) x 146(w) x 180(d)cm
SRP. £444.99

A garden scene featuring a wooden fence, a blue bench with a patterned pillow, a potted plant, and a wicker table with a teapot.

Garden *Furniture.*

Garden furniture helps to create a liveable space. A seating area can transform a section of your garden into an outdoor living room. Be it a lazy lunch, an evening's entertainment or a secret sun-trap, our garden furniture collection has a little something to make living outdoors a joy.



Get the look.

Garden furniture has become modular, simple sleeper benches work perfectly when set around a low level table or fire pit.

Rosedene Range.



15
YEARS
Anti-Rot
Guarantee

ROSEDENE CHAIR

ROCH(HD)
90(h) x 64(w) x 60(d)cm
SRP. £99.99



15
YEARS
Anti-Rot
Guarantee

ROSEDENE 5FT BENCH

ROBE5(HD)
90(h) x 165(w) x 60(d)cm
SRP. £154.99



15
YEARS
Anti-Rot
Guarantee

ROSEDENE TABLE

ROTA(HD)
76(h) x 160(w) x 90(d)cm
SRP. £184.99

Benches and Chairs sold separately



10
YEARS
Anti-Rot
Guarantee

Introducing a new addition to the Rosedene collection, our 5ft bench has been given a painted finish in Anthracite Grey, giving a contemporary twist to this traditional garden seat.



PAINTED

NEW

ROSEDENE 5FT BENCH - GREY

GYROBE5HD
90(h) x 165(w) x 60(d)cm
SRP. £189.99

Harvington Range.



15
YEARS
Anti-Rot
Guarantee

HARVINGTON 4FT BENCH

HARBE4(HD)
96(h) x 123(w) x 67(d)cm
SRP. £199.99



15
YEARS
Anti-Rot
Guarantee

HARVINGTON 5FT BENCH

HARBE5(HD)
96(h) x 152(w) x 67(d)cm
SRP. £229.99



15
YEARS
Anti-Rot
Guarantee

HARVINGTON LOVE SEAT

HARLS(HD)
90(h) x 167(w) x 72(d)cm
SRP. £279.99

Picnic Tables.



15
YEARS
Anti-Rot
Guarantee

RECTANGULAR PICNIC TABLE - SMALL

RPT150(HD)
70(h) x 150(w) x 150(d)cm
SRP. £129.99



15
YEARS
Anti-Rot
Guarantee

RECTANGULAR PICNIC TABLE - LARGE

RPT177(HD)
77(h) x 177(w) x 153(d)cm
SRP. £209.99



15
YEARS
Anti-Rot
Guarantee

CIRCULAR PICNIC TABLE

CPT208(HD)
72(h) x 206(w) x 206(d)cm
SRP. £399.99



15
YEARS
Anti-Rot
Guarantee

CIRCULAR PICNIC TABLE - WITH SEAT BACKS

CPT208SB(HD)
82(h) x 246(w) x 246(d)cm
SRP. £499.99



15
YEARS
Anti-Rot
Guarantee

TREE SEAT

TRES(HD)
85(h) x 166(w) x 75(d)cm
Fits tree dimension up to 52cm
SRP. £133.99



15
YEARS
Anti-Rot
Guarantee

SARATOGA CHAIR

SACH(HD)
111(h) x 66(w) x 94(d)cm
SRP. £119.99



15
YEARS
Anti-Rot
Guarantee

SARATOGA FOOTSTOOL

SAFS(HD)
37(h) x 55(w) x 60(d)cm
SRP. £49.99



Double Sleeper Benches & Table.

Our modular double sleeper benches and matching low-level table are ideal for creating a relaxed, flexible outdoor seating area whatever size your garden. Pressure Treated with a 15 year Anti-Rot guarantee our furniture is designed to last, giving you years of al fresco dining with family and friends.



DOUBLE SLEEPER BENCH 1.2M

DSBEN12(HD)
45(h) x 120(w) x 35(d)cm
SRP. £99.99



DOUBLE SLEEPER BENCH 1.8M

DSBEN18(HD)
45(h) x 180(w) x 35(d)cm
SRP. £119.99



LOW SLEEPER TABLE 1.2M

LSTAB12(HD)
45(h) x 123(w) x 60(d)cm
SRP. £149.99



Refectory Tables & Bench Sets.

Available in two sizes, 1.2m and 1.8m, our contemporary single sleeper benches are solid, sturdy and easy to assemble. Match them with our refectory-style tables and you'll have the perfect outdoor space to entertain family and friends.

Available as a set or individually.



Seats 4

REFECTORY TABLE & SLEEPER BENCH SET 1.2M

SLTABBEN12(HD)

See below for sizes of individual products

SRP. £334.99



Seats 8

REFECTORY TABLE & SLEEPER BENCH SET 1.8M

SLTABBEN18(HD)

See below for sizes of individual products

SRP. £399.99



REFECTORY TABLE 1.2M

STABLE12(HD)

75(h) x 120(w) x 70(d)cm

SRP. £229.99



REFECTORY TABLE 1.8M

STABLE18(HD)

75(h) x 180(w) x 70(d)cm

SRP. £259.99



Seats 2

SLEEPER BENCH 1.2M

SLBENCH12(HD)

45(h) x 120(w) x 20(d)cm

SRP. £71.99



Seats 4

SLEEPER BENCH 1.8M

SLBENCH18(HD)

45(h) x 180(w) x 20(d)cm

SRP. £92.99



Planting & *Growing.*

There's no better feeling than the overwhelming sense of pride and achievement of growing your own. So, whether you're starting out with a small herb garden, or keen to go all-out with a veg patch or greenhouse, we've got just about everything you need to get your fingers greener.



Get the look.

You don't need a huge garden to enjoy a greenhouse. Our popular Victorian Walkaround will make a beautiful addition to a smaller space.

Planters.

Our range of planters can add a splash of colour to any patio, courtyard or doorway – whatever style of garden. From the contemporary Linear collection that can be used as sets or individually, to our range of accessible planters and raised beds.

Linear Planters.



15
YEARS
Anti-Rot
Guarantee

LINEAR PLANTER - SQUARE

LINPL40(HD)
44(h) x 40(w) x 40(d)cm
SRP. **£71.99**

(holds approx. 49L compost)



15
YEARS
Anti-Rot
Guarantee

LINEAR PLANTER - DOUBLE

LINPL80(HD)
44(h) x 80(w) x 40(d)cm
SRP. **£93.99**

(holds approx. 103L compost)



15
YEARS
Anti-Rot
Guarantee

LINEAR PLANTER - LONG

LINPL120(HD)
44(h) x 120(w) x 40(d)cm
SRP. **£121.99**

(holds approx. 158L compost)



15
YEARS
Anti-Rot
Guarantee

LINEAR PLANTER - TALL

LINPL12090(HD)
92(h) x 120(w) x 40(d)cm
SRP. **£210.99**

(holds approx. 357L compost)

3-in-1 Planter Sets.

To add even more colour and style to your patio, choose one of our planter sets. Giving you more choice and variety, these sets of planters of decreasing size can also be used either side of your entrances or doorways creating a beautiful floral display. These sets stack neatly inside each other when not in use.



CONTEMPORARY SLATTED PLANTER SET

LINPLSET(HD)
 Small 41(h) x 22(w) x 22(d)cm
 Medium 51(h) x 31(w) x 31(d)cm
 Large 62(h) x 42(w) x 42(d)cm
SRP. £109.99



DURHAM RECTANGULAR PLANTER SET

MFD83(HD)
 Small 23(h) x 72(w) x 32(d)cm
 Medium 28(h) x 81(w) x 41(d)cm
 Large 33(h) x 90(w) x 50(d)cm
SRP. £119.99



KENDAL SQUARE PLANTER SET

MFD82(HD)
 Small 23(h) x 32(w) x 32(d)cm
 Medium 28(h) x 41(w) x 41(d)cm
 Large 33(h) x 50(w) x 50(d)cm
SRP. £96.99



YORK HEXAGONAL PLANTER SET

MFD84(HD)
 Small 23(h) x 36(w) x 43(d)cm
 Medium 28(h) x 45(w) x 52(d)cm
 Large 33(h) x 52(w) x 60(d)cm
SRP. £96.99

Slender Planters.



◀ **SLENDER PLANTER - SMALL**
SLPLAN75(HD)
(holds approx. 79L compost)
75(h) x 40(w) x 40(d)cm
SRP. £82.99



◀ **SLENDER PLANTER - LARGE**
SLPLAN100(HD)
(holds approx. 108L compost)
100(h) x 40(w) x 40(d)cm
SRP. £99.99



Get the look.

Use to frame a front doorway to create a colourful display and a welcoming entrance to your home.

Cambridge Planters.



15
YEARS
Anti-Rot
Guarantee

◀ **CAMBRIDGE PLANTER 100X50**
CPK10050(HD) (holds approx. 142L compost)
50(h) x 100(w) x 50(d)cm
SRP. £121.99



15
YEARS
Anti-Rot
Guarantee

◀ **CAMBRIDGE PLANTER 150X50**
CPK15050(HD) (holds approx. 221L compost)
50(h) x 150(w) x 50(d)cm
SRP. £149.99



15
YEARS
Anti-Rot
Guarantee

Supplied Assembled

RICHMOND PLANTER
FPR(HD) (holds approx. 110L compost)
36(h) x 100(w) x 50(d)cm
SRP. £94.49



15
YEARS
Anti-Rot
Guarantee

RAISED LOG PLANTER
RLP(HD) (holds approx. 100L compost)
40(h) x 100(w) x 67(d)cm
SRP. £66.49



15
YEARS
Anti-Rot
Guarantee

OBELISK
OB1230 (single pack)
178(h) x 67(w) x 70(d)cm
SRP. £49.99



As part of our work with our charity partner Thrive, we have developed a range of accessible gardening planters and raised beds. These products are designed with wheelchair users and those with limited mobility in mind, enabling access to planting areas without the need to bend or stoop – look out for the tree logo.

Thrive
using gardening to change lives



15 YEARS
Anti-Rot Guarantee



15 YEARS
Anti-Rot Guarantee



15 YEARS
Anti-Rot Guarantee



BAMBURGH PLANTER TABLE
BPT10050(HD) (holds approx. 80L compost)
87(h) x 100(w) x 50(d)cm
SRP. £121.99

CORNER TABLE PLANTER
CARBEDV2(HD) (holds approx. 143L compost)
90(h) x 122(w) x 122(d)cm
SRP. £221.99

COMPACT CASCADE PLANTER
BCP(HD) (holds approx. 60L compost)
102(h) x 63(w) x 87(d)cm
SRP. £99.99



15 YEARS
Anti-Rot Guarantee



15 YEARS
Anti-Rot Guarantee



BAMBURGH HERB PLANTER
BHP(HD) (holds approx. 100L compost)
33(h) x 150(w) x 50(d)cm
SRP. £110.99

KITCHEN GARDEN TROUGH
BTROUGH(HD) (holds approx. 121L compost)
81(h) x 100(w) x 76(d)cm
SRP. £103.99



DEEP ROOT PLANTER 1M

DRPLANT1(HD) (holds approx. 180L compost)
80(h) x 100(w) x 70(d)cm
SRP. £79.99



DEEP ROOT PLANTER 1.8M

DRPLANT18(HD) (holds approx. 350L compost)
80(h) x 180(w) x 70(d)cm
SRP. £129.99



AGEN PLANTER

AGNPL(HD) (holds approx. 70L compost)
32(h) x 100(w) x 40(d)cm
SRP. £88.99



LOMELLO PLANTER

LOMPLV2(HD) (holds approx. 300L compost)
50(h) x 180(w) x 50(d)cm
SRP. £179.99



TOULOUSE PLANTER - INCLUDES TRELLIS

FPTL(HD) (holds approx. 70L compost)
135(h) x 100(w) x 40(d)cm
SRP. £110.99



VENICE PLANTER - INCLUDES TRELLIS

VENPLV2(HD) (holds approx. 300L compost)
153(h) x 180(w) x 50(d)cm
SRP. £209.99

Raised Beds.

This range of raised beds is perfect for the environmentally conscious gardener and ideal for vegetable plots if you are thinking about self sufficiency. The pre-notched timber components of the Caledonian Range make these raised beds quick and easy to build.



CALEDONIAN CORNER

CAL130130(HD) (holds approx. 200L compost)
28(h) x 131(w) x 131(d)cm
SRP. £110.99



CALEDONIAN SQUARE

CAL9090(HD) (holds approx. 270L compost)
42(h) x 90(w) x 90(d)cm
SRP. £110.99



CALEDONIAN TIERED

CALTRB9090(HD) (holds approx. 250L compost)
56(h) x 90(w) x 90(d)cm
SRP. £121.99

 *Expert insight.*

Raised beds offer extra space to grow your own flowers, fruit or vegetables. Even if you haven't got any open soil you can stand them on concrete and still get growing!



CALEDONIAN TROUGH

CAL4501800(HD) (holds approx. 250L compost)
42(h) x 180(w) x 45(d)cm
SRP. £121.99



CALEDONIAN RECTANGULAR

CAL18090(HD) (holds approx. 400L compost)
28(h) x 180(w) x 90(d)cm
SRP. £121.99



SLEEPER RAISED BED

SLBED42(HD) (holds approx. 200L compost)
40(h) x 130(w) x 70(d)cm
SRP. £149.99



STANDARD RAISED BED

UKRB63 (holds approx. 200L compost)
14(h) x 184(w) x 93(d)cm
SRP. £21.99



BED BUILDER PACK

BB2010(HD) (holds approx. 380L compost)
21(h) x 204(w) x 104(d)cm
SRP. £83.99



Attractive, traditional and spacious, our Vale greenhouses are constructed from high quality, smooth-planed, kiln dried timber with 4mm toughened safety glass. They are ideal for cultivating fruit, vegetables and flowers.

Vale Greenhouses.



Our British made traditional wooden Greenhouses are handmade from the highest quality timber. These stunning and practical buildings will add charm and character to any garden. Available in 3 sizes, the Greenhouses are delivered and built by our skilled fitters.

- Two full widths of potting shelves to ensure your plants get the appropriate amount of light
- Roofs fitted with an opening window and auto vent to keep air flowing
- Glazed with 4mm toughened glass – a safer alternative to regular glass
- High quality ironmongery
- Pressure Treated with a 15 year Anti-Rot guarantee

VALE GREENHOUSE 6X4

IN M6X4GHIN

242(h) x 203(w) x 123(d)cm

SRP. £1589.99

Price includes installation



Expert installation.

The price of our Vale Greenhouses includes delivery and installation by our skilled fitters.





VALE GREENHOUSE 8X6

IN M8X6GHIN
243(h) x 203(w) x 248(d)cm
SRP. £1854.99
Price includes installation



VALE GREENHOUSE 10X8

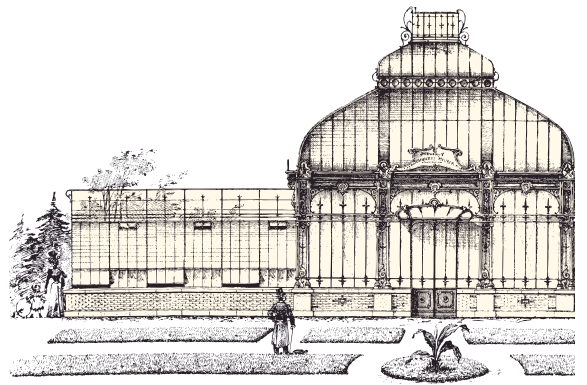
IN M10X8GHIN
266(h) x 264(w) x 323(d)cm
SRP. £2329.99
Price includes installation

Victorian Greenhouses.

The golden era of the Victorian Glasshouse saw increasingly grand architectural buildings, built to propagate and display plants from around the world - designed to maximise light and create the perfect temperature for the exotic varieties inside.


As the interest in all things botanical continued, buildings became simpler and those with smaller spaces could now cultivate plants and grow food for home consumption.

This evolution to lighter, functional, self-assembly glasshouses provided the inspiration for our range of Victorian Greenhouses today.



Victorian Tall Wall Greenhouse.

A flexible and compact greenhouse with acrylic glazing. Ideal for gardens where space is at a premium. Includes two heights of shelving: middle staging can be dropped down to accommodate tall plants and a grow bag.



Supplied Unpainted

VICTORIAN TALL WALL GREENHOUSE

198(h) x 147(w) x 74(d)cm



WITHOUT AUTO VENT
VICTGH(HD)
SRP. £423.99



WITH AUTO VENT
VICTGHAV(HD)
SRP. £449.99



Expert insight.

Our Victorian greenhouses are available to purchase with or without an auto vent.

15
YEARS

Anti-Rot
Guarantee

3
DIY-TIME



Supplied Unpainted

Victorian Walkaround Greenhouse.

A beautifully designed and flexible grow house that will become a real focal point in your garden. The unique design lets the gardener access their plants without going inside the greenhouse and the four opening doors can be hung as required. There is space for two grow bags on the floor and it comes with removeable slatted staging for optimal growing in a small area. Features acrylic glazing and is available to order with or without an auto vent.

VICTORIAN WALKAROUND GREENHOUSE

228(h) x 96(w) x 126(d)cm



WITHOUT AUTO VENT
WRGH(HD)
SRP. £559.99

WITH AUTO VENT
WRGHAV(HD)
SRP. £588.99





MINI GREENHOUSE

MGH(HD)
144(h) x 120(w) x 62(d)cm
SRP. £274.99



LARGE TIMBER COLD FRAME

OLCFD(HD)
38(h) x 109(w) x 63(d)cm
SRP. £77.99



POTTING BENCH

PTWB(HD)
92(h) x 108(w) x 52(d)cm
SRP. £59.99

Reduce waste. Save money.

Home composting is the most environmentally-friendly way of dealing with your garden waste, plus the compost it produces is an excellent soil improver. Our Slot Down Composting Bins allow you to simply remove individual side boards to reach your mature compost, whereas our Beehive Compost Bin features a trapdoor at the bottom providing easy access.



SLOT DOWN COMPOST BIN

FSSCV2(HD) (holds approx. 650L compost)
82(h) x 103(w) x 103(d)cm
SRP. £125.99



Photograph shows one Slot Down Compost Bin and one Extension Kit.

SLOT DOWN COMPOST BIN EXTENSION KIT

FSSCV2EXT(HD) (holds approx. 650L compost per kit)
82(h) x 103(w) x 103(d)cm
SRP. £84.99



BEEHIVE COMPOST BIN

SBHC(HD) (holds approx. 250L compost)
86(h) x 74(w) x 74(d)cm
SRP. £134.99



COMPOSTER

CPT120(HD) (holds approx. 400L compost)
61(h) x 99(w) x 99(d)cm
SRP. £53.99

Landscaping.

The simplest of landscaping jobs can totally transform your garden, which is why we offer everything from easy to install deck boards and tiles to straightforward border edging so you can make the most of your space.

Decking.



VALUE DECK BOARD 2.4M
VDB24(HD)
240(l) x 12(w) x 2(d)cm
SRP. £9.99



PATIO DECK BOARD 2.4M
PATDB1(HD)
240(l) x 12(w) x 3(d)cm
SRP. £11.99



RIDGED DECK TILE
FF50(HD)
50(l) x 50(w) x 3(d)cm
SRP. £9.49



PATIO DECK TILE
PDT600(HD) 7PDT900(HD)
60(l) x 60(w) x 4(d)cm 90(l) x 90(w) x 4(d)cm
SRP. £15.49 SRP. £32.49



15 YEARS
Anti-Rot Guarantee

DECK JOIST

FSDJ8(HD)
240(l) x 15(w) x 5(d)cm
SRP. £18.99



15 YEARS
Anti-Rot Guarantee

Image shows 10 Bearers

EASY DECK BEARER

FSDB8N(HD) (Single Notched Bearer)
240(l) x 7(w) x 7(d)cm
SRP. £20.49



 *Expert insight.*

Our Easy Deck Bearers are compatible with our 60cm square deck tiles and 2.4m deck boards.

Border Edging.



15 YEARS
Anti-Rot Guarantee

HALF MINI SLEEPER

HMS3
10(h) x 90(w) x 6(d)cm
SRP. £10.99



15 YEARS
Anti-Rot Guarantee

MINI SLEEPER

FMS3 10(h) x 90(w) x 12(d)cm SRP. £17.99
FMS6 10(h) x 180(w) x 12(d)cm SRP. £27.49



15 YEARS
Anti-Rot Guarantee

HORIZONTAL LOG EDGING

HLE100
21(h) x 100(w)cm
SRP. £13.49



15 YEARS
Anti-Rot Guarantee

LANDSCAPING SLEEPER

RSNC4 10(h) x 120(w) x 20(d)cm SRP. £23.49
RSNC8 10(h) x 240(w) x 20(d)cm SRP. £40.49



15 YEARS
Anti-Rot Guarantee

LOG ROLL

RLR06 15(h) x 184(w)cm SRP. £12.99
RLR12 30(h) x 184(w)cm SRP. £16.99

RLR09 23(h) x 184(w)cm SRP. £14.99



15 YEARS
Anti-Rot Guarantee

BORDER SECTION

FBS06 15(h) x 102(w)cm SRP. £12.99
FBS12 30(h) x 102(w)cm SRP. £16.99

FBS09 23(h) x 102(w)cm SRP. £14.99



15 YEARS
Anti-Rot Guarantee

DOMED TOP BORDER EDGING

DBE100 23(h) x 108(w)cm SRP. £13.99

Integral timber spikes



15 YEARS
Anti-Rot Guarantee

PICKET FENCE EDGING

FPT1M 32(h) x 111(w)cm SRP. £11.99

Integral timber spikes



BORDER ROLL METAL PIN

BRMP 45(h)cm SRP. £4.99



FIXING PEG

FFP 45(h) x 5(w) x 5(d)cm SRP. £4.79



On the fence? Here's how to choose.

Your fence frames your space. The height and style of fence you choose can have a big impact on the look, feel, and even the noise in your garden. That's why it's important to consider what you need your fence to do, and also what you're allowed to place on your property's boundary.

We have a wide range of panels that offer different combinations of privacy, security, aesthetic and noise reduction features. Once you've selected the panels that best suit your needs you're able to add any fence posts that you need as well as any accessories – choose from Gravel Boards, Post Caps, Decorative Finials and Fence Toppers or our Fencefast installation system – all of the items you need for your fencing project are available for Home Delivery with your panels.

Acoustic Ratings.

The Decibel Noise Reduction Panel is rated with Forest's highest acoustic rating of 4, achieving a reduction in noise level of up to 30dB. We've also tested and applied acoustic ratings to some of our most popular panels.



Up to 30dB reduction.



Up to 25dB reduction.



Up to 20dB reduction.



Up to 10dB reduction.

Delivery.

Forest's range of Fencing and Trellis is available for Home Delivery – subject to a minimum order of 3 panels.

5-step guide:

- 1** CHOOSE YOUR STYLE
▼
- 2** CHOOSE YOUR TREATMENT
▼
- 3** CHOOSE YOUR HEIGHT
▼
- 4** SELECT A MATCHING GATE
▼
- 5** SELECT POSTS & ACCESSORIES

1 *Traditional Larchlap Panels.*

SHOWN ON
PAGE 54


Sturdy panels constructed with overlapping boards, sandwiched between a perimeter frame. Great value panels available in traditional waney edged design or straight cut boards with a rustic finish. Provide privacy and are perfect for marking boundaries.



2 *Closeboard Panels.*

SHOWN ON
PAGE 55

Traditional panels made from thick overlapping square cut boards, arranged vertically and sandwiched by a frame all the way round. Strong, durable panels ideal for boundaries when privacy and security is required.



3 *Featheredge Panels.*

SHOWN ON
PAGE 56


Traditional panels with thick tapered overlapping vertical boards with 3 colour alternatives to suit any garden. Heavy duty construction, ideal if you want privacy and extra security.



4 *Tongue & Groove Panels.*

SHOWN ON
PAGE 57

High specification panels, featuring thick section interlocking Tongue & Groove boards, sandwiched in a quality rebated frame. These strong, contemporary panels look great and offer a high level of security and privacy.



5 *Decibel Panel.*

SHOWN ON
PAGE 58

Designed to help reduce unwanted noise in gardens by busy roads or with close neighbours. Using thick interlocking Tongue & Groove boards, the panel combines noise reduction performance with great looks.



6 *Contemporary Panels.*

SHOWN ON
PAGE 60

A range of stylish and modern panels made from sturdy horizontal slats. Ideal for use along boundaries or as a garden partition. Includes a range of 6ft pre-painted grey panels to transform your garden giving it a strong contemporary look.



7 *Decorative Panels & Screens.*

SHOWN ON
PAGE 62


Our collection of decorative panels have a high quality, smooth-planed finish and come in a variety of styles - available with curved, straight or trellis tops. Our screens are designed as a decorative feature and can let in light to give a more open feel to your garden.



8 *Low Level Fencing.*

SHOWN ON
PAGE 65

Offers an unobtrusive fencing solution that creates a decorative addition to your garden. Ideal for marking boundaries. Available in a variety of styles.





Panels we've been proud of for 50 years. The *Larchlap* Range.

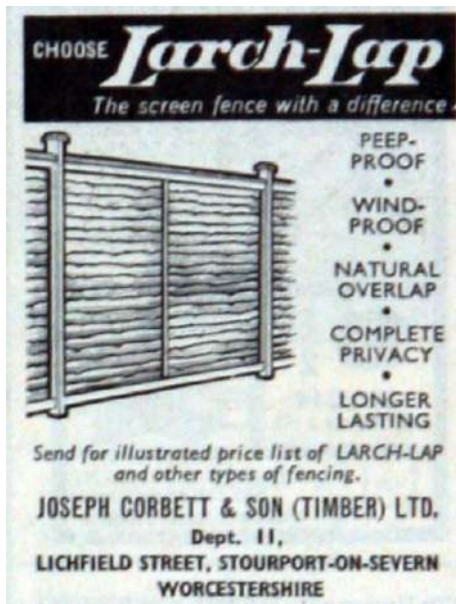


Image courtesy of Grace's Guide to British Industrial History.

Larchlap Panels.

We believe that creating a space you're proud of starts with a product we're proud of. And our Larchlap collection is no exception. Timber for the entire range is grown and felled in UK forests, processed in our UK sawmill and the fence panels are assembled by our skilled workforce at our factory in rural Worcestershire.

The traditional British Larchlap panel has stood the test of time for over 50 years, originally designed by Joseph Corbett & Son in Worcestershire, the company and famous Larchlap panel proudly became part of Forest.

The sturdy panel is constructed with overlapping boards sandwiched in a perimeter frame and is still as peep proof today! Available in the traditional waney edged design or with straight cut boards, in either Dip or Pressure Treated.



MADE IN THE UK



TRADE LAP PANEL

CFT36(HD)
91(h) x 183(w)cm
SRP. £26.99

CFT46(HD)
122(h) x 183(w)cm
SRP. £27.99



CFT56(HD)
152(h) x 183(w)cm
SRP. £28.99

CFT66(HD)
183(h) x 183(w)cm
SRP. £30.99



LAP GATE

FLG63(HD)
182(h) x 91(w)cm
SRP. £93.99





PRESSURE TREATED SUPERLAP PANEL

TPSUPER63PTR(HD)
91(h) x 183(w)cm
SRP. £29.49

TPSUPER64PTR(HD)
122(h) x 183(w)cm
SRP. £30.99



TPSUPER65PTR(HD)
152(h) x 183(w)cm
SRP. £33.49

TPSUPER66PTR(HD)
183(h) x 183(w)cm
SRP. £35.99



PRESSURE TREATED SQUARE LAP GATE

GSL63PTR(HD)
182(h) x 91(w)cm
SRP. £102.99

Closeboard Panels.

Closeboard panels feature vertically mounted overlapping boards (8mm thick) which are sandwiched in a perimeter frame and further strengthened with battens across the back of the panel.



CLOSEBOARD PANEL

FB36(HD)
91(h) x 183(w)cm
SRP. £42.99

FB46(HD)
122(h) x 183(w)cm
SRP. £45.99



FB56(HD)
152(h) x 183(w)cm
SRP. £47.99

FB66(HD)
183(h) x 183(w)cm
SRP. £50.99



BOARD GATE

FBG63(HD)
182(h) x 91(w)cm
SRP. £97.99



PRESSURE TREATED CLOSEBOARD PANEL

FB36PTR(HD)
91(h) x 183(w)cm
SRP. £43.99

FB46PTR(HD)
122(h) x 183(w)cm
SRP. £46.99



FB56PTR(HD)
152(h) x 183(w)cm
SRP. £48.99

FB66PTR(HD)
183(h) x 183(w)cm
SRP. £51.99

Featheredge Panels.

Tapered boards with a 10mm thick leading edge, overlapped and mounted to a perimeter frame and reinforced with two 45mm battens. Finished with a profiled panel cap.



FEATHEREDGE PANEL

FF36(HD)
93(h) x 183(w)cm
SRP. £41.99

FF46(HD)
123(h) x 183(w)cm
SRP. £44.99



FF56(HD)
154(h) x 183(w)cm
SRP. £46.99

FF66(HD)
185(h) x 183(w)cm
SRP. £49.99



FEATHEREDGE GATE

GFE63(HD)
182(h) x 91(w)cm
SRP. £97.99



PRESSURE TREATED FEATHEREDGE PANEL

FF36PTR(HD)
93(h) x 183(w)cm
SRP. £43.99

FF46PTR(HD)
123(h) x 183(w)cm
SRP. £46.99

FF56PTR(HD)
154(h) x 183(w)cm
SRP. £48.99

FF66PTR(HD)
185(h) x 183(w)cm
SRP. £51.99



PRESSURE TREATED FEATHEREDGE GATE

GFE63PTR(HD)
180(h) x 92(w)cm
SRP. £102.99



PRESSURE TREATED FEATHEREDGE PANEL - BROWN

FF36BRPTR(HD)
93(h) x 183(w)cm
SRP. £43.99

FF46BRPTR(HD)
123(h) x 183(w)cm
SRP. £46.99

FF56BRPTR(HD)
154(h) x 183(w)cm
SRP. £48.99

FF66BRPTR(HD)
185(h) x 183(w)cm
SRP. £51.99



Tongue & Groove Panels.

Our Tongue & Groove panels and matching gates are made from high quality interlocking boards that will enhance any garden. Choose from either vertical or horizontal boards for a secure, yet contemporary finish to your garden boundary.



PRESSURE TREATED HORIZONTAL TONGUE AND GROOVE PANEL & GATE

HTGP4(HD)
122(h) x 183(w)cm
SRP. £83.99


HTGP5(HD)
152(h) x 183(w)cm
SRP. £94.49

HTGP6(HD)
183(h) x 183(w)cm
SRP. £104.99



15
YEARS
Anti-Rot
Guarantee

HTGG63(HD)
183(h) x 90(w)cm
SRP. £118.99



PRESSURE TREATED VERTICAL TONGUE AND GROOVE PANEL & GATE

VTGP3(HD)
91(h) x 183(w)cm
SRP. £73.49

VTGP4(HD)
122(h) x 183(w)cm
SRP. £83.99


VTGP5(HD)
152(h) x 183(w)cm
SRP. £94.49

VTGP6(HD)
183(h) x 183(w)cm
SRP. £104.99



15
YEARS
Anti-Rot
Guarantee

VTGG63(HD)
183(h) x 90(w)cm
SRP. £118.99



PRESSURE TREATED DOME TOP TONGUE AND GROOVE PANEL

VDTGP4(HD)
122(h) x 183(w)cm
SRP. £94.49

VDTGP5(HD)
152(h) x 183(w)cm
SRP. £104.99

VDTGP6(HD)
183(h) x 183(w)cm
SRP. £115.49





Keeping the *noise down*. The Decibel *Noise Reduction* Panel.

This award winning innovation from Forest can reduce the noise level down from average road traffic or a typical petrol lawnmower enough to be able to hold a normal conversation on the other side of the fence.



PROFILED
TONGUE & GROOVE
CONSTRUCTION



UP TO 30dB
REDUCTION

15
YEARS

Anti-Rot
Guarantee

Domestic fencing with a difference.

Whether you view your garden as a peaceful place, or a private space, the award winning Decibel Noise Reduction Panel will help reduce unwanted sounds making it feel calmer all round.

The panel combines noise reduction performance with great looks. Thick (17mm) interlocking Tongue & Groove boards are smooth-planed and mounted in a 45mm thick rebated frame to ensure there are no gaps for the noise to pass through.



Acoustic Ratings.

The Decibel Noise Reduction Panel is rated with Forest's highest acoustic rating of 4, achieving a reduction in noise level of up to 30dB. We've also tested and applied acoustic ratings to some of our most popular panels.



Up to
30dB
reduction.



Up to
25dB
reduction.



Up to
20dB
reduction.



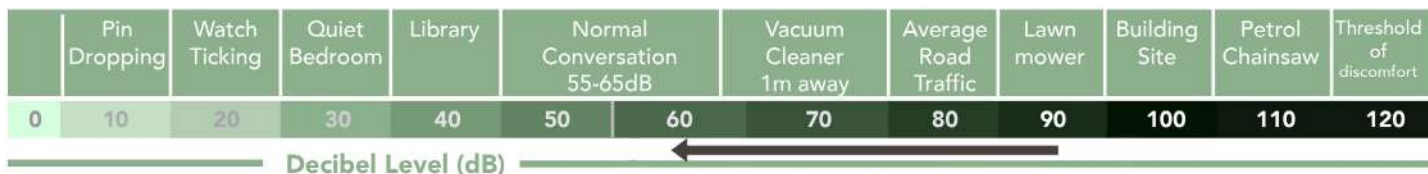
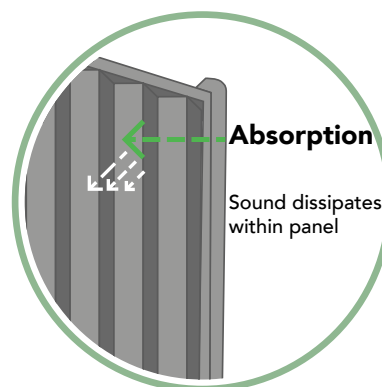
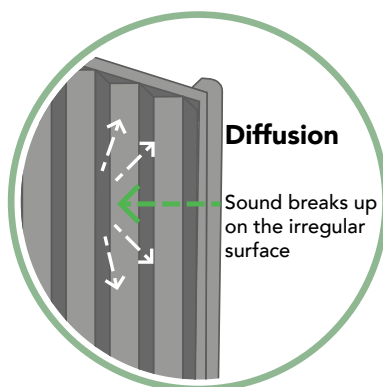
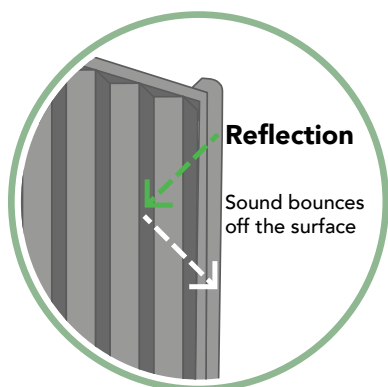
Up to
10dB
reduction.

*Independently laboratory tested to BS EN ISO 10140-2:2010 in accordance with BS EN 1793-2 and BS EN ISO 717-1, achieving a reduction between 25dB and 34dB.
For acoustic rating details see page 115.*



Triform Technology from Forest Garden.

The boards on The Decibel Noise Reduction Panel feature a specially developed triangulated profile. This creates multiple angles over the face of the board which scatter noise waves, reducing their intensity. The Decibel Noise Reduction Panel will look great in any garden and is perfect for houses with close neighbours or for gardens near busy roads.



UP TO 30dB REDUCTION



DECIBEL NOISE REDUCTION PANEL


The tight-fitting boards and smooth-planed finish bring out the natural beauty of the wood. The panels can be mounted with the boards running vertically or horizontally to accentuate either the height or length of the fence run.

SDPANEL18(HD)
180(h) x 183(w)cm
Vertical Boards
SRP. £115.49



DECIBEL GATE

SDG63(HD)
180(h) x 90(w)cm
SRP. £119.99



Contemporary Panels.

Our range of contemporary fence panels will add a modern twist to your garden, whether you choose a natural finish or one of our three new painted panels in Anthracite Grey. All made with smooth-planed horizontal slats, these panels can be used along property boundaries or to partition an area of your garden.



15
YEARS

Anti-Rot
Guarantee

**NEW
SIZE**



Now available in 120(h) and 150(h)cm

CONTEMPORARY DOUBLE SLATTED PANEL

VENHHM3(HD)
91(h) x 180(w)cm
SRP. £73.49

VENHHM4(HD)
120(h) x 180(w)cm
SRP. £81.99

VENHHM5(HD)
150(h) x 180(w)cm
SRP. £92.99

VENHHM6(HD)
180(h) x 180(w)cm
SRP. £104.99



DOUBLE SLATTED GATES

VENHGM3(HD)
90(h) x 90(w)cm
SRP. £64.99

VENHGM6(HD)
180(h) x 90(w)cm
SRP. £107.99

15
YEARS
Anti-Rot
Guarantee



A substantial panel with extra thick 19mm horizontal slats mounted to strong 35mm thick vertical frame battens. Total thickness 54mm.




SINGLE SLATTED PANEL - GREY

GYSLT6HD
181(h) x 180(w)cm
SRP. £129.99



This panel features a 34mm thick rebated frame that houses 12mm thick boards and slats.



CONTEMPORARY MIXED SLATTED PANEL - GREY

GYMSLT6HD
181(h) x 180(w)cm
SRP. £109.99



This painted version of Forest's popular double slatted panel is made using thinner, 8mm, slats mounted alternately to the front and back of 30mm thick vertical frame battens.



CONTEMPORARY DOUBLE SLATTED PANEL - GREY

GYVENHHM6HD
180(h) x 180(w)cm
SRP. £129.99

Decorative Panels.



KYOTO PANEL

ECP12(HD)
120(h) x 180(w)cm
SRP. £68.49

ECP15(HD)
150(h) x 180(w)cm
SRP. £73.49



ECP18(HD)
180(h) x 180(w)cm
SRP. £79.99



KYOTO GATE

ECG189(HD)
180(h) x 90(w)cm
SRP. £109.99

15
YEARS
Anti-Rot
Guarantee



EUROPA PRAGUE PANEL

EGSP2(HD)
120(h) x 180(w)cm
SRP. £78.99



EGSP5(HD)
150(h) x 180(w)cm
SRP. £83.99

EGSP(HD)
180(h) x 180(w)cm
SRP. £89.49



EUROPA PRAGUE GATES

EPG43(HD)
120(h) x 90(w)cm
SRP. £118.99

EPG63(HD)
180(h) x 90(w)cm
SRP. £129.99

15
YEARS
Anti-Rot
Guarantee



EUROPA PLAIN PANEL

EGFP4(HD)
120(h) x 180(w)cm
SRP. £78.99

EGFP5(HD)
150(h) x 180(w)cm
SRP. £83.99



EGFP(HD)
180(h) x 180(w)cm
SRP. £89.49



EUROPA PLAIN GATE

EGFG63(HD)
180(h) x 90(w)cm
SRP. £107.99

15
YEARS
Anti-Rot
Guarantee



15
YEARS
Anti-Rot
Guarantee

EUROPA DOMED PANEL

TPDUSTVEXS11(HD) TPDUSTVEXS18(HD)
110(h) x 180(w)cm 180(h) x 180(w)cm
SRP. £67.49 **SRP. £83.99**



15
YEARS
Anti-Rot
Guarantee

EUROPA CURVED GATE

TPDUSTG10(HD)
179(h) x 100(w)cm
SRP. £113.99



15
YEARS
Anti-Rot
Guarantee

EUROPA BRADVILLE PANEL

TPBRADS18(HD)
180(h) x 180(w)cm
SRP. £94.49



EUROPA DOME GATE

FEDG63(HD)
180(h) x 90(w)cm
SRP. £129.99



15
YEARS
Anti-Rot
Guarantee

WINDERMERE PANEL

WND6(HD)
180(h) x 180(w)cm
SRP. £75.99



15
YEARS
Anti-Rot
Guarantee


WOVEN PANEL

WFP09(HD) WFP18(HD)
91(h) x 180(w)cm 181(h) x 180(w)cm
SRP. £73.49 **SRP. £104.99**



Screens.

Our range is perfect for adding partial screening to your outdoor area. From modern to traditional we have something that adds a decorative touch to your garden.



CONTEMPORARY SINGLE SLATTED PANEL

VENH4(HD)
120(h) x 180(w)cm
SRP. £69.99

VENH5(HD)
150(h) x 180(w)cm
SRP. £74.99

VENH6(HD)
180(h) x 180(w)cm
SRP. £83.99



Now available in 120(h) and 150(h)cm



EUROPA HAMBURG SCREEN 3FT

EGSHA09(HD)
90(h) x 180(w)cm
SRP. £49.99



EUROPA HAMBURG SCREEN 6FT

EGSHA18(HD)
180(h) x 180(w)cm
SRP. £69.99



WILLOW HURDLE

WSP6(HD)
180(h) x 180(w)cm
SRP. £104.99

Low Level Fencing.

Perfect for boundary screening when a full height fence panel is not required. The right low level fence can really enhance the look of your property.



DECORATIVE HIT AND MISS DOMED TOP PANEL
DECHMP11(HD) 110(h) x 183(w)cm **SRP. £65.49**

DECORATIVE HIT AND MISS DOMED TOP GATE
DECHMG(HD) 110(h) x 90(w)cm **SRP. £64.99**



DIAMOND EXPANDING SCREEN
FD38(HD) 90(h) x 240(w)cm **SRP. £46.99**

◀ Backing rail sold separately – FR80 on page 70



HEAVY DUTY PALE PANEL
PAFE63PTR(HD) 90(h) x 183(w)cm **SRP. £38.99**



ULTIMA PALE PANEL
UFP30(HD) 90(h) x 183(w)cm **SRP. £34.99**



PALE PANEL
FP30(HD)
90(h) x 183(w)cm
SRP. £30.99



HEAVY DUTY PALE GATE
PALG33PTR(HD) 90(h) x 100(w)cm **SRP. £59.99**



ULTIMA PALE GATE
UFGP33(HD) 90(h) x 90(w)cm **SRP. £69.99**



PALE GATE
FPG33(HD) 90(h) x 90(w)cm **SRP. £59.99**



Whether you want to make your property more secure, protect your back garden, or make the front of your house look more attractive, having a quality gate is essential for most houses. We stock gates in a variety of different styles and constructions, designed to complement our fence panels they look great when combined with a matching panel run or are perfect when used alone as a side gate.

Traditional Gates.

British made, these traditional overlap gates are made with straight cut boards and are available in either Dip or Pressure Treated.



10 YEARS
Anti-Rot Guarantee

MADE IN THE UK

LAP GATE
FLG63(HD)
182(h) x 91(w)cm
SRP. £93.99



15 YEARS
Anti-Rot Guarantee

MADE IN THE UK

PRESSURE TREATED SQUARE LAP GATE
GSL63PTR(HD)
182(h) x 91(w)cm
SRP. £102.99

Featheredge Gates.

Thick vertical overlapping boards are mounted in a surrounding frame. Available in either Dip or Pressure Treated, their heavy duty construction offers privacy and security.



10 YEARS
Anti-Rot Guarantee

MADE IN THE UK

FEATHEREDGE GATE
GFE63(HD)
182(h) x 91(w)cm
SRP. £97.99



15 YEARS
Anti-Rot Guarantee

MADE IN THE UK

PRESSURE TREATED FEATHEREDGE GATE
GFE63PTR(HD)
180(h) x 92(w)cm
SRP. £102.99

Board Gates.

These robust gates feature thick boards, they are the perfect option for securing your property.



10 YEARS
Anti-Rot Guarantee
MADE IN THE UK

BOARD GATE
FBG63(HD)
182(h) x 91(w)cm
SRP. £97.99



15 YEARS
Anti-Rot Guarantee

DECIBEL GATE
SDG63(HD)
180(h) x 90(w)cm
SRP. £119.99



15 YEARS
Anti-Rot Guarantee

HORIZONTAL TONGUE AND GROOVE GATE
HTGG63(HD)
183(h) x 90(w)cm
SRP. £118.99



15 YEARS
Anti-Rot Guarantee

VERTICAL TONGUE AND GROOVE GATE
VTGG63(HD)
183(h) x 90(w)cm
SRP. £118.99



15 YEARS
Anti-Rot Guarantee
MADE IN THE UK

HEAVY DUTY TONGUE & GROOVE GATE
HDCTG1890(HD)
180(h) x 90(w)cm
SRP. £105.99

Decorative Gates.

With a wide range of styles to choose from, these gates have a high quality, smooth-planed finish.



15 YEARS
Anti-Rot Guarantee

EUROPA PRAGUE GATES
EPG43(HD) 120(h) x 90(w)cm SRP. £118.99
EPG63(HD) 180(h) x 90(w)cm SRP. £129.99



15 YEARS
Anti-Rot Guarantee

DOUBLE SLATTED GATES
VENHGM3(HD) 90(h) x 90(w)cm SRP. £64.99
VENHGM6(HD) 180(h) x 90(w)cm SRP. £107.99



15 YEARS
Anti-Rot Guarantee

KYOTO GATE
ECG189(HD)
180(h) x 90(w)cm
SRP. £109.99



15 YEARS
Anti-Rot Guarantee

EUROPA DOME GATE
FEDG63(HD)
180(h) x 90(w)cm
SRP. £129.99



15 YEARS
Anti-Rot Guarantee

EUROPA CURVED GATE
TPDUSTG10(HD)
179(h) x 100(w)cm
SRP. £113.99



15 YEARS
Anti-Rot Guarantee

EUROPA PLAIN GATE
EGFG63(HD)
180(h) x 90(w)cm
SRP. £107.99

Low Level Gates.



10 YEARS
Anti-Rot Guarantee
MADE IN THE UK

PALE GATE
FPG33(HD)
90(h) x 90(w)cm
SRP. £59.99



15 YEARS
Anti-Rot Guarantee
MADE IN THE UK

HEAVY DUTY PALE GATE
PALG33PTR(HD)
90(h) x 100(w)cm
SRP. £59.99



15 YEARS
Anti-Rot Guarantee
MADE IN THE UK

ULTIMA PALE GATE
UFPG33(HD)
90(h) x 90(w)cm
SRP. £69.99



15 YEARS
Anti-Rot Guarantee

DECORATIVE HIT AND MISS DOMED TOP GATE
DECHMG(HD)
110(h) x 90(w)cm
SRP. £64.99



Trellis & Lattice.

Whether you're looking for a 6ft decorative trellis for boundary screening, something smaller to help climbing plants, or a close-knit lattice designed with privacy in mind, we have everything in a variety of styles: square trellis or diamond lattice, smooth-planed wood and willow.



TRADITIONAL TRELLIS

- TRAD61V4(HD) 180(h) x 30(w)cm **SRP. £13.99**
- TRAD62V4(HD) 180(h) x 60(w)cm **SRP. £21.99**
- TRAD63V4(HD) 180(h) x 90(w)cm **SRP. £24.99**
- TRAD66V4(HD) 180(h) x 180(w)cm **SRP. £39.99**

TRADITIONAL FAN TRELLIS

- TRADF62V3(HD) 180(h) x 60(w)cm **SRP. £18.49**

15
YEARS
Anti-Rot
Guarantee



HEAVY DUTY TRELLIS

- FT61 183(h) x 30(w)cm **SRP. £12.49**
- FT62(HD) 183(h) x 61(w)cm **SRP. £17.99**
- FT63(HD) 183(h) x 91(w)cm **SRP. £21.99**
- FT64(HD) 183(h) x 122(w)cm **SRP. £25.99**
- FT66(HD) 183(h) x 183(w)cm **SRP. £35.49**

HEAVY DUTY FAN TRELLIS

- TFHD20(HD) 183(h) x 66(w)cm **SRP. £18.49**

10
YEARS
Anti-Rot
Guarantee



HIDCOTE LATTICE

- RFL03(HD) 180(h) x 30(w)cm **SRP. £23.99**
- RFL06(HD) 180(h) x 60(w)cm **SRP. £27.99**
- RFL09(HD) 180(h) x 90(w)cm **SRP. £36.49**
- RFL12(HD) 180(h) x 120(w)cm **SRP. £48.49**
- RFL18(HD) 180(h) x 180(w)cm **SRP. £58.99**

HIDCOTE FAN LATTICE

- RFFL06(HD) 180(h) x 61(w)cm **SRP. £26.99**


15
YEARS
Anti-Rot
Guarantee



DOUBLE SLATTED DIAMOND LATTICE

DSLATT61(HD) 180(h) x 30(w)cm **SRP. £23.99**
 DSLATT62(HD) 180(h) x 60(w)cm **SRP. £32.79**
 DSLATT63(HD) 180(h) x 90(w)cm **SRP. £40.49**


15
 YEARS
 Anti-Rot
 Guarantee



PREMIUM FRAMED TRELLIS

FRTREL16(HD) 180(h) x 45(w)cm **SRP. £23.99**
 FRTREL63(HD) 180(h) x 90(w)cm **SRP. £41.99**
 FRTREL64(HD) 180(h) x 120(w)cm **SRP. £49.99**
 FRTREL66(HD) 180(h) x 180(w)cm **SRP. £59.99**


15
 YEARS
 Anti-Rot
 Guarantee



ROSEMORE LATTICE

FRLATT61(HD) 180(h) x 30(w)cm **SRP. £19.99**
 FRLATT62(HD) 180(h) x 60(w)cm **SRP. £29.49**
 FRLATT63(HD) 180(h) x 90(w)cm **SRP. £36.99**
 FRLATT64(HD) 180(h) x 120(w)cm **SRP. £42.49**
 FRLATT66(HD) 180(h) x 180(w)cm **SRP. £53.49**

15
 YEARS
 Anti-Rot
 Guarantee



WISLEY LATTICE

KNL300(HD) 180(h) x 30(w)cm **SRP. £27.99**
 KNL450(HD) 180(h) x 45(w)cm **SRP. £33.99**
 KNL600(HD) 180(h) x 60(w)cm **SRP. £41.99**
 KNL900(HD) 180(h) x 90(w)cm **SRP. £47.99**
 KNL1200(HD) 180(h) x 120(w)cm **SRP. £65.99**
 KNL1800(HD) 180(h) x 180(w)cm **SRP. £86.49**

15
 YEARS
 Anti-Rot
 Guarantee



FRAMED WILLOW TRELLIS

FWT62(HD) 183(h) x 61(w)cm **SRP. £37.99**

5 Delivery.

Our trellis and lattice is available for home delivery – minimum order of 3-4 panels (dependent on style and size). Excludes FT61.

Fencing Accessories.

To complete your fencing project, choose from our range of posts, accessories and Fencefast fixings. Whether you are looking for a decorative fence topper or sturdy concrete post, we have all you need to add those finishing touches. Selected accessories can now be added to your fencing order for Home Delivery.

Accessories.



PANEL CAP

Replacement panel caps for fencing and trellis.

10 YEARS
Anti-Rot Guarantee

FPC02(HD)
183(h) x 1.5(w)cm
SRP. £2.79

15 YEARS
Anti-Rot Guarantee

FPCPTR(HD)
183(h) x 1.5(w)cm
SRP. £3.99



BATTEN

Replacement battens for repairs and maintenance.

10 YEARS
Anti-Rot Guarantee

FBT01
183cm
SRP. £4.39

15 YEARS
Anti-Rot Guarantee

FBTPTR
183cm
SRP. £4.99




FENCE RAIL

A half round backing rail for use with diamond fencing.

15 YEARS
Anti-Rot Guarantee

FR80(HD) 7(h) x 3.5(w) x 240(d)cm SRP. £9.99




GRAVEL BOARD

This Pressure Treated gravel board should be used with Dip Treated fence panels to isolate them from ground contact and protect from rot.

15 YEARS
Anti-Rot Guarantee

FGB66(HD) 15(h) x 183(w) x 2.2(d)cm SRP. £9.29
FGB322150 15(h) x 300(w) x 2.2(d)cm SRP. £12.49



Individual Featheredge boards to make bespoke Featheredge fencing. For use with posts and arris rails.

FEATHEREDGE BOARD

FE1822100J
180(h) x 10(w)cm
SRP. £1.99



ARRIS RAIL

AR187575 180(h) x 7.5(w) x 7.5(d)cm SRP. £8.29
AR37575 300(h) x 7.5(w) x 7.5(d)cm SRP. £10.99



LIGHTWEIGHT CONCRETE GRAVEL BOARD

Lighter than conventional concrete, these gravel boards are easy to move and install. They provide excellent protection against ground moisture as they are not susceptible to rust or decay.

GBR145L(HD) 15(h) x 183(w) x 15(d)cm SRP. £21.99
GBR305L 30(h) x 183(w) x 15(d)cm SRP. £36.99

Fence Toppers.



DIAMOND TRELLIS FENCE TOPPER

DDL16(HD)
30(h) x 183(w)cm
SRP. £20.99

Post Caps & Finials.



15 YEARS
Anti-Rot Guarantee

BALL FINIALS

FBF02(HD)
SRP. £22.99



15 YEARS
Anti-Rot Guarantee

ACORN FINIALS

FAF02(HD)
SRP. £22.99

FENCE POST CAP



15 YEARS
Anti-Rot Guarantee

These finials fit all sizes of Forest post. Each pack contains two finials and two post caps.

FPC01(HD) - for 3" Posts
2.5(h) x 10(w) x 10(d)cm
SRP. £1.99

FPC04(HD) - for 4" Posts
2.5(h) x 12.5(w) x 12.5(d)cm
SRP. £2.79

Gate Fittings & Fixings.

PAD BOLT SET


PGFGS(HD) - Galvanised
SRP. £16.99

PGFDB(HD) - Black
SRP. £21.99



RING GATE LATCH SET

NGFDB(HD) - Black
SRP. £21.99



EUROPA GATE FIXINGS

EDGFGS(HD) - Galvanised
SRP. £21.99

EDGFDB(HD) - Black
SRP. £26.99



PREMIER GATE KIT

PGKGS(HD) - Galvanised
SRP. £26.99

PGKDB(HD) - Black
SRP. £32.99



GALVANISED

Traditional silver galvanised finish for long lasting protection. 100 hour salt spray tested - twice the protection given by standard gate fixings.

PREMIUM BLACK ZINC COATING

Rust resistant stainless steel fixings with a supercharged Zinc coating. 250 hour salt spray tested - 5 times the protection given by standard gate fixings.

All images show the gate fittings with the Premium Black Zinc Coating.

		Pad Bolt	Ring Gate Latch	Europa	Premier	No Forest Fixings Available
Lap Gate	FLG63(HD)	✓	✓			
Pressure Treated Square Lap Gate	GSL63PTR(HD)	✓	✓			
Featheredge Gate	GFE63(HD)	✓	✓			
Pressure Treated Featheredge Gate	GFE63PTR(HD)	✓	✓			
Board Gate	FBG63(HD)	✓	✓			
Heavy Duty Tongue & Groove Gate	HDCTG1890(HD)	✓	✓			
Decibel Gate	SDG63(HD)	✓	✓			
Horizontal Tongue & Groove Gate	HTGG63(HD)	✓	✓			
Vertical Tongue & Groove Gate	VTGG63(HD)	✓	✓			
Europa Dome Gate	FEDG63(HD)			✓		
Europa Curved Gate	TPDUSTG10(HD)					✓*
Kyoto Gate	ECG189(HD)	✓	✓	✓		
Europa Plain Gate	EGFG63(HD)	✓	✓	✓		
Europa 3ft Prague Gate	EPG43(HD)			✓	✓	
Europa 6ft Prague Gate	EPG63(HD)			✓		
Double 3ft Slatted Gate	VENHGM3(HD)	✓				
Double 6ft Slatted Gate	VENHGM6(HD)	✓				
Decorative Hit and Miss Dome Top Gate	DECHMG(HD)				✓	
Pale Gate	FPG33(HD)	✓	✓	✓	✓	
Ultima Pale Gate	UFPG33(HD)	✓	✓	✓	✓	
Heavy Duty Pale Gate	PALG33PTR(HD)	✓	✓	✓	✓	

*We recommend a vertical butterfly gate hinge

Fence Posts & Supports.

INCISED FENCE POSTS

Green	Brown		
PGI36(HD)	PBI36(HD)	180(h) x 7.5(w) x 7.5(d)cm	SRP. £12.49
PGI37(HD)	PBI37(HD)	210(h) x 7.5(w) x 7.5(d)cm	SRP. £14.49
PGI38(HD)	PBI38(HD)	240(h) x 7.5(w) x 7.5(d)cm	SRP. £16.79
PGI46(HD)	PBI46(HD)	180(h) x 10(w) x 10(d)cm	SRP. £21.49
PGI47(HD)	PBI47(HD)	210(h) x 10(w) x 10(d)cm	SRP. £24.49
PGI48(HD)	PBI48(HD)	240(h) x 10(w) x 10(d)cm	SRP. £27.79


Incisions enable preservative to penetrate deep into the post, increasing service life and reducing costs over time.



ROUGH SAWN FENCE POSTS


Green			
FP35(HD)	150(h) x 7.5(w) x 7.5(d)cm	SRP. £11.49	
FP36(HD)	180(h) x 7.5(w) x 7.5(d)cm	SRP. £12.49	
FP37(HD)	210(h) x 7.5(w) x 7.5(d)cm	SRP. £14.49	
FP38(HD)	240(h) x 7.5(w) x 7.5(d)cm	SRP. £15.49	
FP46(HD)	180(h) x 10(w) x 10(d)cm	SRP. £19.99	
FP47(HD)	210(h) x 10(w) x 10(d)cm	SRP. £23.49	
FP48(HD)	240(h) x 10(w) x 10(d)cm	SRP. £26.79	
FP491(HD)	300(h) x 10(w) x 10(d)cm	SRP. £32.49	

SUPPORTS

Green			
FPX522	150(h) x 5(w) x 5(d)cm	SRP. £8.99	
FPX622	180(h) x 5(w) x 5(d)cm	SRP. £9.99	
FPX722	210(h) x 5(w) x 5(d)cm	SRP. £11.49	
FPX822	240(h) x 5(w) x 5(d)cm	SRP. £12.49	

ULTIMA FENCE POSTS

Smooth-planed fence posts, the perfect complement to Europa fencing.

Green			
UP7015(HD)	150(h) x 7(w) x 7(d)cm	SRP. £17.79	
UP7018(HD)	180(h) x 7(w) x 7(d)cm	SRP. £18.99	
UP7024(HD)	240(h) x 7(w) x 7(d)cm	SRP. £20.99	
UP9018(HD)	180(h) x 9(w) x 9(d)cm	SRP. £22.49	
UP9024(HD)	240(h) x 9(w) x 9(d)cm	SRP. £26.79	

REEDED SLOTTED POST

Pressure Treated slotted post for use with Europa fencing.

HTPRSTP(HD)	240(h) x 9.4(w) x 9.4(d)cm	SRP. £39.99
-------------	----------------------------	-------------



LIGHTWEIGHT CONCRETE POST

Easy to install post, a low maintenance alternative to timber. Compatible with concrete gravel boards.

SLT236IL(HD)	236(h) x 8(w) x 11(d)cm	SRP. £31.49
--------------	-------------------------	-------------



TREE AND SHRUB STAKES

SS124	120(h) x 3.2(w) x 3.2(d)cm	SRP. £2.09
-------	----------------------------	------------

SS125	150(h) x 3.2(w) x 3.2(d)cm	SRP. £2.19
-------	----------------------------	------------

SS126	180(h) x 3.2(w) x 3.2(d)cm	SRP. £2.29
-------	----------------------------	------------



UNI-ROUND STAKE

UNI60	180(h) x 6(w) x 6(d)cm	SRP. £11.49
-------	------------------------	-------------

UNI80	240(h) x 6(w) x 6(d)cm	SRP. £12.99
-------	------------------------	-------------



Expert insight.

There are many ways to erect a timber fence. Whichever method is chosen, you can guarantee success if you follow some basic rules.

- Non Pressure Treated fence panels should always be erected on Pressure Treated gravel boards.
- Use suitable posts. Heavier fence panels such as Forest Board and Featheredge Panels will benefit from the added strength of 10cm posts.
- Check your post length before fixing. If erecting over uneven ground you may require longer posts.
- Use Fencefast Easy-Fit products to make replacing a damaged post quicker and easier.



Sheds & Workshops.

Give yourself some shed space.

Deciding which shed is right for your garden can be tricky, choosing the size, style and construction that works for you.

We've made the process as easy as possible, simply follow our 6 step guide.



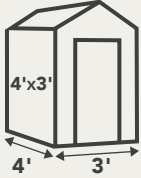
6-step guide:

- 1** CHOOSE YOUR SIZE
▼
- 2** CHOOSE YOUR STYLE
▼
- 3** CHOOSE YOUR CONSTRUCTION
▼
- 4** CHOOSE YOUR TREATMENT
▼
- 5** PREPARE YOUR BASE
▼
- 6** ARRANGE YOUR DELIVERY

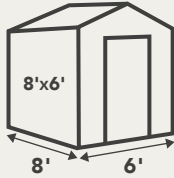
6-step guide to choosing your shed.

1 Choose your size.

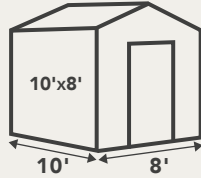
Whether you're after something compact for tools or something spacious for larger equipment, our shed range offers a practical solution whatever size of space you have.



Small and compact shed perfect for neatly storing garden tools.



Mid-size shed suitable for large equipment like lawnmowers and bikes.



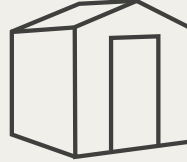
Large, spacious shed ideal for storage or as a functional workshop.

All of our shed descriptions are quoted with the longest length first.

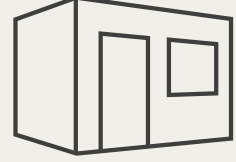
2 Choose your style.

We offer 4 styles of shed:

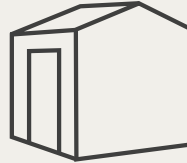
APEX




PENT



REVERSE APEX

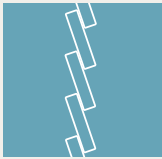


CORNER



3 Choose your construction.

We offer 3 styles of cladding:




OVERLAP

Rough-sawn boards overlap to ensure water run-off.



SHIPLAP TONGUE & GROOVE

Interlocking Tongue & Groove boards with a shiplap profile for water run-off.



TONGUE & GROOVE

Tight-fitting Tongue & Groove boards for wind and rain protection.

4 Choose your treatment.

We offer 2 types of timber treatment:



10 YEARS
Anti-Rot Guarantee

DIP TREATED

Surface treatment, providing short term protection against rot.



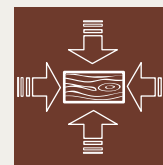
15 YEARS
Anti-Rot Guarantee

PRESSURE TREATED

Penetrative treatment for 15 year Anti-Rot protection.



Boards are dipped in anti-fungal solution.



Anti-fungal preservative is forced into the timber under pressure.

5 Prepare your base.

We recommend you prepare your base before installation in 1 of 3 ways:



CONCRETE SLABS

Slabs neatly laid with minimal gaps on a dressing of sharp sand and hardcore.



CONCRETE

Solid concrete base will minimise movement of sub-soil ensuring longevity.



SHED BASE

A timber frame to raise your shed and isolate from the ground.

6 Arrange your delivery.

We have a range of delivery and assembly options to help you plan and prepare for the arrival of your shed:



BOOKING

Arrange your delivery date ensuring time to prepare your garden.



DELIVERY

Estimated nationwide delivery direct to your door within 5 working days.



ASSEMBLY

Available on all sheds to ensure they're constructed safely and correctly.

See page 115 for details.



Overlap Dip Treated Sheds & Workshops.











OVERLAP
CONSTRUCTION



DIP
TREATED

Features and benefits.

- | | | | | |
|--|---|---|---|---|
| <p>1</p>  <p>PET GLAZING
Shatterproof PET glazed windows, can be fitted either side of your Shed.</p> | <p>2</p>  <p>FELTED ROOF
Weatherproof felted roof constructed from durable sheet material.</p> | <p>3</p>  <p>SOLID FLOOR
Strong solid timber boarded floor, Pressure Treated.</p> | <p>4</p>  <p>FINIAL & BARGE BOARDS
Attractive smooth planed finial & barge boards.</p> | <p>5</p>  <p>STRONG CONSTRUCTION
Increased framing and new metal roof truss bracket.</p> |
| <p>6</p>  <p>HIDDEN HINGES
Cannot be unscrewed from the outside.</p> | <p>7</p>  <p>LATCH SECURITY
Plate hasp and staple latch.</p> | <p>8</p>  <p>RIGID ROBUST DOORS
Double 'Z' framing to prevent doors from dropping.</p> | <p>↓ Ordering your shed.</p> <p>Here at Forest we offer two purchase options when ordering your new shed:</p> <p>Home Delivery [HD] you will receive delivery of your chosen product, to your door, within 5 working days.</p> <p>Home Installation [IN] includes delivery and assembly of your new product leaving all the hard work and heavy lifting to us. See page 115.</p> | |

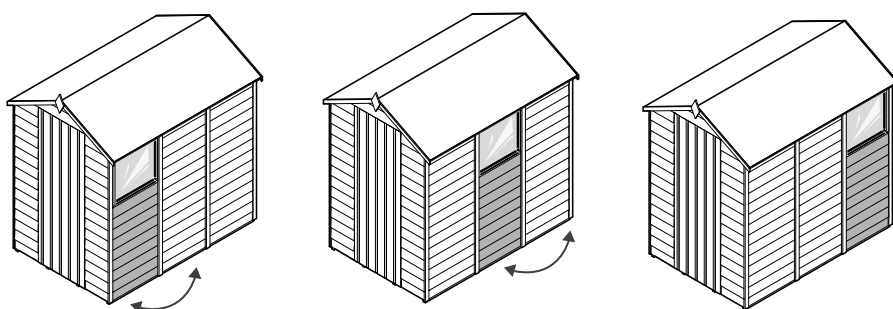
All of our shed descriptions are quoted with the longest length first.

What's New?

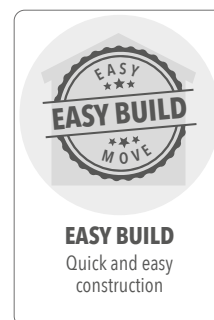

No matter the size of your outdoor space, a garden shed is the most practical of garden structures. It can keep your tools tidy, your outdoor equipment secure, or be used as a workshop. We've redesigned our entire Overlap Shed range and we're confident these are the best sheds we've ever made, giving you years of use in your garden.

- Solid timber boarded floor as standard
- Increased framing for a stronger construction
- Smaller sections make these sheds easier to transport and handle
- Additional metal roof truss brackets on our larger sizes for increased strength

The way the sheds are manufactured means that the same sized panels are interchangeable. This gives you more flexibility when constructing the shed and how you position the windows. Doors can be hinged either side and the windows can be positioned either side on all models including Pent and Reverse Apex sheds.



Interchangeable same size panels gives you flexibility to choose the window position.



4X3 APEX SHED - NO WINDOW

194(h) x 134(w) x 101(d)cm

Windows: 0

Doors: Single (Opening width: 59cm)

HD ODA43NWM(HD) **SRP. £199.99**

IN ODA43NWMIN **SRP. £339.99**



5X3 APEX SHED - NO WINDOW

202(h) x 164(w) x 101(d)cm

Windows: 0

Doors: Single (Opening width: 59cm)

HD ODA53NWM(HD) **SRP. £209.99**

IN ODA53NWMIN **SRP. £349.99**



10
YEARS

Anti-Rot
Guarantee

2.5
DIY TIME



6X4 APEX SHED - NO WINDOW

194(h) x 134(w) x 189(d)cm

Windows: 0

Doors: Single (Opening width: 59cm)

HD ODA46NWM(HD) **SRP. £229.99**

IN ODA46NWMIN **SRP. £369.99**



10
YEARS

Anti-Rot
Guarantee

2.5
DIY TIME



6X4 APEX SHED

194(h) x 134(w) x 189(d)cm

Windows: 1 (fixed)

Doors: Single (Opening width: 59cm)

HD ODA46M(HD) **SRP. £244.99**

IN ODA46MIN **SRP. £384.99**



10
YEARS

Anti-Rot
Guarantee

3
DIY TIME



6X4 APEX SHED - DOUBLE DOOR, NO WINDOW

210(h) x 199(w) x 125(d)cm

Windows: 0

Doors: Double (Opening width: 118cm)

HD ODA64DDNWM(HD) **SRP. £254.99**

IN ODA64DDNWMIN **SRP. £394.99**



10
YEARS

Anti-Rot
Guarantee

3
DIY TIME



6X4 PENT SHED

201(h) x 198(w) x 139(d)cm

Windows: 2 (fixed)

Doors: Single (Opening width: 59cm)

HD ODP64M(HD) **SRP. £249.99**

IN ODP64MIN **SRP. £389.99**



10
YEARS

Anti-Rot
Guarantee

2.5
DIY TIME



6X4 REVERSE APEX SHED

217(h) x 188(w) x 134(d)cm

Windows: 2 (fixed)

Doors: Single (Opening width: 59cm)

HD ODR64M(HD) **SRP. £264.99**

IN ODR64MIN **SRP. £404.99**



10
YEARS

Anti-Rot
Guarantee

3
DIY TIME



**NEW
SIZE**

7X5 APEX SHED - NO WINDOW

202(h) x 164(w) x 219(d)cm

Windows: 0

Doors: Single (Opening width: 59cm)

HD ODA57NWM(HD) **SRP. £309.99**

IN ODA57NWMIN **SRP. £469.99**



10
YEARS

Anti-Rot
Guarantee

3
DIY TIME



7X5 APEX SHED

202(h) x 164(w) x 219(d)cm

Windows: 2 (fixed)

Doors: Single (Opening width: 59cm)

HD ODA57M(HD) **SRP. £324.99**

IN ODA57MIN **SRP. £484.99**



10
YEARS

Anti-Rot
Guarantee

3
DIY TIME



**NEW
SIZE**

7X5 APEX SHED - DOUBLE DOOR

218(h) x 232(w) x 154(d)cm

Windows: 1 (fixed)

Doors: Double (Opening width: 118cm)

HD ODA75DDM(HD) **SRP. £349.99**

IN ODA75DDMIN **SRP. £509.99**



10
YEARS

Anti-Rot
Guarantee

3
DIY TIME



7X5 PENT SHED

201(h) x 226(w) x 169(d)cm

Windows: 2 (fixed)

Doors: Single (Opening width: 59cm)

HD ODP75M(HD) **SRP. £334.99**

IN ODP75MIN **SRP. £494.99**



10
YEARS
Anti-Rot
Guarantee

3
DIY TIME



◀
8X6 APEX SHED - NO WINDOW
210(h) x 199(w) x 243(d)cm
Windows: 0
Doors: Single (Opening width: 59cm)

HD	ODA68NWM(HD)	SRP. £319.99
IN	ODA68NWMIN	SRP. £479.99



10
YEARS
Anti-Rot
Guarantee

3
DIY TIME



◀
8X6 APEX SHED
210(h) x 199(w) x 243(d)cm
Windows: 2 (fixed)
Doors: Single (Opening width: 59cm)

HD	ODA68M(HD)	SRP. £339.99
IN	ODA68MIN	SRP. £499.99



10
YEARS
Anti-Rot
Guarantee

3
DIY TIME



◀
8X6 APEX SHED - DOUBLE DOOR
210(h) x 199(w) x 243(d)cm
Windows: 2 (fixed)
Doors: Double (Opening width: 118cm)

HD	ODA68DDM(HD)	SRP. £364.99
IN	ODA68DDMIN	SRP. £524.99

 Estimated nationwide delivery direct to your door is **within 5 working days.**



8X6 PENT SHED

200(h) x 252(w) x 204(d)cm
 Windows: 2 (fixed)
 Doors: Single (Opening width: 59cm)

- HD** ODP86M(HD) **SRP. £374.99**
- IN** ODP86MIN **SRP. £534.99**

8X6 REVERSE APEX SHED

234(h) x 242(w) x 199(d)cm
 Windows: 2 (fixed)
 Doors: Single (Opening width: 59cm)

- HD** ODR86M(HD) **SRP. £374.99**
- IN** ODR86MIN **SRP. £534.99**

Shed Accessories - Overlap Shed Bases

Our easy to build shed base is made from incised and UC4 Pressure Treated timber, protecting it from rot and preventing your shed from contact with the ground. Only suitable for use with Forest Overlap Dip or Pressure Treated sheds of the corresponding size.

- HD** 4X3 SBP43MHD **SRP. £54.99**
 - IN** 4X3 SBP43MIN **SRP. £103.99**
- 8(h) x 118(w) x 64(d)cm

- HD** 10X6 SBP106MHD **SRP. £134.99**
 - IN** 10X6 SBP106MIN **SRP. £189.99**
- 8(h) x 295(w) x 183(d)cm

- HD** 5X3 SBP53MHD **SRP. £59.99**
 - IN** 5X3 SBP53MIN **SRP. £108.99**
- 8(h) x 148(w) x 94(d)cm

- HD** 10X8 SBP108MHD **SRP. £149.99**
 - IN** 10X8 SBP108MIN **SRP. £204.99**
- 8(h) x 295(w) x 242(d)cm

- HD** 6X3 SBP63MHD **SRP. £64.99**
 - IN** 6X3 SBP63MIN **SRP. £113.99**
- 8(h) x 177(w) x 94(d)cm

- HD** 12X8 SBP128MHD **SRP. £159.99**
 - IN** 12X8 SBP128MIN **SRP. £214.99**
- 8(h) x 354(w) x 242(d)cm

- HD** 6X4 SBP64MHD **SRP. £69.99**
 - IN** 6X4 SBP64MIN **SRP. £118.99**
- 8(h) x 183(w) x 118(d)cm

- HD** 10X10 SBP1010MHD **SRP. £164.99**
 - IN** 10X10 SBP1010MIN **SRP. £224.99**
- 8(h) x 295(w) x 301(d)cm

- HD** 7X5 SBP75MHD **SRP. £99.99**
 - IN** 7X5 SBP75MIN **SRP. £148.99**
- 8(h) x 212(w) x 147(d)cm

- HD** 15X10 SBP1510MHD **SRP. £189.99**
 - IN** 15X10 SBP1510MIN **SRP. £254.99**
- 8(h) x 443(w) x 301(d)cm

- HD** 7X7 SBP77MHD **SRP. £109.99**
 - IN** 7X7 SBP77MIN **SRP. £158.99**
- 8(h) x 212(w) x 206(d)cm

- HD** 20X10 SBP2010MHD **SRP. £229.99**
 - IN** 20X10 SBP2010MIN **SRP. £299.99**
- 8(h) x 590(w) x 301(d)cm

- HD** 8X6 SBP86MHD **SRP. £124.99**
 - IN** 8X6 SBP86MIN **SRP. £173.99**
- 8(h) x 183(w) x 236(d)cm





Overlap Pressure Treated Sheds & Workshops.











OVERLAP
CONSTRUCTION



15
YEARS
Anti-Rot
Guarantee
PRESSURE
TREATED



Features and benefits.

- | | | | | |
|--|---|---|---|---|
| <p>1</p>  <p>PET GLAZING
Shatterproof PET glazed windows, can be fitted either side of your Shed.</p> | <p>2</p>  <p>FELTED ROOF
Weatherproof felted roof constructed from durable sheet material.</p> | <p>3</p>  <p>SOLID FLOOR
Strong solid timber boarded floor, Pressure Treated.</p> | <p>4</p>  <p>FINIAL & BARGE BOARDS
Attractive smooth planed finial & barge boards.</p> | <p>5</p>  <p>STRONG CONSTRUCTION
Increased framing and new metal roof truss bracket.</p> |
| <p>6</p>  <p>HIDDEN HINGES
Cannot be unscrewed from the outside.</p> | <p>7</p>  <p>LATCH SECURITY
Plate hasp and staple latch.</p> | <p>8</p>  <p>RIGID ROBUST DOORS
Double 'Z' framing to prevent doors from dropping.</p> | <p>Ordering your shed.</p> <p>Here at Forest we offer two purchase options when ordering your new shed:</p> <p>Home Delivery [HD] you will receive delivery of your chosen product, to your door, within 5 working days.</p> <p>Home Installation [IN] includes delivery and assembly of your new product leaving all the hard work and heavy lifting to us. See page 115.</p> | |

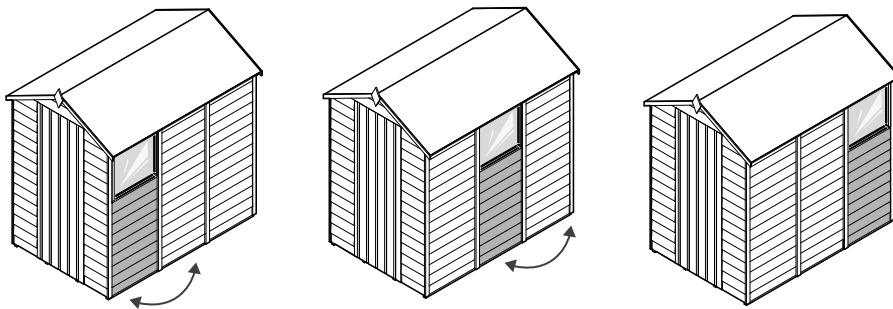
All of our shed descriptions are quoted with the longest length first.

What's New?

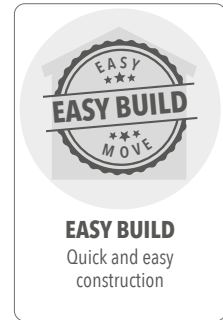

No matter the size of your outdoor space, a garden shed is the most practical of garden structures. It can keep your tools tidy, your outdoor equipment secure, or be used as a workshop. We've redesigned our entire Overlap Shed range and we're confident these are the best sheds we've ever made, giving you years of use in your garden.

- Solid timber boarded floor as standard
- Increased framing for a stronger construction
- Smaller sections make these sheds easier to transport and handle
- Additional metal roof truss brackets on our larger sizes for increased strength

The way the sheds are manufactured means that the same sized panels are interchangeable. This gives you more flexibility when constructing the shed and how you position the windows. Doors can be hinged either side and the windows can be positioned either side on all models including Pent and Reverse Apex sheds.



Interchangeable same size panels gives you flexibility to choose the window position.



4X3 APEX SHED - NO WINDOW

194(h) x 134(w) x 101(d)cm

Windows: 0

Doors: Single (Opening width: 59cm)

- | | | |
|-----------|--------------|---------------------|
| HD | OPA43NWM(HD) | SRP. £209.99 |
| IN | OPA43NWMIN | SRP. £349.99 |



6X3 PENT SHED - NO WINDOW

200(h) x 109(w) x 183(d)cm

Windows: 0

Doors: Single (Opening width: 59cm)

- | | | |
|-----------|------------|---------------------|
| HD | OPP63M(HD) | SRP. £259.99 |
| IN | OPP63MIN | SRP. £399.99 |



15
YEARS
Anti-Rot
Guarantee

2.5
DIY TIME



6X4 APEX SHED - NO WINDOW

194(h) x 134(w) x 189(d)cm
Windows: 0
Doors: Single (Opening width: 59cm)

- HD** OPA46NWM(HD) **SRP. £244.99**
- IN** OPA46NWMIN **SRP. £384.99**



15
YEARS
Anti-Rot
Guarantee

2.5
DIY TIME



6X4 APEX SHED

194(h) x 134(w) x 189(d)cm
Windows: 1 (fixed)
Doors: Single (Opening width: 59cm)

- HD** OPA46M(HD) **SRP. £259.99**
- IN** OPA46MIN **SRP. £399.99**



15
YEARS
Anti-Rot
Guarantee

2.5
DIY TIME



**NEW
SIZE**

6X4 APEX SHED - 4 WINDOWS

194(h) x 134(w) x 189(d)cm
Windows: 4 (fixed)
Doors: Single (Opening width: 59cm)

- HD** OPA464WMF(HD) **SRP. £274.99**
- IN** OPA464WMFIN **SRP. £414.99**



15
YEARS
Anti-Rot
Guarantee

2.5
DIY TIME



**NEW
SIZE**

6X4 PENT SHED

201(h) x 198(w) x 139(d)cm
Windows: 2 (fixed)
Doors: Single (Opening width: 59cm)

- HD** OPP64M(HD) **SRP. £264.99**
- IN** OPP64MIN **SRP. £404.99**



15
YEARS
Anti-Rot
Guarantee

2.5
DIY TIME



6X4 REVERSE APEX SHED

217(h) x 188(w) x 134(d)cm
Windows: 2 (fixed)
Doors: Single (Opening width: 59cm)

- HD** OPR64M(HD) **SRP. £279.99**
- IN** OPR64MIN **SRP. £419.99**



7X5 APEX SHED - NO WINDOW

202(h) x 164(w) x 219(d)cm

Windows: 0

Doors: Single (Opening width: 59cm)

HD OPA57NWM(HD) **SRP. £324.99**

IN OPA57NWMIN **SRP. £484.99**



NEW SIZE

3
DIY TIME



7X5 APEX SHED

202(h) x 164(w) x 219(d)cm

Windows: 2 (fixed)

Doors: Single (Opening width: 59cm)

HD OPA57M(HD) **SRP. £339.99**

IN OPA57MIN **SRP. £499.99**



NEW SIZE

3
DIY TIME



7X5 APEX SHED - DOUBLE DOOR

218(h) x 232(w) x 154(d)cm

Windows: 1 (fixed)

Doors: Double (Opening width: 118cm)

HD OPA75DDM(HD) **SRP. £364.99**

IN OPA75DDMIN **SRP. £524.99**



3
DIY TIME



7X5 PENT SHED

201(h) x 226(w) x 169(d)cm

Windows: 2 (fixed)

Doors: Single (Opening width: 59cm)

HD OPP75M(HD) **SRP. £349.99**

IN OPP75MIN **SRP. £509.99**



3
DIY TIME



7X7 APEX SHED - DOUBLE DOOR

218(h) x 232(w) x 213(d)cm

Windows: 2 (fixed)

Doors: Double (Opening width: 118cm)

HD OPA77DDM(HD) **SRP. £409.99**

IN OPA77DDMIN **SRP. £569.99**



3
DIY TIME



15
YEARS

Anti-Rot
Guarantee

3
DIY TIME



8X6 APEX SHED - NO WINDOW

210(h) x 199(w) x 243(d)cm

Windows: 0

Doors: Single (Opening width: 59cm)

HD OPA68NWM(HD) **SRP. £344.99**

IN OPA68NWMIN **SRP. £504.99**



15
YEARS

Anti-Rot
Guarantee

3
DIY TIME



8X6 APEX SHED

210(h) x 199(w) x 243(d)cm

Windows: 2 (fixed)

Doors: Single (Opening width: 59cm)

HD OPA68M(HD) **SRP. £364.99**

IN OPA68MIN **SRP. £524.99**



15
YEARS

Anti-Rot
Guarantee

3
DIY TIME



**NEW
SIZE**

8X6 APEX SHED - DOUBLE DOOR, NO WINDOW

210(h) x 199(w) x 243(d)cm

Windows: 0

Doors: Double (Opening width: 118cm)

HD OPA68DDNWM(HD) **SRP. £369.99**

IN OPA68DDNWMIN **SRP. £529.99**



15
YEARS

Anti-Rot
Guarantee

3
DIY TIME



8X6 APEX SHED - DOUBLE DOOR

210(h) x 199(w) x 243(d)cm

Windows: 2 (fixed)

Doors: Double (Opening width: 118cm)

HD OPA68DDM(HD) **SRP. £389.99**

IN OPA68DDMIN **SRP. £549.99**



15
YEARS

Anti-Rot
Guarantee

3
DIY TIME



**NEW
SIZE**



8X6 APEX SHED - DOUBLE DOOR, 4 WINDOWS

210(h) x 199(w) x 243(d)cm

Windows: 4 (fixed)

Doors: Double (Opening width: 118cm)

HD OPA68DD4WMF(HD) **SRP. £409.99**

IN OPA68DD4WMFIN **SRP. £569.99**



8X6 PENT SHED

200(h) x 252(w) x 204(d)cm
 Windows: 2 (fixed)
 Doors: Single (Opening width: 59cm)

HD	OPP86M(HD)	SRP. £399.99
IN	OPP86MIN	SRP. £559.99



8X6 REVERSE APEX SHED

234(h) x 242(w) x 199(d)cm
 Windows: 2 (fixed)
 Doors: Single (Opening width: 59cm)

HD	OPR86M(HD)	SRP. £399.99
IN	OPR86MIN	SRP. £559.99

Shed Accessories - Lean To Shed Kits.

Ideal when you need extra space for storing bulky items like wheelbarrows that benefit from being undercover but don't need to be inside the shed – they make a perfect log store too.

Designed to be used with the corresponding size of Overlap Pressure Treated Apex shed, they can be fitted either side. Installation option only available when purchased at the same time as a shed.

Whilst these Lean To Kits will fit Overlap Dip Treated Sheds of the corresponding size, please note that the timber colour will be different due to the treatment applied.

15 YEARS
 Anti-Rot Guarantee
NEW



MADE FOR 6X4 APEX SHEDS
PAGE 84

6X4 LEAN TO SHED KIT

160(h) x 69(w) x 188(d)cm

HD	64LTKMHD	SRP. £69.99
IN	64LTKMIN	SRP. £94.99



MADE FOR 7X5 APEX SHEDS
PAGE 85

7X5 LEAN TO SHED KIT

160(h) x 69(w) x 218(d)cm

HD	75LTKMHD	SRP. £74.99
IN	75LTKMIN	SRP. £99.99



MADE FOR 8X6 APEX SHEDS
PAGE 86

8X6 LEAN TO SHED KIT

160(h) x 68(w) x 242(d)cm

HD	86LTKMHD	SRP. £79.99
IN	86LTKMIN	SRP. £104.99

DOES NOT FIT OPA77DDM



15
YEARS
Anti-Rot
Guarantee

5
DIY TIME



7X7 CORNER SHED

200(h) x 296(w) x 230(d)cm

Windows: 2 (fixed)

Doors: Double (Opening width: 94cm)

HD OPC77(HD)

SRP. £469.99

IN OPC77IN

SRP. £629.99



15
YEARS
Anti-Rot
Guarantee

5
DIY TIME



8X8 CORNER SHED

200(h) x 346(w) x 280(d)cm

Windows: 2 (fixed)

Doors: Double (Opening width: 94cm)

HD OPC88(HD)

SRP. £569.99

IN OPC88IN

SRP. £729.99



15
YEARS
Anti-Rot
Guarantee

5
DIY TIME



10X6 APEX WORKSHOP - DOUBLE DOOR

210(h) x 199(w) x 302(d)cm

Windows: 4 (fixed)

Doors: Double (Opening width: 118cm)

HD OPA610DDM(HD)

SRP. £559.99

IN OPA610DDMIN

SRP. £799.99



15
YEARS
Anti-Rot
Guarantee

5
DIY TIME



10X6 PENT WORKSHOP

200(h) x 311(w) x 204(d)cm

Windows: 2 (fixed)

Doors: Single (Opening width: 59cm)

HD OPP106M(HD)

SRP. £569.99

IN OPP106MIN

SRP. £809.99



10X8 APEX WORKSHOP - DOUBLE DOOR, NO WINDOW

226(h) x 261(w) x 302(d)cm

Windows: 0

Doors: Double (Opening width: 118cm)

HD OPA810DDNWM(HD) **SRP. £629.99**

IN OPA810DDNWMIN **SRP. £869.99**



10X8 APEX WORKSHOP - DOUBLE DOOR

226(h) x 261(w) x 302(d)cm

Windows: 4 (fixed)

Doors: Double (Opening width: 118cm)

HD OPA810DDM(HD) **SRP. £649.99**

IN OPA810DDMIN **SRP. £889.99**



12X8 APEX WORKSHOP - DOUBLE DOOR

226(h) x 261(w) x 361(d)cm

Windows: 6 (fixed)

Doors: Double (Opening width: 118cm)

HD OPA812DDM(HD) **SRP. £714.99**

IN OPA812DDMIN **SRP. £954.99**



10X10 APEX WORKSHOP - DOUBLE DOOR

241(h) x 320(w) x 302(d)cm

Windows: 4 (fixed)

Doors: Double (Opening width: 118cm)

HD OPA1010DDM(HD) **SRP. £729.99**

IN OPA1010DDMIN **SRP. £969.99**



15X10 APEX WORKSHOP - DOUBLE DOOR

241(h) x 320(w) x 449(d)cm

Windows: 6 (fixed)

Doors: Double (Opening width: 118cm)

HD OPA1015DDM(HD) **SRP. £919.99**

IN OPA1015DDMIN **SRP. £1279.99**



20X10 APEX WORKSHOP - DOUBLE DOOR

241(h) x 320(w) x 597(d)cm

Windows: 8 (fixed)

Doors: Double (Opening width: 118cm)

HD OPA1020DDM(HD) **SRP. £1119.99**

IN OPA1020DDMIN **SRP. £1479.99**

Shiplap Tongue & Groove Dip Treated Sheds & Workshops.



SHIPLAP TONGUE & GROOVE CONSTRUCTION

10 YEARS
Anti-Rot Guarantee



DIP TREATED

Features and benefits.



1

PET GLAZING


Shatterproof PET glazed windows, can be fitted either side of your Shed.



2

FELTED ROOF

Green mineral felted roof constructed from durable sheet material.



3

FLOOR

Strong timber boarded floor, Pressure Treated.



4

FINIAL & BARGE BOARDS

Attractive smooth planed finial & barge boards.



5

HIDDEN HINGES

Safe and secure hidden door hinges.



6

LATCH SECURITY

Plate hasp and staple latch.



7

DOUBLE 'Z' FRAMING

Sturdy door braced with double 'Z' framing for added strength and security.

All of our shed descriptions are quoted with the longest length first.



Ordering your shed.

Here at Forest we offer two purchase options when ordering your new shed:

Home Delivery **[HD]** you will receive delivery of your chosen product, to your door, within 5 working days.

Home Installation **[IN]** includes delivery and assembly of your new product leaving all the hard work and heavy lifting to us. See page 115.



6X4 APEX SHED

204(h) x 132(w) x 183(d)cm
 Windows: 1 (fixed)
 Doors: Single (Opening width: 65cm)

- HD** SDA46(HD) **SRP. £314.99**
- IN** SDA46IN **SRP. £454.99**



6X4 PENT SHED

191(h) x 182(w) x 127(d)cm
 Windows: 1 (fixed)
 Doors: Single (Opening width: 65cm)

- HD** SDP64(HD) **SRP. £319.99**
- IN** SDP64IN **SRP. £459.99**



7X5 PENT SHED

204(h) x 209(w) x 153(d)cm
 Windows: 2 (fixed)
 Doors: Single (Opening width: 67cm)

- HD** SDP75(HD) **SRP. £399.99**
- IN** SDP75IN **SRP. £559.99**

5 Estimated nationwide delivery direct to your door is **within 5 working days.**



10
YEARS
Anti-Rot
Guarantee

3
DIY TIME



8X6 APEX SHED

214(h) x 189(w) x 240(d)cm
Windows: 2 (fixed)
Doors: Single (Opening width: 65cm)

HD	SDA68(HD)	SRP. £439.99
IN	SDA68IN	SRP. £599.99



10
YEARS
Anti-Rot
Guarantee

3
DIY TIME



8X6 APEX SHED - DOUBLE DOOR

214(h) x 189(w) x 240(d)cm
Windows: 2 (fixed)
Doors: Double (Opening width: 112cm)

HD	SDA86DD(HD)	SRP. £459.99
IN	SDA86DDIN	SRP. £619.99



10X8 APEX WORKSHOP
 214(h) x 259(w) x 310(d)cm
 Windows: 4 (fixed)
 Doors: Double (Opening width: 112cm)

HD	SDA810DD(HD)	SRP. £829.99
IN	SDA810DDIN	SRP. £1069.99



12X8 APEX WORKSHOP
 214(h) x 259(w) x 372(d)cm
 Windows: 6 (fixed)
 Doors: Double (Opening width: 112cm)

HD	SDA812DD(HD)	SRP. £949.99
IN	SDA812DDIN	SRP. £1189.99

5 Estimated nationwide delivery direct to your door is **within 5 working days.**

Shiplap and Tongue & Groove Shed Bases

Shed base with metal spikes which sink straight into the ground for easy installation. Only suitable for use with Forest Shiplap and Tongue & Groove sheds of the corresponding size.


15 YEARS
 Anti-Rot Guarantee
 MADE IN THE UK

HD	6X4 SBP64HD	SRP. £69.99	HD	7X7 SBP77HD	SRP. £109.99
IN	6X4 SBP64IN	SRP. £118.99	IN	7X7 SBP77IN	SRP. £158.99
	7(h) x 176(w) x 116(d)cm			7(h) x 204(w) x 204(d)cm	
HD	7X5 SBP75HD	SRP. £99.99	HD	8X6 SBP86HD	SRP. £124.99
IN	7X5 SBP75IN	SRP. £148.99	IN	8X6 SBP86IN	SRP. £173.99
	7(h) x 204(w) x 141(d)cm			7(h) x 233(w) x 176(d)cm	



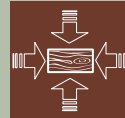


Premium Tongue & Groove Pressure Treated Sheds & Workshops.



TONGUE & GROOVE CONSTRUCTION

15 YEARS
Anti-Rot Guarantee



PRESSURE TREATED


Features and benefits.



1

PREMIUM ACRYLIC GLAZING

Opening acrylic windows for added ventilation, with high quality latches. Can be fitted either side on Apex Sheds.



2

RED MINERAL FELTED ROOF

Strong, longlasting and weatherproof roof constructed from timber boards and high quality red mineral felt.



3

FLOOR

Robust and stable Tongue & Groove Pressure Treated boarded floor.



4

FINIAL & BARGE BOARDS

Attractive smooth planed finial & barge boards.



5

RIM LOCK DOOR LATCH

Added safety and security.



6

DOUBLE 'Z' FRAMING

Sturdy door braced with double 'Z' framing for added strength and security.



7

TONGUE & GROOVE CONSTRUCTION

Premium, sturdy and attractive Tongue & Groove construction with watertight interlocking smooth planed boards.



Ordering your shed.

Here at Forest we offer two purchase options when ordering your new shed:

Home Delivery HD you will receive delivery of your chosen product, to your door, within 5 working days.

Home Installation IN includes delivery and assembly of your new product leaving all the hard work and heavy lifting to us. See page 115.

All of our shed descriptions are quoted with the longest length first.



6X4 APEX SHED

226(h) x 133(w) x 188(d)cm
 Windows: 1 (opening)
 Doors: Single (Opening width: 66cm)
 Door Security: Rim Lock

- HD** TPA46(HD) **SRP. £409.99**
- IN** TPA46IN **SRP. £549.99**



7X5 PENT SHED

197(h) x 209(w) x 155(d)cm
 Windows: 2 (1 fixed, 1 opening)
 Doors: Single (Opening width: 66cm)
 Door Security: Rim Lock

- HD** TPP75(HD) **SRP. £539.99**
- IN** TPP75IN **SRP. £699.99**



8X6 APEX SHED

225(h) x 193(w) x 248(d)cm
 Windows: 2 (1 fixed, 1 opening)
 Doors: Single (Opening width: 86cm)
 Door Security: Rim Lock

- HD** TPA68(HD) **SRP. £699.99**
- IN** TPA68IN **SRP. £859.99**



7X7 CORNER SHED

200(h) x 296(w) x 230(d)cm
 Windows: 2 (opening)
 Doors: Double (Opening width: 94cm)
 Door Security: Rim Lock

- HD** TPC77(HD) **SRP. £769.99**
- IN** TPC77IN **SRP. £929.99**



8X8 CORNER SHED

200(h) x 346(w) x 280(d)cm
 Windows: 2 (opening)
 Doors: Double (Opening width: 94cm)
 Door Security: Rim Lock

- HD** TPC88(HD) **SRP. £879.99**
- IN** TPC88IN **SRP. £1039.99**



10X8 APEX WORKSHOP

243(h) x 263(w) x 312(d)cm
 Windows: 4 (2 fixed, 2 opening)
 Doors: Double (Opening width: 111cm)
 Door Security: Rim Lock

- HD** TPA810DD(HD) **SRP. £1099.99**
- IN** TPA810DDIN **SRP. £1339.99**



12X8 APEX WORKSHOP

240(h) x 263(w) x 373(d)cm
 Windows: 6 (4 fixed, 2 opening)
 Doors: Double (Opening width: 111cm)
 Door Security: Rim Lock

- HD** TPA812DD(HD) **SRP. £1299.99**
- IN** TPA812DDIN **SRP. £1539.99**

See page 93 for Shed Bases



Whether you want a space to store your tools, pot your seedlings or a haven to do a bit of DIY, Forest Retreat Sheds give you an exceptionally high quality workspace – a practical space to escape to as well as making a beautiful feature in your garden.

Your Garden Retreat.

Hand made to order from the finest materials, 50 years of experience and expertise come together in our Forest Retreat Sheds, representing the very best of our range.


Made from smooth-planed Redwood lap boards and a substantial framework, these buildings are built to last. The steep pitch roof offers extra headroom and the Canadian Red Cedar Shingles give the roof a beautiful, high-end finish.

With a choice of 3 colours chosen to complement the natural habitat, this shed is guaranteed to make a grand statement in any size of garden.


- Highest quality kiln dried, smooth-planed Redwood lap boards
- 20mm wall thickness at point of board overlap
- Opening windows, glazed with 4mm toughened glass
- Pressure Treated interlocking Tongue & Groove boarded floor and roof
- Canadian Red Cedar Shingle roof
- Delivery and installation on site is included in the price
- A choice of 3 factory finished paint colours



MOSS GREEN



NATURAL CREAM



PEBBLE GREY



Expert installation.

Price includes delivery and installation by our skilled fitters.

4-6 Weeks



15
YEARS

Anti-Rot
Guarantee

**MOSS
GREEN**



6X4 FOREST RETREAT SHED

240(h) x 148(w) x 197(d)cm
Windows: 2 (opening)
Doors: Single (Opening width: 66cm)
Door Security: Rim Lock

- **MOSS GREEN**
 IN FRA46GNIN SRP. £2499.99
- **NATURAL CREAM**
 IN FRA46CRIN SRP. £2499.99
- **PEBBLE GREY**
 IN FRA46GYIN SRP. £2499.99



15
YEARS

Anti-Rot
Guarantee

**NATURAL
CREAM**



8X5 FOREST RETREAT SHED

250(h) x 174(w) x 257(d)cm
Windows: 4 (2 fixed, 2 opening)
Doors: Single (Opening width: 66cm)
Door Security: Rim Lock

- **MOSS GREEN**
 IN FRA58GNIN SRP. £2999.99
- **NATURAL CREAM**
 IN FRA58CRIN SRP. £2999.99
- **PEBBLE GREY**
 IN FRA58GYIN SRP. £2999.99





Small *Storage.*

Our Garden Stores come in a wide variety of sizes and are ideal for making sure possessions are kept tidy and put away – keeping your garden neat and clutter free. Maybe you need to store a couple of bikes, or perhaps want somewhere secure for garden tools or a lawnmower. Even if it's just a place to keep the bins concealed, or the kids' toys, there's something for you.



Aftercut
LAWN THICKENER
FEED & GROW
CHILD & PET SAFE

BREAD

Garden Storage Box.

Declutter your hallway, put the kid's outdoor kit away, hide your dog walking wellies or neatly store tools and garden equipment out of sight. Available in a choice of Dip Treated or Pressure Treated.



GARDEN STORAGE BOX - DIP TREATED

64(h) x 108(w) x 55(d)cm

HD ODPGSB(HD) **SRP. £99.99**



GARDEN STORAGE BOX - PRESSURE TREATED

64(h) x 108(w) x 55(d)cm

HD OPPGSB(HD) **SRP. £119.99**

Shiplap Garden Storage Box.

The chest's small footprint makes it perfect for siting by front or back doors. Its 300 litre capacity offers plenty of space for muddy boots and outdoor toys. It also makes a convenient parcel drop box.



SHIPLAP GARDEN STORAGE BOX - PRESSURE TREATED

64(h) x 108(w) x 55(d)cm

HD SPPGSB(HD) **SRP. £129.99**



Shiplap Small Garden Store.

This Small Garden Store is a stylish and compact storage unit that is ideal for placing by a front or back door. Perfect for keeping wellies, dog leads, toys and other outdoor equipment tidy.



SHIPLAP SMALL GARDEN STORE - PRESSURE TREATED

138(h) x 65(w) x 51(d)cm

HD SPASGS(HD) **SRP. £134.99**



15
YEARS
Anti-Rot
Guarantee

2
DIY TIME


MADE IN THE UK

Garden Store.

From tools to kid's scooters to your car cleaning kit, this 600 litre capacity Pressure Treated storage unit is perfect for bringing a bit of order to your garden. Its height means it's perfect for storing forks and spades, garden cutting tools and brooms.



APEX GARDEN STORE
138(h) x 110(w) x 51(d)cm

- | | | |
|-----------|-----------|---------------------|
| HD | OPAGS(HD) | SRP. £154.99 |
| IN | OPAGSIN | SRP. £279.99 |



PENT GARDEN STORE
132(h) x 108(w) x 55(d)cm

- | | | |
|-----------|-----------|---------------------|
| HD | OPPGS(HD) | SRP. £144.99 |
| IN | OPPGSIN | SRP. £269.99 |

Shiplap Garden Store.

With its stylish design, attractive Shiplap Tongue & Groove Pressure Treated panels and natural timber finish, this Garden Store is perfect for subtly fitting into your garden or patio setting, perfect for outdoor areas where space is limited.



SHIPLAP APEX GARDEN STORE
138(h) x 110(w) x 51(d)cm

- | | | |
|-----------|-----------|---------------------|
| HD | SPAGS(HD) | SRP. £169.99 |
| IN | SPAGSIN | SRP. £294.99 |



SHIPLAP PENT GARDEN STORE
132(h) x 108(w) x 55(d)cm

- | | | |
|-----------|-----------|---------------------|
| HD | SPPGS(HD) | SRP. £159.99 |
| IN | SPPGSIN | SRP. £284.99 |

Tall Garden Store.

This Pressure Treated Tall Garden Store from Forest provides 750 litres of storage capacity in a small area. With a roof height of just under six feet it's perfect for the storage of spades, forks, brooms and folding furniture.



APEX TALL GARDEN STORE

183(h) x 110(w) x 51(d)cm

HD	OPATGS(HD)	SRP. £184.99
IN	OPATGSIN	SRP. £309.99



PENT TALL GARDEN STORE

178(h) x 108(w) x 55(d)cm

HD	OPPTGS(HD)	SRP. £174.99
IN	OPPTGSIN	SRP. £299.99

Shiplap Tall Garden Store.

Constructed with sturdy Shiplap Tongue & Groove Pressure Treated panels, this attractive unit will blend into any outdoor environment. Perfect for storing a wide range of outdoor equipment and long handled garden tools.



SHIPLAP APEX TALL GARDEN STORE

183(h) x 110(w) x 51(d)cm

HD	SPATGS(HD)	SRP. £199.99
IN	SPATGSIN	SRP. £324.99



SHIPLAP PENT TALL GARDEN STORE

178(h) x 108(w) x 55(d)cm

HD	SPPTGS(HD)	SRP. £189.99
IN	SPPTGSIN	SRP. £314.99

Large Outdoor Store.

The Large Outdoor Store from Forest offers a spacious alternative to a shed. With large double doors, it is a subtle yet practical storage solution for bikes, tools, mowers and large garden equipment. The pent version is available in Dip Treated or Pressure Treated.



PENT LARGE OUTDOOR STORE - DIP TREATED

145(h) x 193(w) x 87(d)cm

HD	ODPLOS(HD)	SRP. £189.99
IN	ODPLOSIN	SRP. £314.99



APEX LARGE OUTDOOR STORE - PRESSURE TREATED

152(h) x 198(w) x 81(d)cm

HD	OPALOS(HD)	SRP. £234.99
IN	OPALOSIN	SRP. £359.99



PENT LARGE OUTDOOR STORE - PRESSURE TREATED

145(h) x 195(w) x 87(d)cm

HD	OPPLOS(HD)	SRP. £219.99
IN	OPPLOSIN	SRP. £344.99

Shiplap Large Outdoor Store.

If you are looking for a stylish alternative to a shed, the Pressure Treated Forest Shiplap Large Outdoor Store is a perfect solution in which to store your bikes, mower, garden furniture or barbeque. Made from high quality interlocking Shiplap Tongue & Groove boards, this unit will look great in any garden.



SHIPLAP APEX LARGE OUTDOOR STORE

152(h) x 198(w) x 81(d)cm

HD	SPALOS(HD)	SRP. £259.99
IN	SPALOSIN	SRP. £384.99



SHIPLAP PENT LARGE OUTDOOR STORE

145(h) x 195(w) x 87(d)cm

HD	SPPLOS(HD)	SRP. £244.99
IN	SPPLOSIN	SRP. £369.99

Bin Stores.

Keep wheelie bins out of sight with this Double Wheelie Bin Hide, featuring bi-fold lids that allow individual access to each bin.



DOUBLE WHEELIE BIN HIDE

122(h) x 146(w) x 92(d)cm

HD BFRBH(HD) **SRP. £249.99**

Quick to assemble, waterproof and lockable, our range of large plastic stores is designed for keeping all kinds of garden items tidy and secure. They are ideal as a bin store as well as for storing toys, BBQs and for keeping garden chemicals away from children and pets.



LARGE GARDEN STORAGE UNIT - 842 LITRE

111(h) x 130(w) x 75(d)cm

HD P087HD **SRP. £129.99**



EXTRA LARGE GARDEN STORAGE UNIT/BIN STORE - 1200 LITRE

125(h) x 145(w) x 82(d)cm

HD P101HD **SRP. £149.99**



Log Stores.

With a wide range of sizes, suitable for all types of garden, our simply designed log stores are a convenient way to store your logs whilst giving maximum air flow circulation.



COMPACT LOG STORE
121(h) x 90(w) x 57(d)cm
HD LGST(HD) **SRP. £79.99**



LARGE SLATTED LOG STORE
161(h) x 174(w) x 57(d)cm
HD LGSTLG(HD) **SRP. £99.99**



Estimated nationwide delivery direct to your door is **within 5 working days.**



15
YEARS
Anti-Rot
Guarantee

1
DIY TIME

WOODSTORE - LARGE

129(h) x 183(w) x 88(d)cm

HD LGLOGSTORE(HD) SRP. £154.99



15
YEARS
Anti-Rot
Guarantee

1
DIY TIME

WALL LOG STORE

195(h) x 183(w) x 84(d)cm

HD WLSTORE(HD) SRP. £139.99



15
YEARS
Anti-Rot
Guarantee

2
DIY TIME

LOG & TOOL STORE

152(h) x 176(w) x 69(d)cm

HD LTS(HD) SRP. £247.99

Combines log, pre-packed coal and tool storage. The log store has a slatted base and back to encourage air flow to the logs.

 *Expert insight.*

All our log stores have raised slatted bases to help season the logs by keeping them dry and increasing air flow.

A warm and inviting interior of a log cabin. The walls are made of light-colored wood with a visible grain. A string of warm white lights hangs across the top. In the center, a grey sofa is adorned with several pillows, some with star patterns, and a light-colored blanket. To the right, a black tripod lamp with a white shade stands on a wooden side table. The table holds a glass of water and a woven basket. In the foreground, a large, round, patterned ottoman sits on a patterned rug. The overall atmosphere is cozy and rustic.

Log Cabins.

Whether you need the extra living space, room for a gym or even a home office, our log cabins are a natural choice. Manufactured from kiln-dried timber, a process that extracts moisture and reduces the risk of splitting and warping, these natural timber constructions will look great in any garden environment.

A log cabin will transform your garden as well as giving you the space and freedom to enjoy the things you love.

ENTERTAIN AND MAINTAIN

We know you'll be keen to start entertaining and using the space straightaway, but we strongly advise applying a solvent-based preservative treatment inside and outside soon after assembly. As the UK has a very wet climate it is important to ensure that the timbers remain dry and protected until such time as a treatment is applied.

Whilst the timber we use will change colour over time, simply re-apply a colour-based timber treatment regularly to maintain the look. Timber is a natural material which will shrink and expand due to moisture content within wood and the changing weather conditions. Any extreme changes should revert back over time.

Visit our website to view videos on how to prepare a base and step by step guides to building your cabin.




PRECISION ENGINEERED

Our precision-engineered logs are manufactured with chalet-cut corners and a 6-sided joint to reinforce stability against the UK's wind and rain.



SUSTAINABLE TIMBER

The timber we use is slow grown Nordic Spruce, clear from the tight growth rings on the logs. It's also FSC® certified to ensure the sustainability and longevity of supply.



AVAILABLE THICKNESSES

Our log cabin range is available in three log thicknesses.



ROOFS AND FLOORS

The roofs and floors in all our cabins are constructed from kiln-dried Tongue & Groove boards. Different roof felt options are available. We recommend the roof options that include underlay.



DOORS & WINDOWS

All models come with adjustable door hinges and mortise lock mechanisms as standard, with opening windows available on most. Check specific models for details.

The doors on all Forest Log Cabins all have fixed windows. While some models are single glazed or have the option of single or double glazing, most are double glazed. All glass is toughened for safety and opening windows feature tilt & turn opening mechanisms.

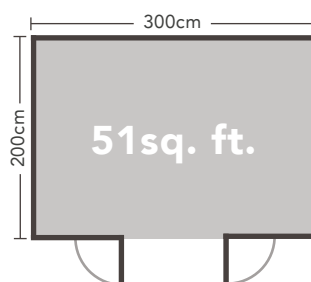
 **Log Cabin home delivery lead time up to 4 weeks**



The Harwood - 3m x 2m

220(h) x 320(w) x 232(d)cm with overhang

- Windows: None
- Doors: Double
- Construction material: 28mm machined logs
- Glazing: Single glazed toughened glass
- Floor construction: 19mm Tongue & Groove
- Roof construction: 19mm Tongue & Groove
- Treatment: Untreated



Roof Options

24kg Polyester felt without underlay
Single glazed

24kg Polyester felt with underlay
Single glazed

34kg Polyester felt with underlay
Single glazed

HD VHAR28S32P2HD
£1599.99

VHAR28S32P2UHD
£1649.99

VHAR28S32P3UHD
£1699.99

IN VHAR28S32P2HDIN
£2349.99

VHAR28S32P2UHDIN
£2399.99

VHAR28S32P3UHDIN
£2449.99

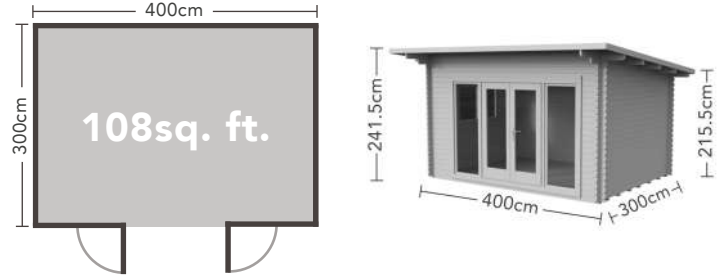




The Melbury - 4m x 3m

242(h) x 464(w) x 369(d)cm with overhang

Windows: 3 (1 opening), tilt & turn
 Doors: Double
 Construction material: 34mm machined logs
 Glazing: Single or Double glazed toughened glass
 Floor construction: 19mm Tongue & Groove
 Roof construction: 19mm Tongue & Groove
 Treatment: Untreated



Roof & Glazing Options

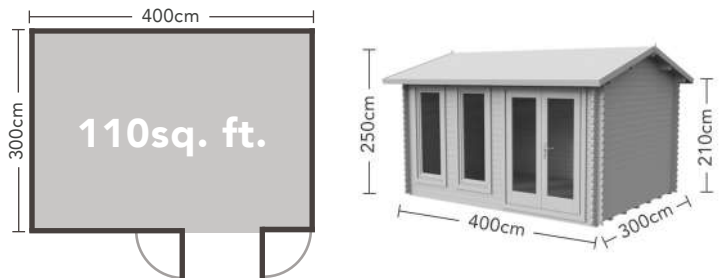
	24kg Polyester felt without underlay Single glazed	24kg Polyester felt with underlay Single glazed
HD	VMEL34S43P2HD £2999.99	VMEL34S43P2UHD £3049.99
IN	VMEL34S43P2HDIN £3749.99	VMEL34S43P2UHDIN £3799.99
	24kg Polyester felt with underlay Double glazed	34kg Polyester felt with underlay Double glazed
HD	VMEL34D43P2UHD £3399.99	VMEL34D43P3UHD £3449.99
IN	VMEL34D43P2UHDIN £4149.99	VMEL34D43P3UHDIN £4199.99



The Chiltern - 4m x 3m

250(h) x 424(w) x 340(d)cm with overhang

Windows: 2 (opening), tilt & turn
 Doors: Double
 Construction material: 34mm machined logs
 Glazing: Single or Double glazed toughened glass
 Floor construction: 19mm Tongue & Groove
 Roof construction: 19mm Tongue & Groove
 Treatment: Untreated



Roof & Glazing Options

	24kg Polyester felt without underlay Single glazed	24kg Polyester felt with underlay Single glazed	Felt Shingles with underlay Single glazed
HD	VCHI34S43P2HD £2799.99	VCHI34S43P2UHD £2849.99	VCHI34S43SHHD £2899.99
IN	VCHI34S43P2HDIN £3599.99	VCHI34S43P2UHDIN £3649.99	VCHI34S43SHHDIN £3699.99
	24kg Polyester felt with underlay Double glazed	34kg Polyester felt with underlay Double glazed	Felt Shingles with underlay Double glazed
HD	VCHI34D43P2UHD £3149.99	VCHI34D43P3UHD £3199.99	VCHI34D43SHHD £3199.99
IN	VCHI34D43P2UHDIN £3949.99	VCHI34D43P3UHDIN £3999.99	VCHI34D43SHHDIN £3999.99

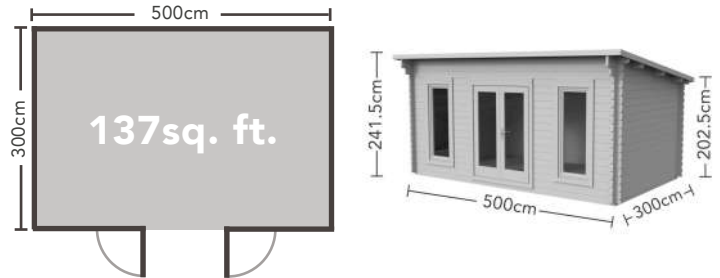




The Elmley - 5m x 3m

242(h) x 524(w) x 337(d)cm with overhang

Windows: 3 opening, tilt & turn
 Doors: Double
 Construction material: 45mm machined logs
 Glazing: Double glazed toughened glass
 Floor construction: 19mm Tongue & Groove
 Roof construction: 19mm Tongue & Groove
 Treatment: Untreated



Roof Options

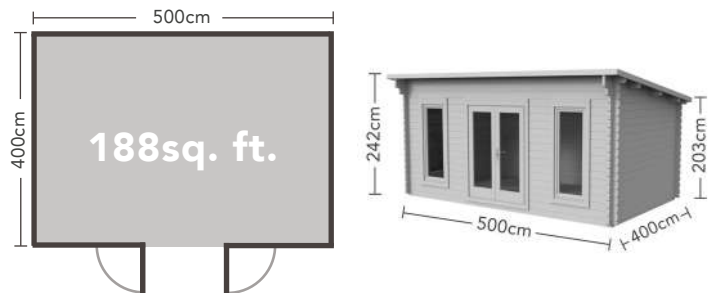
	24kg Polyester felt without underlay Double glazed	24kg Polyester felt with underlay Double glazed	34kg Polyester felt with underlay Double glazed
HD	VELM45D53P2HD £3799.99	VELM45D53P2UHD £3869.99	VELM45D53P3UHD £3949.99
IN	VELM45D53P2HDIN £5199.99	VELM45D53P2UHDIN £5269.99	VELM45D53P3UHDIN £5349.99



The Mendip - 5m x 4m

242(h) x 524(w) x 466(d)cm with overhang

Windows: 3 opening, tilt & turn
 Doors: Double
 Construction material: 45mm machined logs
 Glazing: Double glazed toughened glass
 Floor construction: 19mm Tongue & Groove
 Roof construction: 19mm Tongue & Groove
 Treatment: Untreated



Roof Options

	24kg Polyester felt without underlay Double glazed	24kg Polyester felt with underlay Double glazed	34kg Polyester felt with underlay Double glazed
HD	VMEN45D54P2HD £4499.99	VMEN45D54P2UHD £4599.99	VMEN45D54P3UHD £4699.99
IN	VMEN45D54P2HDIN £5999.99	VMEN45D54P2UHDIN £6099.99	VMEN45D54P3UHDIN £6199.99

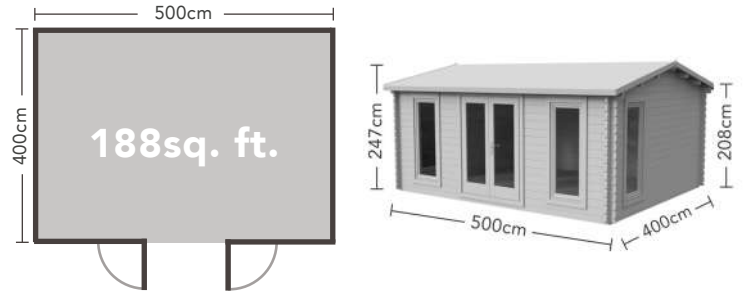




The Rushock - 5m x 4m

247(h) x 524(w) x 434(d)cm with overhang

Windows: 4 opening
 Doors: Double
 Construction material: 45mm machined logs
 Glazing: Double glazed toughened glass
 Floor construction: 19mm Tongue & Groove
 Roof construction: 19mm Tongue & Groove
 Treatment: Untreated



Roof Options

	24kg Polyester felt without underlay Double glazed	24kg Polyester felt with underlay Double glazed	34kg Polyester felt with underlay Double glazed
HD	VRUS45D54P2HD £4599.99	VRUS45D54P2UHD £4699.99	VRUS45D54P3UHD £4799.99
IN	VRUS45D54P2HDIN £6149.99	VRUS45D54P2UHDIN £6249.99	VRUS45D54P3UHDIN £6349.99

Felt Shingles with underlay
Double glazed

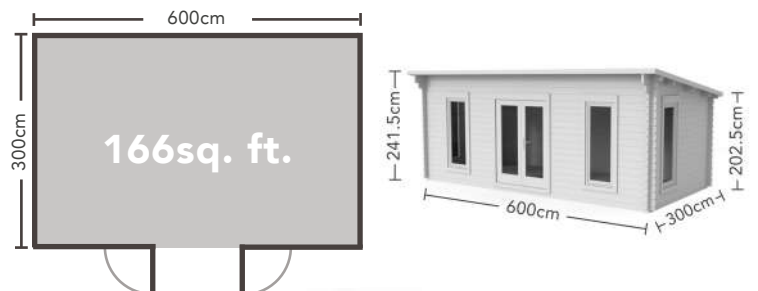
HD	VRUS45D54SHHD £4699.99	
IN	VRUS45D54SHHDIN £6249.99	



The Arley - 6m x 3m

242(h) x 624(w) x 337(d)cm with overhang

Windows: 4 opening, tilt & turn
 Doors: Double
 Construction material: 45mm machined logs
 Glazing: Double glazed toughened glass
 Floor construction: 19mm Tongue & Groove
 Roof construction: 19mm Tongue & Groove
 Treatment: Untreated



Roof Options

	24kg Polyester felt without underlay Double glazed	24kg Polyester felt with underlay Double glazed	34kg Polyester felt with underlay Double glazed
HD	VARL45D63P2HD £4499.99	VARL45D63P2UHD £4599.99	VARL45D63P3UHD £4699.99
IN	VARL45D63P2HDIN £6099.99	VARL45D63P2UHDIN £6199.99	VARL45D63P3UHDIN £6299.99

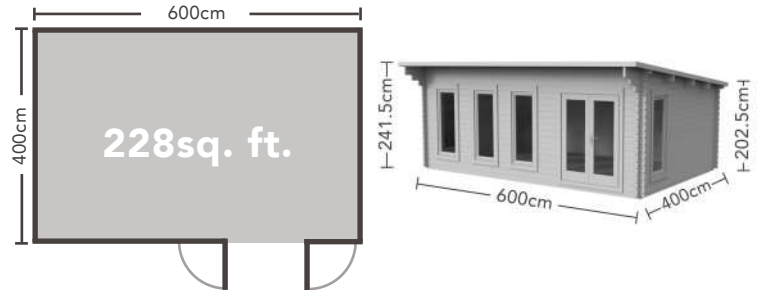




The Wolverley - 6m x 4m

242(h) x 624(w) x 466(d)cm with overhang

Windows: 5 opening, tilt & turn
Doors: Double
Construction material: 45mm machined logs
Glazing: Double glazed toughened glass
Floor construction: 19mm Tongue & Groove
Roof construction: 19mm Tongue & Groove
Treatment: Untreated



Roof Options

24kg Polyester felt
without underlay
Double glazed

24kg Polyester felt
with underlay
Double glazed

34kg Polyester felt
with underlay
Double glazed

HD VWOL45D64P2HD
£5199.99

VWOL45D64P2UHD
£5299.99

VWOL45D64P3UHD
£5399.99

IN VWOL45D64P2HDIN
£6799.99

VWOL45D64P2UHDIN
£6899.99

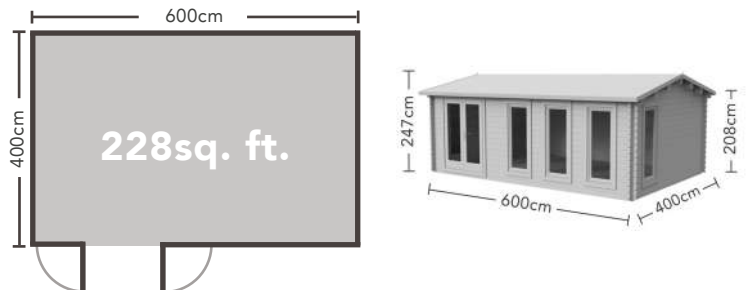
VWOL45D64P3UHDIN
£6999.99



The Blakedown - 6m x 4m

247(h) x 624(w) x 446(d)cm with overhang

Windows: 5 opening, tilt & turn
Doors: Double
Construction material: 45mm machined logs
Glazing: Double glazed toughened glass
Floor construction: 19mm Tongue & Groove
Roof construction: 19mm Tongue & Groove
Treatment: Untreated



Roof Options

24kg Polyester felt
without underlay
Double glazed

24kg Polyester felt
with underlay
Double glazed

34kg Polyester felt
with underlay
Double glazed

HD VBLA45D64P2HD
£5199.99

VBLA45D64P2UHD
£5299.99

VBLA45D64P3UHD
£5399.99

IN VBLA45D64P2HDIN
£6799.99

VBLA45D64P2UHDIN
£6899.99

VBLA45D64P3UHDIN
£6999.99

Felt Shingles
with underlay
Double glazed

HD VBLA45D64SHHD
£5299.99



IN VBLA45D64SHHDIN
£6899.99





Here at Forest, we put a lot of care and attention into the manufacture of our products. From selecting just the right type of wood, to our flexible delivery and assembly service options, we take a pride in ensuring that everything is just so.

Therefore, to help you get the most out of our products, here are a few things you should know...

Wood is a natural product and susceptible to changes in the environment, any extreme weather conditions will cause a reaction in timber used outdoors. Heat may cause panels to lose shape but this will be reversed once the temperature subsides. Posts and uprights may split but again this is natural and will not affect the structure of your product.

As with all timber buildings, a garden shed will take time to settle in its outside surroundings. In the winter months the wood will swell due to moist air whereas in the summer the wood may shrink. Movement and gaps in the wood are normal, particularly with overlap constructions.



Timber treatment.

Forest products are guaranteed against rot through either Pressure Treatment or Dip Treatment.

Pressure Treated timber.

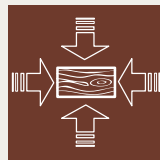
Forest Pressure Treated items which are designed to be in ground contact are impregnated with preservative, an effective method used to protect wood against fungal decay and insect attack, saving time and money on retreating. The treatment is based on the well-established effectiveness of copper combined with a co-biocide.

If the treated timber is cut, notched or drilled it is recommended that an effective cut end treatment be applied, failure to do so may reduce effectiveness of the Pressure Treatment.

Stains, paint and water repellent may be applied after purchase providing you follow the manufacturer's instructions.

15 YEARS
Anti-Rot Guarantee

PRESSURE TREATED
Penetrative treatment for 15 year Anti-Rot protection.



Anti-fungal preservative forced into the timber under pressure.

Dip Treated timber.

Dip Treated products should be isolated from the ground with a Pressure Treated gravel board or similar base and be retreated yearly to comply with the conditions of the guarantee.

To change the colour of the timber, allow the product to mature before applying a suitable brand of stain/paint.

10 YEARS
Anti-Rot Guarantee

DIP TREATED
Surface treatment for 10 year short-term, Anti-Rot protection.



Boards are dipped in anti-fungal solution.

Ongoing care.

We recommend some annual after care which will help protect the wood and make it more durable to ensure it lasts longer.

Preservatives, also known as wood treatment, can protect all types of timber from discolouration and decay, as well as giving a constant all-year-round colour. An annual wood preservative paint will protect your new purchase or rejuvenate an existing one.

Wood colouration.

Pressure Treated wood colouration varies depending on timber species and length of time from treatment, the colour will fade over time to a silver/brown.

Dip Treated product colour is not permanent and to retain factory finish treatment should be applied regularly.

Cedar shingles used on the roof of our Round Timber Gazebos and Forest Retreat Sheds will fade over time to a silvery, grey colour.

Where to site your product.

The base for any product should be firm and level; ideally air should be able to circulate under the base. Wooden buildings must not be sited directly on soil or grass, our sheds are all provided with bearers to allow air flow under the shed. See forestgarden.co.uk for our base preparation guides.

Any questions?

For more information visit forestgarden.co.uk/help-support, call our technical department on 0333 777 7089 or talk to us via live chat on our website.

Some other things you should know.

Stockists: We have a great network of stockists across the UK and online, for a full list please visit www.forestgarden.co.uk

Pricing: All prices quoted are SRP – Suggested Retail Price and are inclusive of the prevailing VAT rate. Prices are effective from 1st January 2020. All prices correct at time of going to print, Forest Garden reserve the right to amend prices at any time.

Delivery: The majority of Forest products come flat packed and will require assembly (unless stated). On some products pre-drilling may be required. Estimated DIY times are indicated in hours. Products available for Home Delivery are marked with (HD) following the product code. Products available for Home Delivery and Assembly are detailed with an (INST) or (IN) code. Please note, for Installed items (with the exception of Vale Greenhouses and Retreat Sheds) delivery and installation will be on separate days.

Home Delivery is unable to be offered for the following postcodes, BT, GY, HS, IM, IV41-51, IV55-56, JE, KA27-28, KW15+, PA41+, PH41-44, PO31-41, ZE. Whilst we aim to deliver within 5 working days there will be some instances when it will take longer, including Scotland, hard to reach locations or when items are out of stock. Please note Log Cabins, Round Timber Gazebos, Retreat Sheds and Vale Greenhouses are special orders and have longer delivery times detailed.

FSC: Forest's range is certified by the Forest Stewardship Council® with the exception of our willow products and Round Timber Gazebos.

Specifications: All specifications detailed are correct at the time of going to print, overall sizes quoted are approximate. We reserve the right to alter the specifications of our products at any time. All Forest products (unless stated) are supplied unpainted. Log Cabins are supplied untreated.

Acoustic Rating System:

- **Rating 4** equates to 8-fold noise reduction or up to 30 decibels.
- **Rating 3** equates to 6-fold noise reduction or up to 25 decibels.
- **Rating 2** equates to 4-fold noise reduction or up to 20 decibels.
- **Rating 1** equates to halving noise reduction or up to 10 decibels.

Independently laboratory tested to BS EN ISO 10140-2:2010 in accordance with BS EN 1793-2 and BS EN ISO 717-1, achieving a reduction between 25dB and 34dB.

Guarantees: Please retain receipt as proof of purchase. Please see website for full conditions of Forest guarantees - www.forestgarden.co.uk/help-support

Ecodek Heritage Composite Deck kits come with a limited 25 year warranty against structural failure caused by wood-eating insects, splitting and splintering. The product must have been installed and maintained in accordance with the guidelines.

Forest painted timber products (excluding Forest Retreat Sheds) are pre-treated with an aqueous industrial wood preservative prior to painting. To maintain the paint finish, it is recommended that the products are repainted after 3 years.



 **forest**
Making British gardens great

Forest Garden Ltd.
Unit 288, Oak Drive
Hartlebury Trading Estate
Hartlebury
Worcestershire
DY10 4JB
t: 0333 321 3142
w: forestgarden.co.uk
e: info@forestgarden.co.uk

FGBCOL20BOX22