



KERN COUNTY

GROUND  BOUNDLESS

KERNCOUNTY.COM

Transportation, Logistics, & Advanced Manufacturing

Kern County's Shovel-Ready Sites and Accessible Workforce

THE REGION IS HOME TO over 400 manufacturers and 50 distribution centers. The industry sector employs approximately 37,000 people with average annual wages of \$65,000.



KEY TRANSPORTATION INFRASTRUCTURE ACCESS

Including the Ports of Long Beach/ Los Angeles and Oakland, and the major N-S and E-W highways and interstates in California.



STRENGTHS

Facilities support, specialized freight, trucking and logistics services for road and rail, rental, leasing, equipment repair, and wholesale trade.



EMPLOYMENT

Extremely low (single-digit) employee turnover rate at most of its centers and complementary workforce development programs.



DRIVE-TIME

Within a four-hour drive from 93% of the state's population.

Transportation and Logistics

70m

Customers within 2-Day Turnaround



BSNF Railway & Union Pacific Railroads



FedEx and UPS Ground Hubs in Bakersfield

4hr
DRIVE

PORTS OF
San Francisco
Oakland

2hr
DRIVE

PORTS OF
Long Beach
Los Angeles



ACCESS TO

LAX Los Angeles
SFO San Francisco
OAK Oakland

ONT Ontario
SCLA So. CA Logistics
BFL Meadows Field

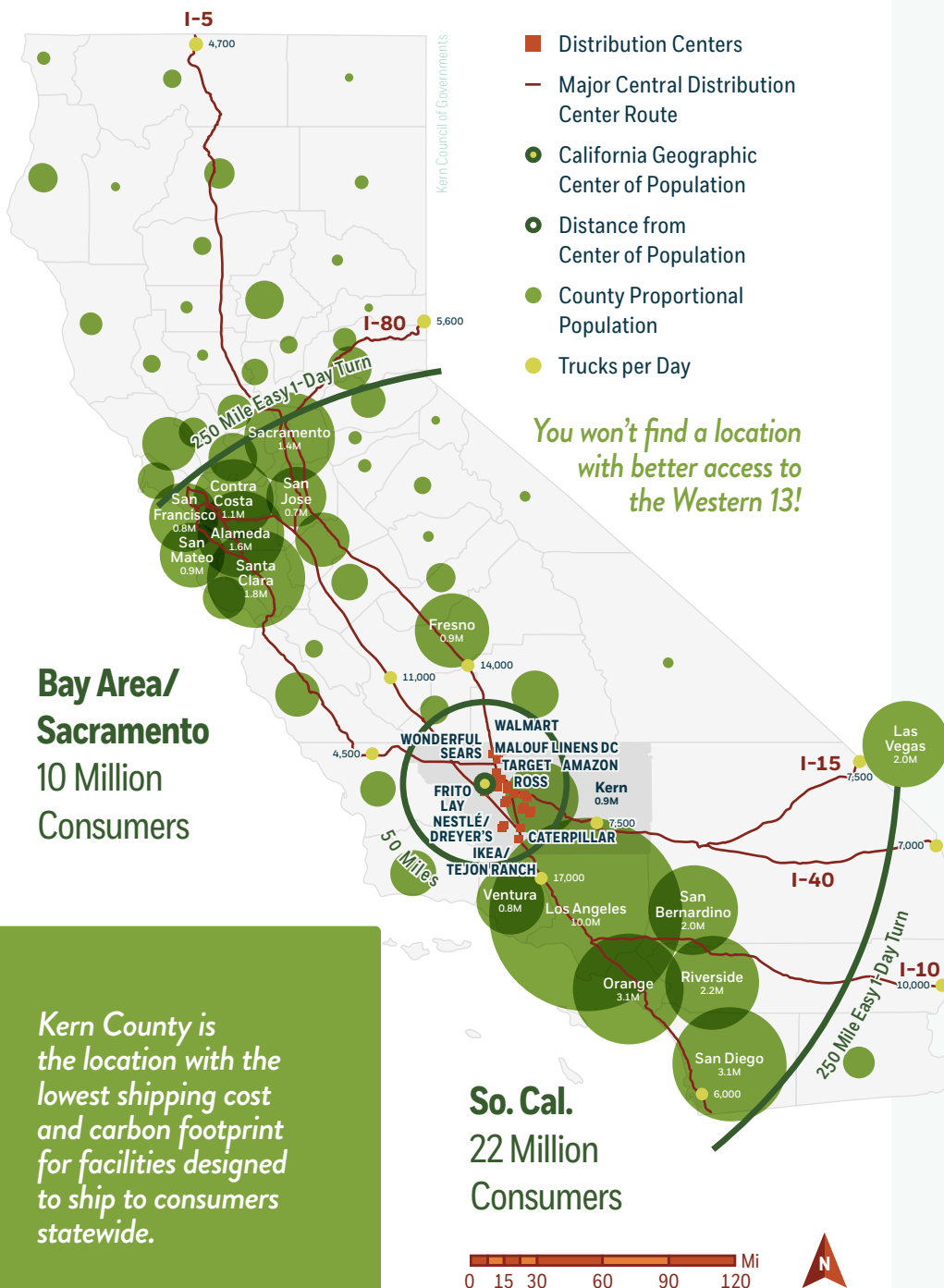
Geographic Population Center of CA
(40 Million People)

40m



California's Logistics & Distribution Hub

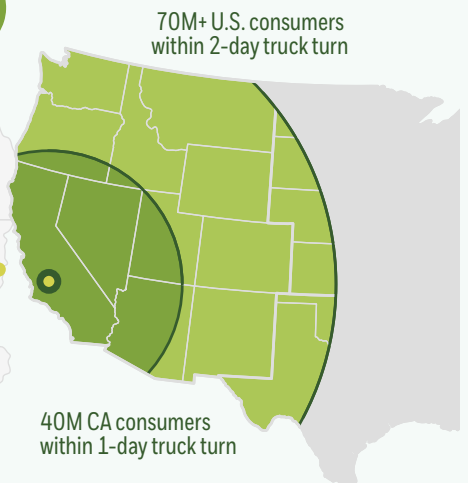
Over 50 Distribution Centers in Kern County



Select Regional Distribution Centers

AMAZON
AMERICAN TIRE DISTRIBUTORS
APTCO
CAMPING WORLD
CATERPILLAR
DOLLAR GENERAL
DRYER'S
ESSENDANT WHOLESALE SUPPLIES
FAMOUS FOOTWEAR
FORMICA CORPORATION
GAF
HADCO METAL TRADING
HILLMAN
IKEA
L'ORÉAL COSMETICS
MALOUF FINE LINENS
MEN'S WEARHOUSE
NESTLÉ
PACTIV
PLANT PREFAB
PPG AEROSPACE
ROSS DRESS FOR LESS
SMUCKER'S
SUNRISE BRANDS
TARGET
U.S. COLD STORAGE OF CALIFORNIA
WALMART
WONDERFUL COMPANY

BEST ACCESS TO WEST COAST PORTS & WESTERN U.S. POPULATION



KERN COUNTY

At A


GLANCE

#2 LARGEST ECONOMY
IN THE SAN JOAQUIN VALLEY

#3 in Agricultural
Production Nationwide



#3 in Economic
Diversity
Nationwide



#4 in STEM
Jobs
Nationwide



**OVER 50 MAJOR DISTRIBUTION
CENTERS**



THE ENERGY CAPITAL OF CALIFORNIA

Largest Provider of Oil & Renewable Energy in the State

75%



60%



#1 Largest Wind Project in the Nation



#1 Largest Battery Energy Storage System in the World

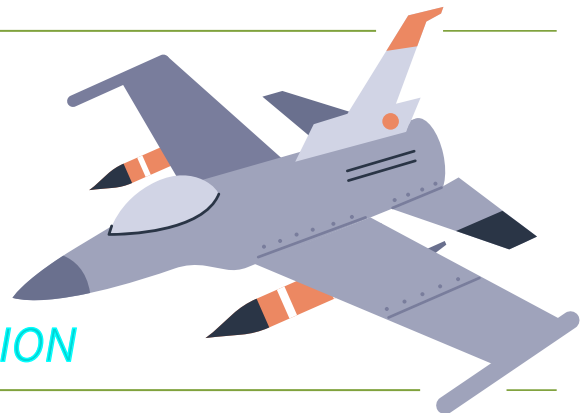


#13 Oil-Producing County in the Nation

OVER
50


WORLD'S TECH "FIRSTS"

NAVAL AIR WARFARE
CENTER WEAPONS DIVISION



1ST INLAND SPACE PORT IN U.S.

MOJAVE AIR & SPACE PORT AT RUTAN FIELD



1ST SPACE SHUTTLE LANDING

EDWARDS AIR FORCE BASE






Photo courtesy Visit Bakersfield

FROM FAMILIES TO COLLEGE STUDENTS TO BUSINESS PROFESSIONALS, KERN COUNTY HAS MUCH TO OFFER

anyone looking for an affordable and attractive place to live their dreams. Cultural and outdoor activities abound, and various sports teams offer entertainment and housing prices that are more reasonable than anywhere else in California. Kern County’s combination of large community opportunity and small-town appeal is *just right*.



Photo courtesy Bakersfield Recreation & Parks

Photo courtesy Bakersfield CVB

Bakersfield Ranks Fifth in Forbes “Most Desired U.S. Cities to Move to in 2024”

RANK	CITY, STATE	TOTAL SCORE OUT OF 100	ANNUAL AVG. SUNNY DAYS PER YEAR	ARTS/ENTERTAINMENT ESTABLISHMENTS PER 100,000 RESIDENTS	AVERAGE TRAVEL TIME TO WORK (MINUTES)	NET MIGRATION TO THE CITY (2016-2020)
1	Mesa, AZ	100	193	32	23	41,348
2	Colorado Springs, CO	98.99	136	46	23	6,124
3	Tucson, AZ	90.4	193	32	24	16,121
4	Phoenix AZ	86.87	193	32	27	41,348
5	Bakersfield, CA	84.85	146	17	22	1,851

Forbes Home, March 2024

California Housing Affordability

Kern County is the third-most affordable housing market in California at \$380,000, with 1. Tulare at \$362,000, 2. Kings at \$367,000, 4. Merced at \$384,000, 5. Fresno at \$409,000, and 6. Madera at \$418,000 in the top six, as well!

CAR.org 2023 Annual Average

Stretching Your Dollar!

If you earn \$60,000 and work in Kern County, you'll be astonished by how much further your money will go compared to other areas in the state.



An affordable quality of life makes Kern County an attractive place to call home.

HOUSING MARKET UPDATE

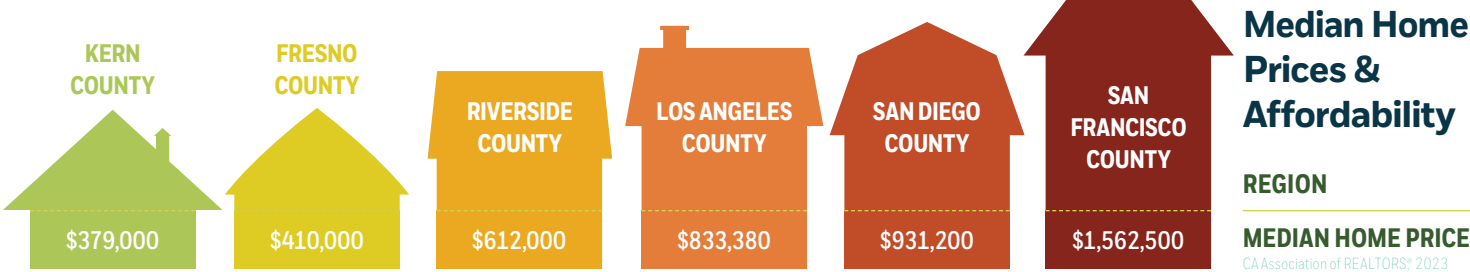
SALES ACTIVITY	TIME	YTY%
Median Time on Market	19 days	-24.2%
PRICE ACTIVITY	KERN	CA
Median Home Price (K)	\$379,000	\$813,980
YTY% Change in Price	16.7%	-3.8%

California Association of REALTORS® December 2023

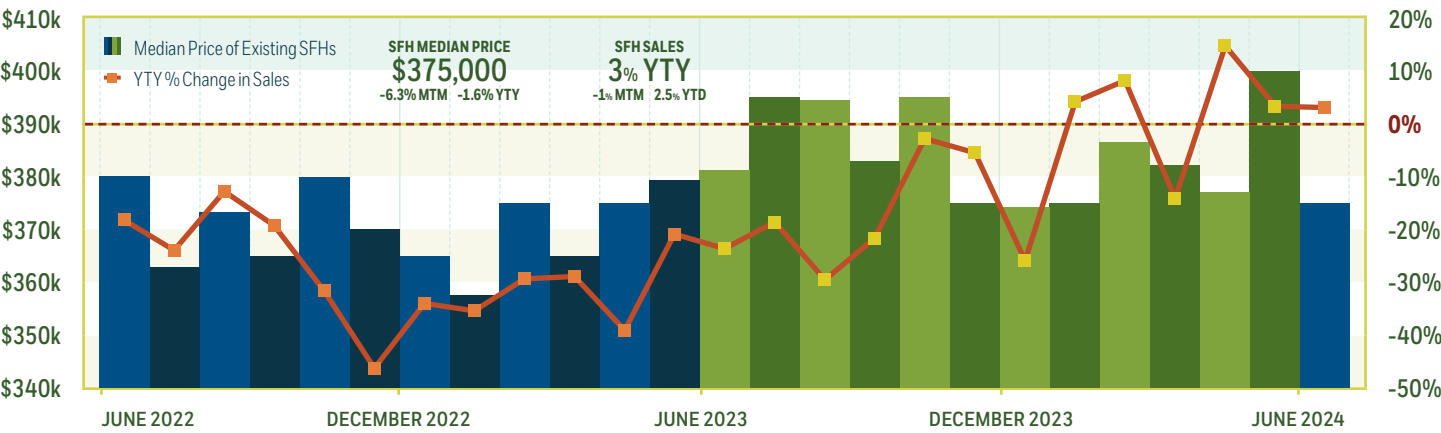
ENJOY A BETTER QUALITY OF LIFE FOR LESS

AREA	ANNUAL SALARY NEEDED TO MAINTAIN SAME QUALITY OF LIFE IN KERN COUNTY	COST OF LIVING
San Francisco	\$93,205	55% more than Kern
Los Angeles	\$84,241	37% more than Kern
Orange County	\$82,234	36% more than Kern
San Diego	\$77,657	30% more than Kern
Oakland	\$75,858	26% more than Kern

Bankrate, Cost of Living Index Calculator, 2024



MEDIAN PRICE & HOME SALES FOR EXISTING SINGLE-FAMILY HOMES (SFHs)





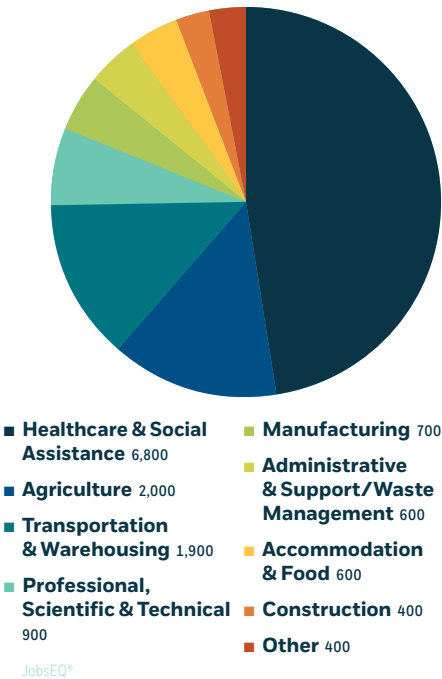
In 2022, Kern County's GDP reached \$43.8 billion, according to the **Bureau of Economic Analysis**.

Industry Projections

ACCORDING TO THE STATE OF CALIFORNIA EMPLOYMENT DEVELOPMENT DEPARTMENT, industry employment in Kern County is projected to reach 394,800 by 2030. Total non-farm employment is projected to grow by more than 47,500 by 2030.

State Of California Employment Development Department, May 2023

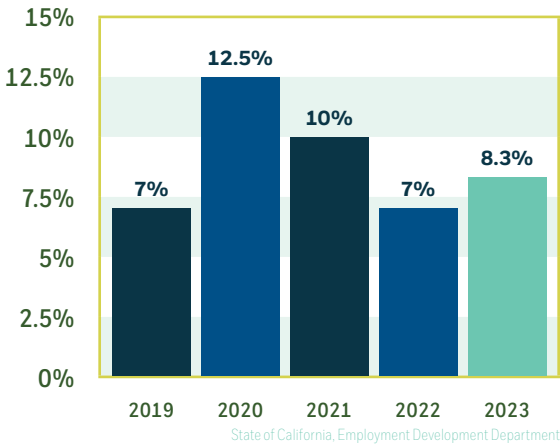
KERN GROWTH IN EMPLOYMENT (2023-2030)



KERN COUNTY'S GDP



5-YEAR UNEMPLOYMENT RATE IN KERN

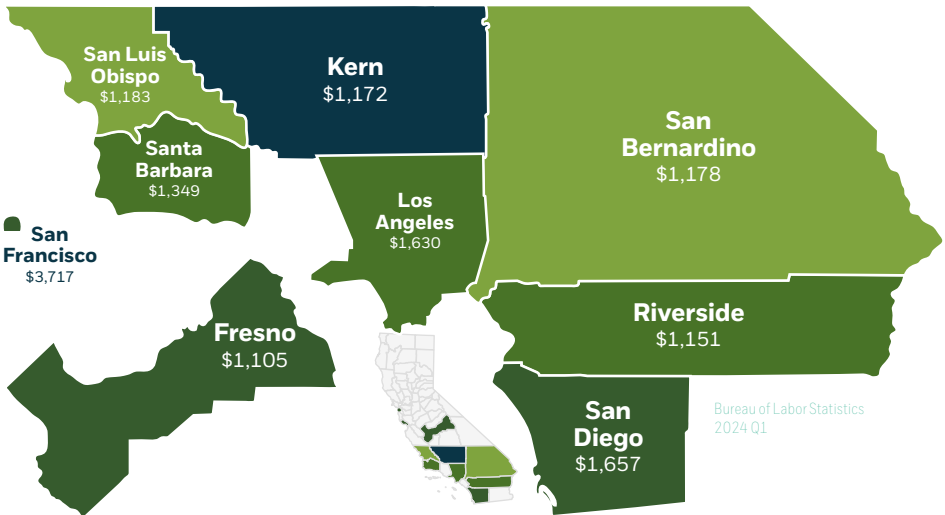


KERN COUNTY LABOR STATISTICS

Labor Force	393,700	Unemployed	32,800
Employed	361,000	Unemployment Rate	8.3%

State of California, Employment Development Department, 2023 Annual Average

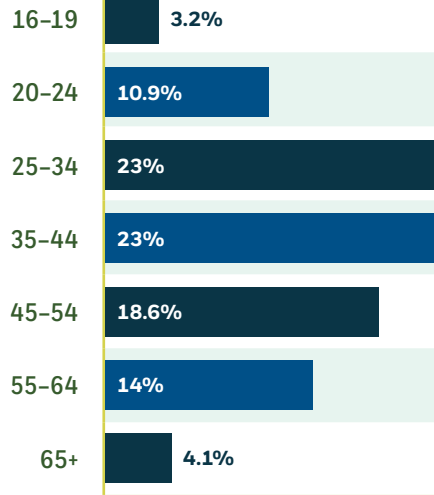
AVERAGE WEEKLY WAGES BY COUNTY



TOP SAN JOAQUIN VALLEY GDPs

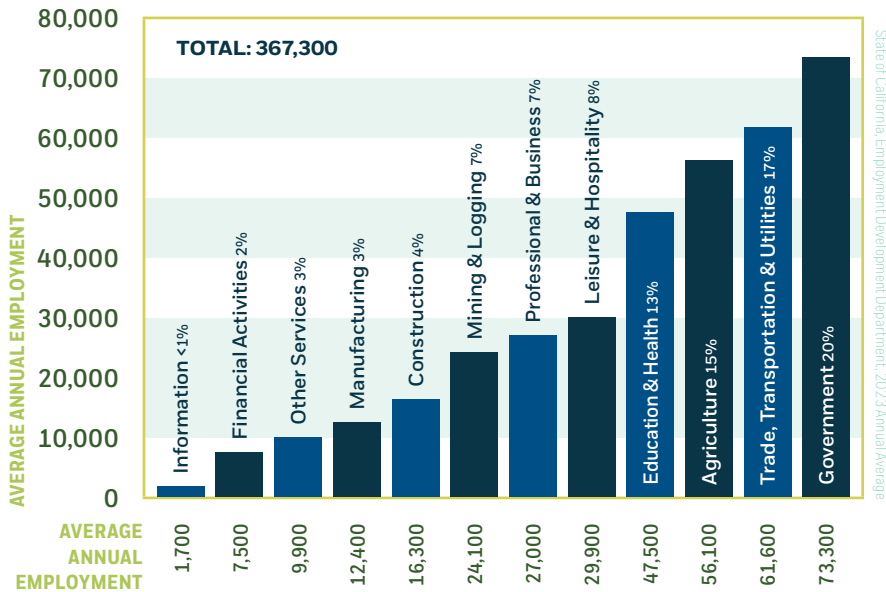
COUNTY	GDP (\$B)
Fresno	\$45.3
Kern	\$43.8
San Joaquin	\$30.2
Stanislaus	\$23.5
Tulare	\$18.1
Merced	\$9.3
Kings	\$6.6
Madera	\$6.1

KERN EMPLOYMENT BY AGE

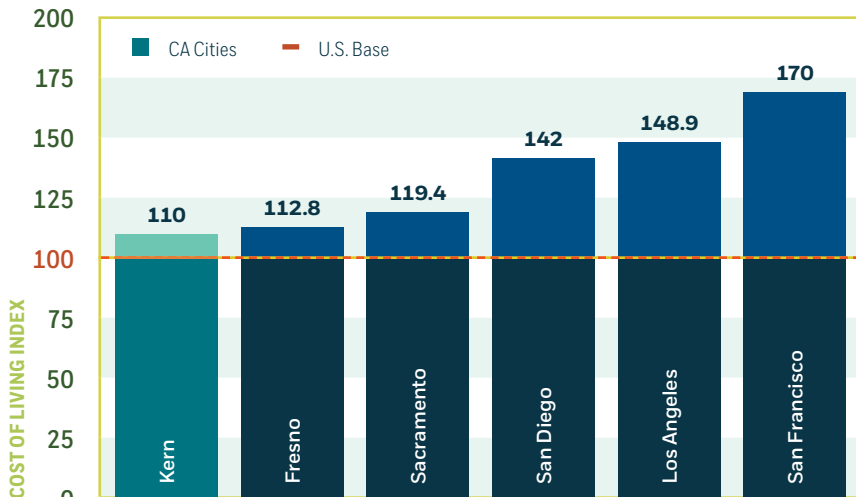


JobsEQ 2023 Q4

COUNTY ANNUAL AVERAGE EMPLOYMENT BY INDUSTRY



COST OF LIVING IN KERN COUNTY



TOP TAXPAYERS (000's)



Chevron USA Inc

\$4,953,651
\$55,615



California Resources Corporation

\$3,943,900
\$43,892

VALUE
TAXES



Aera Energy LLC

\$2,570,776
\$27,524



Southern California Edison Company

\$1,600,389
\$27,165

VALUE
TAXES



Pacific Gas & Electric Company

\$1,524,038
\$25,864



Berry Corporation

\$1,340,683
\$14,657

VALUE
TAXES



Sentinel Peak Resources LLC

\$991,519
\$10,525



U.S. Borax Inc

\$713,004
\$8,610

VALUE
TAXES



The Wonderful Company LLC

\$644,933
\$7,133



Southern California Gas Company

\$601,173
\$10,192

VALUE
TAXES

County of Kern, Tax Rates & Assessed Valuations, 2023-2024



Photo courtesy April McGill



Photo courtesy Visit Bakersfield



Photo courtesy Tony Moreno



Photo courtesy Doug Kessler



Photo courtesy Ridgecrest Regional Film Commission

TOTAL PAYROLL BY INDUSTRY IN KERN COUNTY

INDUSTRY	NAICS	TOTAL WAGES (MILLIONS)
Health Care and Social Assistance	62	\$2,704
Agriculture, Forestry, Fishing, and Hunting	11	\$2,537
Public Administration	92	\$2,455
Educational Services	61	\$2,216
Transportation and Warehousing	48	\$1,529
Retail Trade	44	\$1,339
Construction	23	\$1,290
Professional, Scientific, and Technical Services	54	\$975
Manufacturing	31	\$952
Mining, Quarrying, and Oil & Gas Extraction	21	\$789
Administrative & Support and Waste Management & Remediation Services	56	\$723
Wholesale Trade	42	\$644
Finance and Insurance	52	\$360
Utilities	22	\$280
Real Estate and Rental & Leasing	53	\$271
Information	51	\$121
Arts, Entertainment, and Recreation	71	\$98

Figures may not sum due to rounding. Growth demand is based on 4-quarter moving average employment from the latest available date. Industry data as of 2023.

JobsEQ®, 2023



Photo courtesy Doug Kessler

5-YEAR TOP INDUSTRY COUNTY ASSESSMENT VALUES COMPARISON (000's)

INDUSTRY	2023	2022	2021	2020	2019
Oil & Gas	\$16,184,708	\$15,912,446	\$11,248,336	\$14,890,428	\$16,139,191
Agriculture	\$10,088,570	\$9,721,406	\$9,368,392	\$8,924,016	\$8,479,317
Renewables	\$6,677,497	\$6,381,611	\$5,695,208	\$4,948,941	\$4,876,472
Healthcare	\$2,638,043	\$2,402,089	\$2,341,555	\$2,358,155	\$2,239,569

Kern County Assessor's Office

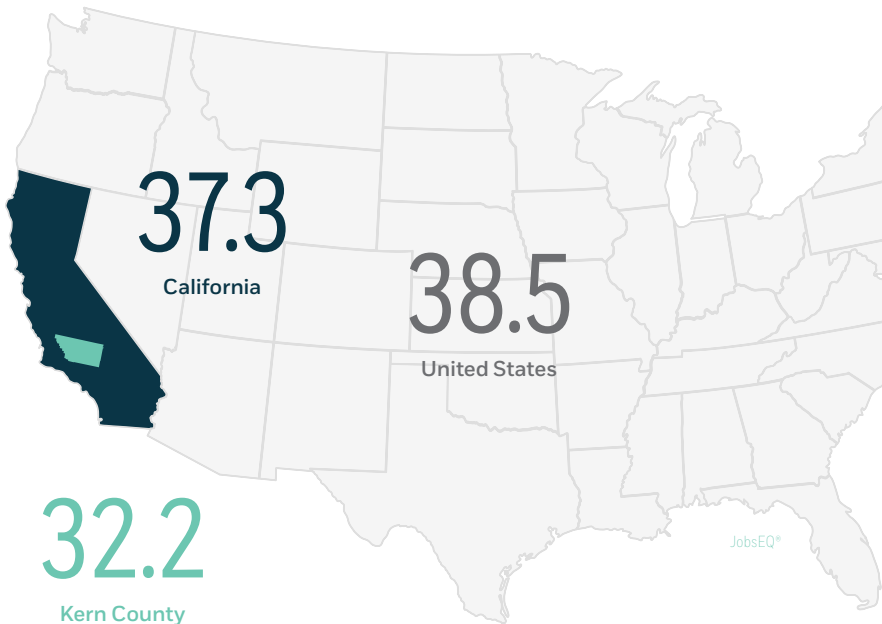
2024-2025 KERN COUNTY MARKET OVERVIEW & MEMBER DIRECTORY

COMMUNITY POPULATION GROWTH FORECAST

COMMUNITY	ESTIMATE 1/1/2023	FORECAST 2024	FORECAST 2030	FORECAST 2040
Kern County	906,165	910,300	940,257	968,310
Arvin	19,460	19,651	29,300	36,000
Bakersfield	407,835	411,109	566,000	719,500
California City	14,822	13,709	21,300	26,100
Delano	51,841	52,484	68,100	77,300
Maricopa	1,004	1,004	1,190	1,210
McFarland	13,785	13,965	16,800	19,300
Ridgecrest	27,745	27,940	33,600	37,600
Shafter	21,309	22,226	33,100	47,300
Taft	6,944	6,953	12,800	15,300
Tehachapi	11,978	11,092	17,800	20,100
Wasco	26,827	27,028	38,100	47,500
Unincorporated	302,635	303,769	370,110	396,890

Estimates from State of California, Department of Finance.

MEDIAN AGE IN KERN COUNTY, CALIFORNIA, AND UNITED STATES



Bakersfield, the county seat, is home to 45% of Kern County's population. Kern County's population is expected to reach nearly 1 million by 2040.



Photo courtesy Visit Bakersfield



Photo courtesy Visit Bakersfield

Kern County covers over 8,100 square miles, which is larger than Massachusetts and New Jersey.



Photo courtesy Visit Bakersfield

Bakersfield Ranks #4 for Downtown Recovery

According to 2023 a study by the University of Toronto School of Cities, Bakersfield ranked as the #4 city for Downtown Recovery in North America, with a recovery value of 95%.



KERN COUNTY'S CENTRALIZED

LOCATION is hard to beat when it comes to reaching West Coast destinations. Combine Kern's location with its reputation as one of the least-congested regions in the U.S., and the road ahead is a painless one!

Astounding Market Access
Access to 14% of the United States population within 300 miles!

CALIFORNIA DRIVE TIME FROM KERN COUNTY

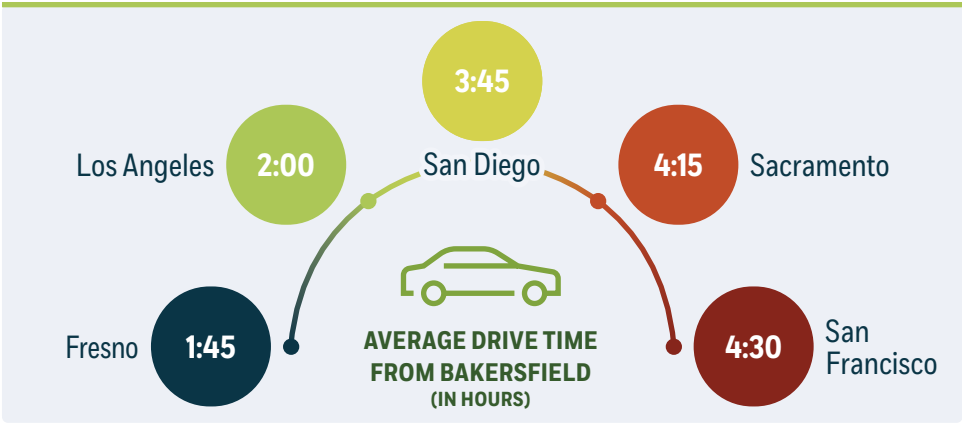


— BSNF Railroad — Union Pacific Railroad — Roads - - - Drive Time

U.S. DRIVE TIME FROM KERN COUNTY



— Roads - - - Drive Time



Brokerage Houses Specializing in Business

- ASU COMMERCIAL**
ASUCommercial.com
- COLLIERS INTERNATIONAL**
Colliers.com/En/United-States/Cities/Bakersfield
- CUSHMAN & WAKEFIELD**
CushmanWakefield.com/En/United-States/Offices/Bakersfield
- LEE & ASSOCIATES**
Lee-Associates.com/Offices/Office/?ID=14031

THE CITIES WITH THE HIGHEST EMPLOYMENT IN STARTUPS IN 2024

RANK	CITY	STATE	EMPLOYMENT IN STARTUPS AS PERCENTAGE OF TOTAL EMPLOYMENT
1	Colorado Springs	CO	5.66%
2	Austin	TX	5.03%
3	Las Vegas	NV	4.94%
4	Miami	FL	4.64%
5	Dallas	TX	4.36%
6	Nashville	TN	4.28%
7	Atlanta	GA	4.25%
8	Bakersfield	CA	4.16%
9	Phoenix	AZ	4.16%
10	Raleigh	NC	4.09%

USA TODAY Blueprint via Census Business Dynamics Survey

Start Your Business With Confidence

Scaling a new business requires a ready workforce. Bakersfield excels with a 4.16% employment rate among the cities USA TODAY Blueprint analyzed!



Photo courtesy Ridgecrest Regional Film Commission



Photo courtesy Michael McCloskey

Strategic Location

- California's population center
- Access to 14% of the U.S. population, within a 300-mile radius
- More than 40 million consumers within a 4-hour truck drive
- Proximity to the world's 5th-largest economy
- Access Interstate 5, Highway 99 North and South, Highway 46 West to the Central Coast, and Highway 58 East to Interstate 40

Business-friendly

- Streamlined permitting and plan check
- Job training and job search assistance provided by Kern County



Takin' Care of Business!

Available Land & Facilities

- Cost-competitive commercial real estate
- Class 1 rail from UP and BNSF
- Shortline SJVR

Short permit and plan check, typically measured in weeks and months, not years

Quality, Affordable Workforce

- Low employee turnover rates
- Employees enjoy the best wage-to-living standard ratio of any major logistics hub in the Western 13

MARKETBEAT

BAKERSFIELD

Industrial Year-End 2023



	YoY Chg	12-Mo. Forecast
8.0% Vacancy Rate	+5.1%	
\$0.85 Achieved Rents, PSF	-5.6%	
\$126.38 Sales Prices, PSF	+12.9%	
Overall, Q4 2023		

ECONOMY

The national economy performed meekly throughout 2023, posting an annual GDP gain of 2.5%—up from 2022's anemic 1.9%. The second half of the year out-performed the first half of the year by nearly 2:1. Inflation remained with us, however, posting a 3.4% year-over-year rise, though this was tempered compared with 2021's 7.1% and 2022's 6.5%. It is still stubbornly well above the Fed's target rate of 2%. The Fed Funds Overnight Rate increases continued throughout the year, increasing four more times (adding to the seven that occurred in 2022), going from 4½% to 5½%. The accompanying increases in mortgage rates served to produce the slowest housing market since the financial meltdown years of 2008-2010.

Population shifts also continued in 2023, with many "blue" states (most notably New York and California) losing population to various "red" states. However, California's central San Joaquin Valley—where Bakersfield is located—gained population, posting an impressive 14% year-over-

year growth rate, and on the verge of surpassing 4.0 million people. Mid-westerners tell us this region reminds them of home; we tend to attract hard-working, salt-of-the-earth types who enjoy our low-key way of life.

The other notable economic situation from 2020—the scarcity of construction materials—seemed to improve as availability and costs began stabilizing. What worsened, however, was the delivery of power to new construction. Wait times are now routinely 18+ months. The problem appears to be more of a obtaining switch gear, adding to the existing problem of transmission capacity.

MARKET OVERVIEW

Bakersfield's industrial market continued to perform well in 2023; our pace actually increased a little over 2022. All counted, 216 transactions occurred (vs. 211 in 2022 and 268 in 2021), divided among leases (184—vs. 160 in '22 and 206 in '21), owner/user sales (33—vs. 35 and 52). Total absorption was 3,634,050sf (vs. 4,956,115sf in '22 and 6,609,205sf in '21). Our average overall rent decreased a bit in 2023—\$0.85psf/mo Gross (vs. \$0.90 in '22 and \$0.91 in '21). And our average sale price increased to \$126.38psf (vs. \$111.97 in '22 and \$94.20psf in '21).

Deals of note:

- Wonderful Industrial Park leased its 3rd spec 1.0 MSF building—during construction, again—to JM Smucker Co. and started construction on its 4th such building in Q2 2023.
- Rexco Industrial neared completion of a 1.0 MSF spec building next to the Wonderful Industrial Park and rumor as of year-end was they were on the verge of leasing it as construction nears completion.
- Tejon Ranch Commerce Center sold 63 acres to Nestle for a bottled water distribution use and entered into a build-to-suit-for-lease with Sunrise Brands for 446,000sf. Deadeaux Industrial Development completed a 233,000sf spec warehouse and entered escrow with a user at year-end for \$165psf.
- Investor John Safi bought the former Baker Hughes industrial campus at 3901 Fanucchi Way in the Wonderful Industrial Park in 2022 and announced in 2023 the beginning of a phased 4-building 840,000sf warehouse complex and would break ground in Q2 2024 on 145,000sf.
- All told, 18 projects totaling some 15 MSF are in some stage of planning/design/construction.

As in 2022 and 2021, what little spec development occurred mostly leased during construction.

OUTLOOK

Bakersfield's "feeder market" is the Inland Empire—one of the most dynamic industrial markets on earth. But it is full. The pandemic has created a huge increase in demand there, and despite the slowing economy, demand still far outpaces supply. Wild rent increases have plateaued, and the scarcity of available space has eased for <500,000sf sizes, but the market is still fairly robust for >500,000sf sizes.

Bakersfield and other high-desert locations east of the Sierra Nevada mountain range offer alternatives, where they can find their "old economics" while still serving their customers . . . but Bakersfield offers a superior workforce, something of a surprise to them. So we remain optimistic.

ABSORPTION VS. VACANCY RATES



OVERALL OCCUPIER ABSORPTION



WAYNE KRESS, SIOR

Executive Director
+1 661 633 3819
wayne.kress@cushwake.com
LIC #00834680

SCOTT REYNOLDS

Director
+1 661 633 3825
scott.reynolds@cushwake.com
LIC #01382493

COBY VANCE

Senior Director
+1 661 633 3807
coby.vance@cushwake.com
LIC #01449929

NIKKA CABELLO

Brokerage Specialist
+1 661 633 3826
nikka.cabello@cushwake.com
LIC #01993020

5060 California Ave., Suite 1000
Bakersfield, CA 93309
LIC #01880493

cushmanwakefield.com

©2024 Cushman & Wakefield. All rights reserved.
The information contained within this report is gathered from multiple sources believed to be reliable. The information may contain errors or omissions and is presented without any warranty or representations as to its accuracy.

Business Incentives

BUSINESSES LOOKING TO RELOCATE OR EXPAND IN KERN COUNTY can find a wide variety of incentives available. **Kern Economic Development Corporation** can direct businesses to select federal, state and local economic incentives available to attract new jobs, investment and development.



Kern County Business Recruitment & Job Growth Incentive Program

ENHANCEMENTS TO THE COUNTY'S INCENTIVE PROGRAM INCLUDE:

- The County eliminates all caps and special terms on potential sales tax, use tax, and property tax rebates, and adds transient occupancy tax rebates, setting the stage for opportunities for more meaningful, robust and competitive incentive packages in pursuit of impactful business investment
- The County's incentive agreements prioritize sustained, full-time job creation, in addition to capital investment, at better-than-living wage rate for Kern County
- The County has also expanded the list of targeted industry clusters for these incentives, to include: carbon dioxide (CO₂) storage and biomass conversion
- The initiative provides for maximum flexibility in pursuing opportunities with performance-based incentives requiring quantitative thresholds, tested for accountability
- New business ventures are reviewed on a case-by-case basis for overall net benefit and value-added, with incentives tailored to meet County objectives

Contact Kern EDC for additional incentive program details or application forms

California Incentives

- **California Competes Tax Credit**
Criteria includes number of jobs to be created or retained, extent of property in business development area, minimum compensation limitation, and set job retention period
- **New Employment Credit**
Between August 2014 – January 2026
- **Research & Development Tax Credit**
Reduces income or franchise tax
- **Sales & Use Tax Exemption for Agriculture**
Tax exemption for the sale, storage, use, or other consumption of farm equipment and machinery
- **Sales & Use Tax Exemption for Manufacturing**
Tax exemption of 3.3125% for basic manufacturing equipment

Opportunity Zones

- Opportunity Zones are census tracts that are economically distressed communities where new investments may, under certain conditions, be eligible for preferential federal tax treatment or preferential consideration for federal grants and programs



Photo courtesy Bakersfield Life Magazine | Mark Nesson

Foreign Trade Zone 276

- Tejon Ranch Commerce Center

Recycling Market Development Zone

- Low interest loans and assistance for manufacturers using recycled materials

Workforce

- **Employment Training Panel (ETP)**
Funds offsetting cost of training
- **America's Job Center Workforce Investment Act (WIA)**
Free assistance, customized recruitment plans, positions advertising, qualifying applicants, and hiring



Photo courtesy Michael McCloskey



Photo courtesy Tony Moreno

TARGET INDUSTRIES ARE GROUPS OR CLUSTERS OF

RELATED BUSINESSES which export products and services from the county, bringing in new net revenue. Kern County's Economic Development Strategy outlines six industry clusters of focus. The **County Administrative Office** promotes the \$2 billion Tourism, Recreation, and Entertainment cluster, while **Kern Economic Development Corporation** recruits and works to retain and expand businesses in the other five:



Aerospace & Defense

Stratolaunch, Naval Air Weapons Station China Lake, Boom Supersonic, Edwards Air Force Base, and the Mojave Air and Space Port at Ruten Field are just a few of the globally recognized names in aerospace and defense. Kern County is at the heart of California's military and defense presence and the industry contributes significantly to the state's economy and workforce.



Energy & Natural Resources

With national rankings for both traditional energy (oil and gas) and renewables (wind and solar), Kern County is the leading energy provider for California and is connected to the strongest players in the global energy industry. Additionally, Kern County is a leading producer of natural gas, hydro-electric power, geothermal, and is noted for its mineral wealth, including gold, borate, and kernite.



Healthcare Services

Always two steps ahead, Kern County's growing number of healthcare providers are investing in cutting-edge technology and offering the latest treatment options. With over 900,000 residents living in Kern, and over 390,000 in Bakersfield alone, demand for highly skilled and innovative healthcare facilities and personnel continues to increase.



Transportation, Logistics, & Advanced Manufacturing

Kern County's transportation, logistics and advanced manufacturing industry is strongly united with oil and agriculture, which continue to be the region's strongest assets. Workers within these industries offer a transferability of skill sets. With ideal geographic location in California, the area is home to over 50 major distribution centers such as Amazon, Caterpillar, Famous Footwear, IKEA, L'Oréal, Nestlé, Ross, Target, Walmart, and many more.



Value-Added Agriculture

From grapes to dairies, Kern County's agriculture products feed communities around the world and strengthen the local, state, and national economy. As the nation's No. 3 producer of goods, the agriculture industry employs almost 20% of the county's workforce.

Kern County Powers, Feeds, and Defends the World!



Photo courtesy Philippe Luzzo



Photo courtesy Felix Adamo | The Bakersfield Californian

Advancing the Future

EAST KERN COUNTY IS HOME TO SOME OF THE WORLD'S MOST INNOVATIVE AND SPECIALIZED TECHNOLOGIES.

The region's aerospace programs stand at the forefront of an industry gaining international recognition for space tourism and the first-ever privately funded spaceflight, while the region's defense and advanced weapons development are supported by two military installations.

There are over 23,000 aerospace jobs in Kern County. These high-wage full-time jobs have staying power thanks to vast open land, lack of development encroachment, proximity to Los Angeles, and higher education levels per capita in East Kern than in most other regions in the country.

Photo courtesy Boom Supersonic



EAST KERN ECONOMIC ALLIANCE

Founded 15 years ago by Kern EDC, the **East Kern Economic Alliance (EKEA)** represents community and business leaders from East Kern that work to foster economic development collaborations within the region.

STRATOLAUNCH

Stratolaunch completed Talon-A1's first powered flight breaking dawn on a new era in hypersonic flight test capability. **Stratolaunch's Roc**, a six-engine jet with the world's longest (385 feet) wingspan, took off from the **Mojave Air & Space Port at Rutan Field**.

BOOM SUPERSONIC

Boom Supersonic, completed the inaugural flight of XB-1, the world's first independently developed supersonic jet, at **Mojave Air & Space Port at Rutan Field**. The flight testing will aid the development of **Overture**, a supersonic jet designed to transport passengers up to 1,300 mph at an altitude of 60,000 feet.

Aerospace & Defense

Photo courtesy Stratolaunch Systems



Kern's Aerospace & Defense employment is four times the national average.



Two military installations: the Naval Air Warfare Center Weapons Division at China Lake and Edwards Air Force Base.



Home to Mojave Air & Space Port at Rutan Field, one of the country's ten space launch complexes, where more than 100 companies and 3,000 employees are located



China Lake represents 38% of the Navy's land holdings world-wide, and 85% of the Navy's land for research, development, tests, and evaluations use.



Edwards AFB covers roughly 470 sq. mi. in the western portion of the Mojave Desert where it focuses on developing airmen, technology-to-warfighting and integrating operations.



Edwards Air Force Base

Edwards Air Force Base has an annual economic impact of \$2.89 billion. The base creates approximately 9,754 jobs for the region, with an annual payroll of \$839 million.

Naval Air Weapons Station China Lake

Naval Air Weapons Station China Lake (NAWS) has a total annual economic impact of \$1.4 billion and employment of 10,359 jobs, and annual direct payroll is \$539 million.

NAWCWD has been awarded over 2,000 patents and 50+ world "firsts."

Mojave Air & Space Port at Rutan Field

Mojave Air & Space Port at Rutan Field in Mojave serves both private and government sectors, with more than approximately 3,000 employees and 100 companies.

NASA Armstrong Flight Research Center

NASA Armstrong Flight Research Center is **NASA's** home for high-risk flight research, advancing technologies for both air and space flight. With nearly 1,200 employees and a \$447.6 million budget, NASA Armstrong is contributing to Kern's economic strength and diversity every day.

Energy & Natural Resources

Fueling the Nation

IN 2023, KERN RANKED AS THE #13 OIL-PRODUCING COUNTY IN THE NATION, yielding 90 million barrels of oil annually, according to ShaleXP data. This represents 72% of California's total oil production.

Kern County produces 245,000 barrels of oil daily.

KERN'S PETROLEUM INDUSTRY MAKES SIGNIFICANT FISCAL CONTRIBUTIONS THAT SUPPORT LOCAL SCHOOL DISTRICTS AND CRITICAL SERVICES:

- \$197 million in property tax revenue in Kern:
- Seven of the top ten taxpayers were in the oil & gas industry and comprised over 15% of total general taxes.
- Oil & gas jobs contribute \$13.5 billion of direct annual revenue to Kern's economy.

Kern County Assessor's Office, Natelson-Dale Group, and U.S. Dept. of Labor

The Oil & Gas Industry Contributes Over \$13.5 Billion Annually to Kern's Economy



JobsEQ® 2023 Annual Average

Petroleum in Your Everyday Life!



\$89,095

Average Annual Wage
for Oil & Gas in Kern

VS.

\$57,365

Average Annual Wage
for All Industries in Kern

ECONOMIC IMPACT FACT SHEET

KERN COUNTY OIL & GAS INDUSTRY



ANNUAL WAGES

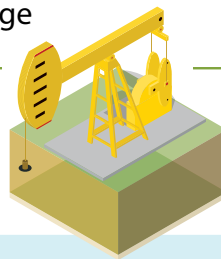
\$89,095 -vs- \$57,365

Oil & Gas Average

Kern County Average

\$13.5 Billion

Direct annual
revenue to
Kern County's
economy



#13

**Oil-Producing
County in
the U.S.**



8 OF THE TOP 10

Kern County taxpayers are energy
companies



13,830

Number of Kern
residents directly
or indirectly
employed by the
O&G industry



83%

of California's
Active Wells
Are Located in
Kern County

13,940

Number of Kern
residents employed
due to the indirect
or induced impacts
of the O&G industry



90 Million

Barrels of oil annually
produced in
Kern County

OIL & GAS OUTPUT CREATES

+1.80 Direct Jobs
+2.18 Indirect Jobs
+1.83 Induced Jobs
Total: 5.8 Jobs

KERN COUNTY PRODUCES

245,000 bbl per day
72% of California's oil
~17% of California's annual oil
consumption

**PETROLEUM
IN EVERYDAY
LIFE!**





Photo courtesy BHE Renewables

KERN COUNTY IS THE #1 RENEWABLE-ENERGY PRODUCING COUNTY IN THE U.S. with over 20,000 MWs of permitted wind and solar projects.

\$83 billion of private investment has been invested in the region's renewable energy projects, creating over 10,000 construction and 1,800 operational jobs.

The World's Largest Solar & Battery Storage System

In 2023, the world's largest battery energy storage system came online in Kern County.

Terra-Gen's Edwards & Sanborn project generates 875 megawatts of solar and 3.3 GWh of energy storage and includes nearly two million solar panels.



Photo courtesy Jennifer Johnson

Kern County: A Top Solar & Wind Region

KERN BOASTS THE UNITED STATES' LARGEST WIND PROJECT & THIRD-LARGEST SOLAR FACILITY

Alta Wind Energy Center and BHE Renewables' Solar Star Project

KERN HAS BEEN LABELED THE WIND CAPITAL OF THE ENTIRE WORLD!

The region has a total wind power capacity of 4 gigawatts and more turbines than the entire northeast region of the United States.

KERN COUNTY IS HOME TO THE WORLD'S LARGEST BORAX MINE

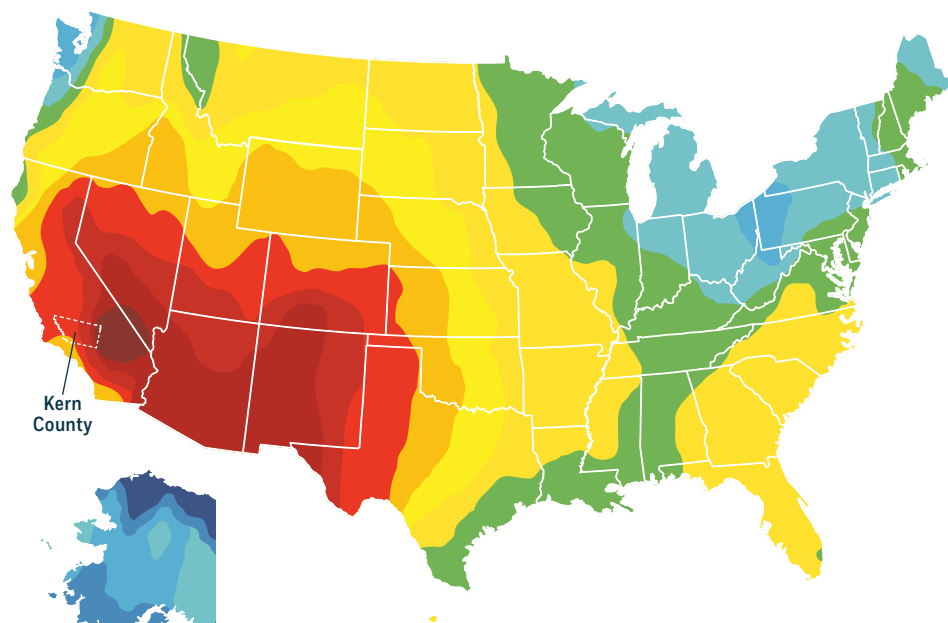
Rio Tinto Minerals, Boron Operations produces nearly half of the world's borates.

ONE OF THE LARGEST GOLD MINES ON THE WEST COAST IS IN KERN COUNTY

Golden Queen Mining Company in Mojave.

Kern receives some of the best solar radiation in the nation, generating 6,500-7,500 Whr/m² per day!

\$83 billion of private investment has been invested in the region's renewable energy projects, creating over 10,000 construction and 1,800 operational jobs.



PHOTOVOLTAIC SOLAR RESOURCE OF THE U.S.



National Renewable Energy Laboratory for the United States Department of Energy, 2008



IN 2023, ADVENTIST HEALTH BAKERSFIELD, DIGNITY HEALTH MEMORIAL HOSPITAL, AND MERCY HOSPITAL SOUTHWEST all received an 'A' grade for safety. Leapfrog Group's "Hospital Safety Grade Results" are based on more than 30 national performance measures,

Adventist Health Bakersfield's AIS Cancer Center

This 60,000-square-foot facility houses a multidisciplinary team of board-certified oncologists, offering a comprehensive range of coordinated treatment options for all types and stages of cancer. With enhanced access to clinical trials through UCLA and a commitment to high-quality outcomes, more than 70% of women in Kern County choose **Adventist Health** for their breast cancer care.

Adventist Health Central California Network

As the largest healthcare provider in the Central Valley, **Adventist Health** serves 33 communities with eight hospitals and more than 130 clinics. The dedicated team of 7,000 employees and providers spans Kings, Kern, Fresno, Madera, and Tulare counties, reaching from the Mojave Desert through the Central Valley to the foothills of the Sierra Nevada. In Kern County, hospital locations include **Adventist Health Bakersfield**, **Adventist Health Specialty Bakersfield** (formerly **Bakersfield Heart Hospital**), **Adventist Health Tehachapi Valley**, and **Adventist Health Delano**. Each day, we deliver expert care to over 5,000 of community members, with more than 1 million patient visits to the clinics annually. Nationally recognized care includes the largest surgical robotics program in the Southern Central Valley and an award-winning heart program, supported by cardiothoracic surgeons trained at some of the premier cardiac care centers in the country.

Centre for Neuro Skills

Provides post-acute traumatic brain injury (TBI) rehabilitation. They provide in-patient rehabilitation, pediatric and adolescent rehabilitation, assisted living services, and many other programs. Hundreds of patients come to **CNS** each year from around the country and the world.

Comprehensive Blood & Cancer Center (CBCC)

CBCC provides comprehensive, whole-person care with diagnostics, treatment, and post-treatment support all within its centralized campus. The facility impacts 1 in 3 individuals in Kern County, treating more than just cancer patients. In partnership with **UCLA** and pharmaceutical companies, **CBCC's** global research team conducts phase 1, 2, and 3 clinical research trials to advance the future of medicine world-wide. **CBCC** is the only provider in Kern County offering PSMA-PET scans.

CBCC | Dignity Health Infusion Center

Conveniently located inside **CBCC**, the **Dignity Health Infusion Center** is the optimum outpatient setting for infusion therapy offering a variety of services from chemotherapy, intravenous medications, blood transfusions, and hydration, as well as intramuscular injections and epidurals. With comfortable reclining chairs, 18 private rooms, and other amenities, the center ensures quality care for therapies extending beyond those specific to cancer.

Dignity Health's Lauren Small Children's Medical Center at Bakersfield Memorial Hospital

The first comprehensive pediatric program in Kern County includes a 31-bed Level II Neonatal Intensive Care Unit, an eight-bed Pediatric Intensive Care Unit, and a 20-bed Pediatric Unit with 24/7 in-house pediatricians.

And coming soon, two dedicated pediatric surgical suites.

Encompass Health Rehabilitation Hospital of Bakersfield

Offers comprehensive inpatient and outpatient rehabilitation services. **Encompass Health Rehabilitation Hospital of Bakersfield** is consistently ranked in the top 10 of the nation's hospitals.

Sarvanand Heart and Stroke Center at Dignity Health Bakersfield Memorial Hospital

Offers a range of cardiovascular services and technology such as the Bi-plane Interventional Suite to perform heart procedures, treat stroke-causing clots and blockages, and many other lifesaving procedures. The hospital recently added a new cath lab where high-risk patients have access to minimally invasive procedures and techniques such as (TAVR) Transcatheter aortic valve replacement.

Mercy Hospital Southwest

The new \$350 million tower at **Mercy Hospital Southwest** is currently under construction. The state-of-the-art facility will add 106-beds, including 24 new ICU beds and 19 neonatal intensive care beds, an expanded emergency room, and new cardiac catheterization labs.

Valley Children's Healthcare

Valley Children's Healthcare provides pediatric specialty and primary care to Kern County families. Valley Children's Eagle Oaks Specialty Care Center in Bakersfield is a state-of-the-art center providing outpatient care to kids in the following specialties: audiology, cardiology, endocrinology, gastroenterology, hematology, medical imaging, nephrology, neurology, orthopaedics, otolaryngology, plastic surgery follow up, pediatric surgery follow up, rheumatology, and urology.

ECONOMIC IMPACT FACT SHEET

ADVANCED MANUFACTURING IN KERN COUNTY



IF YOU BUILD IT, THEY WILL COME!

There's a Reason Your Business Should Be in Kern County!



**Second-largest economy in
the San Joaquin Valley**



**Favorable infrastructure
and land use policies**



**California's population
center and close proximity
to Los Angeles Basin**



**Talent synergies between
existing oil/gas workforce
and skills required by the
manufacturing sector**



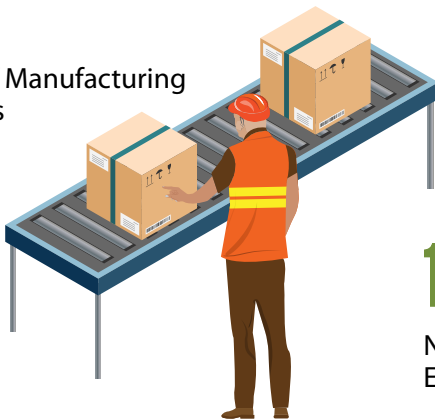
#4 in STEM jobs in the U.S.



Significant logistics assets

Number of Manufacturing
Companies

481



13,100

Number of
Employees



\$73,450

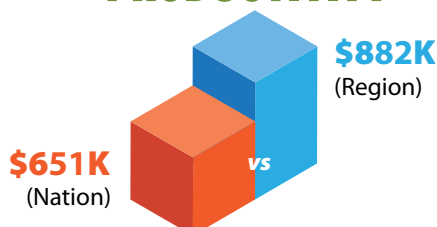
Average
Wage



TOP 5 CALIFORNIA METRO FOR:

Age Pipeline	#3
Employee Turnover	#4
Training Pipeline	#5

KERN WORKER PRODUCTIVITY



12,775

Indirect and Induced
Employment Jobs

YOU'LL BE IN GOOD COMPANY IN KERN COUNTY

These Well-Known Names Call Kern County Home

FOOD PROCESSING



the
Wonderful
company™



AEROSPACE & DEFENSE



STRATOLAUNCH



BAE SYSTEMS



NATURAL RESOURCES & MATERIALS



PLASTICS & PACKAGING



Keep Making it with "MAK"

Kern EDC launched the Manufacturing Alliance of Kern (MAK) in 2022. The industry-led initiative advocates on behalf of the region's 450+ manufacturers and plays a critical role in providing manufacturers the opportunity to engage in B2B conversations and share industry experiences. (The advanced manufacturing sector was identified as a key opportunity industry by B3K Prosperity.)

To learn more about MAK, contact:

MELINDA BROWN
VP of Business Development, Kern EDC

📞 661-862-5058

✉️ melinda@kedc.com

Top Ag Employers

- BOLTHOUSE FARMS
- GIUMARRA VINEYARDS
- GRIMMWAY FARMS
- SUN PACIFIC
- TASTEFUL SELECTIONS
- WONDERFUL ORCHARDS
- WONDERFUL PISTACHIOS & ALMONDS

Kern Agriculture Production Ranks #3 in the U.S.

THANKS TO FERTILE SOILS AND ONE OF THE BEST CLIMATES IN THE WORLD FOR FRUIT AND VEGETABLE PRODUCTION, Kern County is the 3rd-largest ag producer in the United States! The value-added agriculture is a strong economic driver for the local economy. In 2022, the gross value of all agricultural commodities produced in Kern County was over \$7.72 billion. Almonds, grapes, citrus, pistachios, and milk alone account for 65% of agriculture's value, generating more than \$5.1 billion.

2022 Kern County Agricultural Crop Report

TOP 10 COMMODITIES IN KERN COUNTY

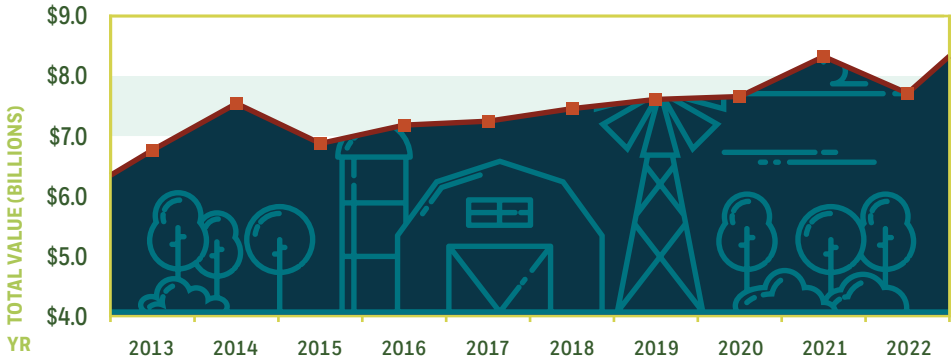
#	COMMODITY	VALUE (M)
1.	Grapes, All	\$1,395
2.	Citrus, Fresh & Processing	\$1,149
3.	Milk, Market & Manufacturing	\$947
4.	Almonds, Inc. By-products	\$927
5.	Pistachios	\$649
6.	Carrots, Fresh & Processing	\$583
7.	Cattle & Calves	\$313
8.	Potatoes	\$192
9.	Silage & Forage	\$147
10.	Alfalfa	\$142

2022 Kern County Agricultural Crop Report



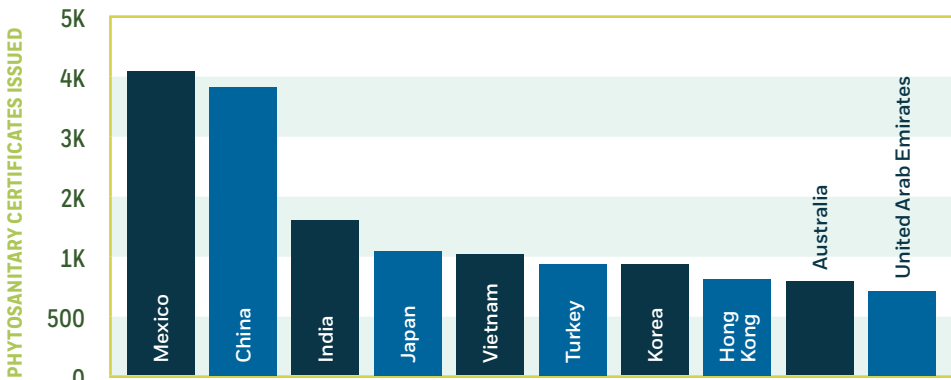
Photo courtesy/Arnt McGill

10-YEAR KERN AGRICULTURAL CROP VALUE COMPARISON (2013-2022)



2022 Kern County Agricultural Crop Report

TOP 10 DESTINATION COUNTRIES FOR KERN AG EXPORTS (2022)



2022 Kern County Agricultural Crop Report

Note: Destination countries ranked by number of Phytosanitary Certificates issued; does not equate to a specific value.



Kern County provides the nation's food supply and more! Exports are booming in Kern with nuts, fruits and vegetables capturing world markets!

Photo courtesy/Visti Bakersfield


TOP 10 COMMODITIES EXPORTED FROM KERN COUNTY

1. Grapes	2. Almonds	3. Pistachios	4. Oranges	5. Potatoes
6. Carrots	7. Cotton	8. Lemons	9. Tangelos	10. Other Citrus

2022 Kern County Agricultural Crop Report

ECONOMIC IMPACT FACT SHEET

KERN COUNTY AGRICULTURE



#3

**AG-PRODUCING
REGION IN
THE U.S.**

14%

California's Agricultural
Production Value

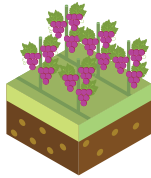
\$7.7 Billion

ANNUAL OUTPUT

1 IN EVERY 6 JOBS IN KERN COUNTY IS DIRECTLY RELATED TO AGRICULTURE


54%

U.S. TABLE GRAPE
SUPPLY





9%

CALIFORNIA
MILK
SUPPLY



80%

U.S. CARROT SUPPLY



Kern County produces
25% of CA citrus and
11% of U.S. citrus.

American
Viticultural
Area



KERN COUNTY PRODUCES 15% OF THE WORLD'S ALMONDS AND 18% OF THE WORLD'S PISTACHIOS!

ECONOMIC MULTIPLIERS

AGRICULTURAL PRODUCTION

Employment Labor Income
1.92 2.19

For every 1 job, .92 additional
jobs are created. For every \$1 of
income, \$1.19 is generated in
the local economy.



AGRICULTURAL PROCESSING

Employment Labor Income
3.46 2.75

For every 1 job, 2.46 additional
jobs are created. For every \$1 of
income, \$1.75 is generated in
the local economy.



Photo courtesy Bakersfield College



CALIFORNIA STATE UNIVERSITY
BAKERSFIELD

California State University, Bakersfield (CSUB) is home to the Roadrunners—moving forward at lightning speed and championing intellectual progress. CSUB continuously rises in national rankings for its economic value and commitment to student success. Its students are brilliant and increasingly diverse—with the majority of graduates remaining in the Valley to solve our region's complex challenges.

The university offers 57 undergraduate and graduate programs. In addition, **CSUB Extended Education** offers a number of professional development opportunities, certificates and degree programs to the community.

As part of **NCAA Division I**, the university is home to 16 varsity teams competing in the Big West Conference.



Photo courtesy Cerro Coso Community College

BAKERSFIELD COLLEGE

Established in 1913, **Bakersfield College (BC)** is one of the nation's oldest continually operating community colleges, offering hundreds of degrees and certificates across disciplines and career fields. **BC's** students are diverse and represent the communities we serve. **BC** holds a designation as a *Hispanic Serving Institution* and is the only community college in California to offer two baccalaureate pathways with degrees in **Industrial Automation** and **Research Laboratory Technology**.

Through its **Early College** program, **BC** also offers high school students the opportunity to complete certificates, degrees, and/or earn college credits by the time they graduate high school.

Bakersfield College is the only community college in California to offer two baccalaureate pathways with degrees in Industrial Automation and Research Laboratory Technology.



In academic year 2023–2024, **Cerro Coso Community College** continued its recovery from the COVID-19 pandemic. Both enrollment (the total number of class registrations) and headcount (unique students) increased by 19.7% in Fall 2023 compared to the previous



TAFT COLLEGE

Nestled within its historic city, **Taft College** proudly stands as a bastion of academic excellence, home to the Cougars— a symbol of strength, resilience, and determination. Firmly rooted in the community, the institution embraces its role as a small, personalized entity committed to shaping the minds and futures of its diverse students. From the arts to the sciences, the curriculum is thoughtful crafter to inspire curiosity, foster innovation, and prepare graduates for success in entering the workforce or transferring to a 4-year university. At the heart of **Taft College** lies the upcoming **Associate Degree in Nursing (ADN)** program—a testament to its unwavering dedication to meeting the growing demand for healthcare professionals in the region.

year, while Spring 2024 saw a 7.7% increase in enrollments and a 10.8% increase in headcount. Another positive indicator of recovery from the effects of COVID-19 is that students are returning to face-to-face instruction: brick and mortar campuses saw a 28.5% increase in enrollments compared to Spring 2023, which translates to an astonishing 79.6% improvement over Spring 2022.

K-12 BREAKDOWN (2023-2024)

Total Enrollment (K-12)	205,018
School Districts	47
Average Class Size	25
Elementary Schools	159
Middle/Junior High Schools	47
High Schools	47
Charter Schools	15

EdData.org 2023-2024

HIGHEST EDUCATION ATTAINED

HIGHEST EDUCATION ATTAINED	KERN
No Diploma	23.1%
High School Graduate	28.1%
Some College, No Degree	23%
Associate's Degree	7.7%
Bachelor's Degree	12.2%
Graduate or Professional Degree	6%

JobsECN 2024

ANNUAL EARNINGS

HIGHEST EDUCATION ATTAINED	KERN	BAKERSFIELD
No Diploma	\$27,317	\$28,958
High School Graduate	\$37,448	\$39,527
Some College or Associate's Degree	\$41,205	\$40,371
Bachelor's Degree	\$64,883	\$64,187
Graduate or Professional Degree	\$85,524	\$81,189

2022 American Community Survey 1-Year Estimates



Photo courtesy Taft College



Photo courtesy Bakersfield College

Four Year Universities

CALIFORNIA STATE UNIVERSITY, BAKERSFIELD

Undergraduate, graduate, and doctorate in Education Leadership degrees

EMBRY-RIDDLE AERONAUTICAL UNIVERSITY—EDWARDS AFB

World's largest, fully accredited university specializing in aviation and aerospace

FRESNO PACIFIC UNIVERSITY—BAKERSFIELD

Teaching certification, undergraduate, and graduate degrees

UNIVERSITY OF LAVERNE—BAKERSFIELD

Undergraduate and graduate degrees

UNIVERSITY OF PHOENIX—BAKERSFIELD

Teaching certification, undergraduate, and graduate degrees

Community Colleges & Trade Schools

BAKERSFIELD COLLEGE

Certificates, associate's degrees, bachelor's degrees

CALIFORNIA AERONAUTICAL UNIVERSITY

Certificates and training

CERRO COSO COMMUNITY COLLEGE

Certificates and associate's degrees, honor programs

SAN JOAQUIN VALLEY COLLEGE

Certificates and associate's degrees

SANTA BARBARA BUSINESS COLLEGE

Certificates and associate's degrees

TAFT COLLEGE

Certificates and associate's degrees

WESTEC

Safety certifications

Employment & Training Centers

AMERICA'S JOB CENTER OF CALIFORNIA

BAKERSFIELD ADULT SCHOOL

DELANO ADULT SCHOOL

EMPLOYERS' TRAINING RESOURCE

KERN COUNTY REGIONAL OCCUPATIONAL PROGRAM (ROC)

CAREER TECHNICAL EDUCATION CENTER (CTEC)