

**WELCOME PACK
LTA ASSISTANT:
CORE TRAINING**



**WE DO
TENNIS**

Contents

[Before the Course](#)

[What to Bring](#)

[Itinerary: Day One](#)

[Before Day Two](#)

[Itinerary: Day Two](#)


[After Day Two](#)

[Course Completion](#)

[LTA Instructor Guide](#)

[Our Tutors](#)

[Working in Tennis](#)



Before the Course

Before attending the course, you will need to log into [LTA Learn](#)* using your existing LTA login. Once logged in, select 'Your Courses' and select LTA Assistant. Then, open the following folder:

Navigate Document:

[Before the Course](#)
[What to Bring](#)
[Itinerary: Day One](#)
[Before Day Two](#)
[Itinerary: Day Two](#)
[After Day Two](#)
[Course Completion](#)
[LTA Instructor Guide](#)
[Our Tutors](#)
[Working in Tennis](#)



Welcome to LTA Assistant



Watch this first! How to use LTA Learn

You must watch this video. It might take a bit of time, but will help you in the long run



Download: Letter of Deployment

You are required to complete four hours of work experience after the first day of the course. This work *must* be with players aged 8 and under (Red). Download this letter and ask your head coach to sign it, and bring it with you to day one of the course



Learn: Roles and Responsibilities

This must be completed before day one. Please ensure you have submitted this.

What to Bring

The course is active, so please come wearing sports/tennis clothing

1. A racket

We will also use smaller rackets which we will provide

2. Water

3. Lunch

This may be available for purchase in and around your venue, but please check in advance

4. Fully charged phone or tablet

Please download a QR code reader in advance. If Wi-Fi is unavailable, you may be asked to use mobile data

5. Letter of Deployment

This can be found on LTA Learn

6. Pen and paper

Navigate Document:

[Before the Course](#)

[What to Bring](#)

[Itinerary: Day One](#)

[Before Day Two](#)

[Itinerary: Day Two](#)

[After Day Two](#)

[Course Completion](#)

[LTA Instructor Guide](#)

[Our Tutors](#)

[Working in Tennis](#)

Itinerary: Day One

Timings are approximate*

9:00 – Course Introduction and Welcome

10:30 – Break

11:00 – How to Communicate Effectively

12:30 – Lunch

1:30 – Tactical and Technical

3:00 – Break

3:30 – Organisation and Feeding

5:00 – End of Day One

Navigate Document:

[Before the Course](#)

[What to Bring](#)

[Itinerary: Day One](#)

[Before Day Two](#)

[Itinerary: Day Two](#)

[After Day Two](#)

[Course Completion](#)

[LTA Instructor Guide](#)

[Our Tutors](#)





[Working in Tennis](#)



Before Day Two

Before Day Two, you will need to login to LTA Learn and complete the following. Your tutor will provide you with more information on Day One.

(1) Before Day Two, complete all support, learn and test documents within the following units:

-  **Unit 1:** Course Introduction
-  **Unit 2:** How to Communicate Effectively
-  **Unit 3:** Tactical and Technical
-  **Unit 4:** Organisation and Feeding

(2) **Feeding and Demonstration Tasks:** read all supporting documents and upload your videos. You only get one attempt, so make sure you are happy with it.

Navigate Document:

[Before the Course](#)
[What to Bring](#)
[Itinerary: Day One](#)
[Before Day Two](#)
[Itinerary: Day Two](#)
[After Day Two](#)
[Course Completion](#)
[LTA Instructor Guide](#)
[Our Tutors](#)
[Working in Tennis](#)

Any issues with LTA Learn, please try this before contacting your tutor:

1. Use Chrome as your browser
2. Ensure pop-ups are enabled
3. Check Wi-Fi strength and close all other tabs
4. Clear cache/history log
5. Log out and back in again

Before Day Two: Continued



(3) Download Assistant Qualification Experience Form

Download and print this form. When you have completed your four hours of coaching experience, ask the lead coach to complete this form.



(4) Core Module Two

If you want to get ahead of the game, you can begin work on reading supporting documents and completing online learn units. This can be completed after day two but completing before day two will give you some prior knowledge ahead of your training on day two.

Do not complete the Differentiation Test from Unit 3 or the Reflective Practice from Unit 4

Navigate Document:

[Before the Course](#)
[What to Bring](#)
[Itinerary: Day One](#)
[Before Day Two](#)
[Itinerary: Day Two](#)
[After Day Two](#)
[Course Completion](#)
[LTA Instructor Guide](#)
[Our Tutors](#)
[Working in Tennis](#)

Itinerary: Day Two

Timings are approximate*

09:00 – Welcome Back & Understanding Safeguarding

10:00 – Break

10:15 – Building Confidence and Differentiation

12:15 – Lunch

13:15 – Developing Assistant Skills

15:15 – How to Support Competitions

16:30– Course Summary

17:00 – End of Day Two

Navigate Document:

[Before the Course](#)

[What to Bring](#)

[Itinerary: Day One](#)

[Before Day Two](#)

[Itinerary: Day Two](#)

[After Day Two](#)

[Course Completion](#)

[LTA Instructor Guide](#)

[Our Tutors](#)






[Working in Tennis](#)



After Day Two

After Day Two, your tutor will set a deadline for the completion of your coursework

(1) Core Module 2 If you haven't already, you will need to complete all support, learn and test documents within the following units:

-  **Unit 1:** Understanding Safeguarding
-  **Unit 2:** How to build confidence in young players
-  **Unit 3:** Differentiation
-  **Unit 4:** Developing Assistant Skills
-  **Unit 5:** Supporting Competitions

Navigate Document:

[Before the Course](#)
[What to Bring](#)
[Itinerary: Day One](#)
[Before Day Two](#)
[Itinerary: Day Two](#)
[After Day Two](#)
[Course Completion](#)
[LTA Instructor Guide](#)
[Our Tutors](#)
[Working in Tennis](#)

After Day Two: Continued

(2) Electives and Feedback: To complete the course, you **must** finish one of the two elective tasks and the Course Feedback task. You may do both if you wish.



Elective: Supporting Players with a Learning Disability

Elective: Fundamental Movement Skills

Task: Course Feedback

(3) Congratulations! You have completed your online and face to face training for the LTA Assistant qualification.

Navigate Document:

[Before the Course](#)

[What to Bring](#)

[Itinerary: Day One](#)

[Before Day Two](#)

[Itinerary: Day Two](#)

[After Day Two](#)

[Course Completion](#)

[LTA Instructor Guide](#)

[Our Tutors](#)

[Working in Tennis](#)

Course Completion

On successful completion of the LTA Assistant course, get on court and start helping as many players as possible!

LTA Instructor will be the next step in your coaching journey. Review the next page for more information. If you're not ready to take the next step, keep up your coaching skills with [professional development courses](#).

Accreditation: Once you're qualified, it's good to get [accredited](#). This is the LTA's professional membership program for qualified coaches.

Navigate Document:

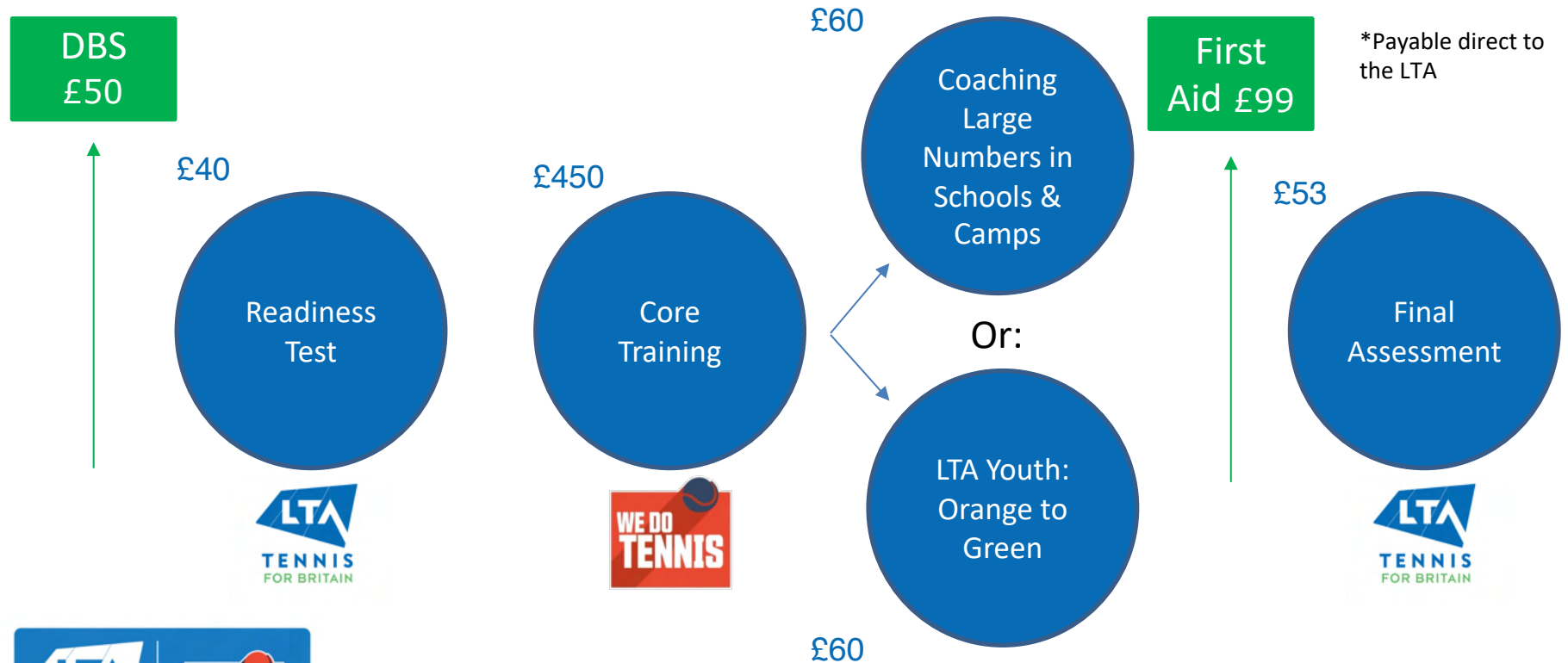
[Before the Course](#)
[What to Bring](#)
[Itinerary: Day One](#)
[Before Day Two](#)
[Itinerary: Day Two](#)
[After Day Two](#)
[Course Completion](#)
[LTA Instructor Guide](#)
[Our Tutors](#)
[Working in Tennis](#)

We Do Tennis offers **£50 off** your LTA Instructor course if you complete it with us. Use the code 'WDTLEVEL1' on our [booking portal](#).

LTA Instructor: Step-by-Step




Typical course duration: 5-9 weeks



Coach Development Centre

- Learners choose 1 of 2 elective options
- Learners with a tennis rating of 7.1 or better do not need to undertake a readiness test*

Our Tutors



Email:
nick@wedotennis.co.uk

Nick Williams

Nick's love of coach education began when asked to tutor on an LTA course. Over the following years he has been involved in over 250 coach education qualification courses from level 1-4 as a tutor or assessor.

Nick has always received an 'outstanding' grade from external quality assurance visits for his delivery and assessing capabilities.



Email:
chrispeettennis@yahoo.com

Chris Peet

Chris Peet is a Level 5 Master Performance Tennis Coach and Coach Education Tutor. He delivers our LTA Assistant course.

Navigate Document:

[Before the Course](#)
[What to Bring](#)
[Itinerary: Day One](#)
[Before Day Two](#)
[Itinerary: Day Two](#)
[After Day Two](#)
[Course Completion](#)
[LTA Instructor Guide](#)
[Our Tutors](#)
[Working in Tennis](#)

Working in Tennis

We Do Tennis love helping people take their coaching qualifications. Our mission is to make sure that all coaches who pass qualifications, can move forward, and deliver tennis lessons to help grow our great game.

We hope that you already have local club links and an opportunity to start coaching and gaining experience. Please [contact us](#) if you need help to find a local venue or coach to work with near your base or gain some hours working in a We Do Tennis venue. We aim to support coaches at every step of the journey.

Good luck with your future coaching!

Navigate Document:

[Before the Course](#)

[What to Bring](#)

[Itinerary: Day One](#)

[Before Day Two](#)

[Itinerary: Day Two](#)

[After Day Two](#)

[Course Completion](#)

[LTA Instructor Guide](#)

[Our Tutors](#)

[Working in Tennis](#)





**WE DO
TENNIS**