

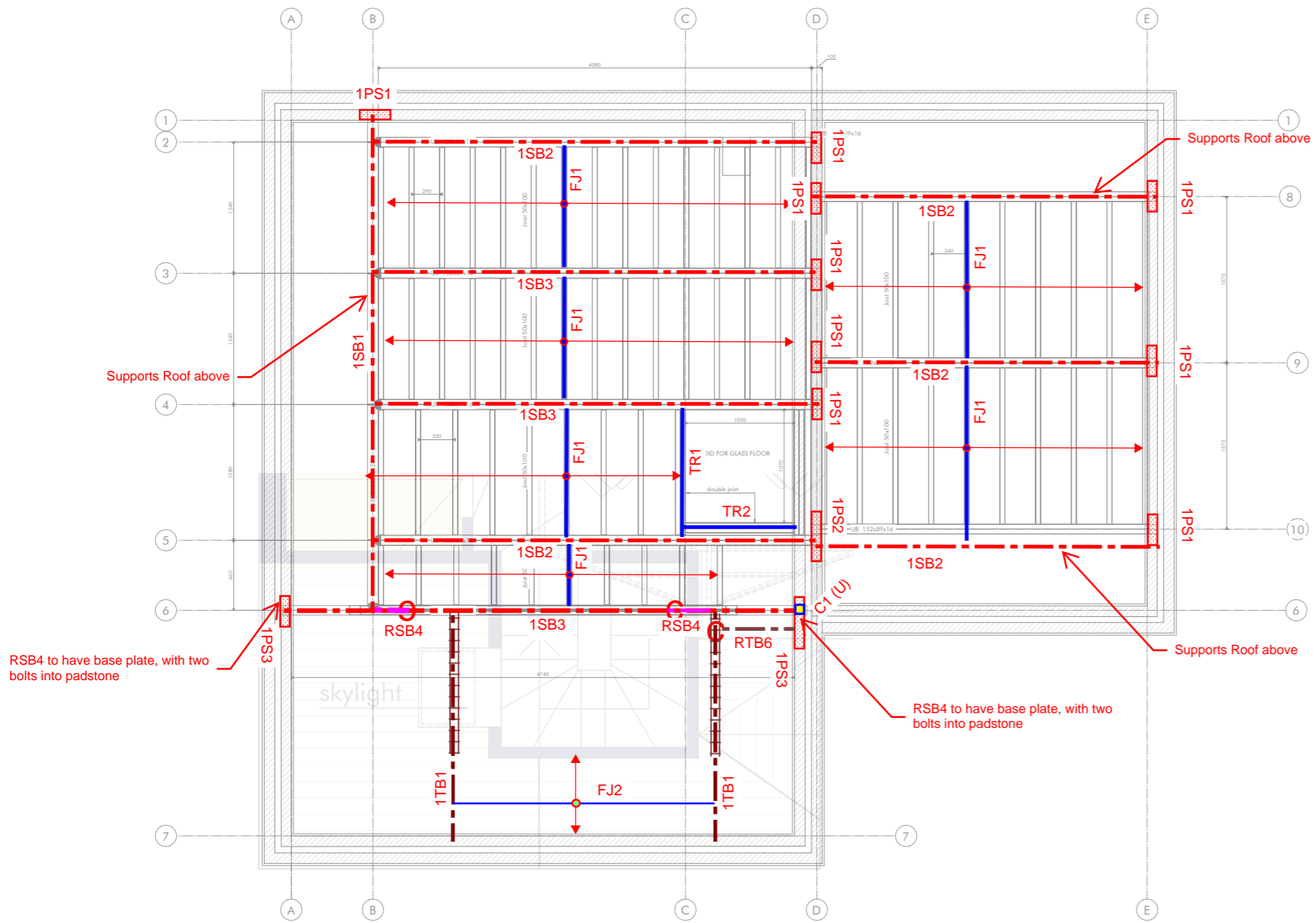
FOUNDATION LAYOUT SHOWN
ON LOFT PLAN

**WORK IN
PROGRESS**

FOUNDATION SCHEDULE		
MARK	SIZE	DESCRIPTION
X.S1~6		Existing strip Footings

NOT FOR CONSTRUCTION

Project Name: 3 Reveley Square		GEARED CONSULTING PARTNERSHIPS contact@gearedpartnerships.com	
Project Address: 3 Reveley Square, London SE16 6HS			
Sketch Title: Foundation Layout		GEARED Ref No: 2603102	Scale: DNS
Sketch No: SK001	Revision: P02	Drawn By: CJ	Date:



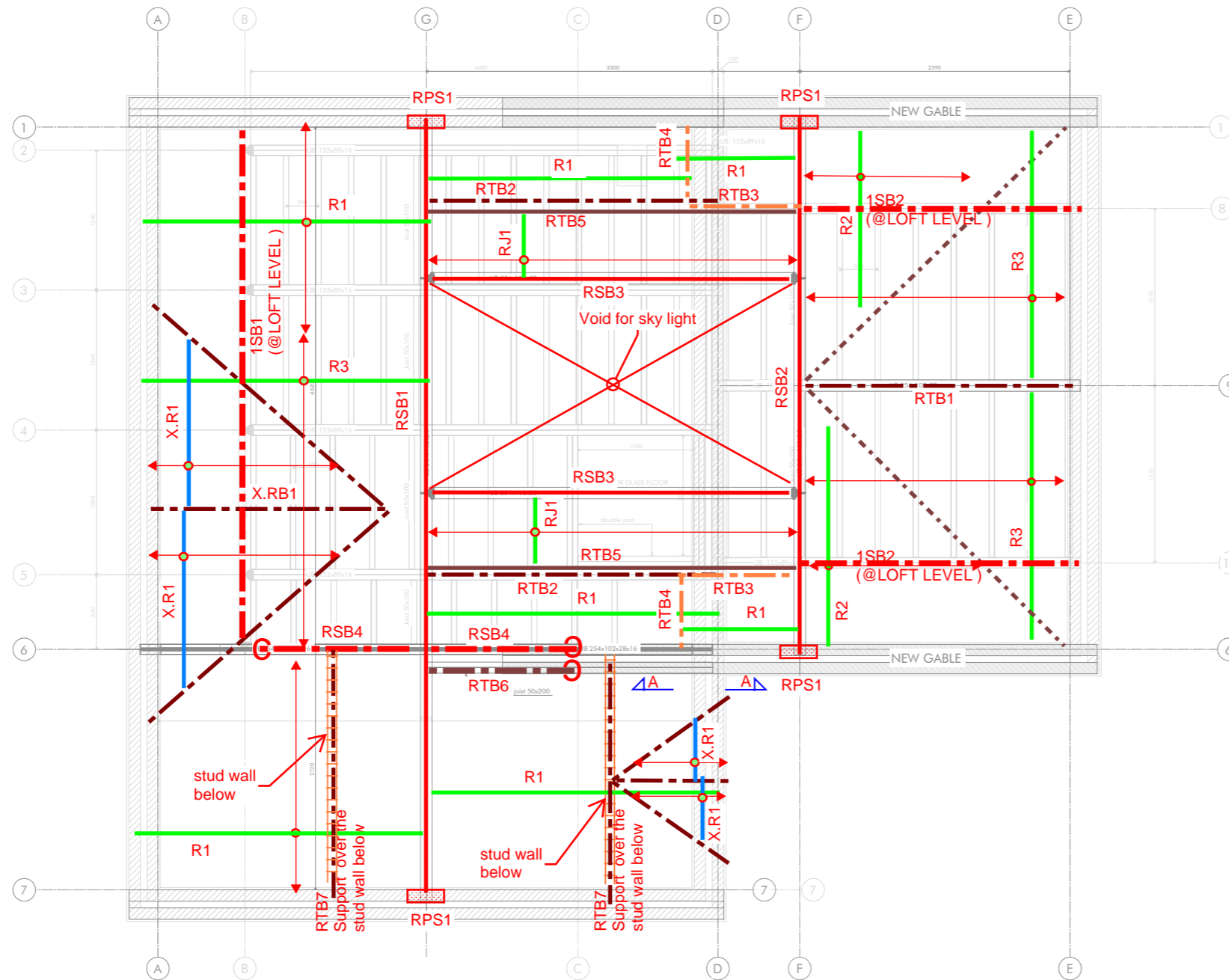
LOFT LAYOUT SHOWN ON LOFT PLAN

MEMBER SCHEDULE		
MARK	SIZE	DESCRIPTION
FJ1	100X47 C24 @400 c/c	Timber Floor Joist
FJ2	125X47 C24 @350 c/c	Timber Floor Joist
TR1/TR2	2/100X47 C24	Timber Trimmer
1TB1	2/150X47 C24	Timber Beam; Nail Laminated
1SB1	203X133X30 UB S275	Steel Beam
1SB2	152X89X16 UB S275	Steel Beam
1SB3	152X152X23 UC S275	Steel Beam
RSB4	152X89X16 UB S275	Steel Beam
1PS1	440LX100WX140D C50	Precast Concrete Padstone
1PS2	600LX100WX140D C50	Precast Concrete Padstone
1PS3	600LX100WX140D C50	Precast Concrete Padstone
C1	100x100x5 SHS S275	Steel column

Load Considered for Loft Floor
 Super Dead Load = .75 kPa
 Imposed Load = 1.5 kPa

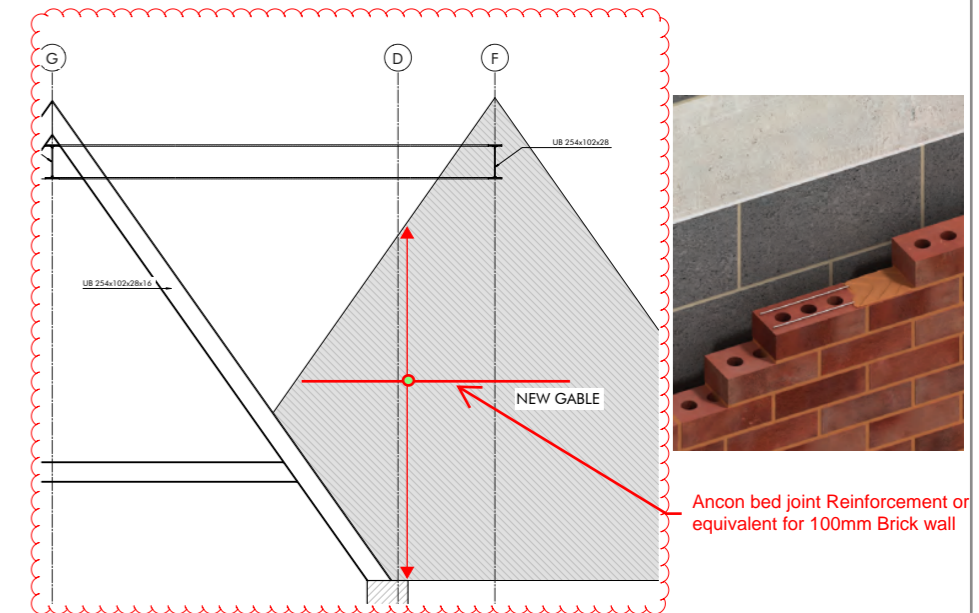
NOT FOR CONSTRUCTION

Project Name: 3 Reveley Square		 contact@gearpartnerships.com	
Project Address: 3 Reveley Square, London SE16 6HS			
Sketch Title: Loft Plan		GEARED Ref No: 2603102	Scale: DNS
Sketch No: SK002	Revision: P02	Drawn By: CJ	Date:



ROOF LAYOUT SHOWN ON LOFT PLAN

MEMBER SCHEDULE		
MARK	SIZE	DESCRIPTION
R1	100x47 C24 @ 300mm c/c	Timber Rafter, OR Strengthen existing rafters with a new Rafter
R2	100x47 C24 @ 300mm c/c	Timber Rafter
R3	2/100x47 C24 @ 300mm c/c	Timber Rafter, Strengthen existing rafters with a new double Rafters
RJ1	100x47 C24 @ 400mm c/c	Timber Rafter
X.R1		Existing Rafters
RSB1	254X146X37 UB S275	Steel Beam
RSB2	254X102X28 UB S275	Steel Beam
RSB3	203X102X23 UB S275	Steel Beam
RSB4	152X89X16 UB S275	Steel Beam
RTB1,	2/225X63 C24 or 152x89x16 UB	Timber Beam; Nail Laminated or Steel Beam
RTB2		Existing Timber Beam
RTB3	3/150x47 C24	Timber Beam; Nail Laminated
RTB4	3/100x47 C24	Timber Beam; Nail Laminated
RTB5	2/225x47 C24	Timber Beam; Nail Laminated
RTB6	2/200x47 C24	Timber Beam; Nail Laminated
RTB7	200x75 C24	Timber Beam; Nail Laminated
X.RB1	440LX100WX140D C50	Existing Timber Ridge Plate
RPS1		Precast Concrete Padstone



Detail A-A

NOT FOR CONSTRUCTION

Project Name: 3 Reveley Square		 contact@gearpartnerships.com	
Project Address: 3 Reveley Square, London SE16 6HS			
Sketch Title: Roof Plan		GEARED Ref No: 2603102	Scale: DNS
Sketch No: SK003	Revision: P02	Drawn By: CJ	Date: