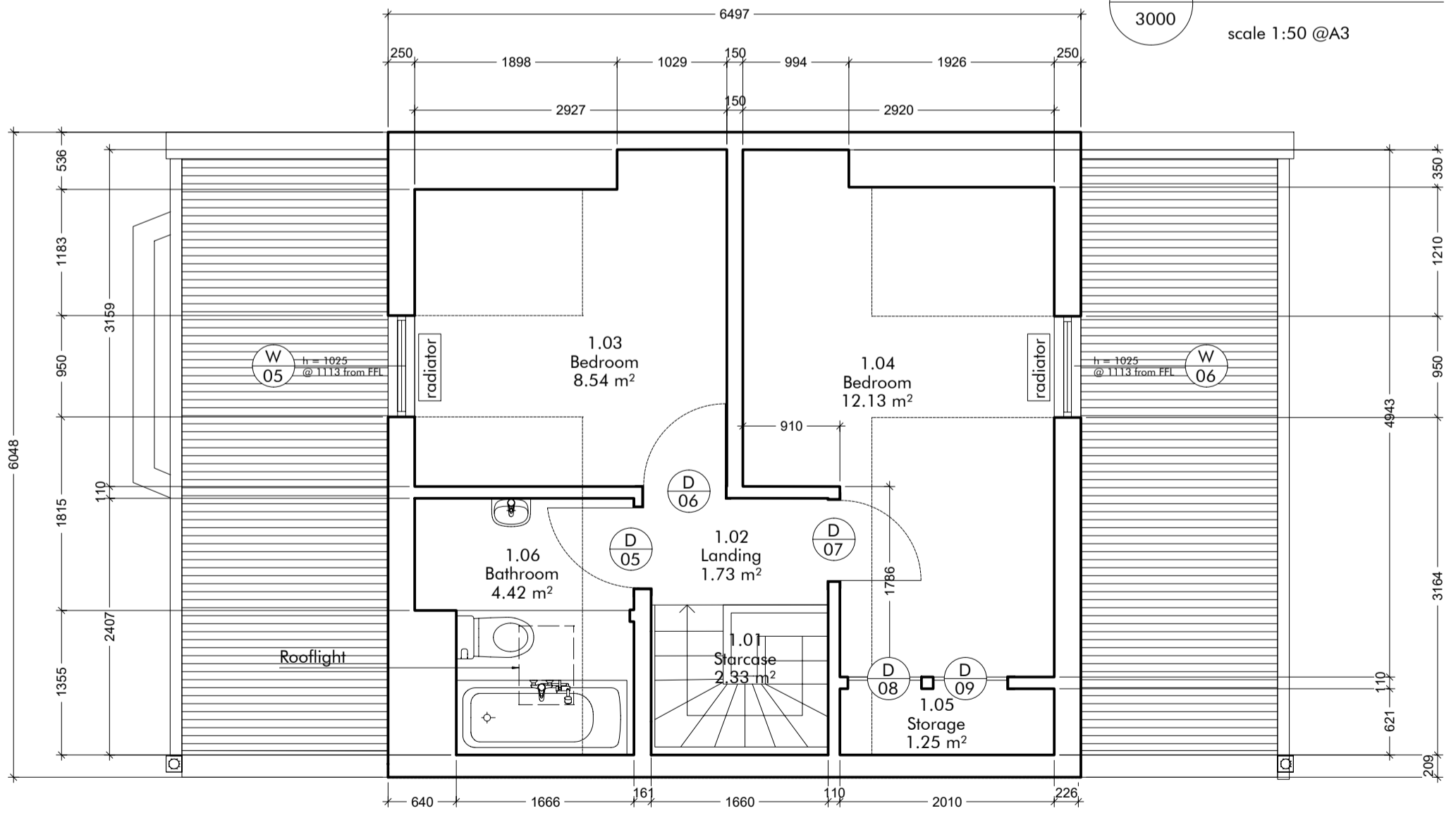
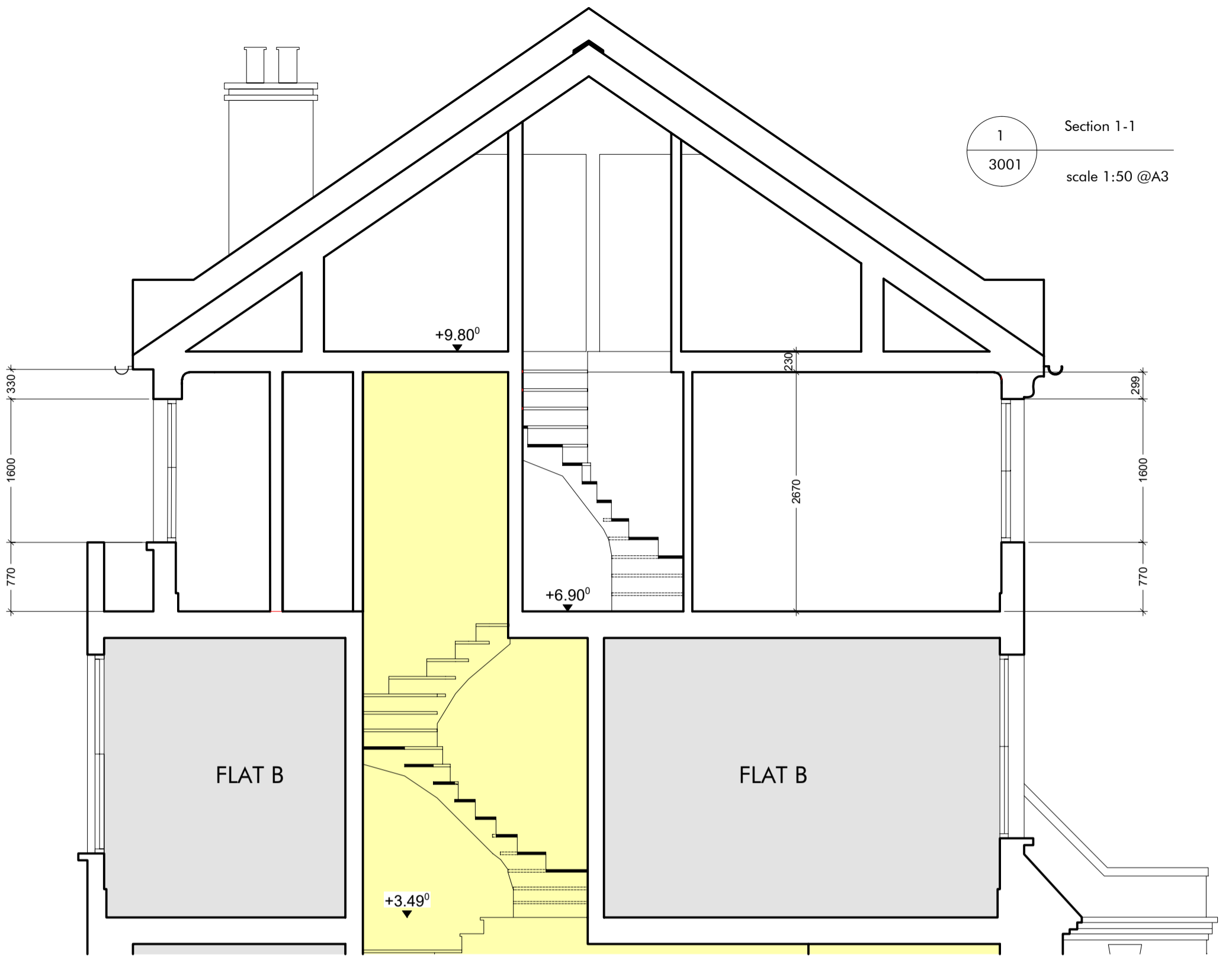


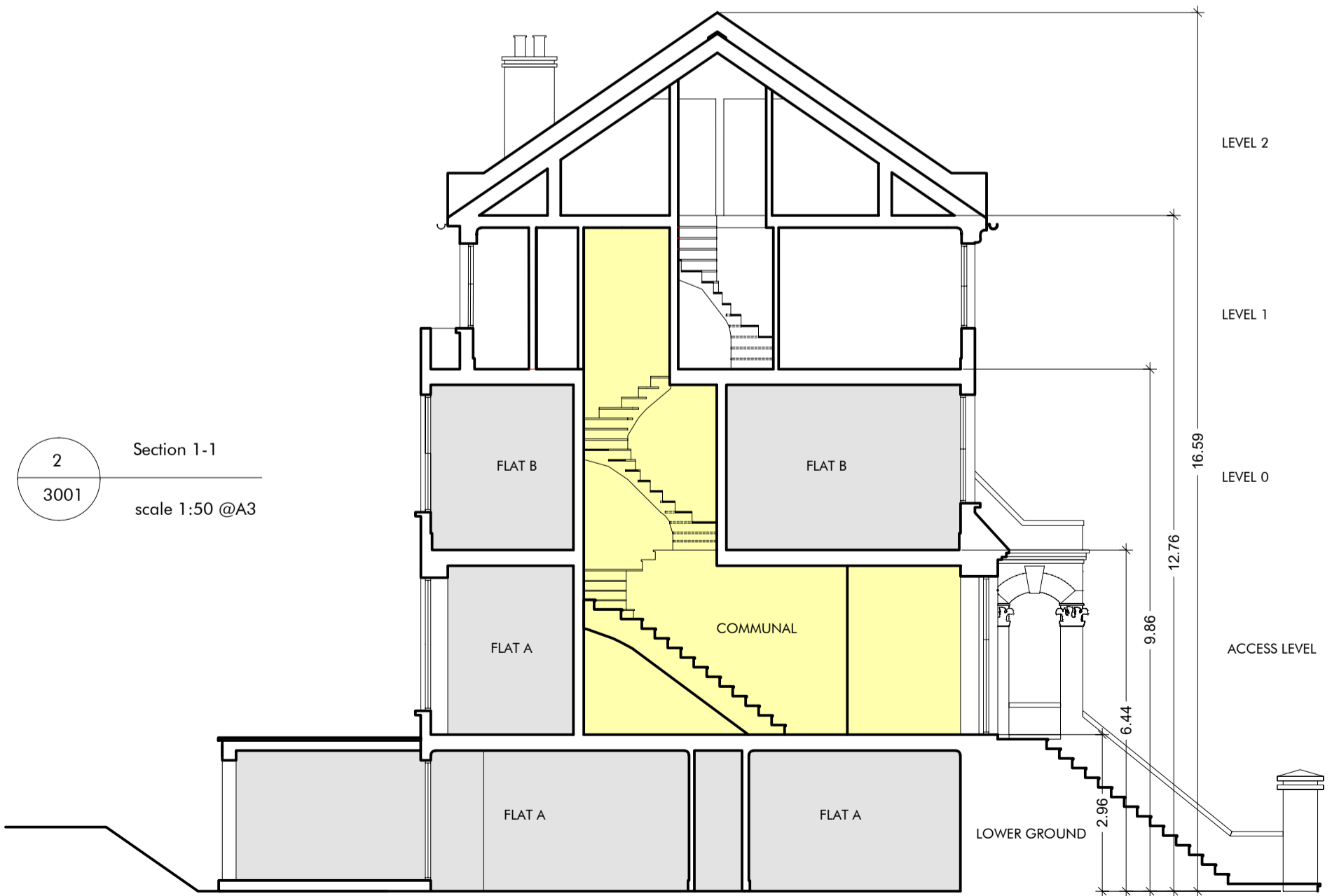
1 First level  
3000 scale 1:50 @A3



2 Second level  
3000 scale 1:50 @A3



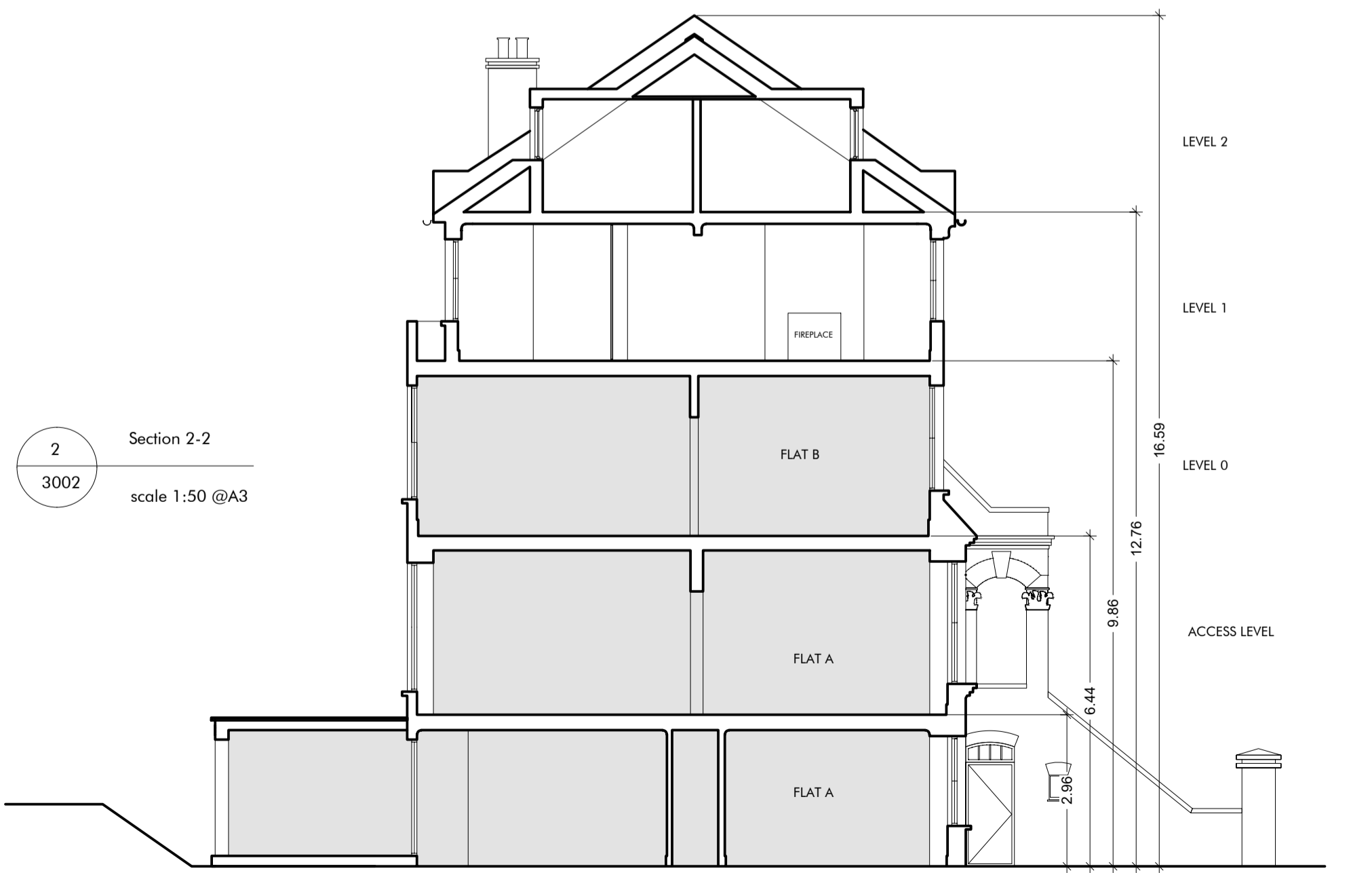
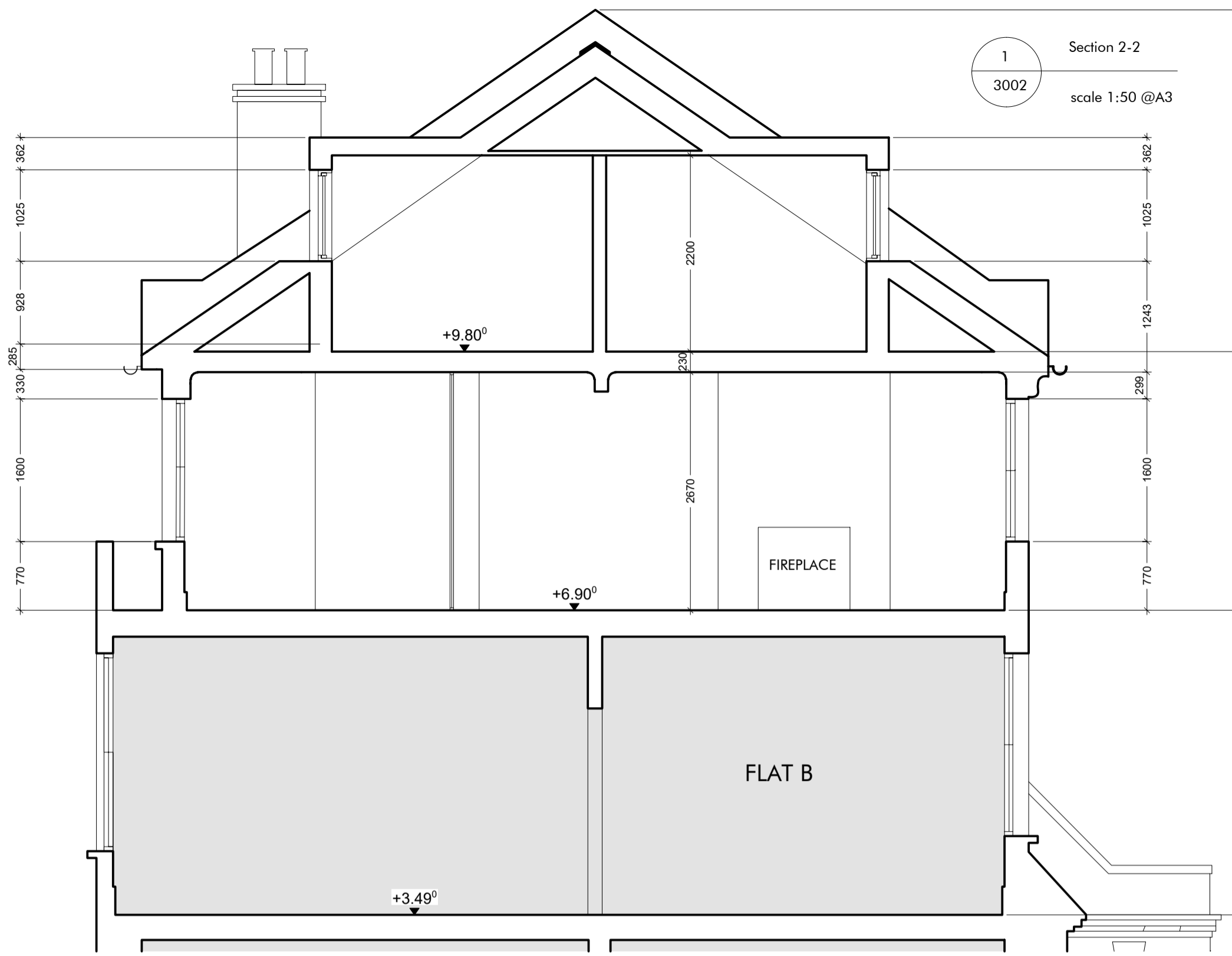
1  
3001  
Section 1-1  
scale 1:50 @A3



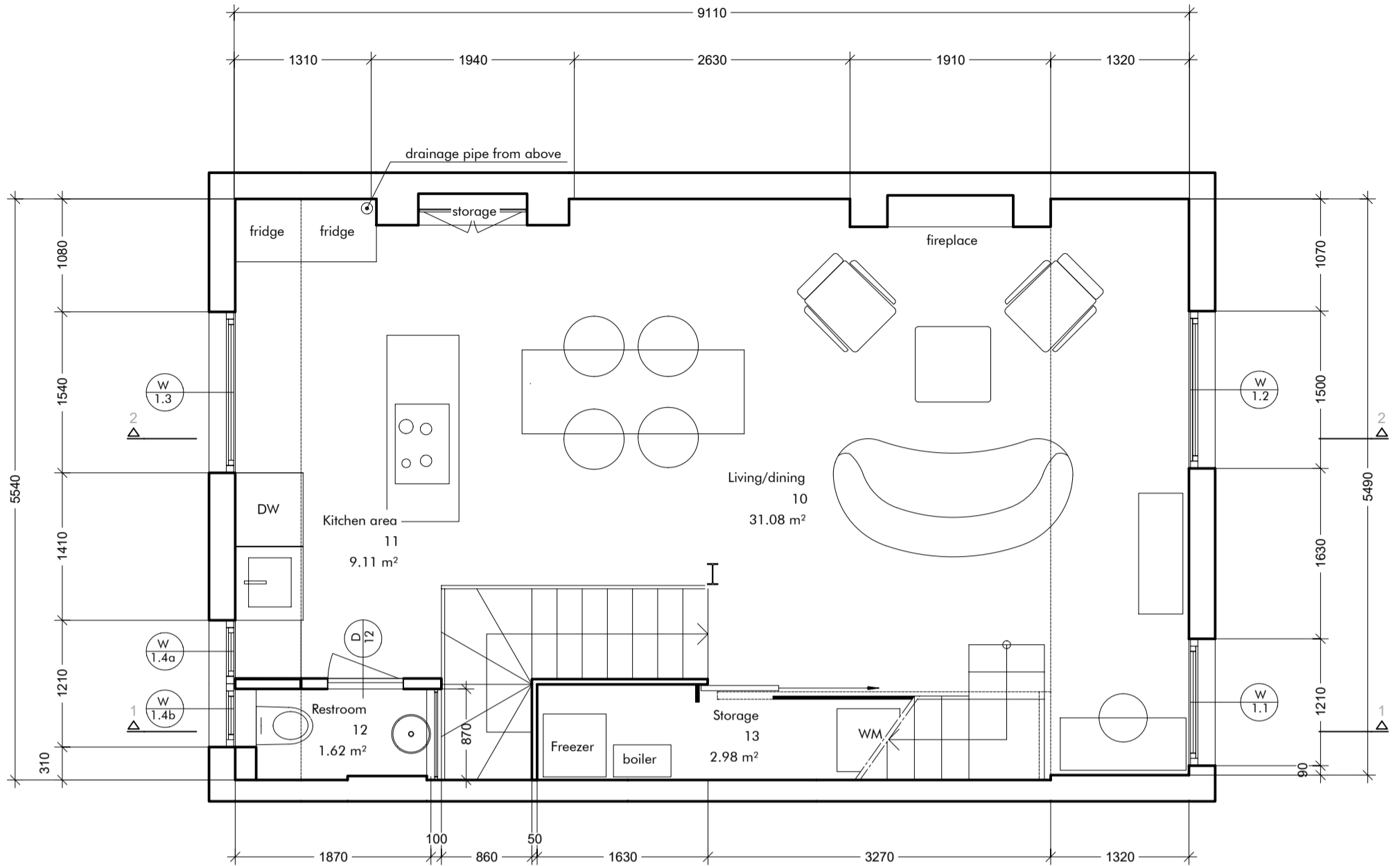
2  
3001  
Section 1-1  
scale 1:50 @A3

1  
3002

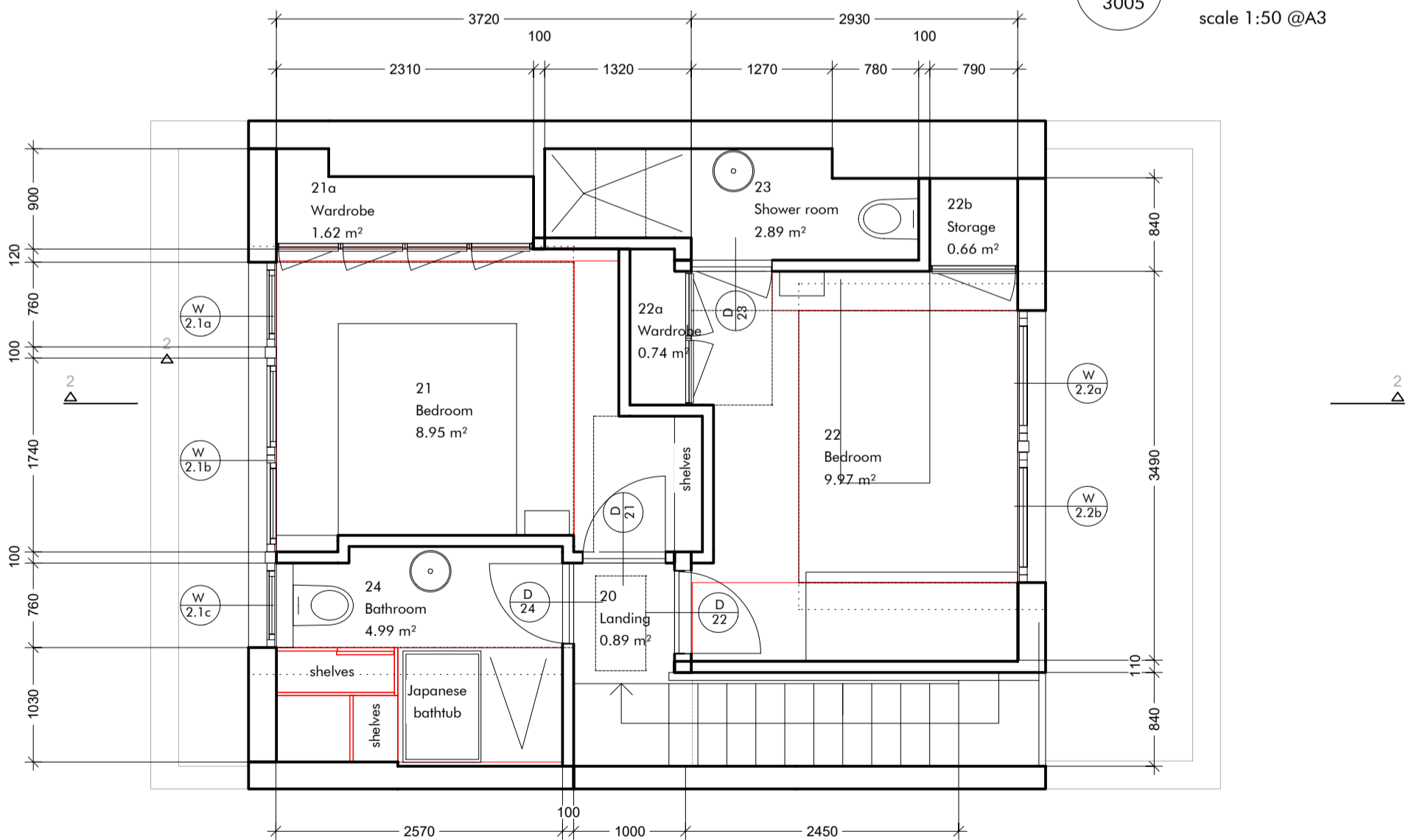
Section 2-2  
scale 1:50 @A3



2  
3002  
Section 2-2  
scale 1:50 @A3

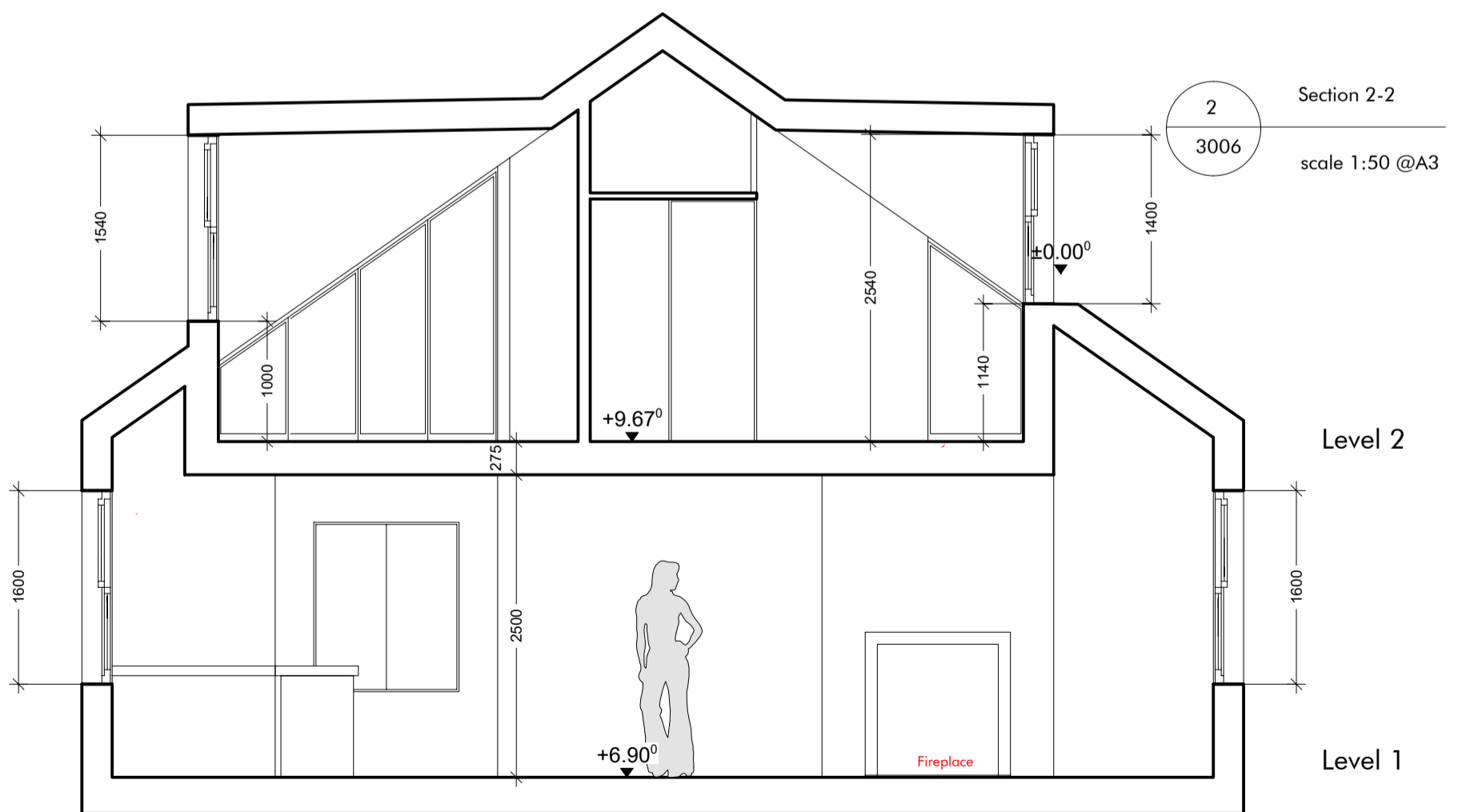
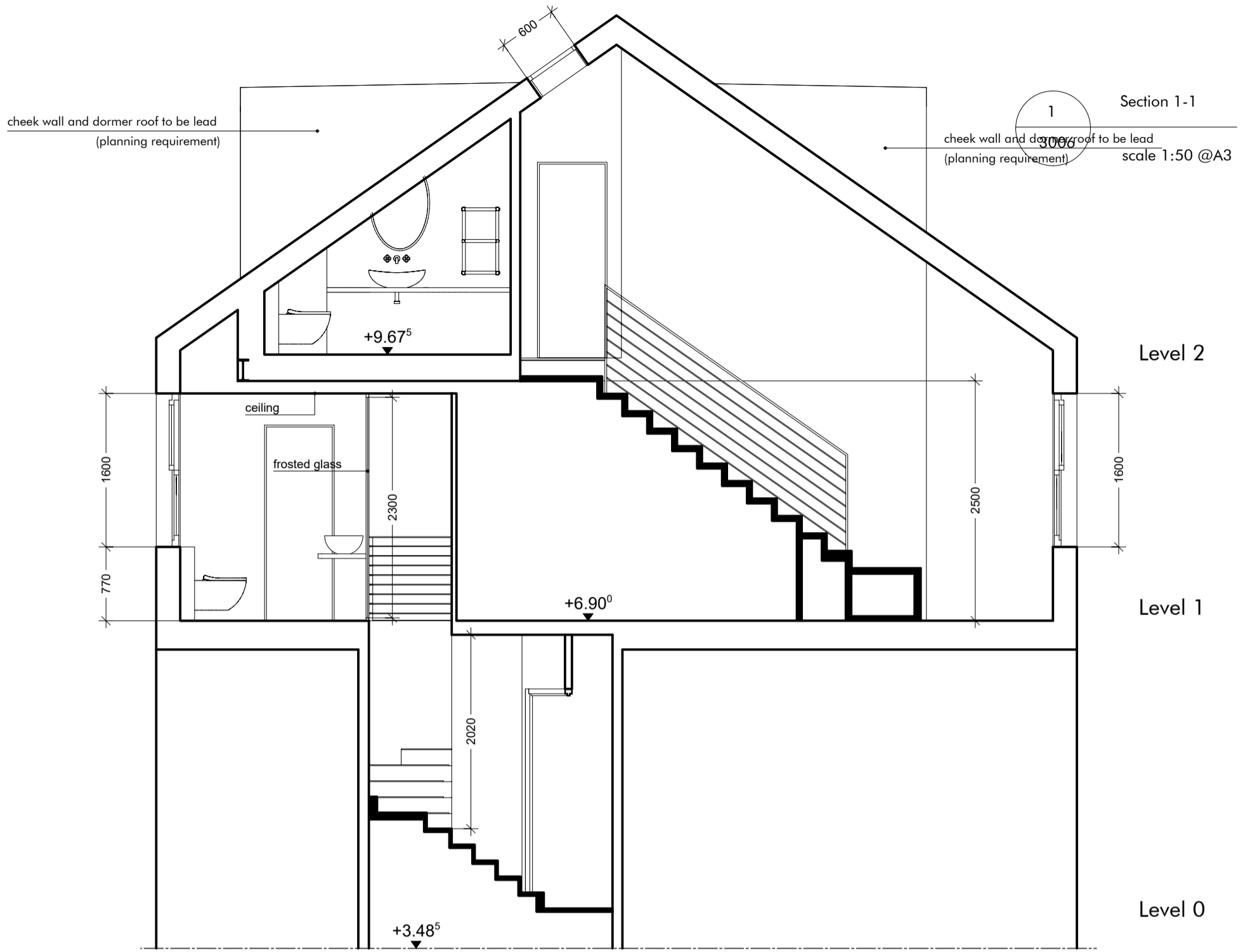


1  
3005  
First level  
scale 1:50 @A3

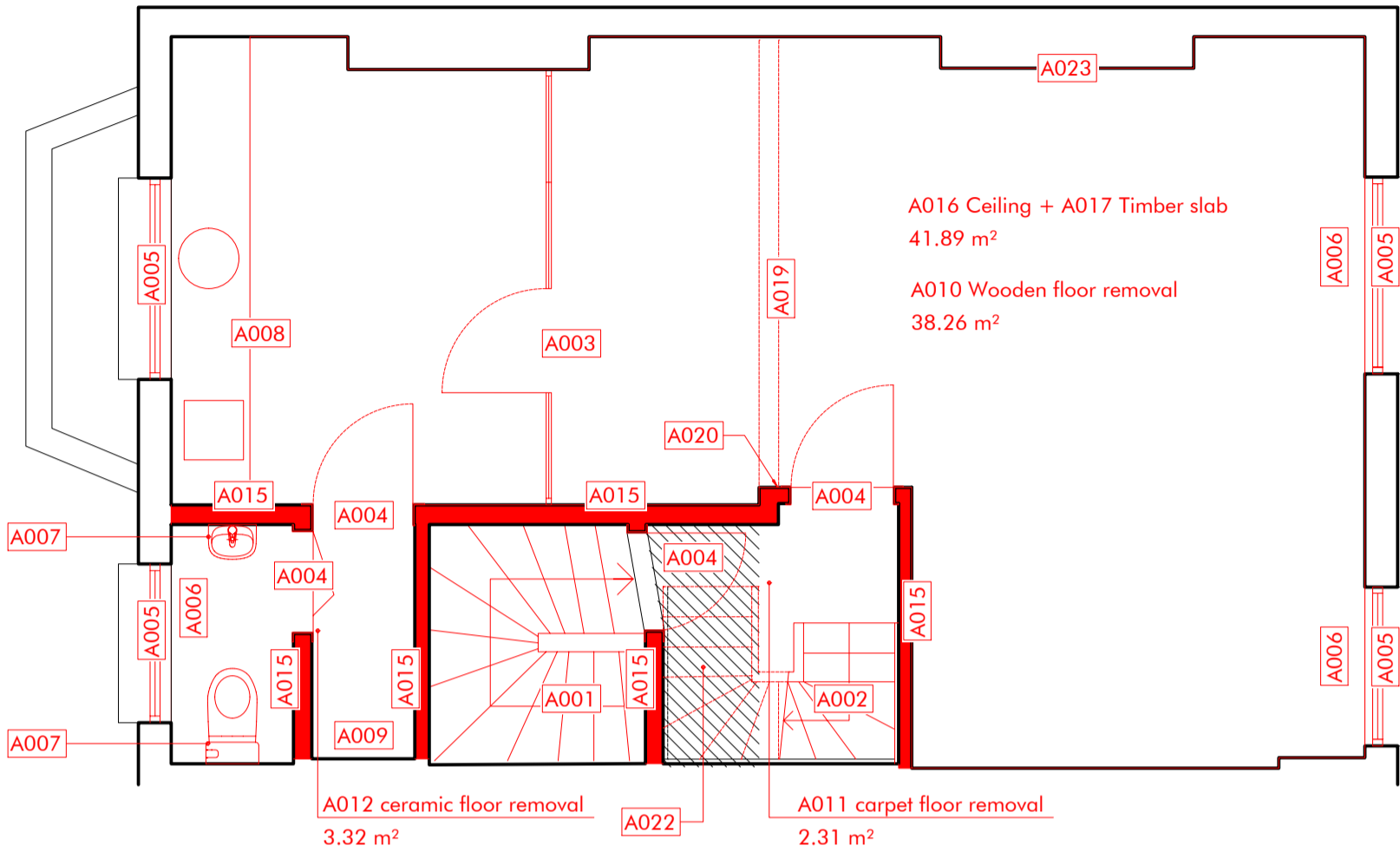


2  
3005  
Second level  
scale 1:50 @A3

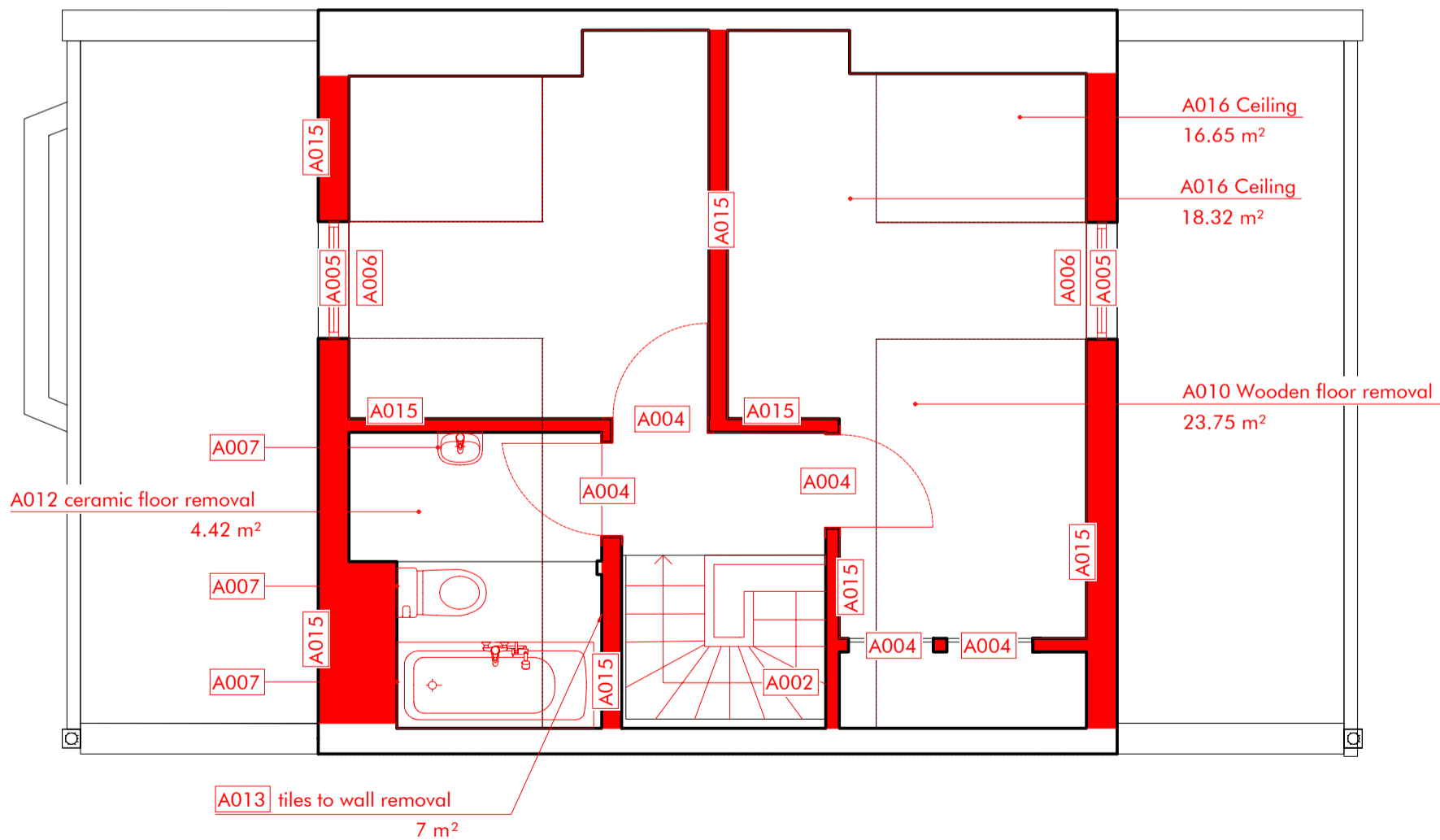
This drawing is for pricing purpose only. No other use is permitted. Archetypes Design do not accept any liability for decisions or actions derived from interpretation, extrapolation or use of the information shown outside of its permitted use. No measured survey by third party has been undertaken to the date of this drawing. A measured survey by third party and checking against building regulations together with approval by Building Control Inspector are required before proceeding with the development of the design to the further stages. Dimensions are for reference only. No dimensions shall be taken from this drawing. Not for Construction.



This drawing is for pricing purpose only. No other use is permitted. Archetypes Design do not accept any liability for decisions or actions derived from interpretation, extrapolation or use of the information shown outside of its permitted use. No measured survey by third party has been undertaken to the date of this drawing. A measured survey by third party and checking against building regulations together with approval by Building Control Inspector are required before proceeding with the development of the design to the further stages. Dimensions are for reference only. No dimensions shall be taken from this drawing. Not for Construction.



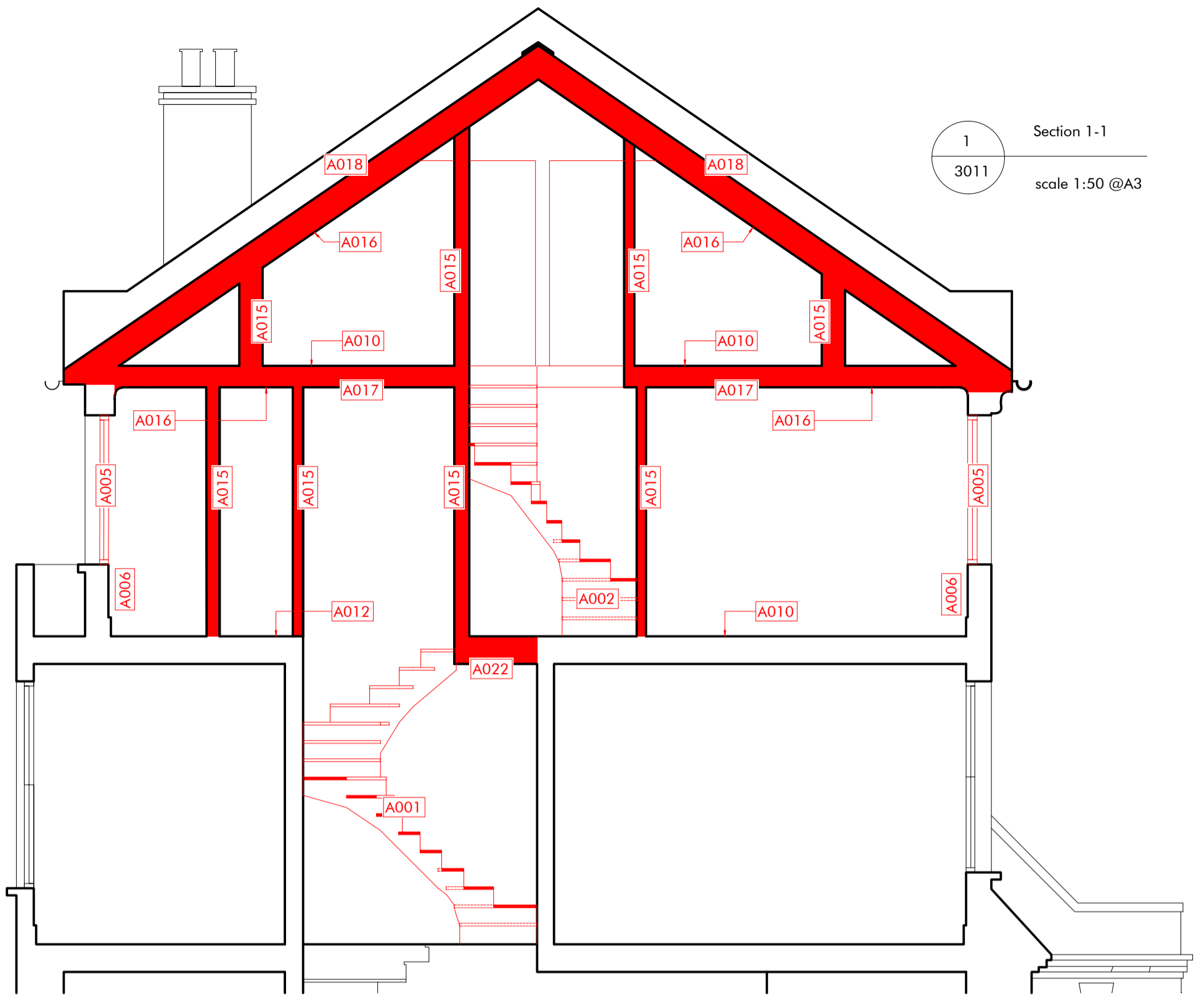
1 First level  
3010  
scale 1:50 @A3



2 Second level  
3010  
scale 1:50 @A3

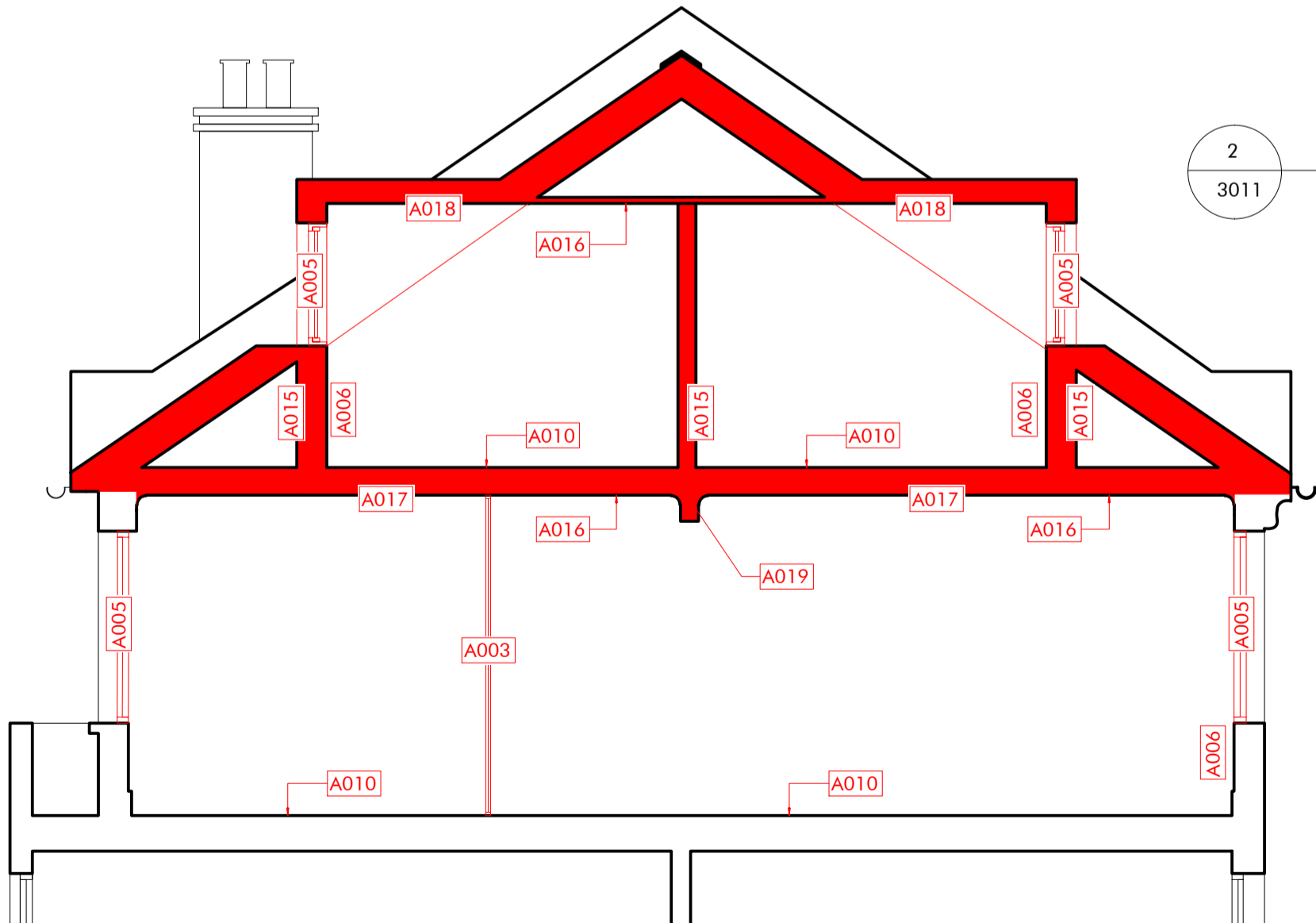
This drawing is for pricing purpose only. No other use is permitted. Archetypes Design do not accept any liability for decisions or actions derived from interpretation, extrapolation or use of the information shown outside of its permitted use. No measured survey by third party has been undertaken to the date of this drawing. A measured survey by third party and checking against building regulations together with approval by Building Control Inspector are required before proceeding with the development of the design to the further stages. Dimensions are for reference only. No dimensions shall be taken from this drawing. Not for Construction.

**A001-23**



1  
3011

Section 1-1  
scale 1:50 @A3

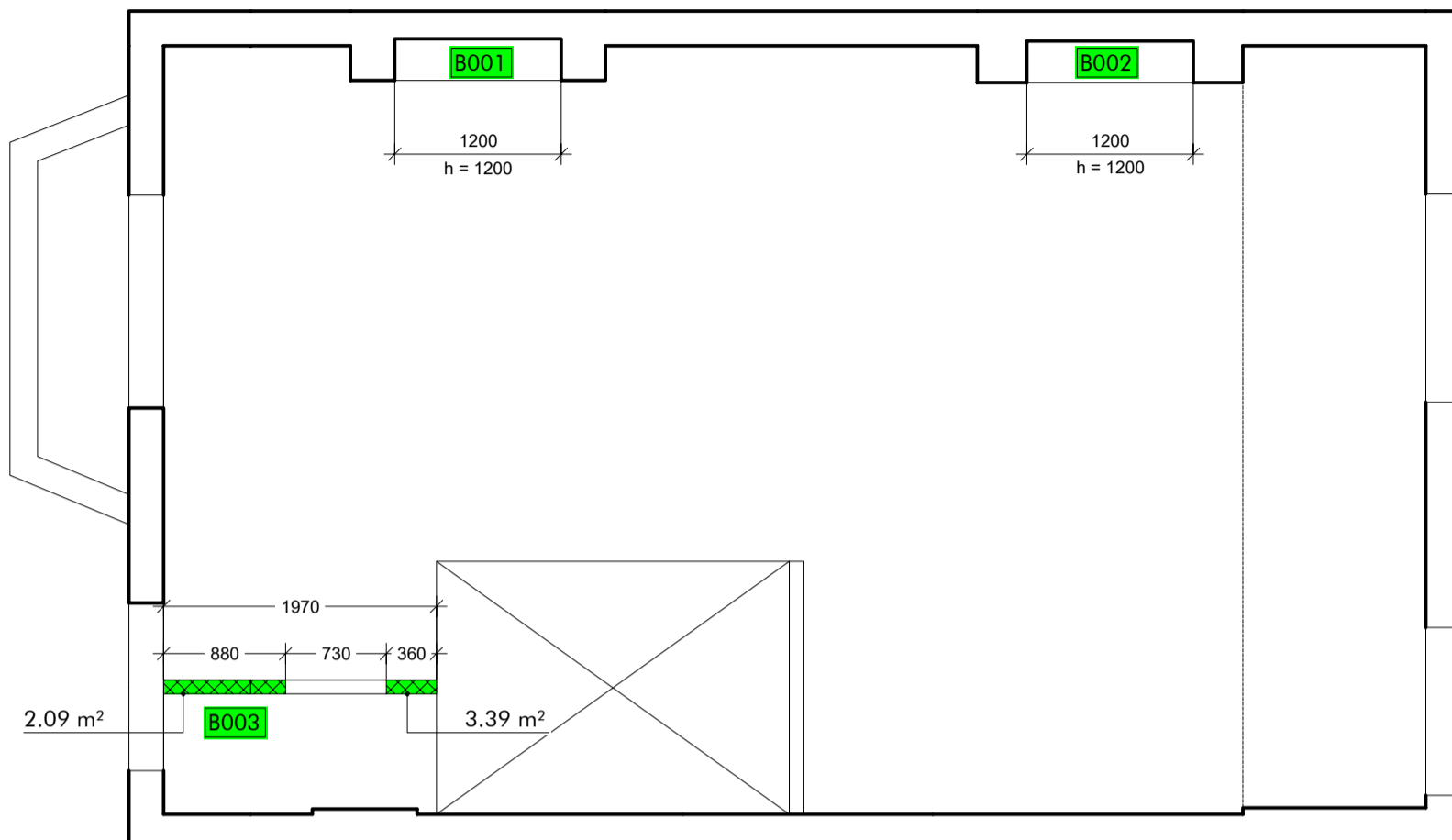


2  
3011

Section 2-2  
scale 1:50 @A3

This drawing is for pricing purpose only. No other use is permitted. Archetypes Design do not accept any liability for decisions or actions derived from interpretation, extrapolation or use of the information shown outside of its permitted use. No measured survey by third party has been undertaken to the date of this drawing. A measured survey by third party and checking against building regulations together with approval by Building Control Inspector are required before proceeding with the development of the design to the further stages. Dimensions are for reference only. No dimensions shall be taken from this drawing. Not for Construction.

A001-23

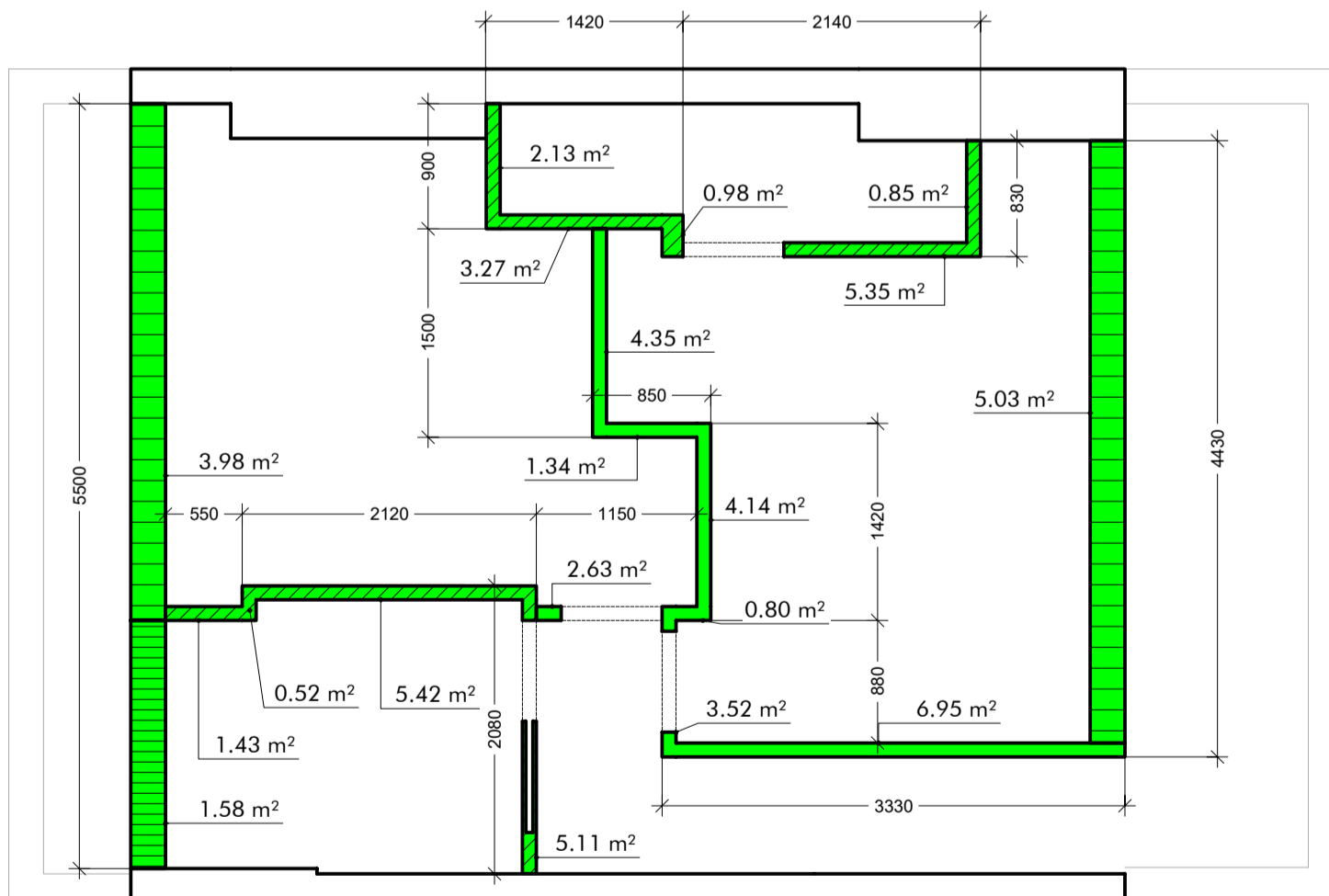


Walls	
	Existing
	TYPE 1 B003
	TYPE 2 B004
	TYPE 3 B005
	TYPE 4 B006
	TYPE 5 B007

1  
3021

First level

scale 1:50 @A3



2  
3021

Second level

scale 1:50 @A3

This drawing is for pricing purpose only. No other use is permitted. Archetypes Design do not accept any liability for decisions or actions derived from interpretation, extrapolation or use of the information shown outside of its permitted use. No measured survey by third party has been undertaken to the date of this drawing. A measured survey by third party and checking against building regulations together with approval by Building Control Inspector are required before proceeding with the development of the design to the further stages. Dimensions are for reference only. No dimensions shall be taken from this drawing. Not for Construction.

**B001-7**

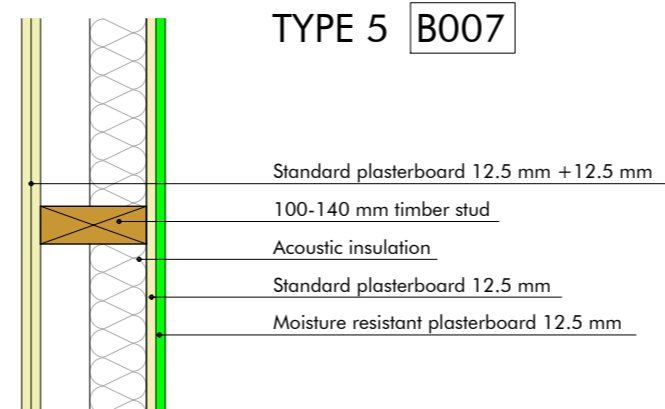
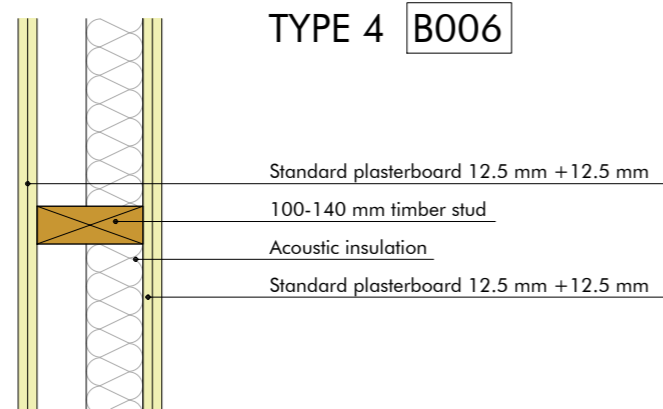

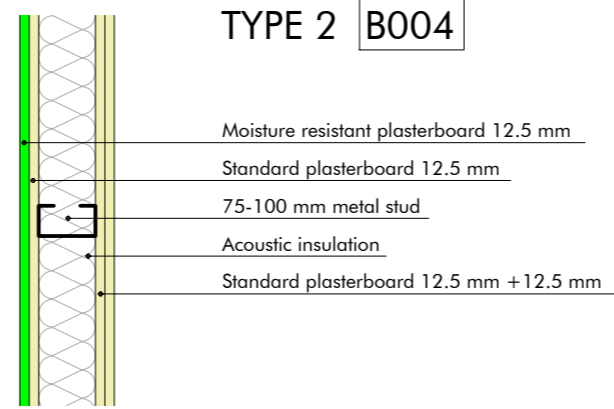
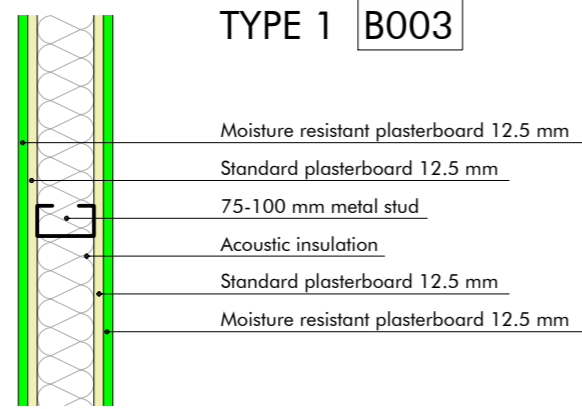
Revision Release date Drawn/Checked NOTES  
- 16/03/2023 CB First issue for comments

archetypes.  
design  
projects@archetypes.design | archetypes.design | 07473 949960

PROJECT 87 St Augustine's Road ADDRESS Camden, London NW1 9RR CLIENT: Richard & Miki Nava  
DRAWING TITLE B - Building Works - Walls and Partitions  
DRAWING NO. AD22.03 SAR 3021 PURPOSE OF ISSUE: TENDER

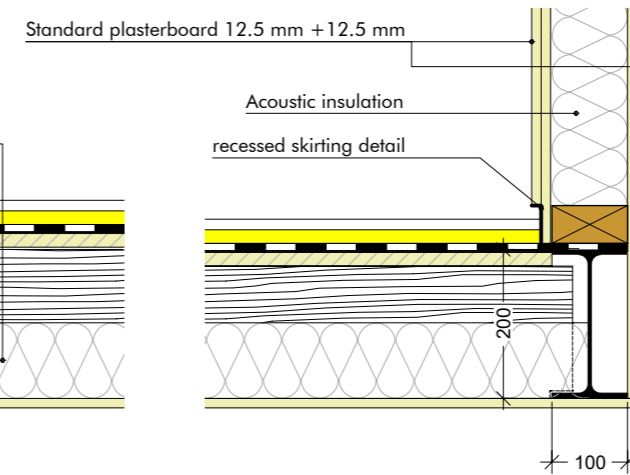
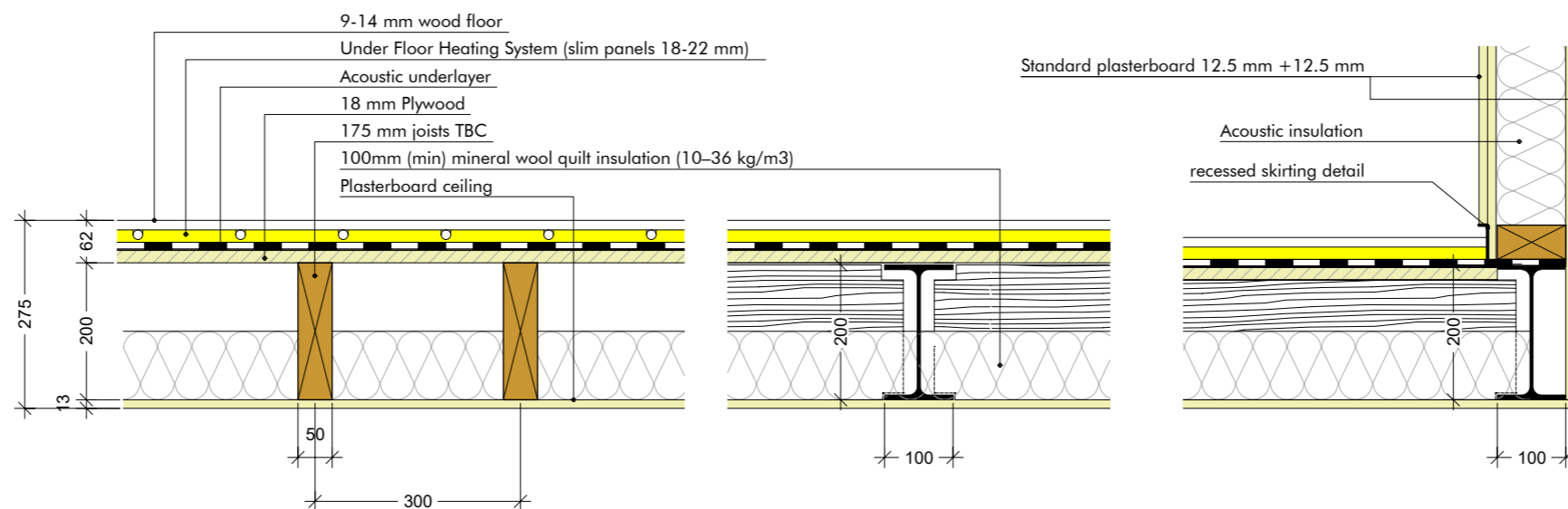
SCALE: @ A3





1  
3022  
Deatils  
scale 1:10 @A3

**LOFT LEVEL FLOOR**



This drawing is for pricing purpose only. No other use is permitted. Archetypes Design do not accept any liability for decisions or actions derived from interpretation, extrapolation or use of the information shown outside of its permitted use. No measured survey by third party has been undertaken to the date of this drawing. A measured survey by third party and checking against building regulations together with approval by Building Control Inspector are required before proceeding with the development of the design to the further stages. Dimensions are for reference only. Not for Construction.

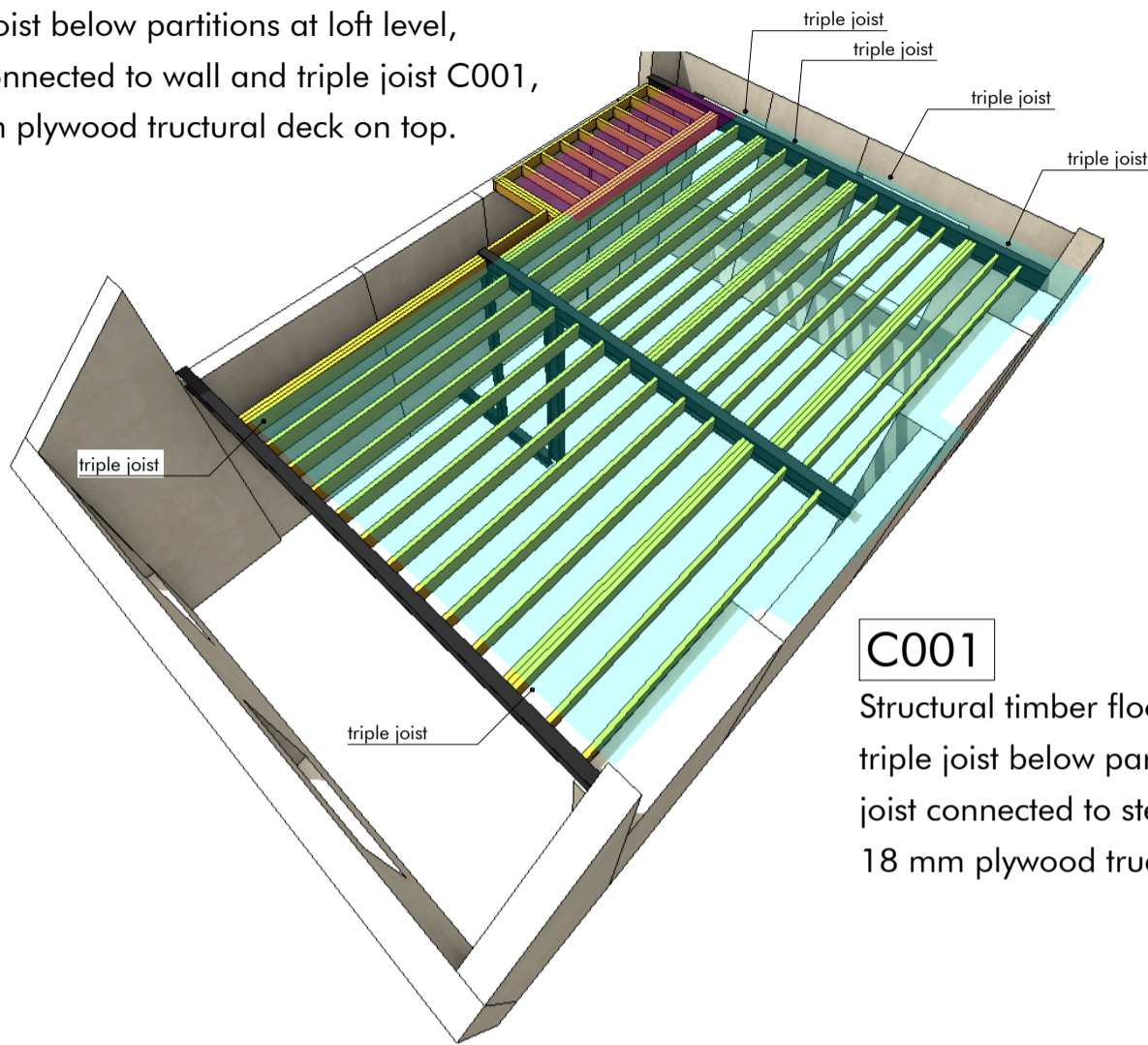
**B001-7**

Revision	Release date	Drawn/Checked	NOTES
-	16/03/2023	CB	First issue for comments

**NOTE: TO BE CONFIRMED BY STRUCTURAL ENGINEER CALCULATION**

**C002**

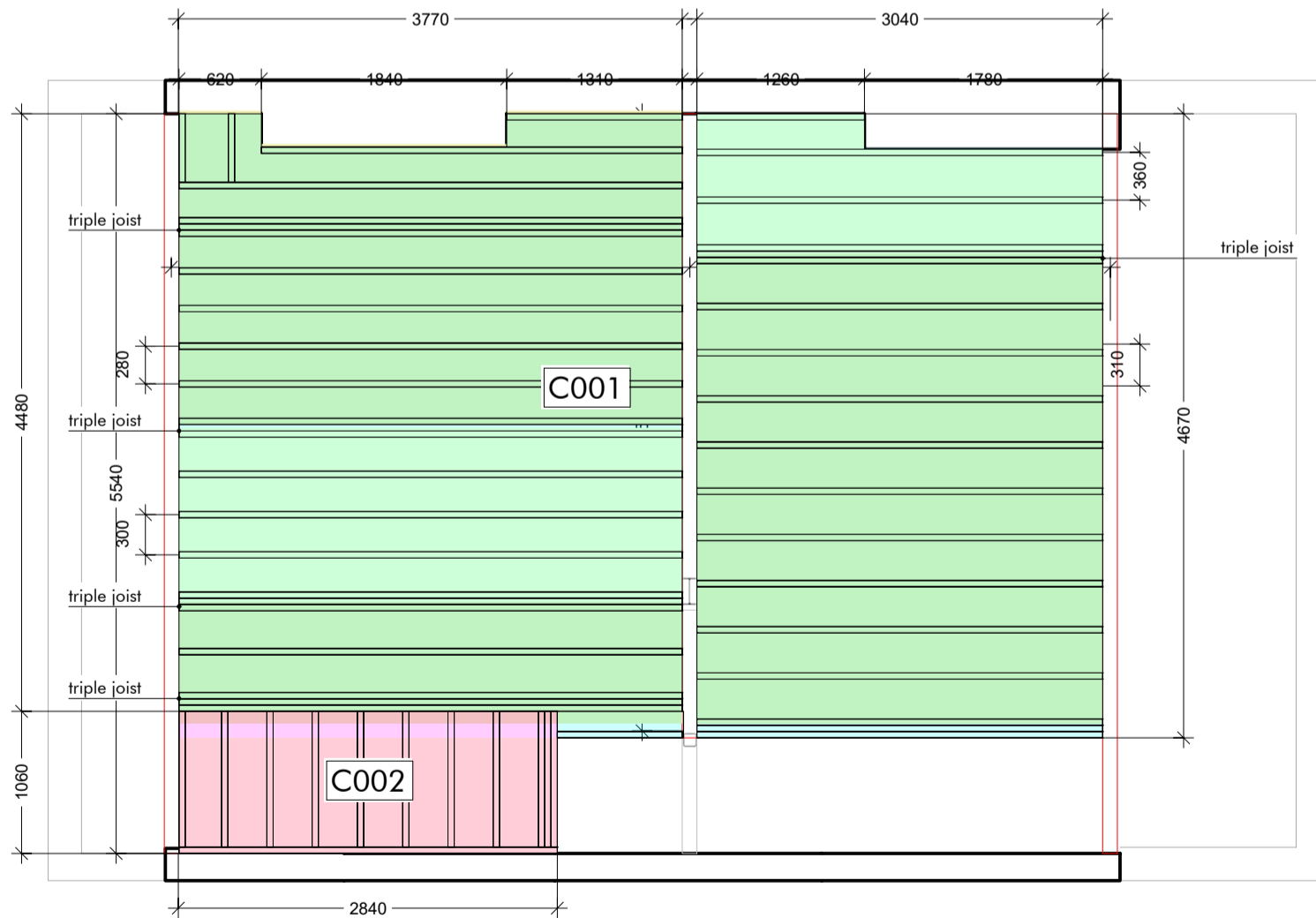
Structural timber floor, Joist 150x47 C16 @ 300 mm c/c,  
triple joist below partitions at loft level,  
joist connected to wall and triple joist C001,  
18 mm plywood tructural deck on top.



**C001**

Structural timber floor, Joist 200x47 C16 @ 300 mm c/c,  
triple joist below partitions at loft level,  
joist connected to steel beam,  
18 mm plywood tructural deck on top.

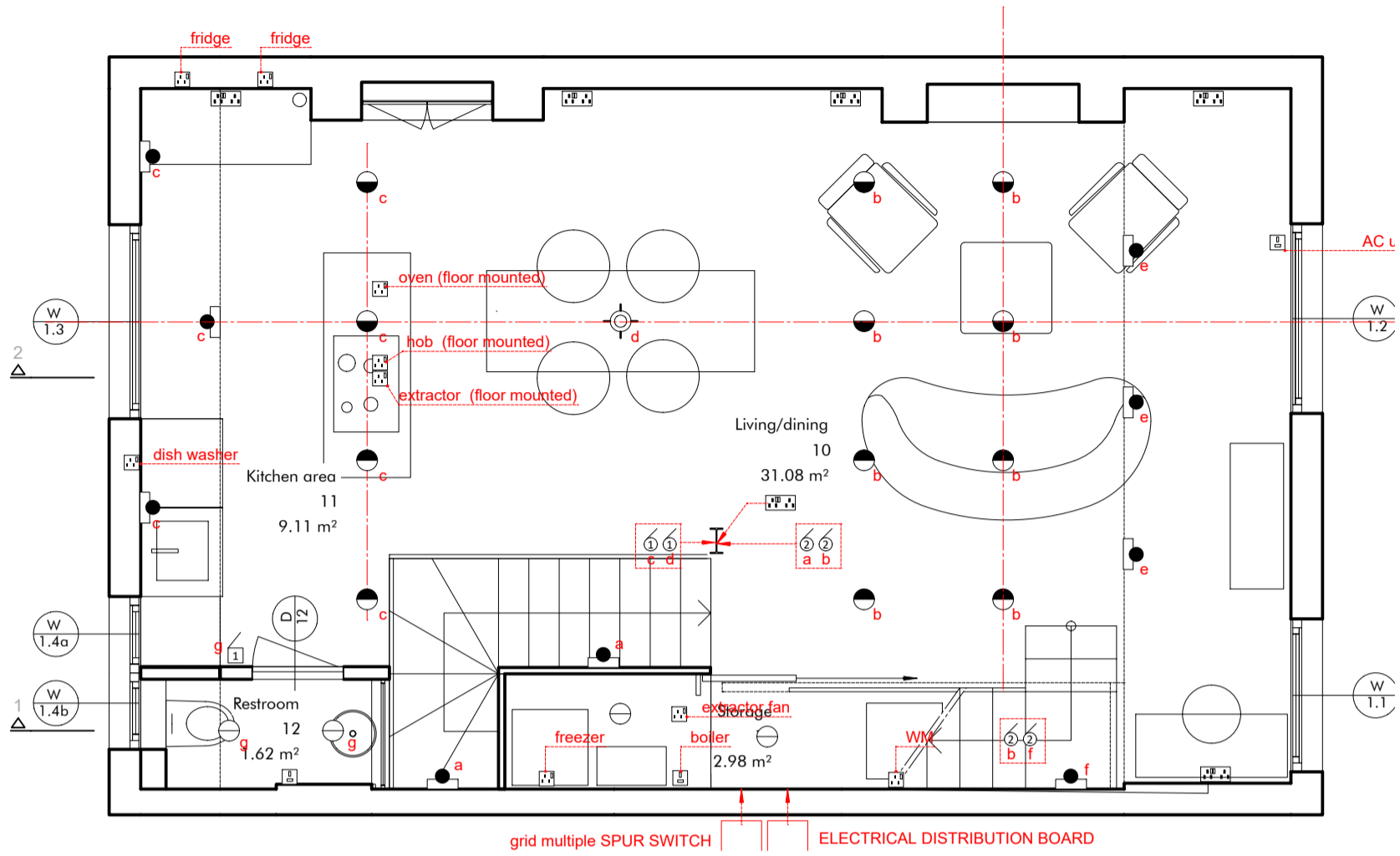
1  
3030  
3D Model  
scale 1:50 @A3



2  
3030  
Second level  
scale 1:50 @A3

This drawing is for pricing purpose only. No other use is permitted. Archetypes Design do not accept any liability for decisions or actions derived from interpretation, extrapolation or use of the information shown outside of its permitted use. No measured survey by third party has been undertaken to the date of this drawing. A measured survey by third party and checking against building regulations together with approval by Building Control Inspector are required before proceeding with the development of the design to the further stages. Dimensions are for reference only. No dimensions shall be taken from this drawing. Not for Construction.

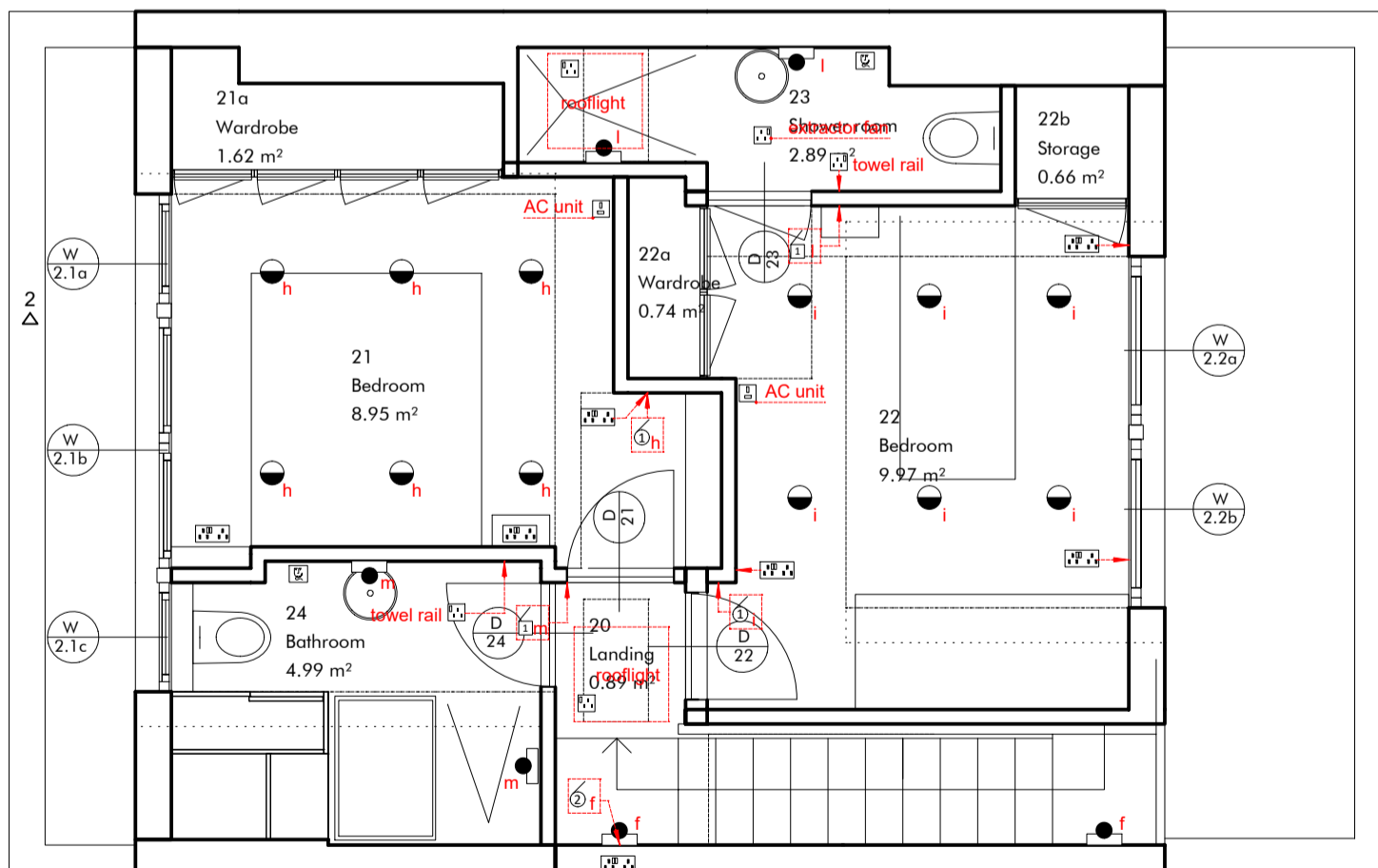
**C001-2**



LEGEND

- |                                 |                                  |                           |
|---------------------------------|----------------------------------|---------------------------|
| Shaver socket – 115v and 230v   | Dimmable LED wall light          | one way dimmer switch     |
| 13amp single socket             | DIMMABLE PENDANT                 | Two-way dimmer switch     |
| 13 amp double socket wall-flush | Dimmable LED fixed downlight     | One-way non-dimmer switch |
|                                 | non-dimmable LED fixed downlight |                           |

1  
3050  
First level  
scale 1:50 @A3



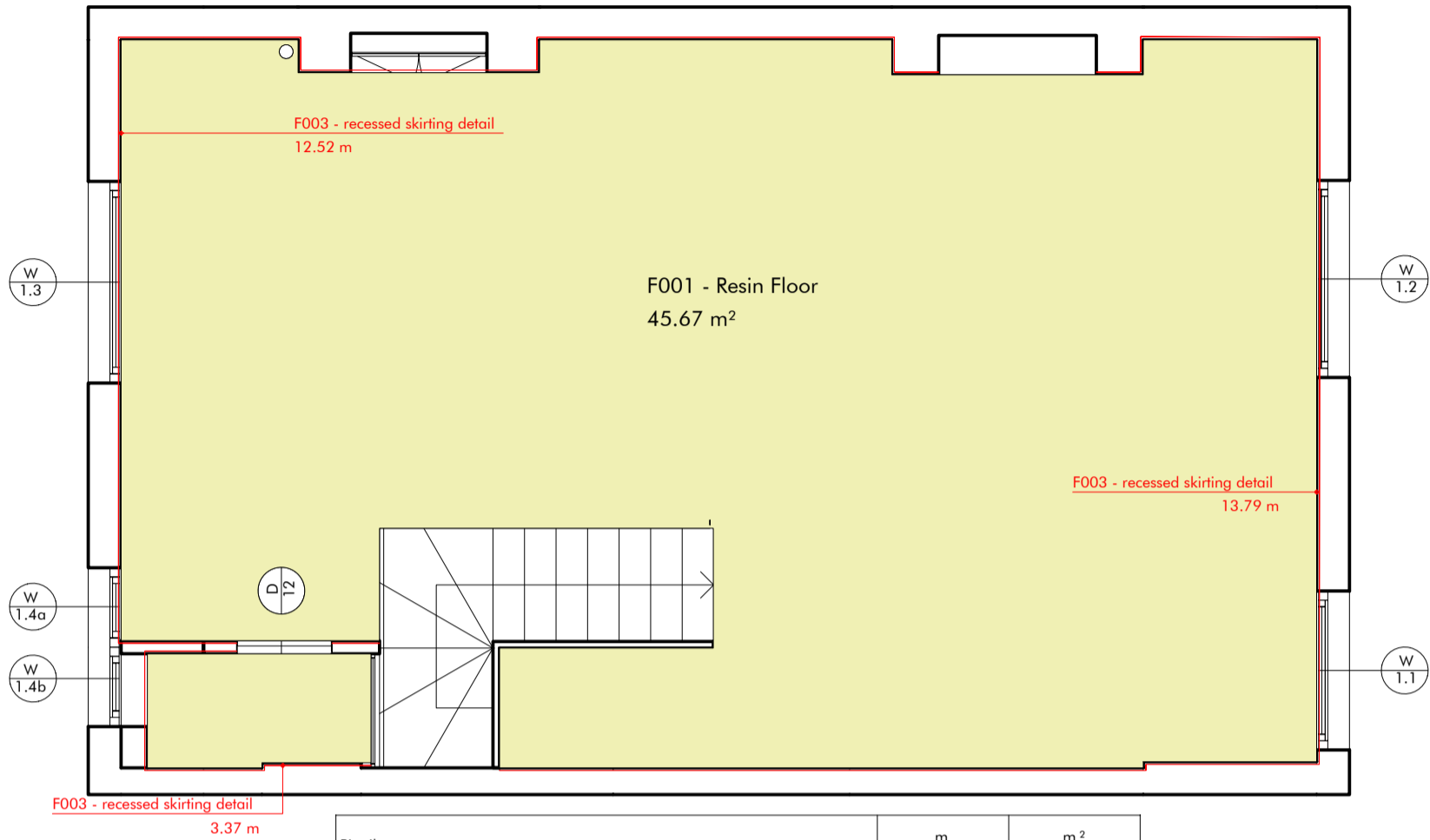
2  
3050  
Second level  
scale 1:50 @A3

This drawing is for pricing purpose only. No other use is permitted. Archetypes Design do not accept any liability for decisions or actions derived from interpretation, extrapolation or use of the information shown outside of its permitted use. No measured survey by third party has been undertaken to the date of this drawing. A measured survey by third party and checking against building regulations together with approval by Building Control Inspector are required before proceeding with the development of the design to the further stages. Dimensions are for reference only. No dimensions shall be taken from this drawing. Not for Construction.

E001-5

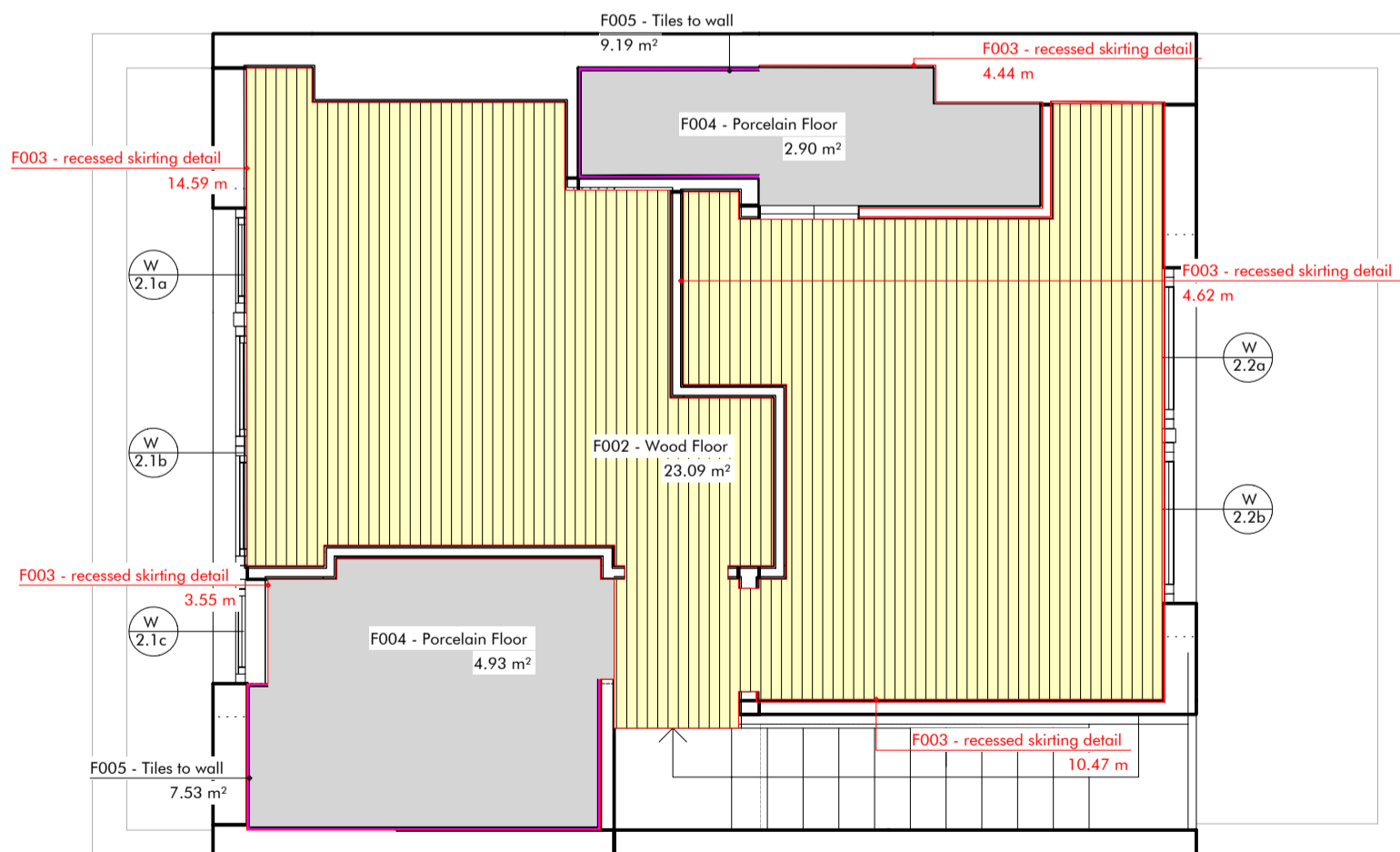
D001 D002

F001 F002 F003 F004 F005



Riepilogo		m	m <sup>2</sup>
Baseboard	F003 - recessed skirting detail	68.243	
Floor surface	F004 - Porcelain Floor		7.826
	F002 - Wood Floor		23.092
	F001 - Resin Floor		45.67
Vertical surface	F005 - Tiles to wall		16.722

1  
3060  
First level  
scale 1:50 @A3



2  
3060  
Second level  
scale 1:50 @A3

This drawing is for pricing purpose only. No other use is permitted. Archetypes Design do not accept any liability for decisions or actions derived from interpretation, extrapolation or use of the information shown outside of its permitted use. No measured survey by third party has been undertaken to the date of this drawing. A measured survey by third party and checking against building regulations together with approval by Building Control Inspector are required before proceeding with the development of the design to the further stages. Dimensions are for reference only. No dimensions shall be taken from this drawing. Not for Construction.

D001-2 F001-5

Revision Release date Drawn/Checked NOTES  
- 16/03/2023 CB First issue for comments

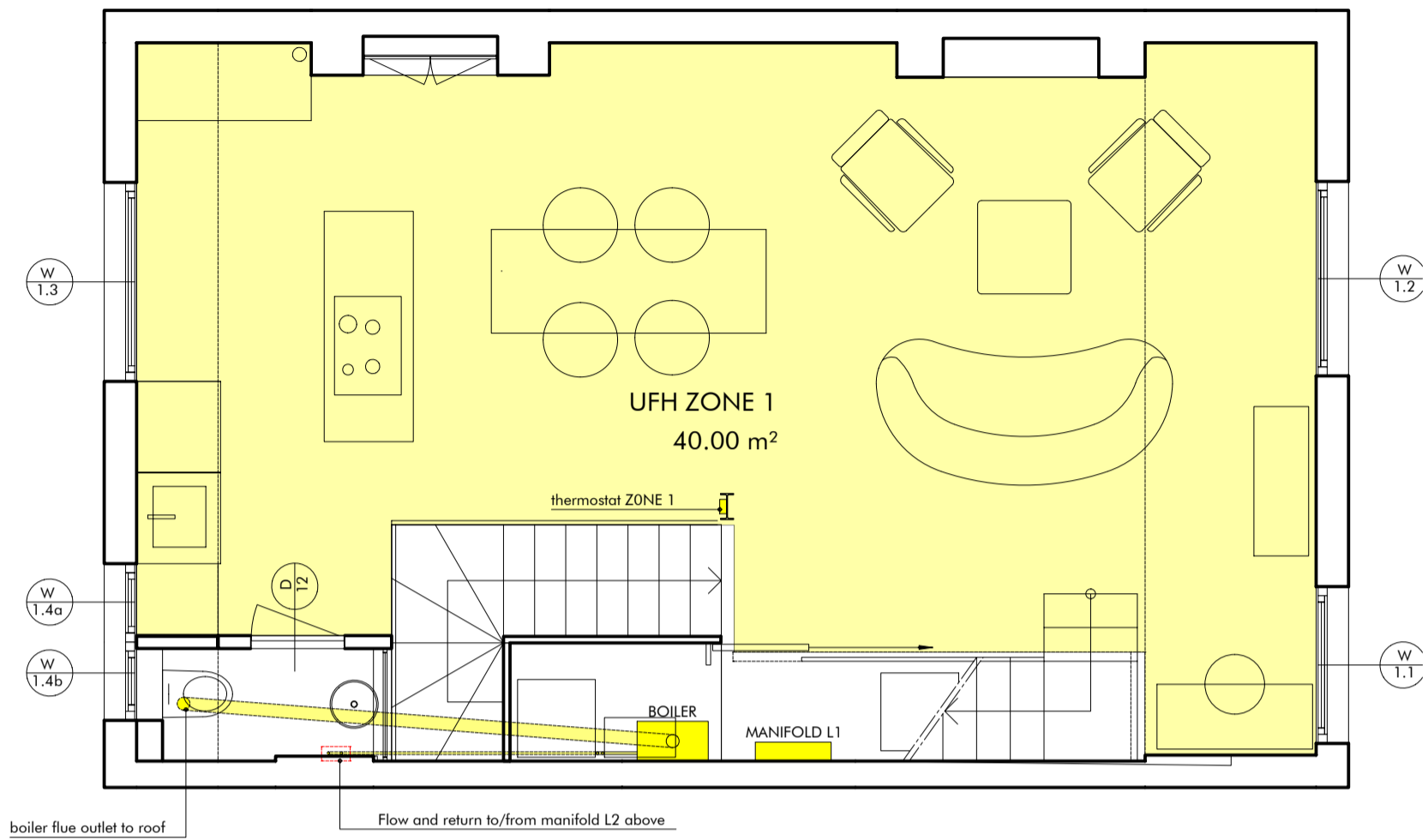
archetypes.  
design  
projects@archetypes.design | archetypes.design | 07473 949960

PROJECT 87 St Augustine's Road ADDRESS Camden, London NW1 9RR CLIENT Richard & Miki Nava  
DRAWING TITLE F - Finishes and decoration - Plans  
DRAWING NO. AD22.03 SAR 3060

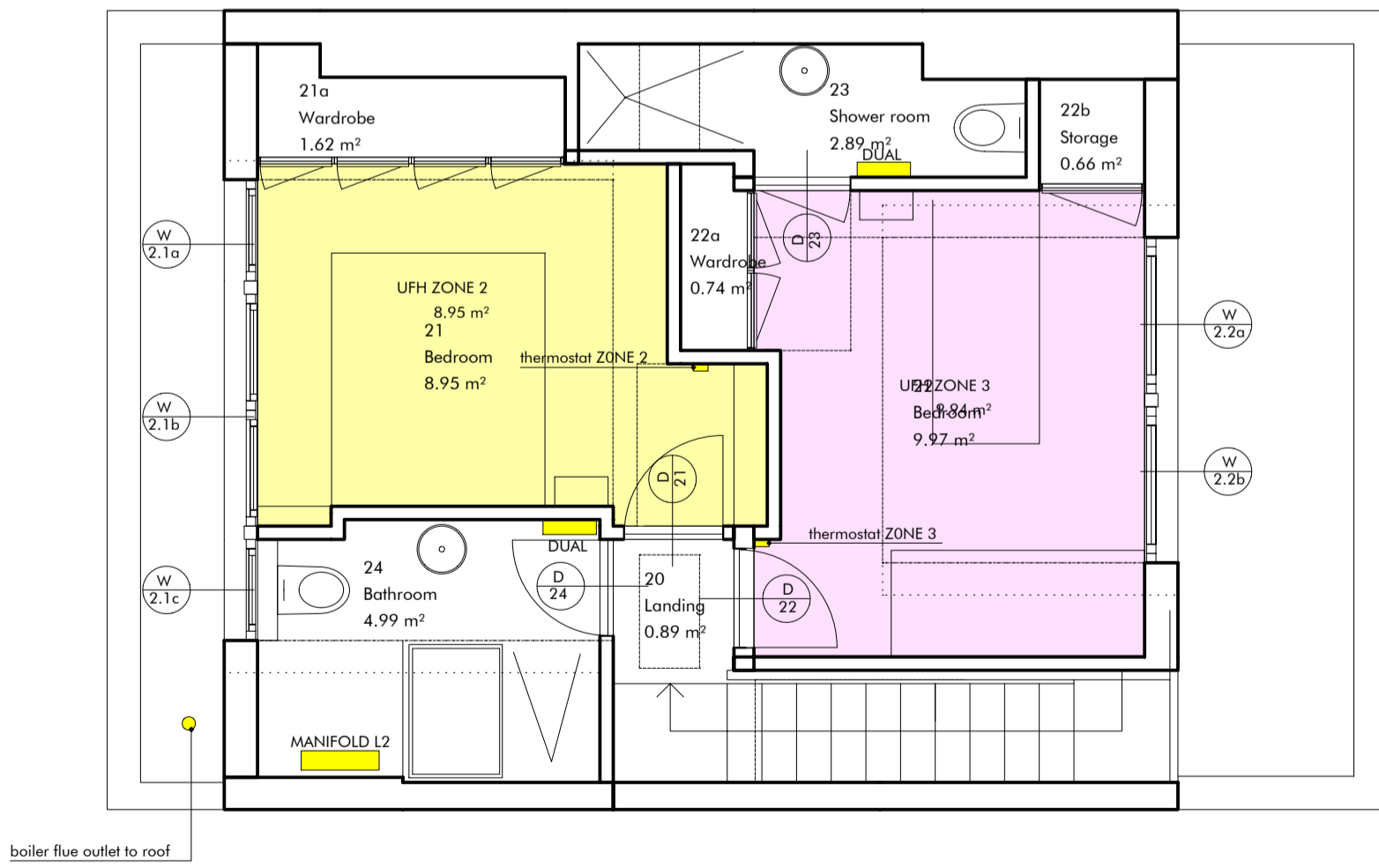
PURPOSE OF ISSUE: TENDER

SCALE: @ A3

1:50 @ A3



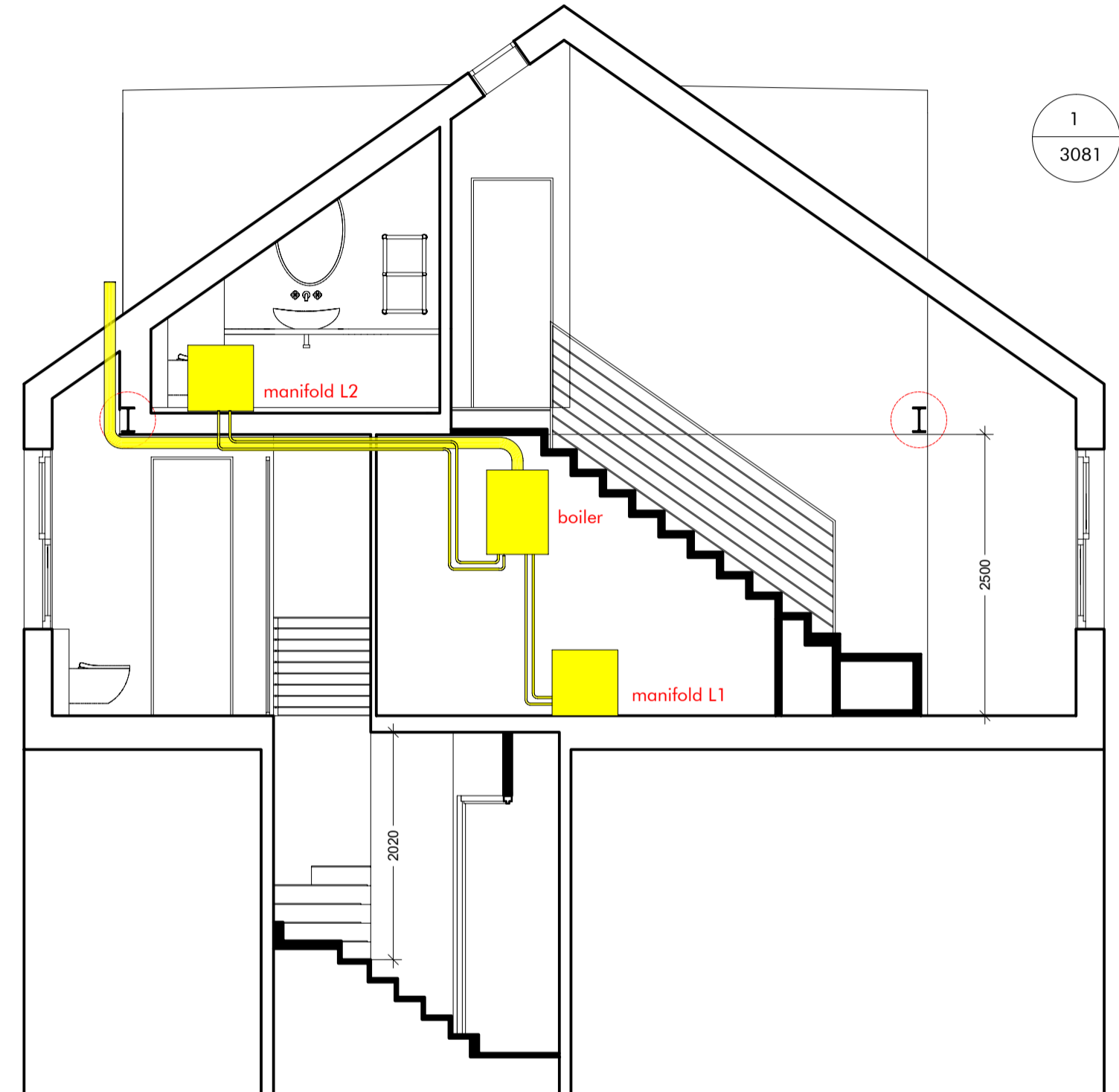
1 First level  
3080  
scale 1:50 @A3



2 Second level  
3080  
scale 1:50 @A3

This drawing is for pricing purpose only. No other use is permitted. Archetypes Design do not accept any liability for decisions or actions derived from interpretation, extrapolation or use of the information shown outside of its permitted use. No measured survey by third party has been undertaken to the date of this drawing. A measured survey by third party and checking against building regulations together with approval by Building Control Inspector are required before proceeding with the development of the design to the further stages. Dimensions are for reference only. No dimensions shall be taken from this drawing. Not for Construction.

H001-5



1  
3081

Section 1-1  
scale 1:50 @A3

This drawing is for pricing purpose only. No other use is permitted. Archetypes Design do not accept any liability for decisions or actions derived from interpretation, extrapolation or use of the information shown outside of its permitted use. No measured survey by third party has been undertaken to the date of this drawing. A measured survey by third party and checking against building regulations together with approval by Building Control Inspector are required before proceeding with the development of the design to the further stages. Dimensions are for reference only. No dimensions shall be taken from this drawing. Not for Construction.

H001-5

Revision Release date Drawn/Checked NOTES  
16/03/2023 CB First issue for comments

PROJECT 87 St Augustine's Road ADDRESS Camden, London NW1 9RR CLIENT Richard & Miki Nava  
DRAWING TITLE H - Heating system - Section  
DRAWING NO AD22.03 SAR 3081 PURPOSE OF ISSUE TENDER

SCALE 1:50 @ A3 FORMAT




# EzyJamb

## SRC | Single Rebate Door Frame

Give your project a clean-cut architrave free edge with the EzyJamb Single Rebate – SRC door frame. This one-piece frameless door jamb is made custom to perfectly suit your wall thickness for a flush finish. The premium design of the EzyJamb SRC provides a smooth transition from one side of the door jamb allowing a minimalistic sophistication in apartments, homes and commercial buildings.

Doors can be supplied for a complete EzyJamb system, please ask on quote request. Products supplied as unfinished Zinc Anneal, Dust Power Coat or Full Power Coat.



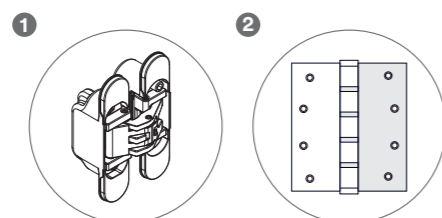
J001-2

## Product Details

### EZYJAMB SRC SINGLE REBATE DOOR FRAME - FOR 44MM AND 54MM DOORS

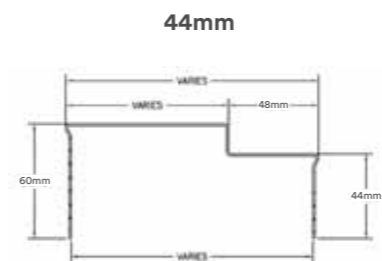
Material	18ga Zintec Steel		
Max Frame Width	1052mm (Single)	1828mm (Double)	(Custom sizes available on request)
Max Frame Height	3048mm (Custom sizes available dependent on available material)		
Wall Thickness	91mm Minimum - 253mm Maximum		(Custom sizes available on request)
Fire Rating	FD30 or FD60		

- Hinge Options
- 1 Concealed Hinges
  - 2 Mortice Butt Hinges



Refer to Installation Notes on page 51

## Preparation Options



**Strike Options**

- Din Single
- Din Double
- Din Deadbolt
- No Ha

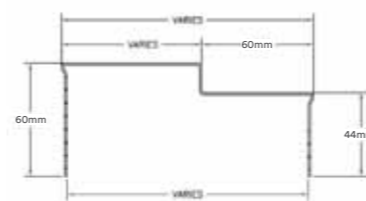
**Hinge Options**

- Mortice Butt Hinge
- RY-60 / RY-80 / RY-120

**Closer Options**

- Astra Concealed Closer
- RocYork Concealed Slide Arm Closer

### 54mm (Special Order)



**Strike Options**

- Din Single
- Din Double
- Din Deadbolt
- No Ha

**Hinge Options**

- Mortice Butt Hinge
- RY-60 / RY-80 / RY-120

**Closer Options**

- Astra Concealed Closer
- RocYork Concealed Slide Arm Closer

## Specification Details

- Frame Type
- Fire Rating
- Frame Handing
- Door Leaf or Structural Opening (Width + Height)
- Door Thickness
- Strike Type
- Hinge Type
- Wall Thickness (Plasterboard to Plasterboard)
- Strike Height
- Hinge Quantity

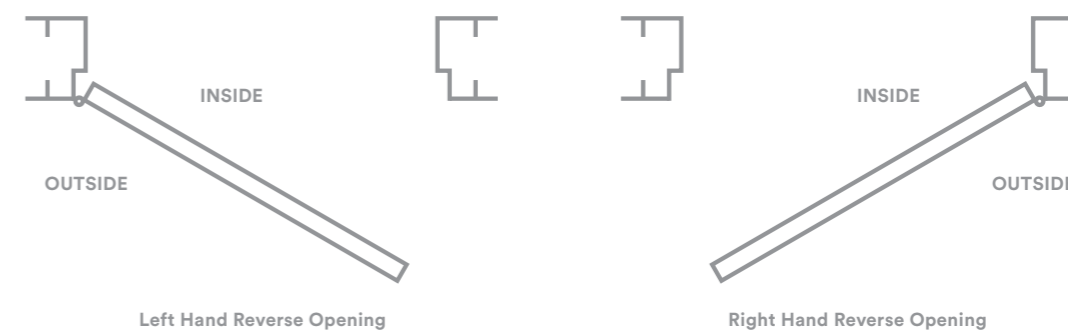
### Floor to Ceiling Doors

Floors to ceiling doors require no header jamb as the door extends the total height of the wall, when framing for this type of application allow the ceiling framing and plasterboard to carry on through to the adjacent space.

### Custom Door Sizes

Custom size EzyJamb, products are available on request. Longer leader times and additional charges may apply for custom sizes.

## Door Handing

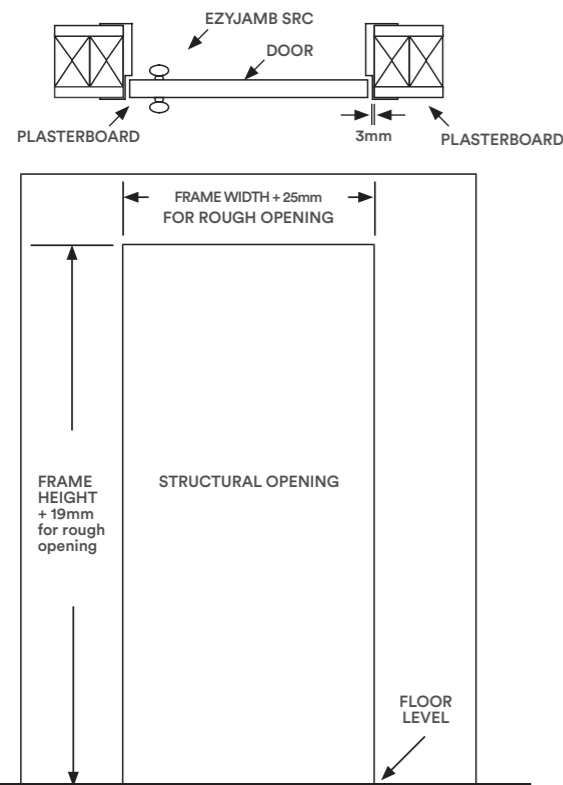


Hand all doors by facing the flush side of the frame

**Step 1**

Ensure that the structural opening is square and level and is the correct size.

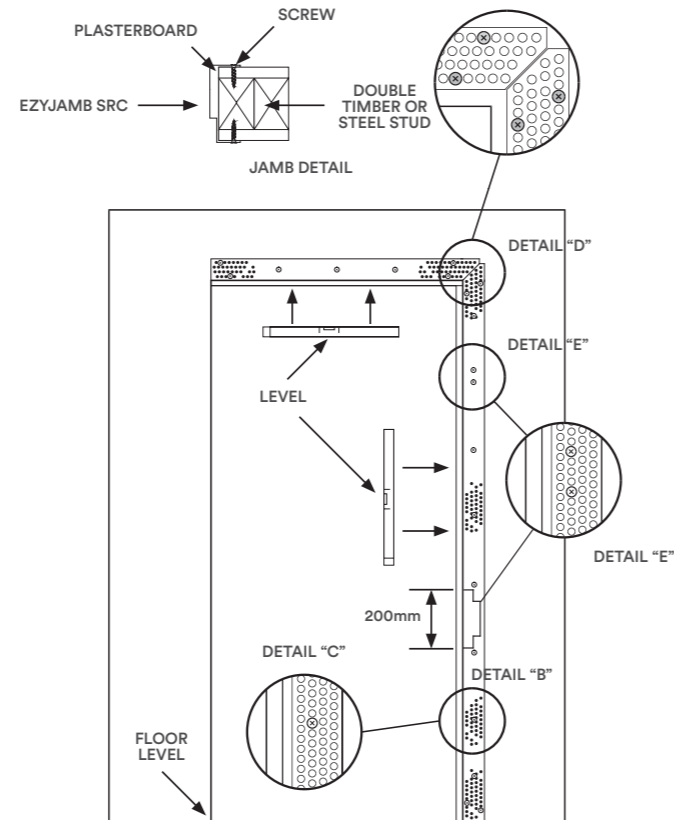
Make sure the rough opening has double studs, the manufacturer strongly recommends wood studs or a minimum 20 gauge 0.75mm metal studs on both sides of the opening. Studco recommends double studs for this installation.



**Step 2**

Fasten hinge side first, making sure jamb is level and as tight against stud opening as possible. Then screw at 200mm centers up stile, screwing back through plasterboard into stud work See *Detail 'B'* and *'C'*.

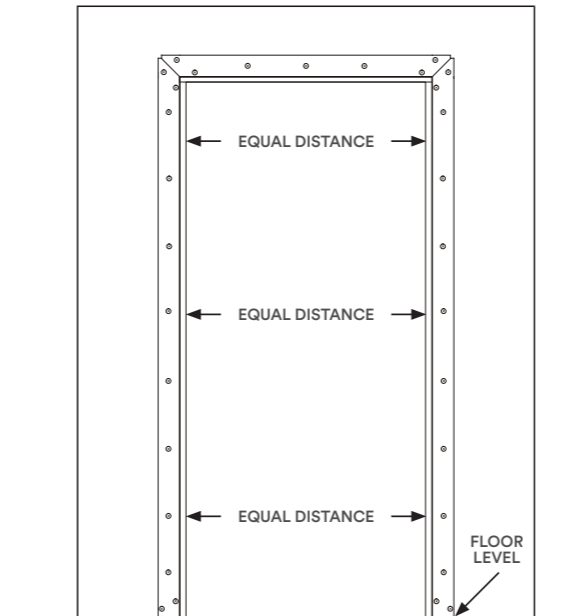
Double screw all ends as *Detail D*, and beside hinge position - both above and below hinge as *Detail E*.



**J001-2**

**Step 3**

Fasten the final vertical section (strike jamb) below the head section. Ensure that the spacing between the two vertical sections are spaced evenly at the required distance.

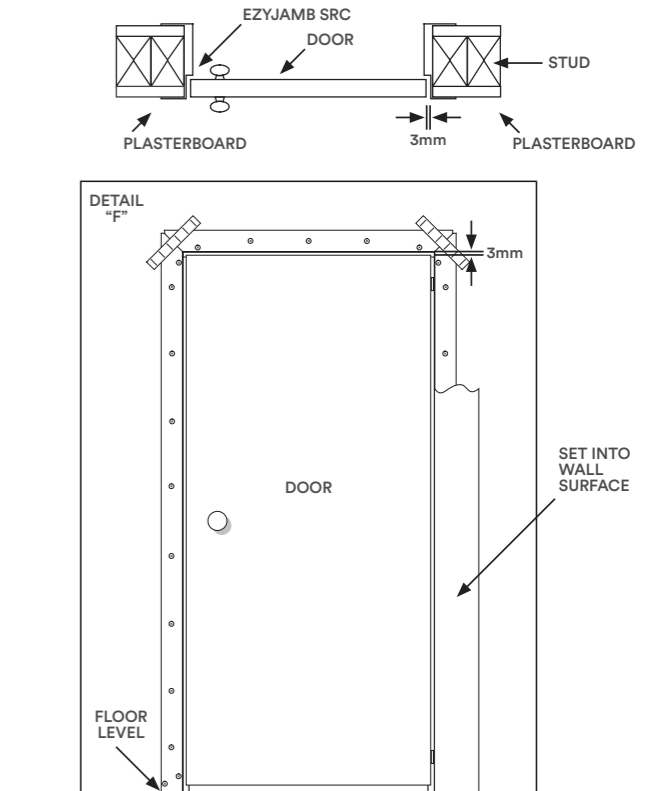


**Step 4**

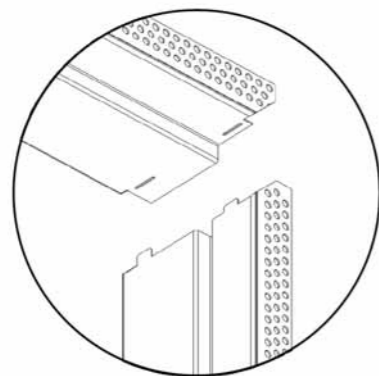
Ensure the perforated side strips sit flat against the plasterboard to enable the jamb sections to be easily set into the wall surface. Finish the jamb with jointing compound or plaster skin.

All the corners must be scrim taped and plastered in as *Detail F*.

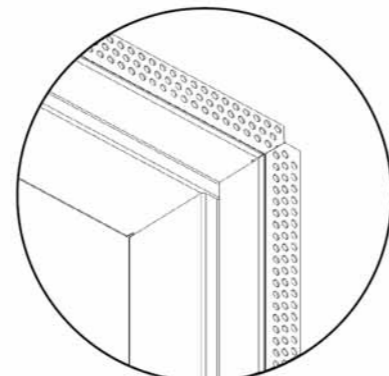
Hang the door in position leaving about 3mm clearance from the top and the hinged side using the EzyJamb Standard or Concealed Hinges. Surface mount the striker plate into position to align with the latch plate punching.



**Step 2A | Head Installation**



Locate fixing tabs to header.



Corner Detail Completed

**Completed Installation**

The completed jamb is flush finished and can be painted and primed in with the wall to fully conceal any fixing, achieving simple clean lines around the door face.

For further information or assistance in installation of EzyJamb products, please visit:

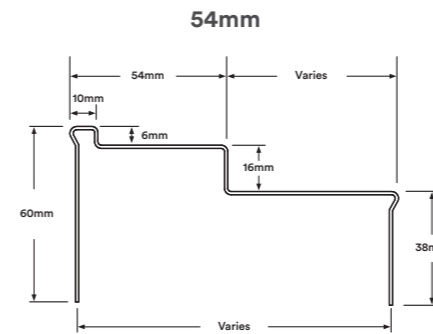
[www.ezconcept.co.uk/installation](http://www.ezconcept.co.uk/installation)







## Preparation Options



**Strike Options**  
 Din Single  
 Din Double  
 Din Deadbolt  
 No Ha

**Hinge Options**  
 Mortice Butt Hinge  
 RY-80 / RY-120

**Closer Options**  
 Astra Concealed Closer  
 RocYork Concealed  
 Slide Arm Closer

## Specification Details

- Frame Type
- Door Thickness
- Wall Thickness (Plasterboard to Plasterboard)
- Fire Rating
- Strike Type
- Strike Height
- Frame Handing
- Hinge Type
- Hinge Quantity
- Door Leaf or Structural Opening (Width + Height)

### Floor to Ceiling Doors

- Floors to ceiling doors require no header jamb as the door extends the total height of the wall, when framing for this type of application allow the ceiling framing and plasterboard to carry on through to the adjacent space.

### Custom Door Sizes

- Custom size EzyJamb, products are available on request. Longer leader times and additional charges may apply for custom sizes.

J001-2

# EzyJamb

## ISD | Inswing Door Frame

EzyJamb Inswing Door - ISD is the ultimate door jamb system to achieve a seamless look in hallways and corridors. The EzyJamb ISD frame is suitable for applications that require the door to open inwardly from the flush side of the door, for a clean line along the wall face. The completed jamb is flush finished and can be painted in with the wall to fully conceal any fixing and is available with various hinge options.

Doors can be supplied for a complete EzyJamb system, please ask on quote request. Products supplied as unfinished Zinc Anneal, Dust Power Coat or Full Power Coat.

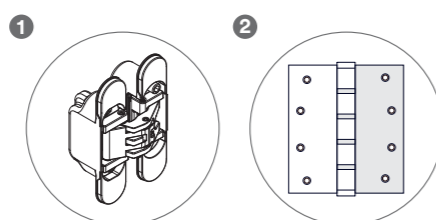


## Product Details

### EZYJAMB ISD INSWING DOOR FRAME - FOR 54MM DOORS

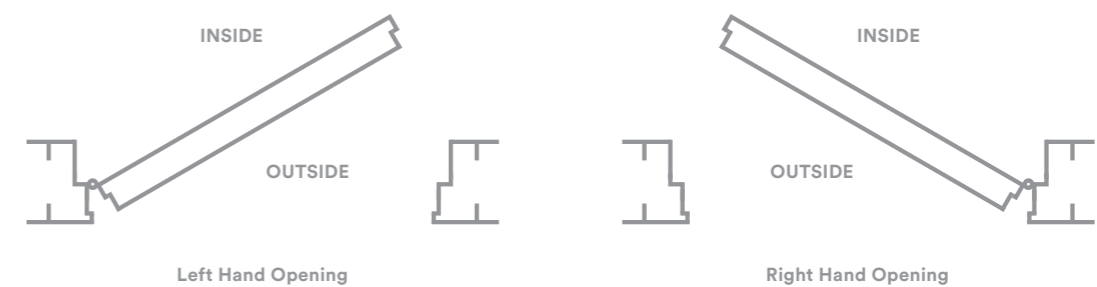
Material	18ga Zintec Steel		
Max Frame Width	932mm (Single)	1828mm (Double)	(Custom sizes available on request)
Max Frame Height	3048mm (Custom sizes available on request)		
Wall Thickness	95mm Minimum - 253mm Maximum (Custom sizes available on request)		
Fire Rating	FD30 or FD60		

- Hinge Options
- 1 Concealed Hinges
  - 2 Mortice Butt Hinges



**i** Refer to Installation Notes on page 51

## Door Handing

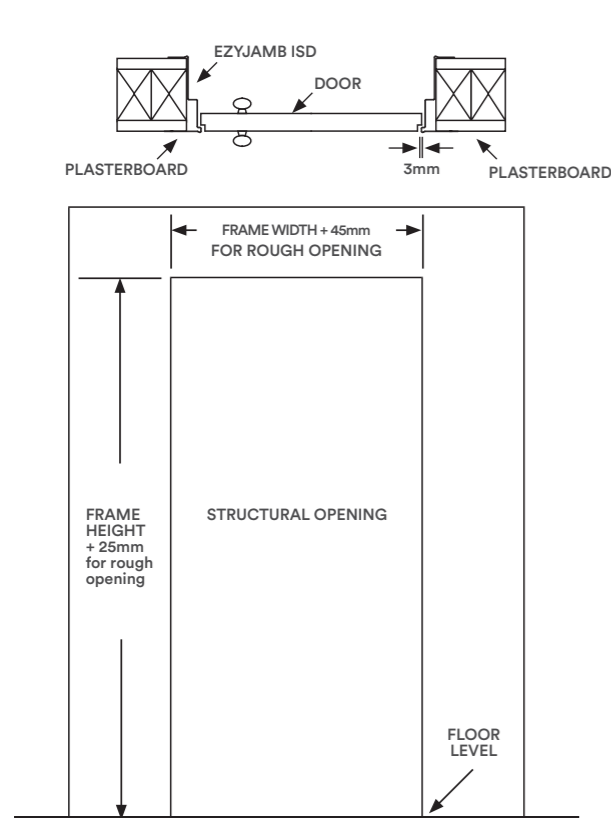


**i** Hand all doors by facing the flush side of the frame

**Step 1**

Ensure that the structural opening is square and level and is the correct size.

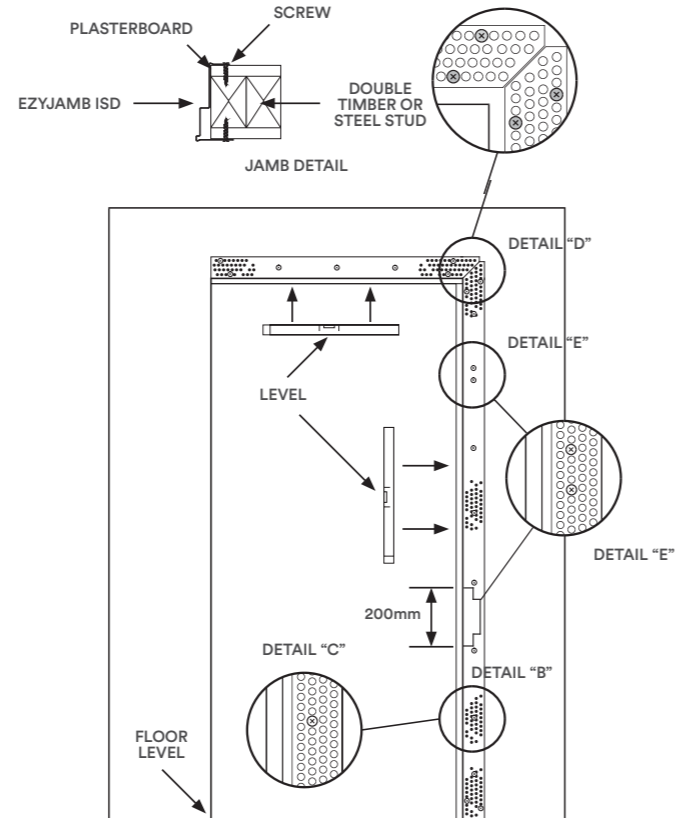
Make sure the rough opening has double studs, the manufacturer strongly recommends wood studs or a minimum 20 gauge .75mm metal studs on both sides of the opening. Studco recommends double studs for this installation.



**Step 2**

Fasten hinge side first, making sure jamb is level and as tight against stud opening as possible. Then screw at 200mm centers up stile, screwing back through plasterboard into stud work See *Detail 'B'* and *'C'*.

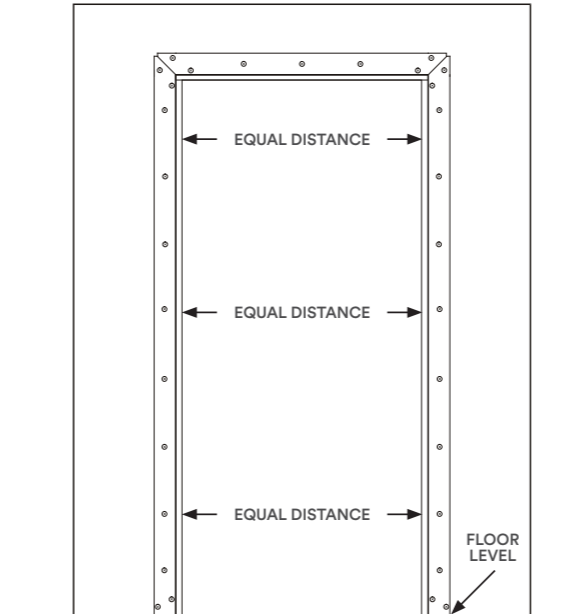
Double screw all ends as *Detail D*, and beside hinge position - both above and below hinge as *Detail E*.



**J001-2**

**Step 3**

Fasten the final vertical section (strike jamb) below the head section. Ensure that the spacing between the two vertical sections are spaced evenly at the required distance.

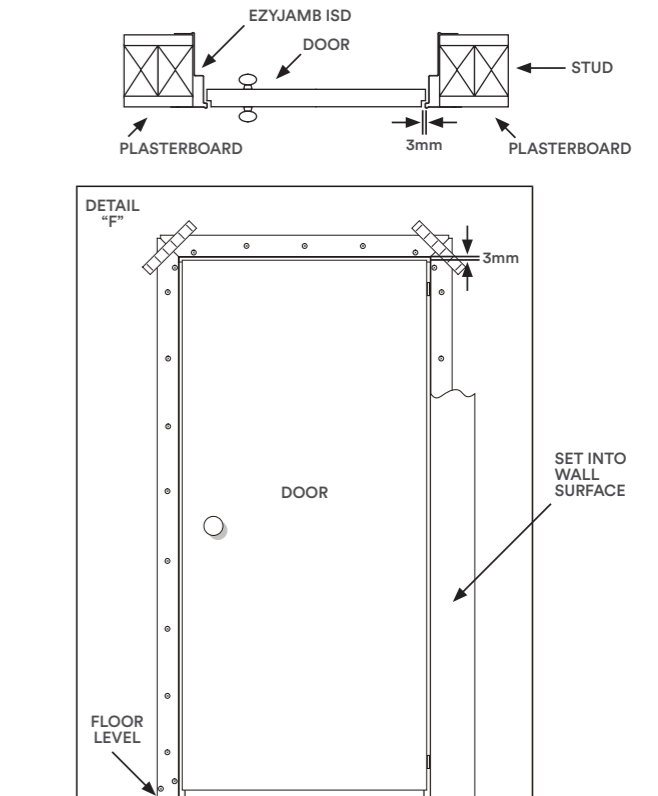


**Step 4**

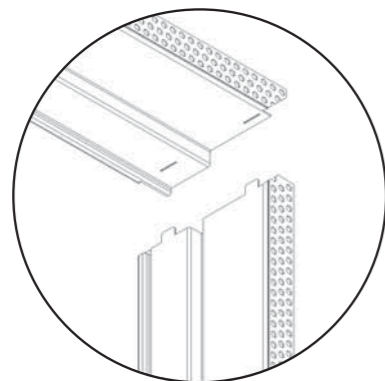
Ensure the perforated side strips sit flat against the plasterboard to enable the jamb sections to be easily set into the wall surface. Finish the jamb with jointing compound or plaster skin.

All the corners must be scrim taped and plastered in as *Detail F*.

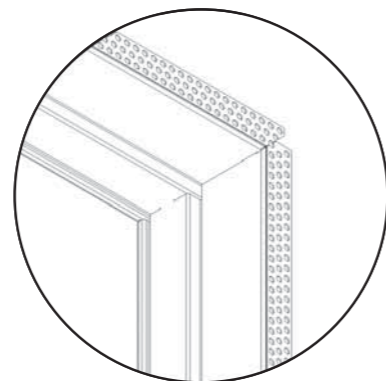
Hang the door in position leaving about 3mm clearance from the top and the hinged side using the EzyJamb Standard or Concealed Hinges. Surface mount the striker plate into position to align with the latch plate punching.



**Step 2A | Head Installation**



Locate fixing tabs to header.




Corner Detail Completed

**Completed Installation**

The completed jamb is flush finished and can be painted and primed in with the wall to fully conceal any fixing, achieving simple clean lines around the door face.

For further information or assistance in installation of EzyJamb products, please visit:

[www.ezconcept.co.uk/installation](http://www.ezconcept.co.uk/installation)

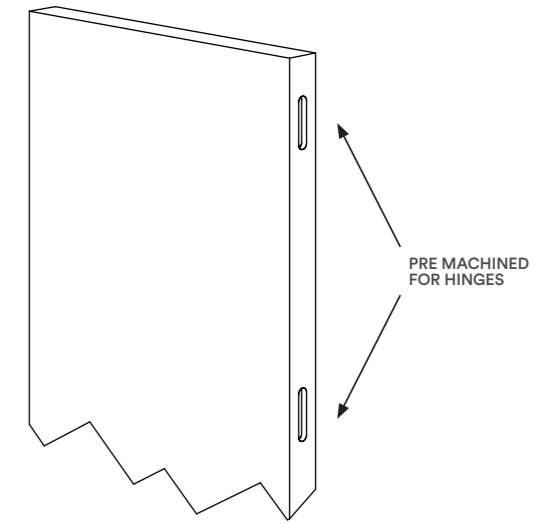




## Product Features



Premium solid core door to suit EzyJamb door frames.



Pre-machined grooves for RocYork hinges.



## Premium Solid Core Flush Door

Complete your EzyJamb or SlideSet order with a flush door to match!

A selection of door cores are trimmed and fixed with hardwood lippings. For our primed doors, the door lipping is then sanded and a GDC resin paper is applied across the surface, giving it a smooth seamless look. The door is finally prepared with an Acid Catalyst Paint primer. The flush primed hardboard doors seamlessly integrate with the subtle frame provided by EzyJamb for swing doors. SlideSet Pocket doors also pair with EzyDor for a finish defined by clean edges and flush design.

All doors are supplied ready grooved for intumescent and acoustic seals.



J001-2

## Door Colour Options

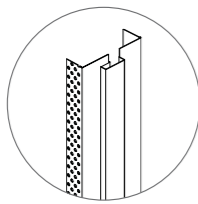
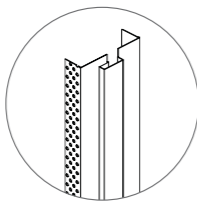
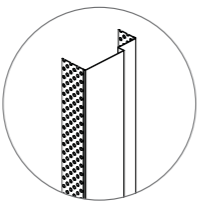
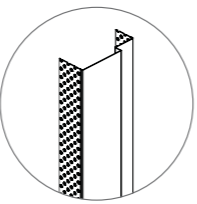
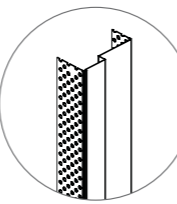
Doors are supplied in primed finish, ready for onsite painting, or can be painted in any RAL colour.




## Specification Details

### EZYDOR PREMIUM SOLID CORE TIMBER DOORSETS

Supply Options	Primed, Veneered or Laminate Flush Doors	(Custom sizes available on request)
Door Thickness	44mm or 54mm	(Size restrictions - please enquire)
Fire Rating	FD30 or FD60	(Size restrictions - please enquire)

Doors Available for EzyJamb Door Frames	Ezyspan Plus	EzyBord	Ezyspan Plus/Ezyspan Optimum 44mm	Ezyspan Optimum 54mm	Ezyspan Optimum
					
	EZC   FD30	EZC   FD60	SRC   FD30	SRC   FD60	ISD   FD30/60



## Concealed Hinges



### RocYork RY-60

3 Axis Adjustable Concealed Hinge

Max Panel Width	914mm
Max Panel Height	2133mm
Door Thicknesses	44mm
Adjustments	X: Horizontal +3,-2 Y: Depth +/- 1 Z: Vertical +/- 2.5
Capacity <sup>1</sup>	60kg (2) RY-60 Hinges 76kg (3) RY-60 Hinges
Finishing	BI - White BS - Brushed Bronze CL - Polished Chrome CS - Satin Chrome NO - Black NS - Satin Nickel OL - Polished Gold OTL - Polished Brass

1 When used with EzyJamb Flush Finish Frames three hinges are strongly recommended.



### RocYork RY-80

3 Axis Adjustable Concealed Hinge

Max Panel Width	914mm
Max Panel Height	2743mm
Door Thicknesses	44mm, 54mm
Adjustments	X: Horizontal +3,-2 Y: Depth ±1 Z: Vertical ±3
Capacity <sup>1</sup>	80kg (2) RY-80 Hinges 103kg (3) RY-80 Hinges
Finishing	BI - White BR - Bronze CL - Polished Chrome CS - Satin Chrome IBU - Imperial Bronze NO - Black NS - Satin Nickel OR - Polished Brass

1 When used with EzyJamb Flush Finish Frames three hinges are strongly recommended.



### RocYork RY-120

3 Axis Adjustable Concealed Hinge

Max Panel Width	914mm
Max Panel Height	3048mm
Door Thicknesses	44mm, 54mm
Adjustments	X: Horizontal ±3 Y: Depth +3/-2 Z: Vertical ±1
Capacity <sup>1</sup>	120kg (2) RY-120 Hinges 140kg (3) RY-120 Hinges
Finishing	Satin Chrome 626

1 When used with EzyJamb Flush Finish Frames three hinges are strongly recommended.

J001-2

# RocYork

## Door Hardware

The combination of premium quality door furniture and contemporary interior styling is defined in RocYork®, authentic door hardware for the EzyJamb system. The RocYork range of functional door furniture integrates seamlessly with all facets of the EzyJamb door system to create that flush finish.

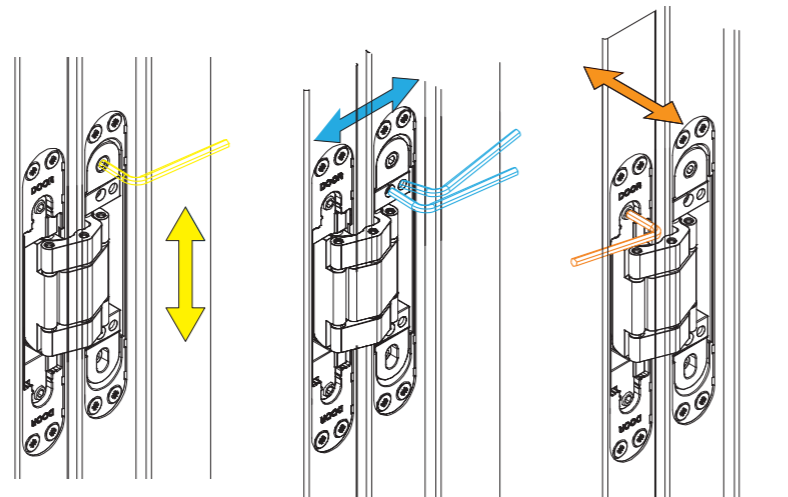
## Concealed RocYork Concealed Hinges

Make your door hinges disappear with the all new RocYork concealed door hinge from EzyJamb. This revolutionary architectural breakthrough will allow uninterrupted clean lines around internal doors for the ultimate square-set interior.

Check out some of the features and benefits of the RocYork concealed door hinge from EZ Concept.

### Features

- No visible barrel or pin
- Maintenance free bearing mechanism
- Aesthetically pleasing hinge covers



EZ Concept can supply intumescent strips for fire ratings

## Colour Options



BI - White  
RY60/Ry80

BR - Bronze  
RY80

BS Brushed Bronze  
RY60

CL - Polished Chrome  
RY60/Ry80

CS - Satin Chrome  
RY60/Ry80



IBU - Imperial Bronze  
RY60



NO - Black  
RY60/Ry80

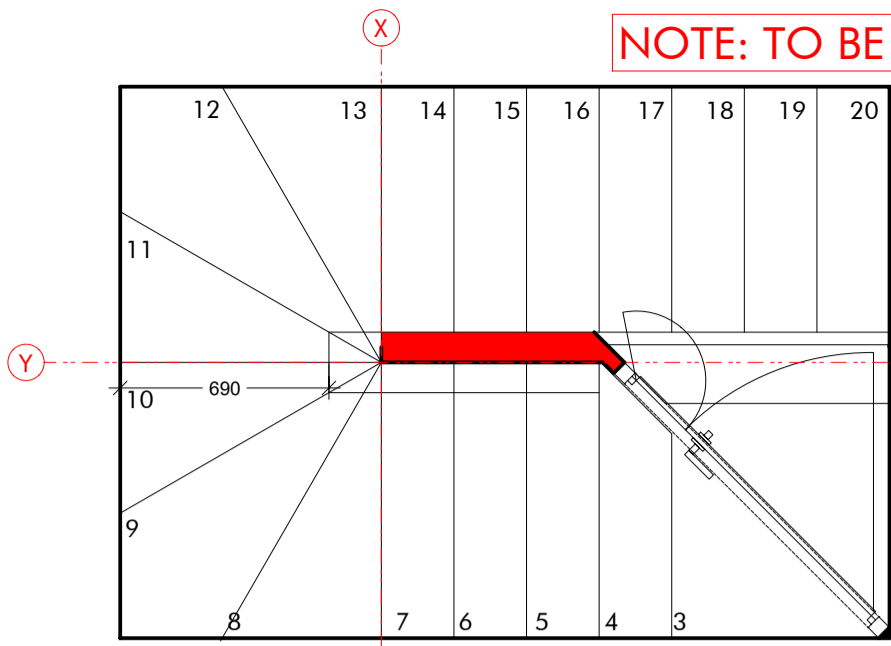


NS - Satin Nickel  
RY60/Ry80

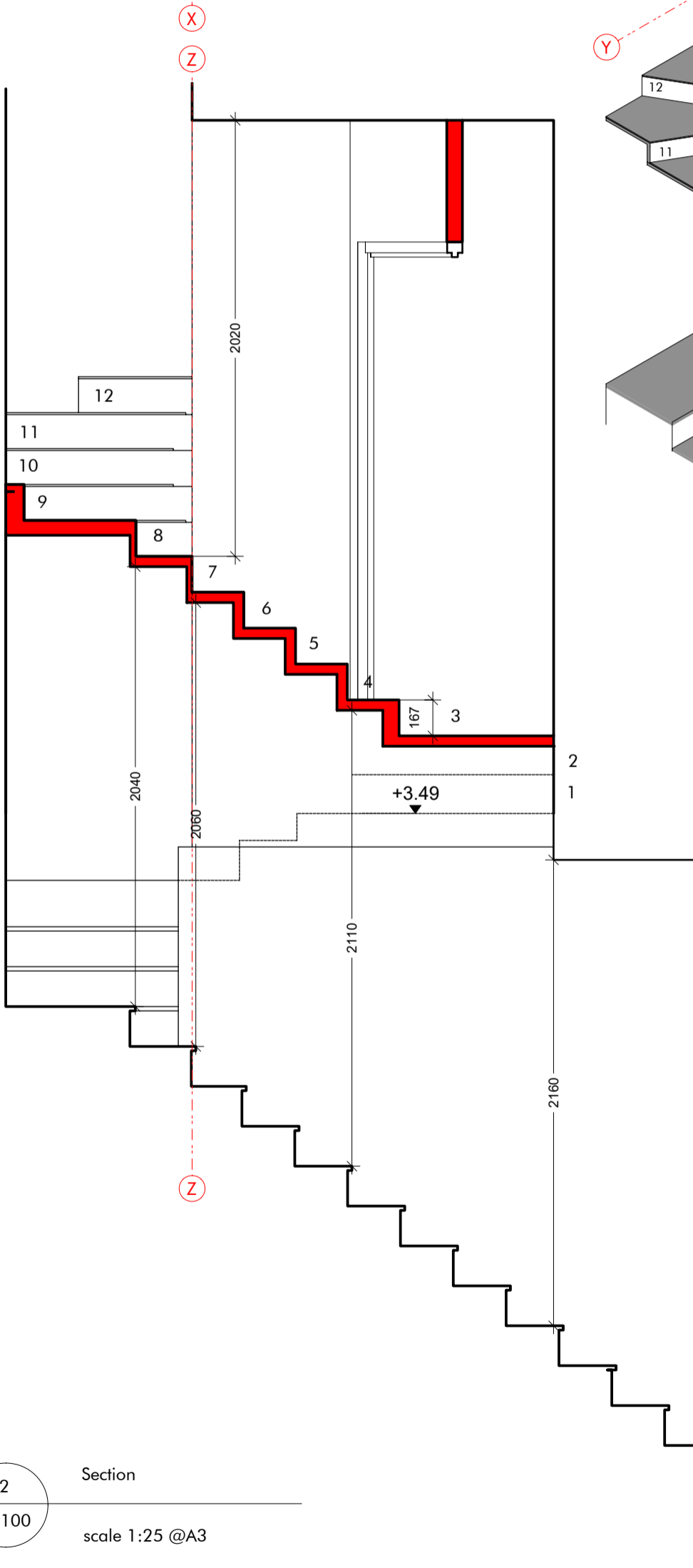
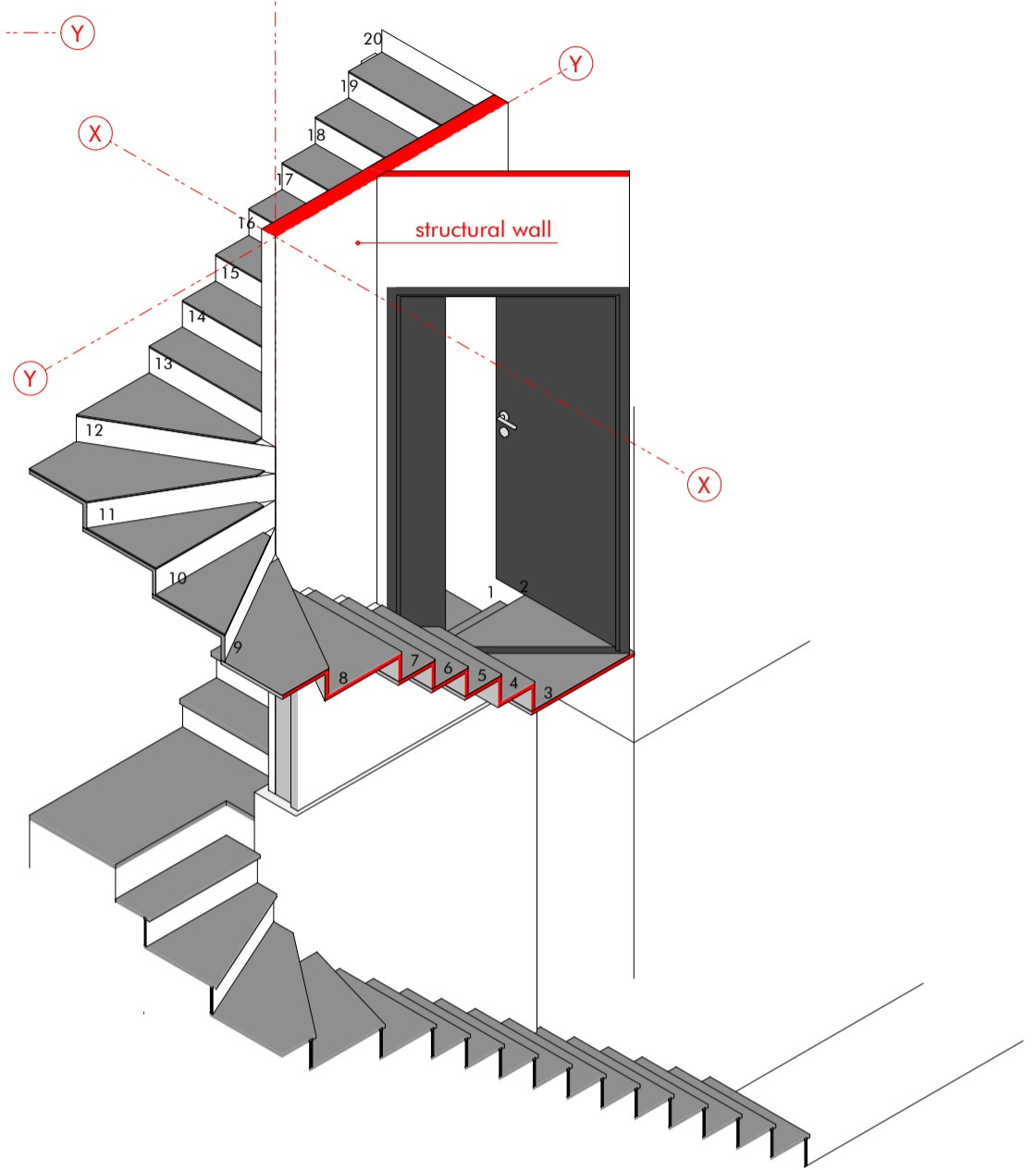


OR - Polished Brass  
RY60/Ry80

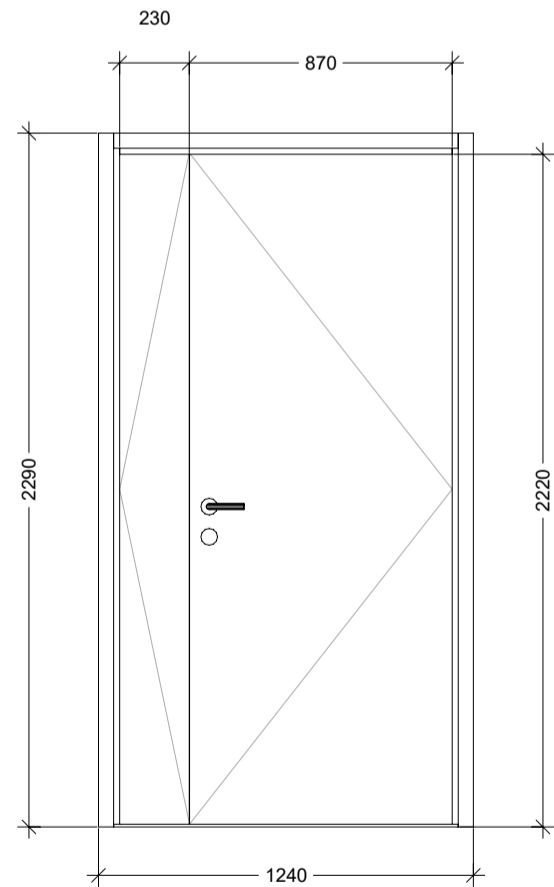
**NOTE: TO BE CONFIRMED BY STRUCTURAL ENGINEER CALCULATION**



1  
3100  
Plan  
scale 1:25 @A3



2  
3100  
Section  
scale 1:25 @A3



3  
3100  
Metal door detail  
scale 1:25 @A3

This drawing is for pricing purpose only. No other use is permitted. Archetypes Design do not accept any liability for decisions or actions derived from interpretation, extrapolation or use of the information shown outside of its permitted use. No measured survey by third party has been undertaken to the date of this drawing. A measured survey by third party and checking against building regulations together with approval by Building Control Inspector are required before proceeding with the development of the design to the further stages. Dimensions are for reference only. No dimensions shall be taken from this drawing. Not for Construction.

**J003**

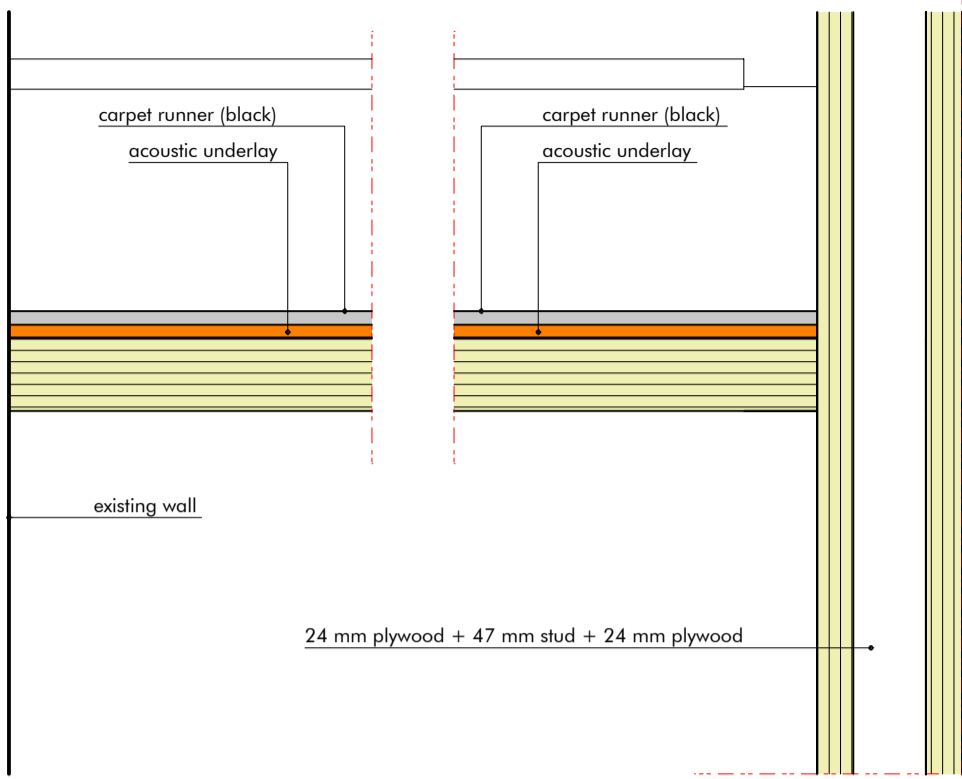
Revision Release date Drawn/Checked NOTES  
- 16/03/2023 CB First issue for comments

archetypes.  
design  
projects@archetypes.design | archetypes.design | 07473 949960

PROJECT 87 St Augustine's Road ADDRESS Camden, London NW1 9RR CLIENT: Richard & Miki Nava  
DRAWING TITLE J - Joinery - Timber staircase to entrance  
DRAWING NO AD22.03 SAR 3100 PURPOSE OF ISSUE: TENDER

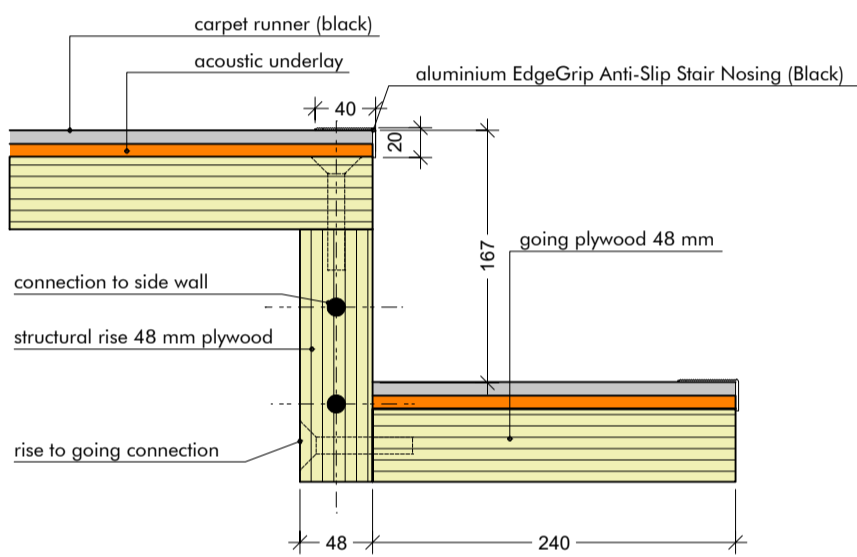
SCALE: 1:25 FORMAT: @ A3

STEPS 13-20



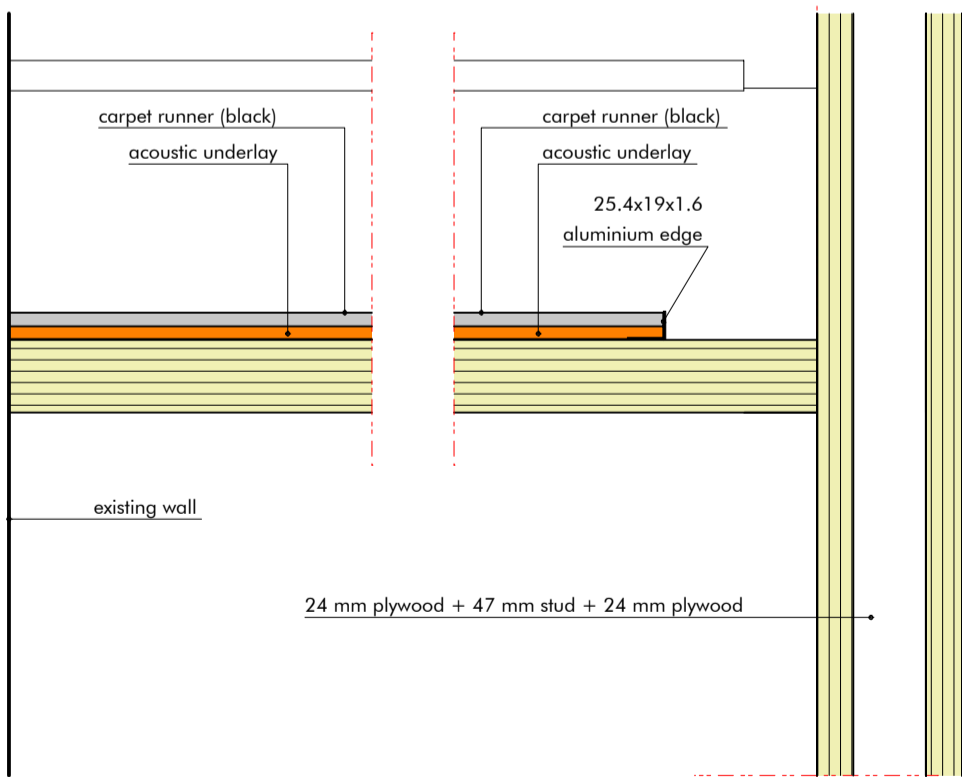
Z

STEPS 1-20



Z

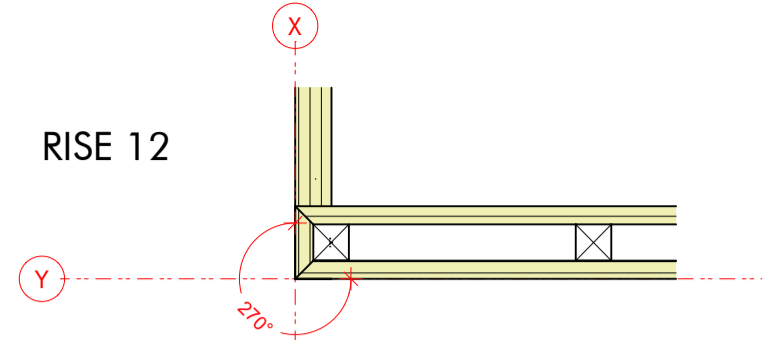
STEPS 4-6



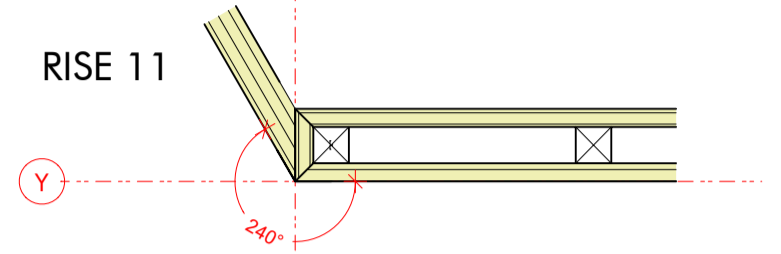
Z

Z

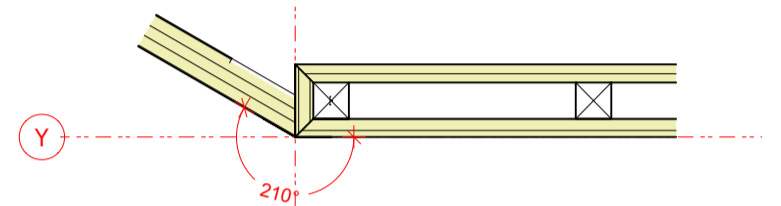
RISE 12



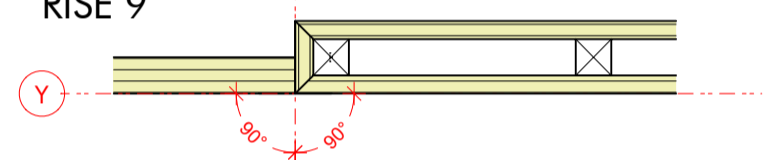
RISE 11



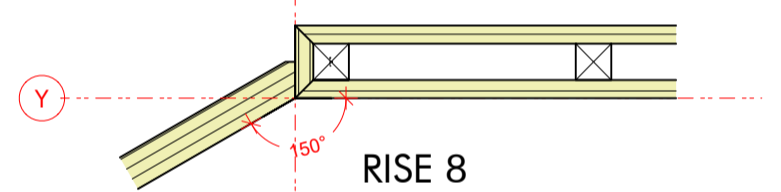
RISE 10



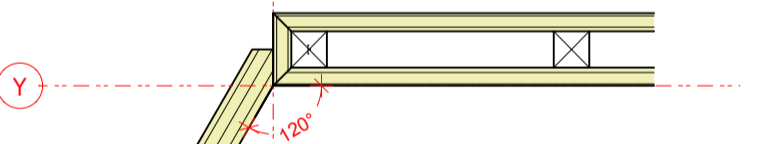
RISE 9



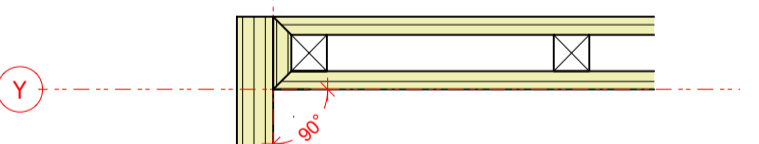
RISE 8



RISE 8



RISE 7



RISE 6

X

1 Step details, sections  
3101 scale 1:10 @A3

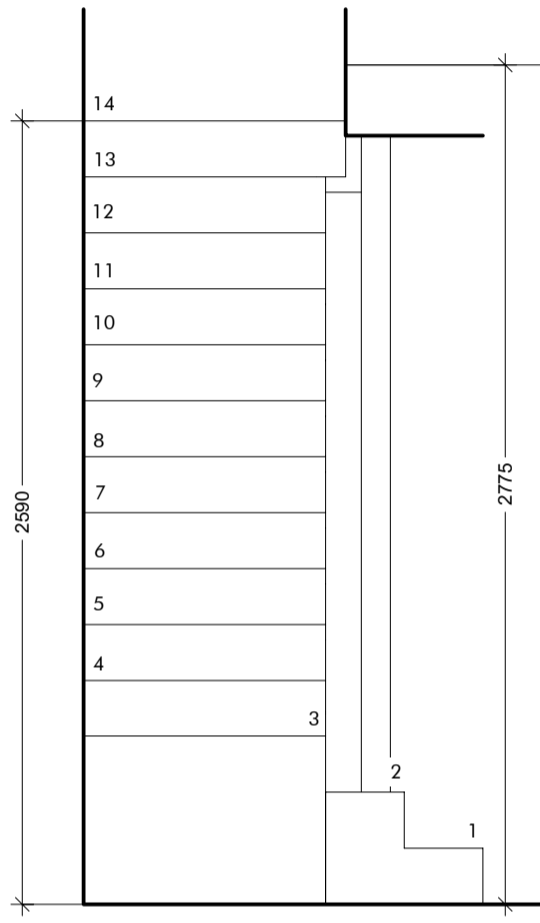
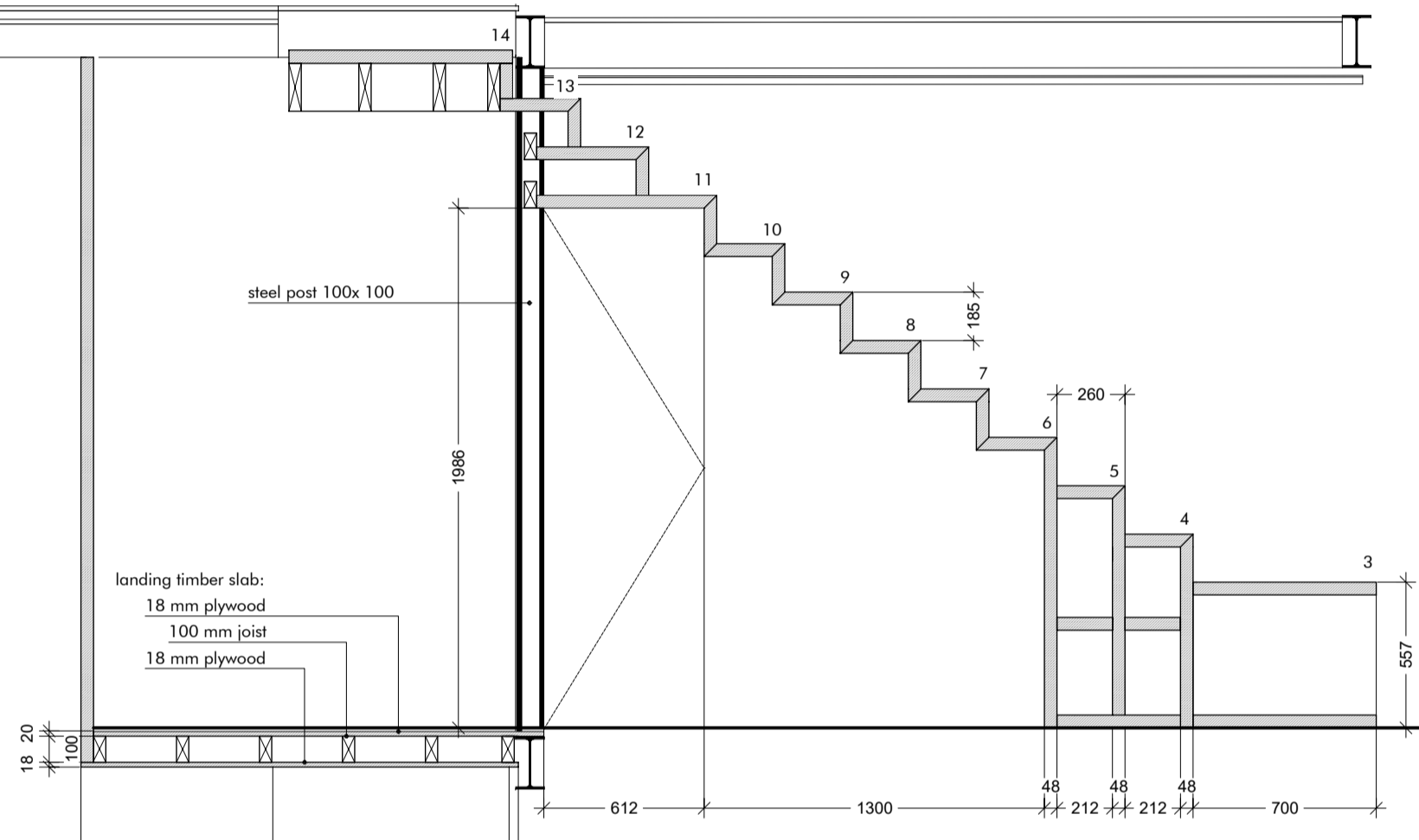
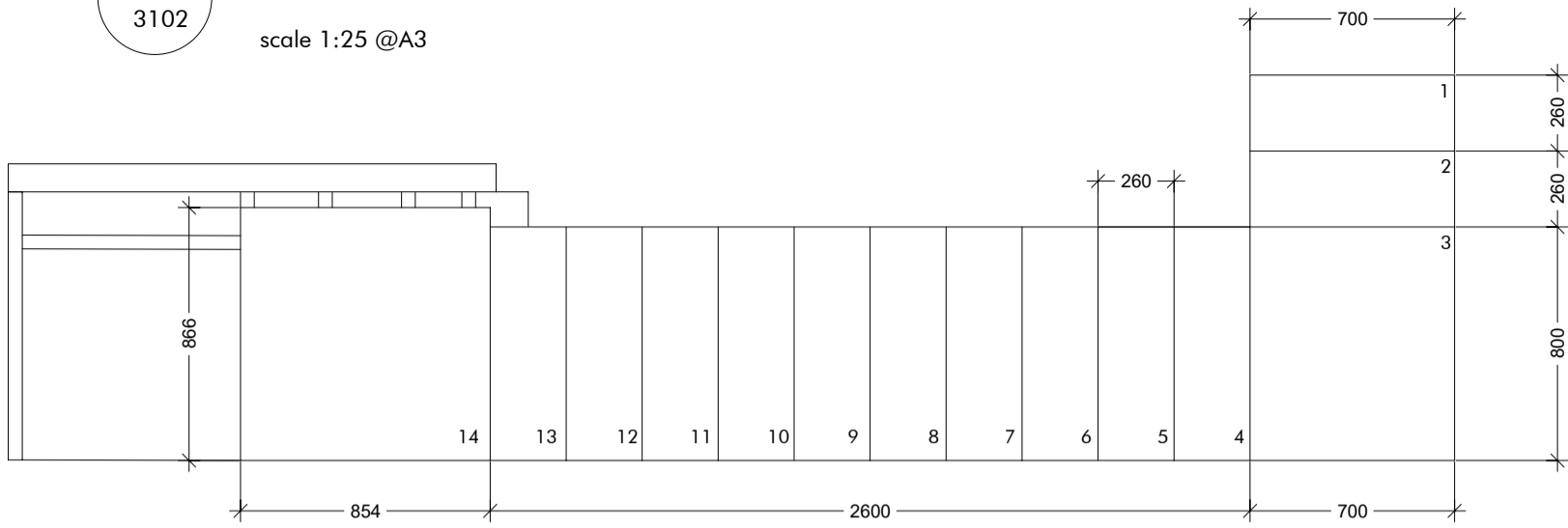
2 Rise details, plans  
3101 scale 1:10 @A3

This drawing is for pricing purpose only. No other use is permitted. Archetypes Design do not accept any liability for decisions or actions derived from interpretation, extrapolation or use of the information shown outside of its permitted use. No measured survey by third party has been undertaken to the date of this drawing. A measured survey by third party and checking against building regulations together with approval by Building Control Inspector are required before proceeding with the development of the design to the further stages. Dimensions are for reference only. No dimensions shall be taken from this drawing. Not for Construction.

J003

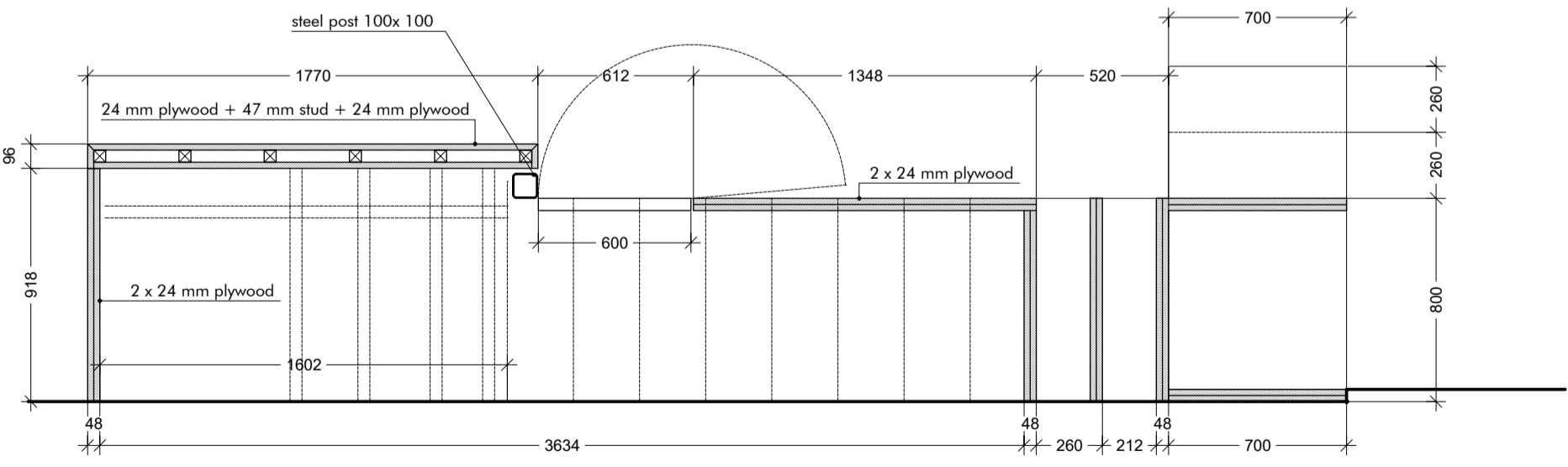
**NOTE: TO BE CONFIRMED BY STRUCTURAL ENGINEER CALCULATION**

1  
3102  
Plan  
scale 1:25 @A3



2  
3102  
Section  
scale 1:25 @A3

3  
3102  
Front elevation  
scale 1:25 @A3



4  
3102  
Horizontal section  
scale 1:25 @A3

This drawing is for pricing purpose only. No other use is permitted. Archetypes Design do not accept any liability for decisions or actions derived from interpretation, extrapolation or use of the information shown outside of its permitted use. No measured survey by third party has been undertaken to the date of this drawing. A measured survey by third party and checking against building regulations together with approval by Building Control Inspector are required before proceeding with the development of the design to the further stages. Dimensions are for reference only. No dimensions shall be taken from this drawing. Not for Construction.

**J004**

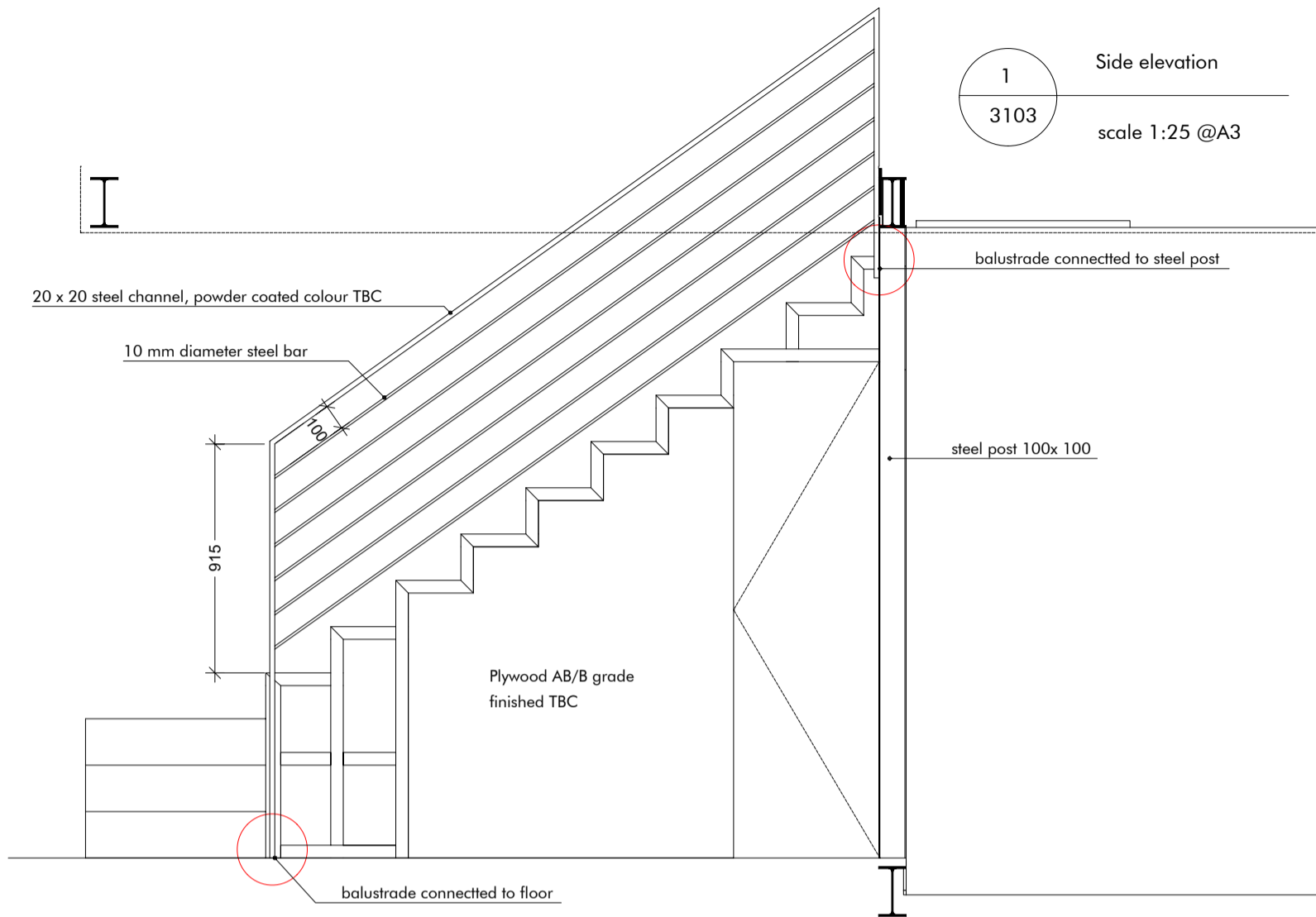
Revision	Release date	Drawn/Checked	NOTES
-	16/03/2023	CB	First issue for comments

archetypes.  
design  
projects@archetypes.design | archetypes.design | 07473 949960

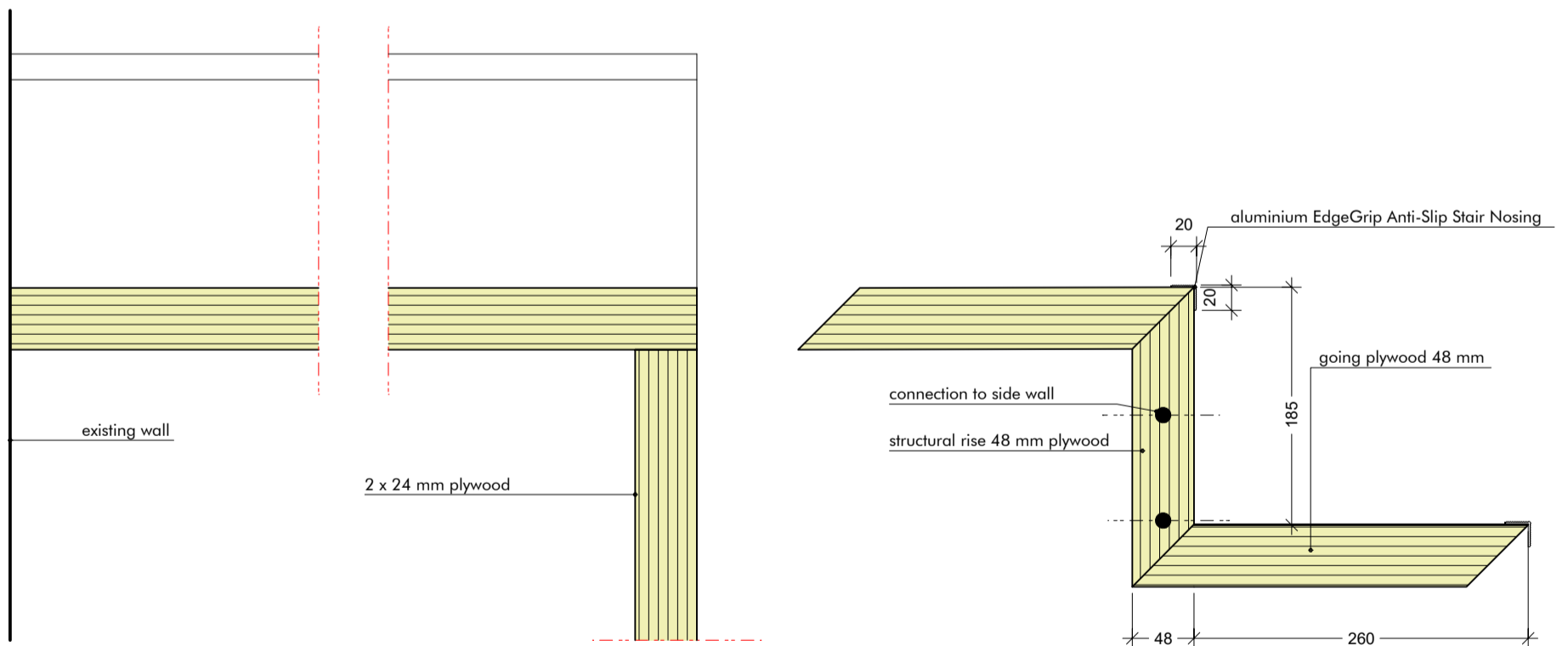
PROJECT: 87 St Augustine's Road  
ADDRESS: Camden, London NW1 9RR  
DRAWING TITLE: J - Joinery - Timber staircase to loft  
DRAWING NO: AD22.03 SAR 3102

CLIENT: Richard & Miki Nava  
PURPOSE OF ISSUE: TENDER

SCALE: 1:25  
FORMAT: @ A3



1  
3103  
Side elevation  
scale 1:25 @A3



2  
3103  
step section  
scale 1:5 @A3

3  
3103  
step/rise section  
scale 1:5 @A3

This drawing is for pricing purpose only. No other use is permitted. Archetypes Design do not accept any liability for decisions or actions derived from interpretation, extrapolation or use of the information shown outside of its permitted use. No measured survey by third party has been undertaken to the date of this drawing. A measured survey by third party and checking against building regulations together with approval by Building Control Inspector are required before proceeding with the development of the design to the further stages. Dimensions are for reference only. No dimensions shall be taken from this drawing. Not for Construction.

J004

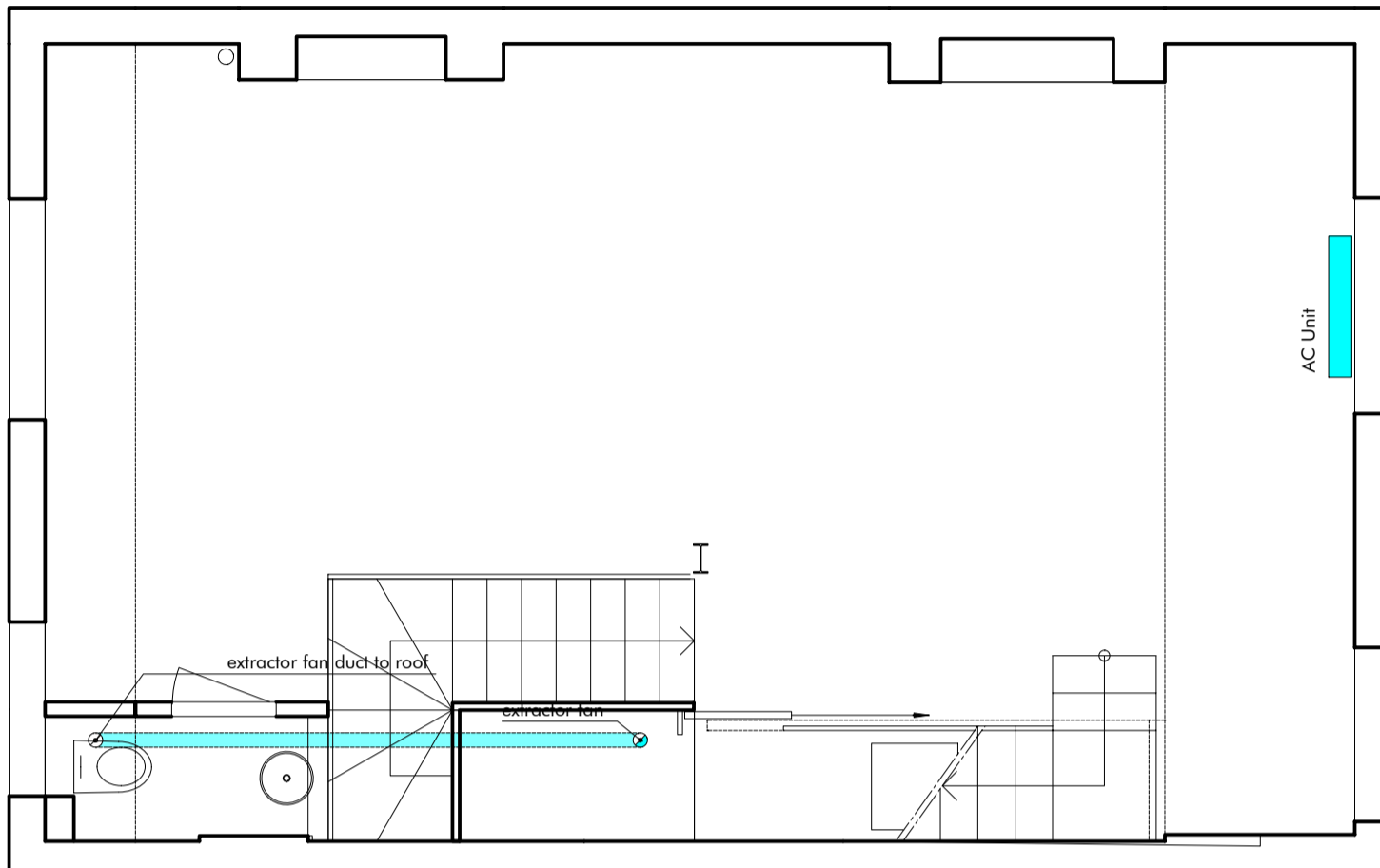
Revision Release date Drawn/Checked NOTES  
- 16/03/2023 CB First issue for comments

archetypes.  
design  
projects@archetypes.design | archetypes.design | 07473 949960

PROJECT 87 St Augustine's Road ADDRESS Camden, London NW1 9RR CLIENT: Richard & Miki Nava  
DRAWING TITLE J - joinery - Timmer staircase to loft details  
DRAWING NO. AD22.03 SAR 3103 PURPOSE OF ISSUE: TENDER

SCALE: 1:5 FORMAT: @ A3

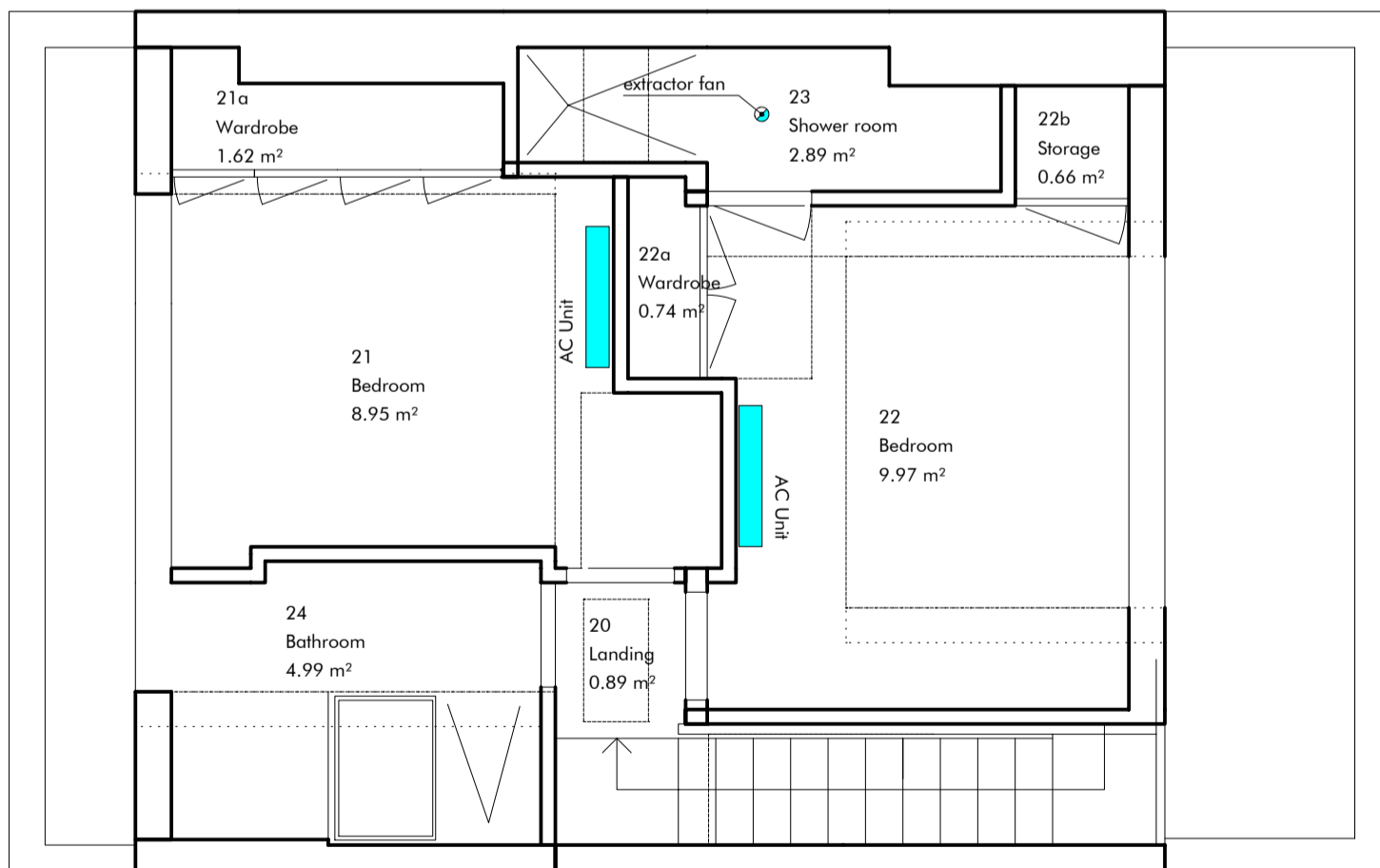




1  
3130

First level

scale 1:50 @A3



2  
3130

Second level

scale 1:50 @A3

This drawing is for pricing purpose only. No other use is permitted. Archetypes Design do not accept any liability for decisions or actions derived from interpretation, extrapolation or use of the information shown outside of its permitted use. No measured survey by third party has been undertaken to the date of this drawing. A measured survey by third party and checking against building regulations together with approval by Building Control Inspector are required before proceeding with the development of the design to the further stages. Dimensions are for reference only. No dimensions shall be taken from this drawing. Not for Construction.

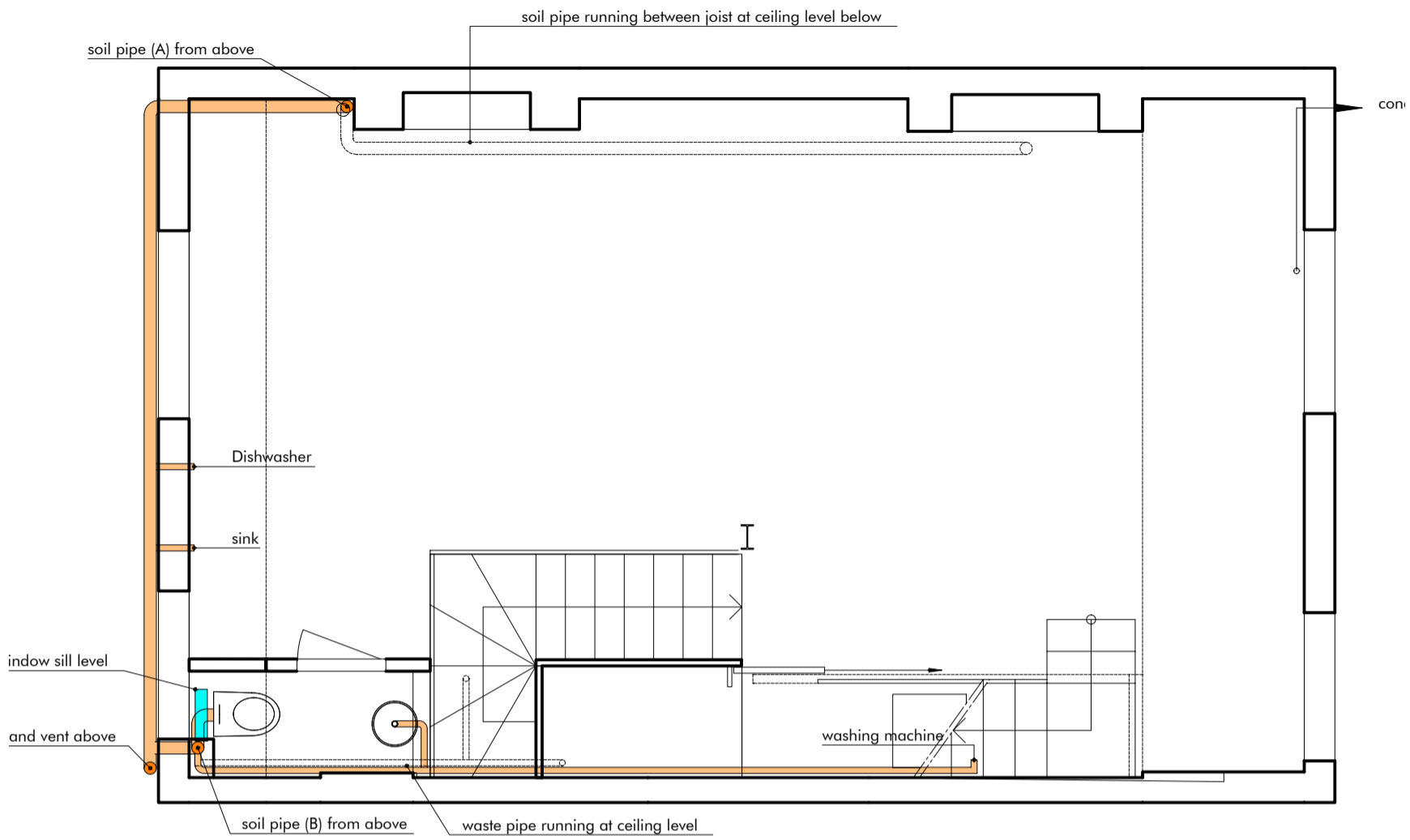
M001 M002

Revision Release date Drawn/Checked NOTES  
- 16/03/2023 CB First issue for comments

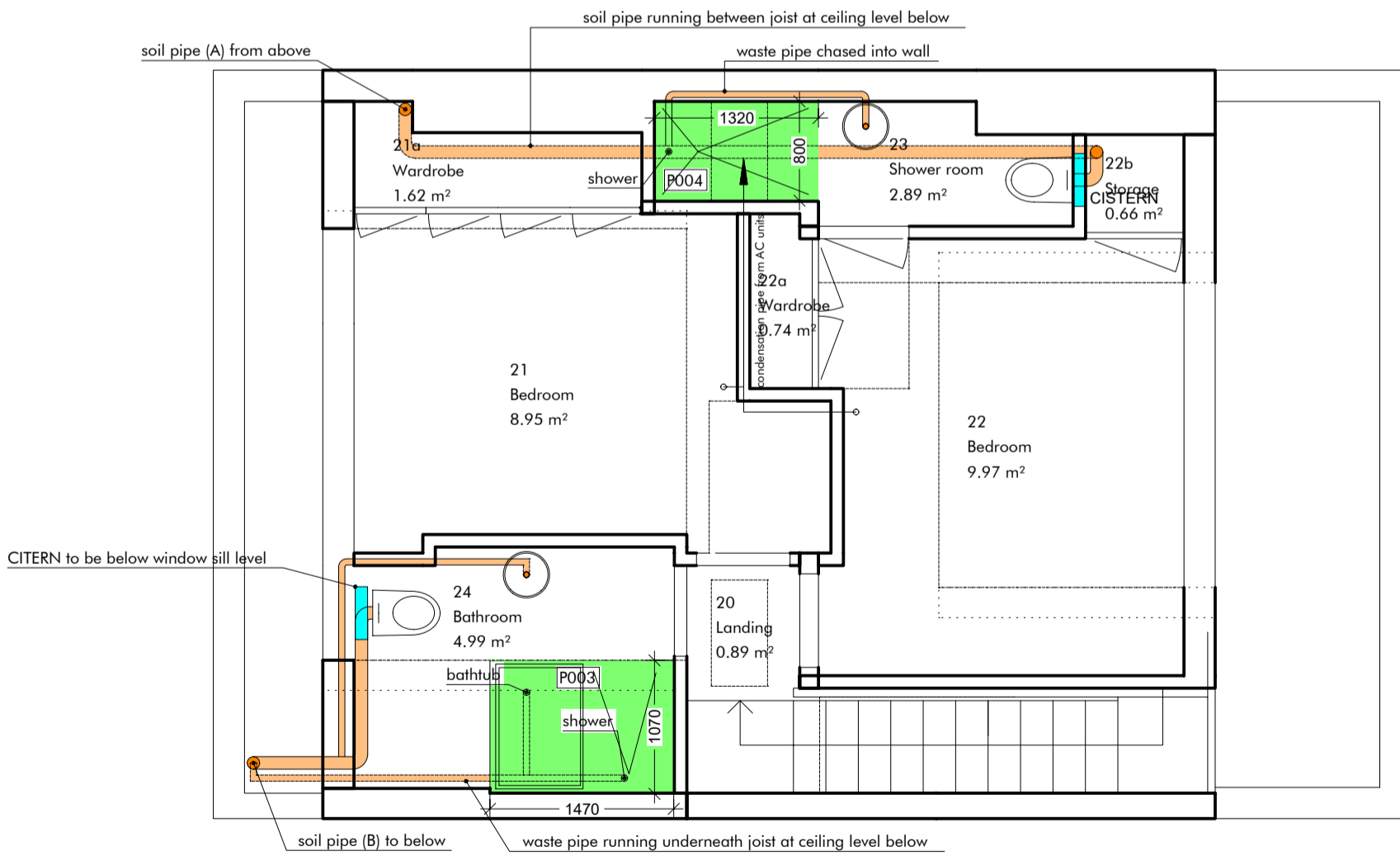
PROJECT 87 St Augustine's Road ADDRESS Camden, London NW1 9RR CLIENT: Richard & Miki Nava  
DRAWING TITLE M - Mechanical and ventilation  
DRAWING NO: AD22.03 SAR 3130 PURPOSE OF ISSUE: TENDER

projects@archetypes.design | archetypes.design | 07473 949960

SCALE: 1:50 FORMAT: @ A3



1 First level  
3140 scale 1:50 @A3



2 Second level  
3140 scale 1:50 @A3

This drawing is for pricing purpose only. No other use is permitted. Archetypes Design do not accept any liability for decisions or actions derived from interpretation, extrapolation or use of the information shown outside of its permitted use. No measured survey by third party has been undertaken to the date of this drawing. A measured survey by third party and checking against building regulations together with approval by Building Control Inspector are required before proceeding with the development of the design to the further stages. Dimensions are for reference only. No dimensions shall be taken from this drawing. Not for Construction.

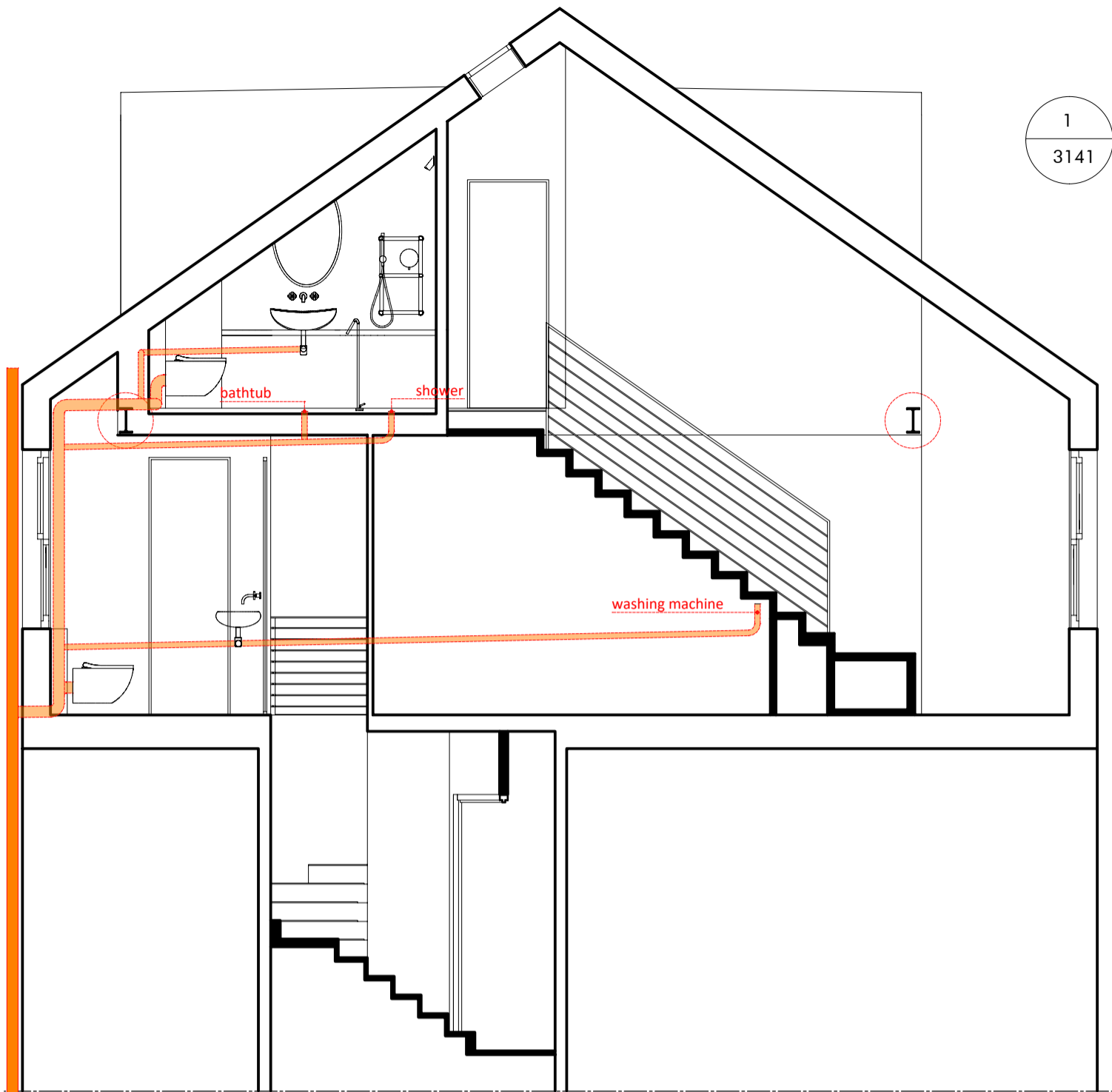
P001-4

Revision Release date Drawn/Checked NOTES  
16/03/2023 CB First issue for comments

PROJECT 87 St Augustine's Road ADDRESS Camden, London NW1 9RR CLIENT Richard & Miki Nava  
DRAWING TITLE P - Plumbing - plans  
DRAWING NO AD22.03 SAR 3140 PURPOSE OF ISSUE TENDER

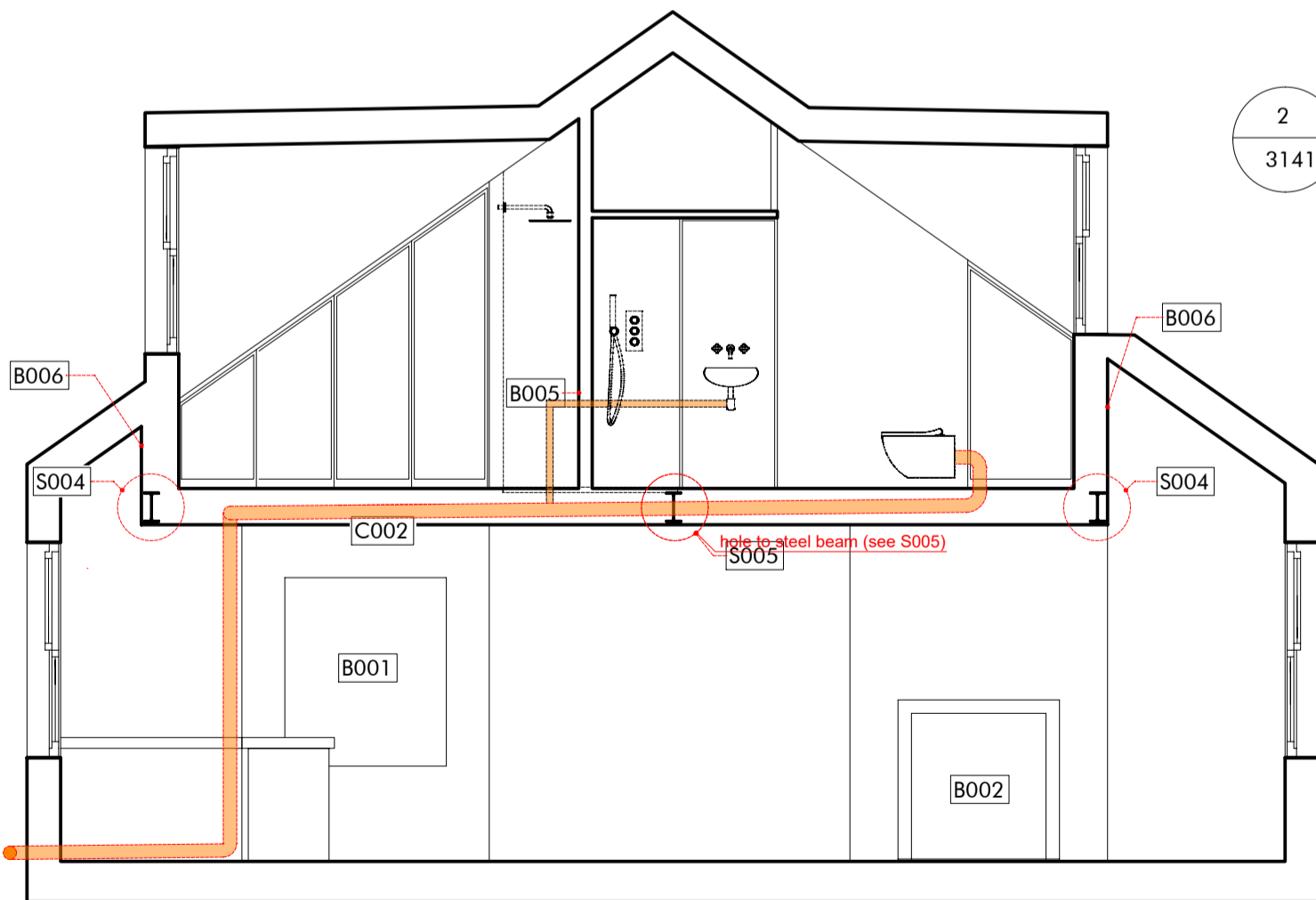
projects@archetypes.design | archetypes.design | 07473 949960

SCALE: 1:50 FORMAT: @ A3



1  
3141

Section 1-1  
scale 1:50 @A3



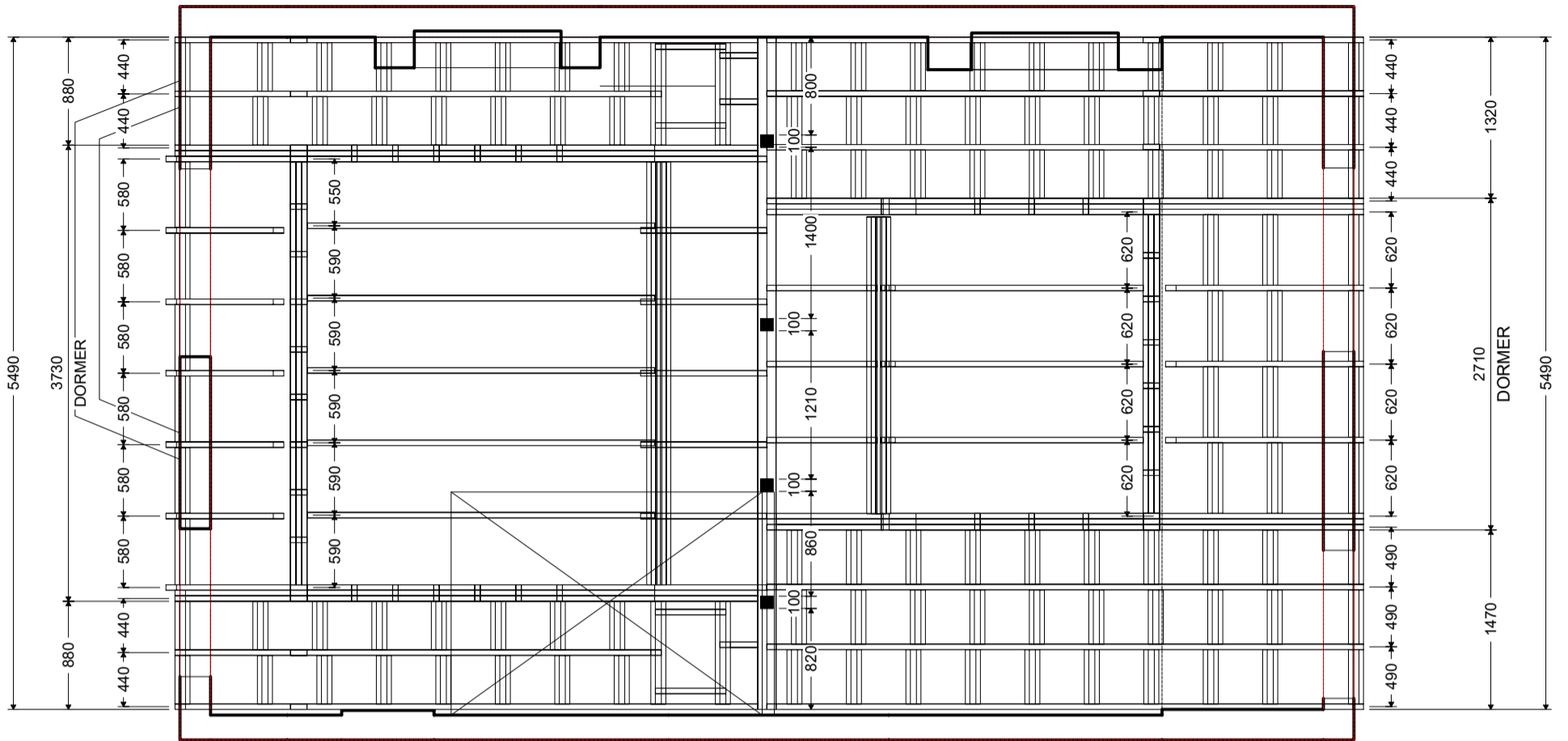
2  
3141

Section 2-2  
scale 1:50 @A3

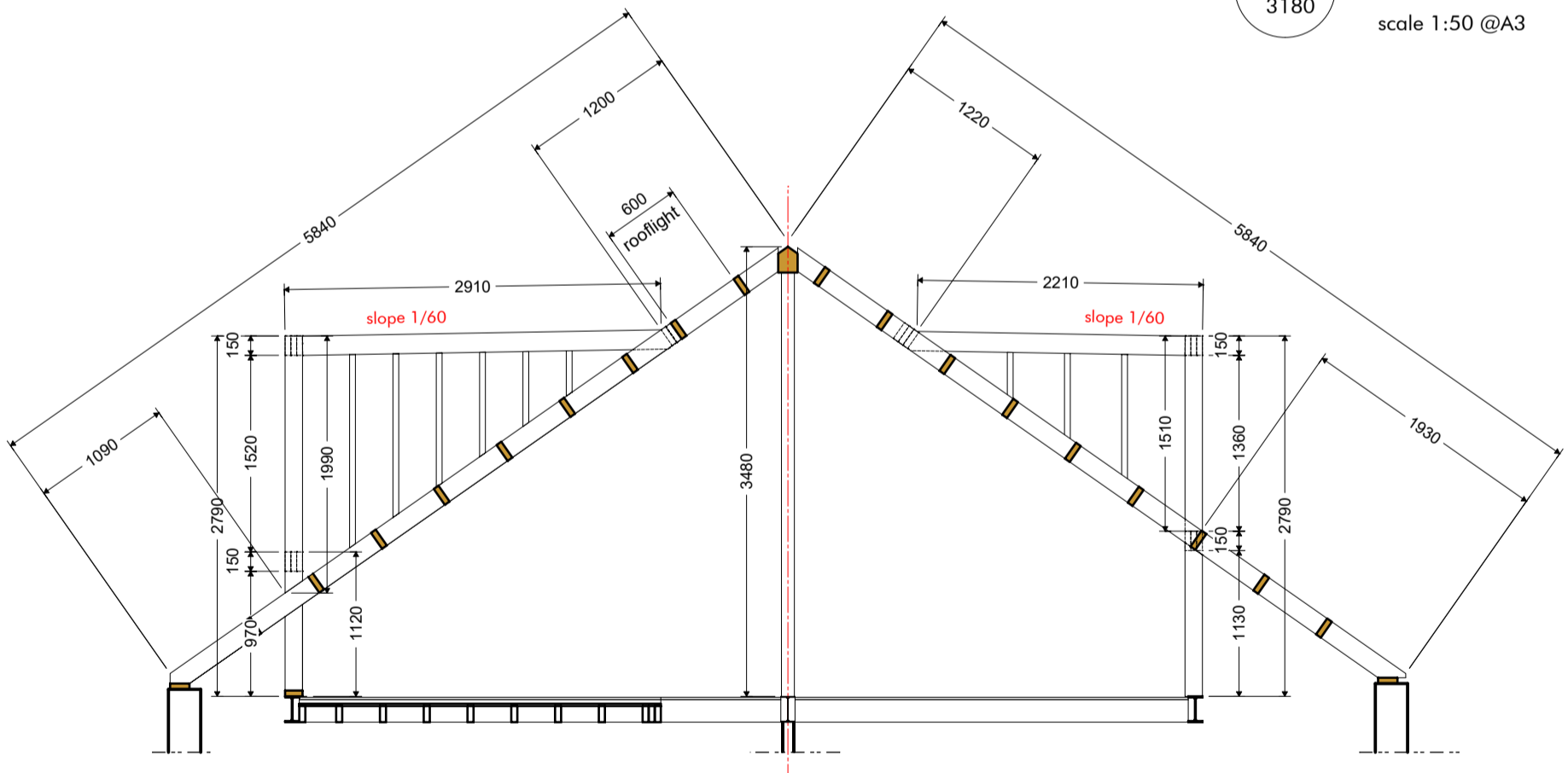
This drawing is for pricing purpose only. No other use is permitted. Archetypes Design do not accept any liability for decisions or actions derived from interpretation, extrapolation or use of the information shown outside of its permitted use. No measured survey by third party has been undertaken to the date of this drawing. A measured survey by third party and checking against building regulations together with approval by Building Control Inspector are required before proceeding with the development of the design to the further stages. Dimensions are for reference only. No dimensions shall be taken from this drawing. Not for Construction.

P001-4

**NOTE: TO BE CONFIRMED BY STRUCTURAL ENGINEER CALCULATION**



1  
3180  
First level  
scale 1:50 @A3



2  
3011  
Section 2-2  
scale 1:50 @A3

This drawing is for pricing purpose only. No other use is permitted. Archetypes Design do not accept any liability for decisions or actions derived from interpretation, extrapolation or use of the information shown outside of its permitted use. No measured survey by third party has been undertaken to the date of this drawing. A measured survey by third party and checking against building regulations together with approval by Building Control Inspector are required before proceeding with the development of the design to the further stages. Dimensions are for reference only. No dimensions shall be taken from this drawing. Not for Construction.

**R001-2**

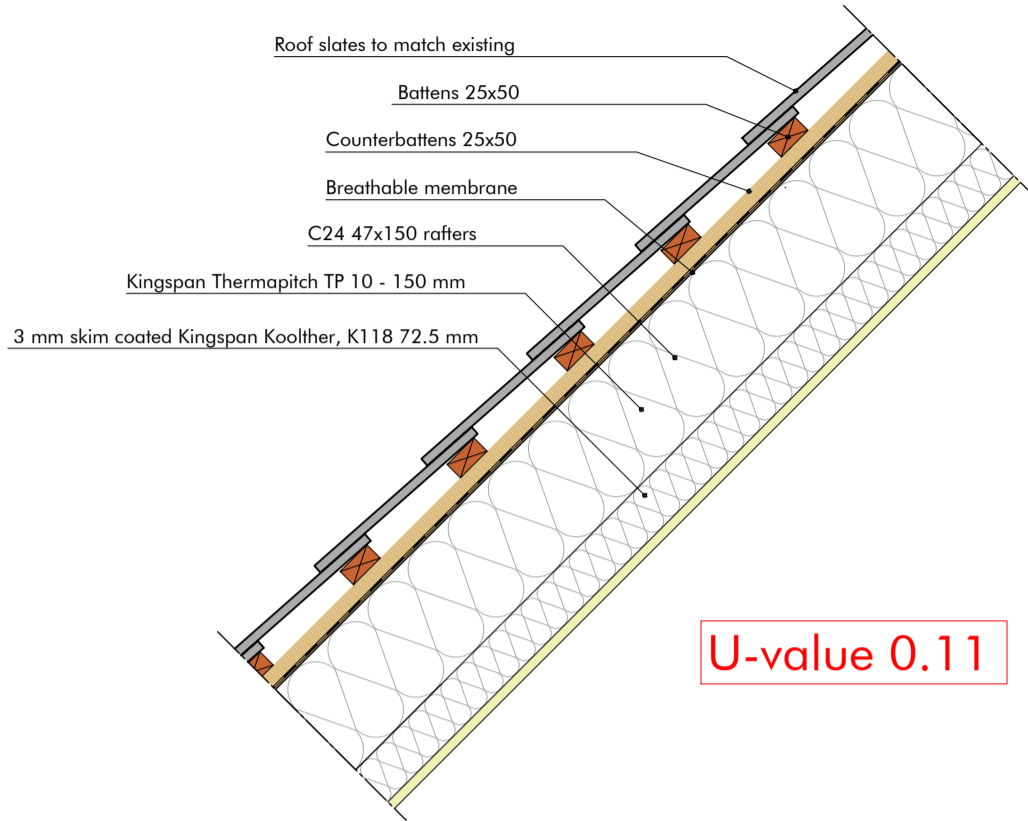
Revision Release date Drawn/Checked NOTES  
16/03/2023 CB First issue for comments

PROJECT 87 St Augustine's Road ADDRESS Camden, London NW1 9RR CLIENT: Richard & Miki Nava  
DRAWING TITLE R - Roof structure plans  
DRAWING NO AD22.03 SAR 3180 PURPOSE OF ISSUE: TENDER

projects@archetypes.design | archetypes.design | 07473 949960

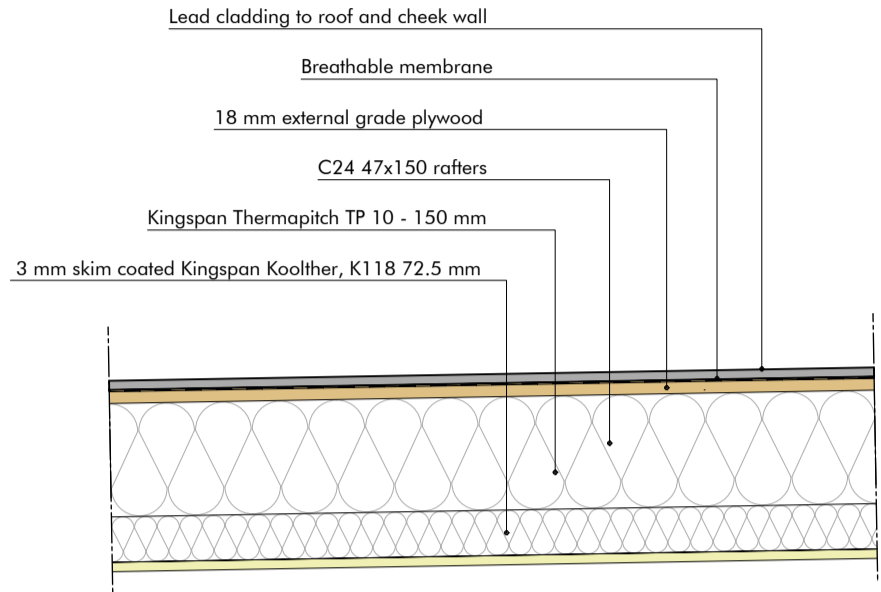
SCALE: 1:50 FORMAT: @ A3

**NOTE: TO BE CONFIRMED BY STRUCTURAL ENGINEER CALCULATION**



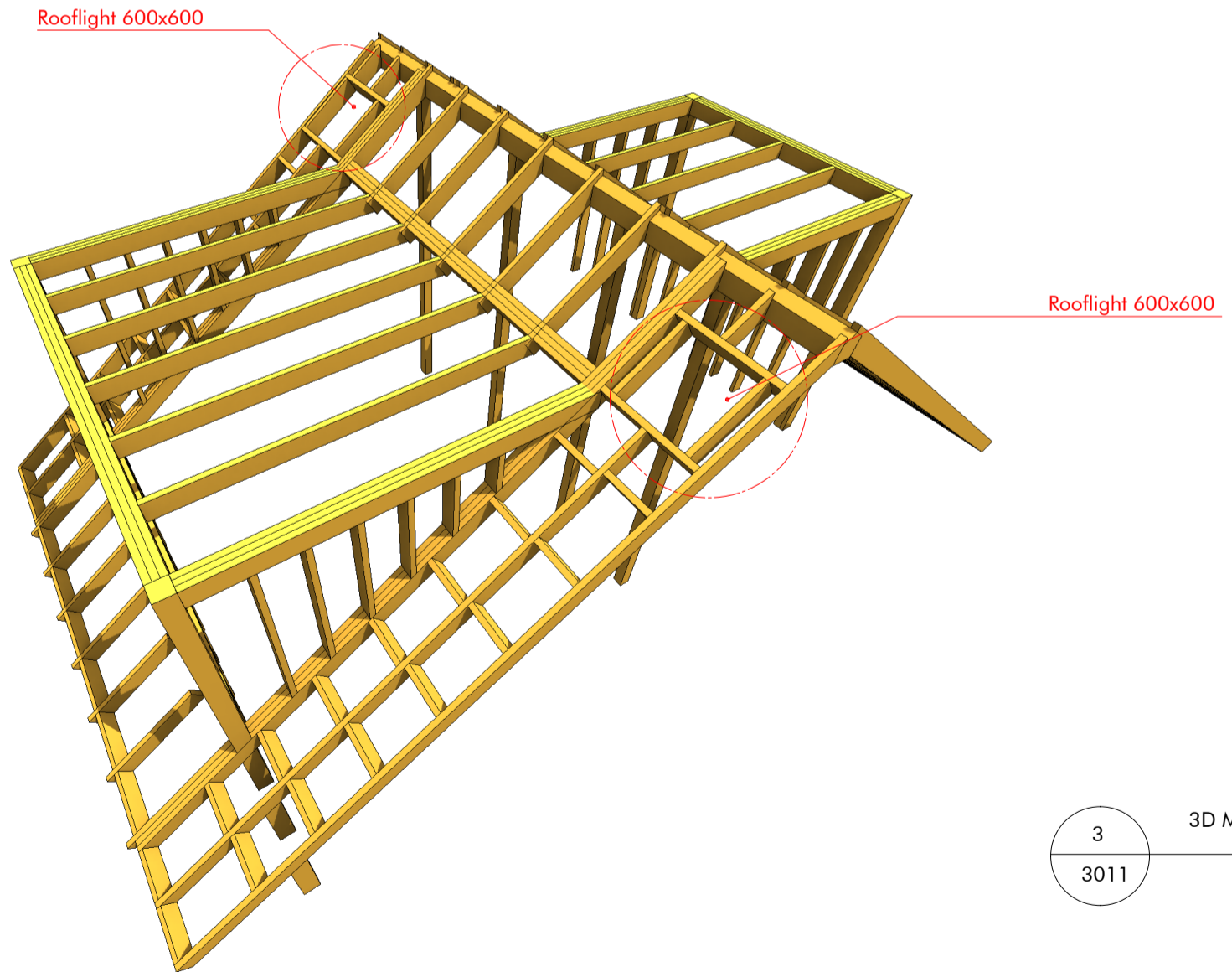
**U-value 0.11**

1 Pitch roof detail  
3182 scale 1:10 @A3



**U-value 0.11**

2 dormer roof detail  
3182 scale 1:10 @A3



3 3D Model  
3011

This drawing is for pricing purpose only. No other use is permitted. Archetypes Design do not accept any liability for decisions or actions derived from interpretation, extrapolation or use of the information shown outside of its permitted use. No measured survey by third party has been undertaken to the date of this drawing. A measured survey by third party and checking against building regulations together with approval by Building Control Inspector are required before proceeding with the development of the design to the further stages. Dimensions are for reference only. No dimensions shall be taken from this drawing. Not for Construction.

**R001-2**

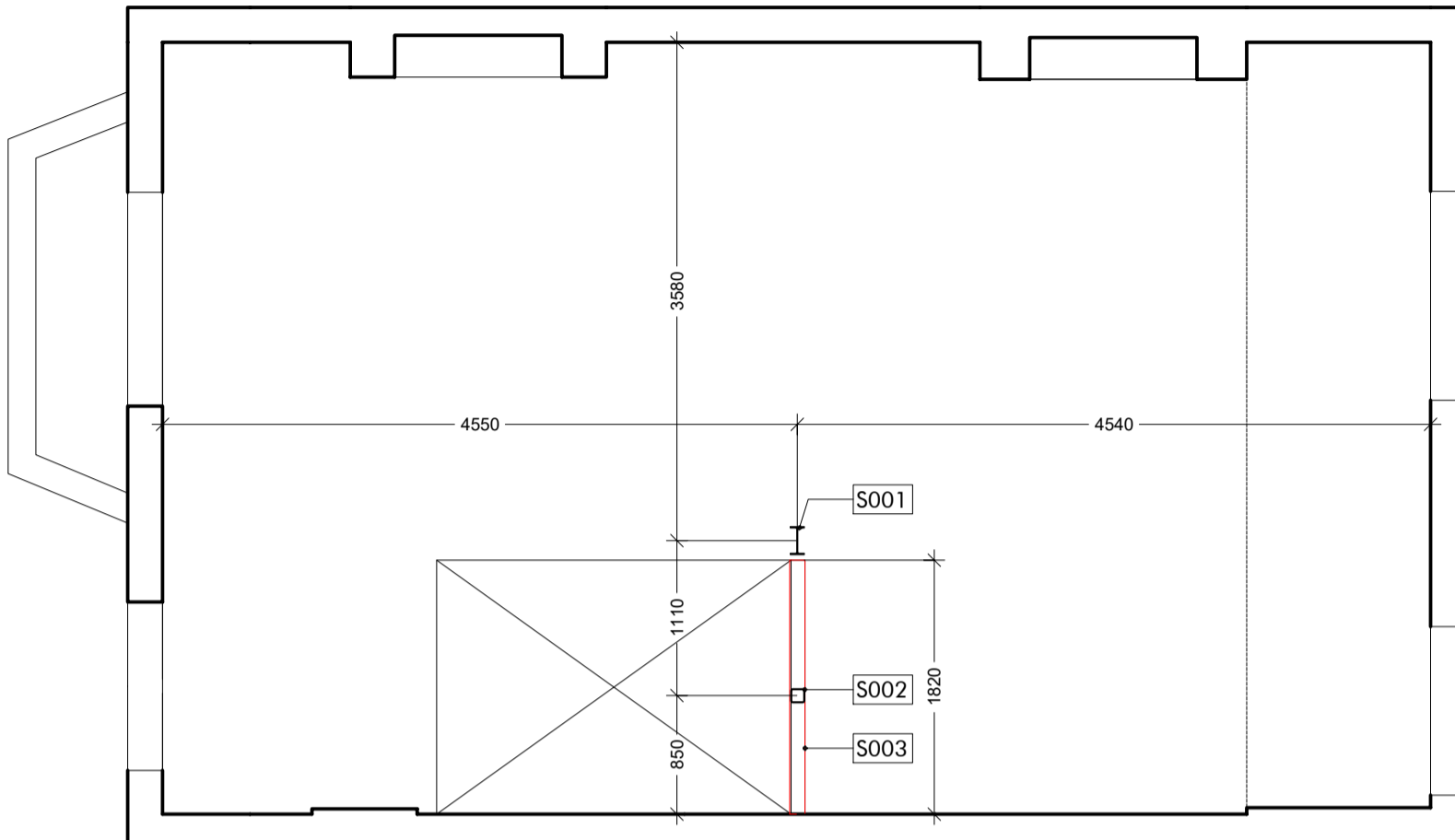
Revision Release date Drawn/Checked NOTES  
16/03/2023 CB First issue for comments

PROJECT 87 St Augustine's Road ADDRESS Camden, London NW1 9RR CLIENT Richard & Miki Nava  
DRAWING TITLE R - Roof structure detail  
DRAWING NO AD22.03 SAR 3181 PURPOSE OF ISSUE TENDER

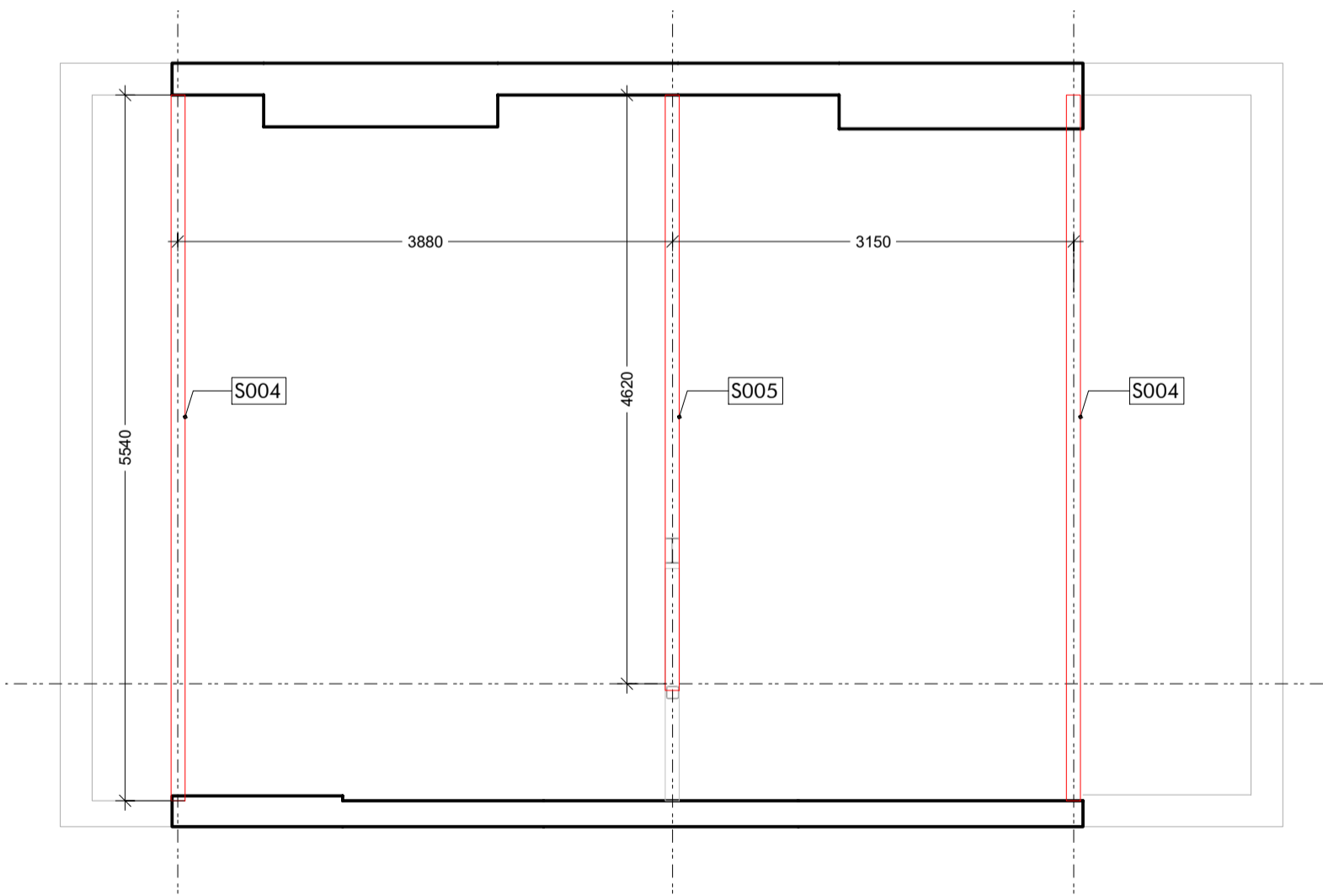
projects@archetypes.design | archetypes.design | 07473 949960

SCALE: 1:10 FORMAT: @ A3

**NOTE: TO BE CONFIRMED BY STRUCTURAL ENGINEER CALCULATION**



1 First level  
3190 scale 1:50 @A3



2 Second level  
3190 scale 1:50 @A3

This drawing is for pricing purpose only. No other use is permitted. Archetypes Design do not accept any liability for decisions or actions derived from interpretation, extrapolation or use of the information shown outside of its permitted use. No measured survey by third party has been undertaken to the date of this drawing. A measured survey by third party and checking against building regulations together with approval by Building Control Inspector are required before proceeding with the development of the design to the further stages. Dimensions are for reference only. No dimensions shall be taken from this drawing. Not for Construction.

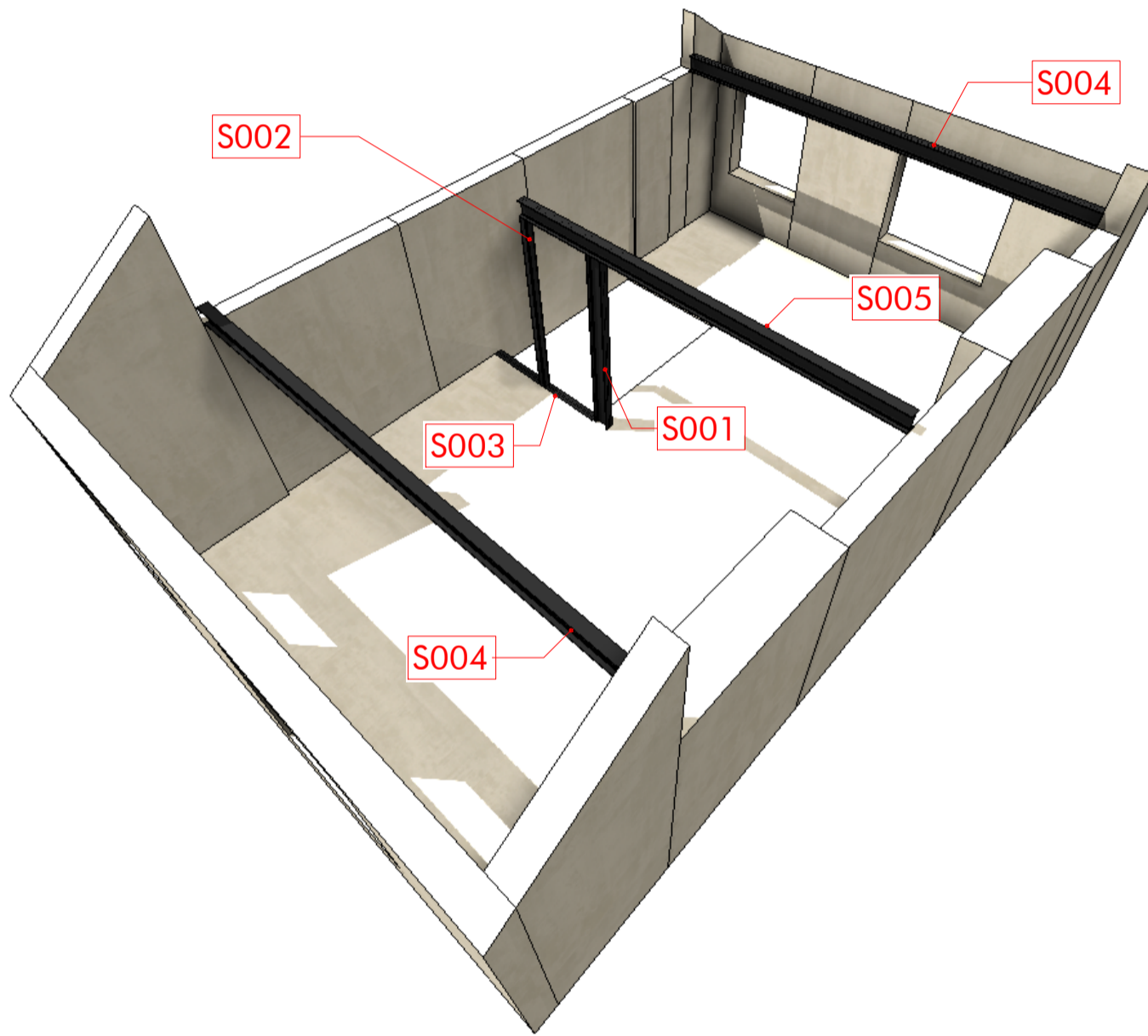
**S001-5**

Revision Release date Drawn/Checked NOTES  
- 16/03/2023 CB First issue for comments

archetypes.  
design  
projects@archetypes.design | archetypes.design | 07473 949960

PROJECT 87 St Augustine's Road ADDRESS Camden, London NW1 9RR CLIENT: Richard & Miki Nava  
DRAWING TITLE S - Steel and metalwork - structural steel plans  
DRAWING NO. AD22.03 SAR 3190 PURPOSE OF ISSUE: TENDER

SCALE: 1:50 FORMAT: @ A3



1  
3191

3D Model

scale 1:50 @A3

This drawing is for pricing purpose only. No other use is permitted. Archetypes Design do not accept any liability for decisions or actions derived from interpretation, extrapolation or use of the information shown outside of its permitted use. No measured survey by third party has been undertaken to the date of this drawing. A measured survey by third party and checking against building regulations together with approval by Building Control Inspector are required before proceeding with the development of the design to the further stages. Dimensions are for reference only. No dimensions shall be taken from this drawing. Not for Construction.

S001-5

Revision	Release date	Drawn/Checked	NOTES
-	16/03/2023	CB	First issue for comments


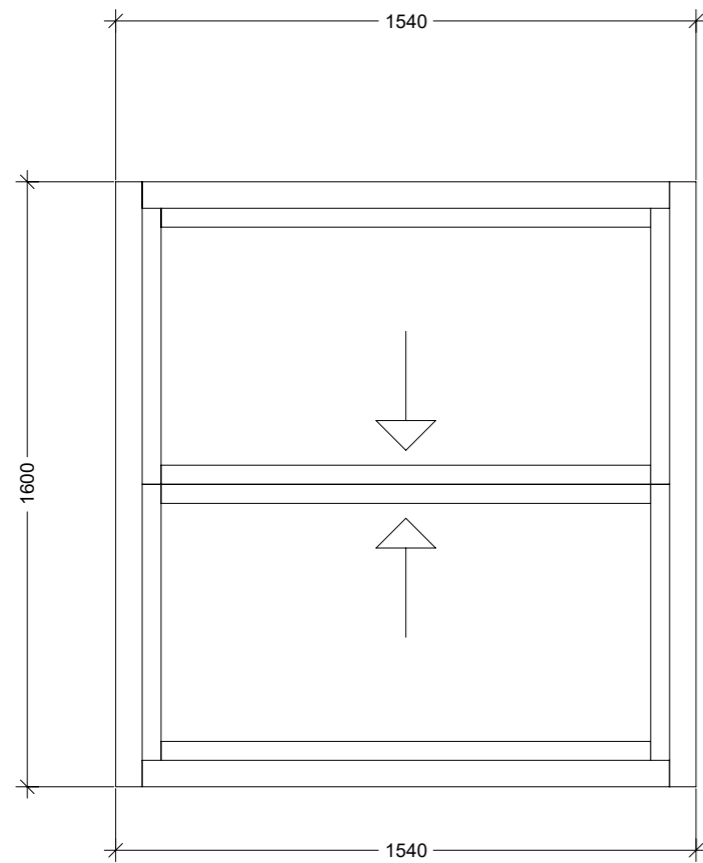
archetypes.  
design  
projects@archetypes.design | archetypes.design | 07473 949960

PROJECT	ADDRESS	CLIENT
87 St Augustine's Road	Camden, London NW1 9RR	Richard & Miki Nava
DRAWING TITLE S - Steel and metalwork - structural steel model		
DRAWING NO. AD22.03 SAR 3191		

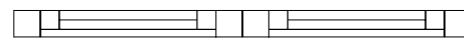
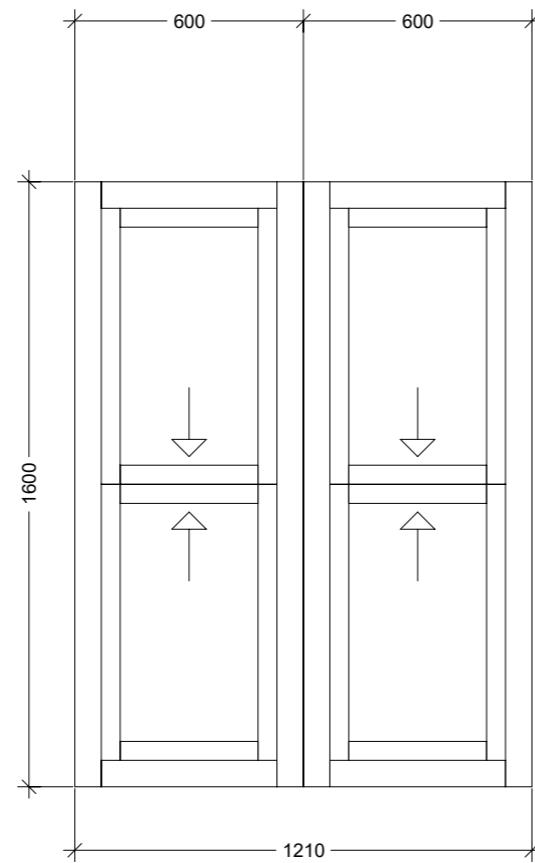
PURPOSE OF ISSUE:  
TENDER

SCALE:  
@ A3

1:50 @ A3


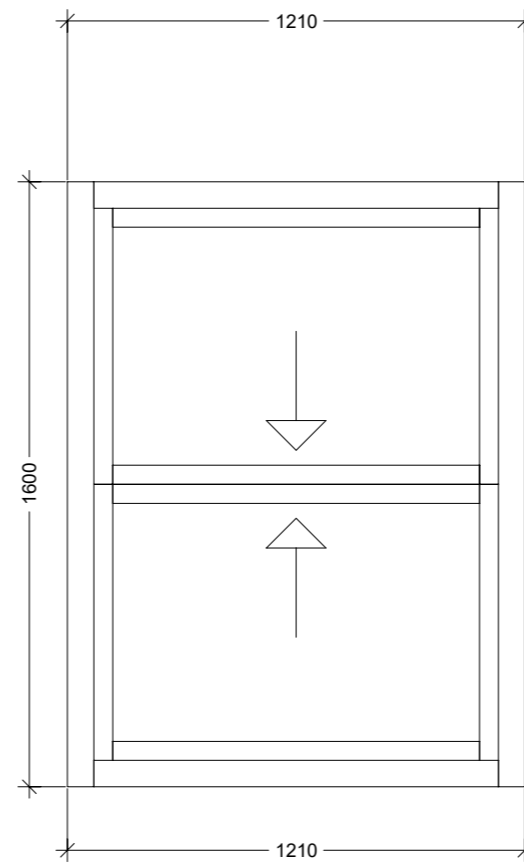


W  
1.3


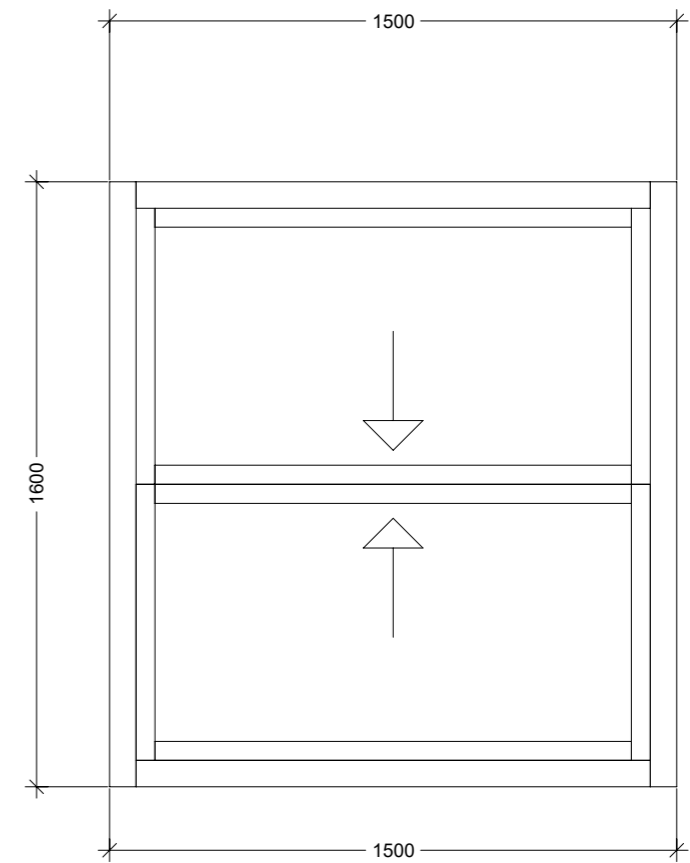


W  
1.4a

W  
1.4b



W  
1.1



W  
1.2

1  
3231

Windows schedule  
scale 1:20 @A3

W001-2

This drawing is for pricing purpose only. No other use is permitted. Archetypes Design do not accept any liability for decisions or actions derived from interpretation, extrapolation or use of the information shown outside of its permitted use. No measured survey by third party has been undertaken to the date of this drawing. A measured survey by third party and checking against building regulations together with approval by Building Control Inspector are required before proceeding with the development of the design to the further stages. Dimensions are for reference only. No dimensions shall be taken from this drawing. Not for Construction.

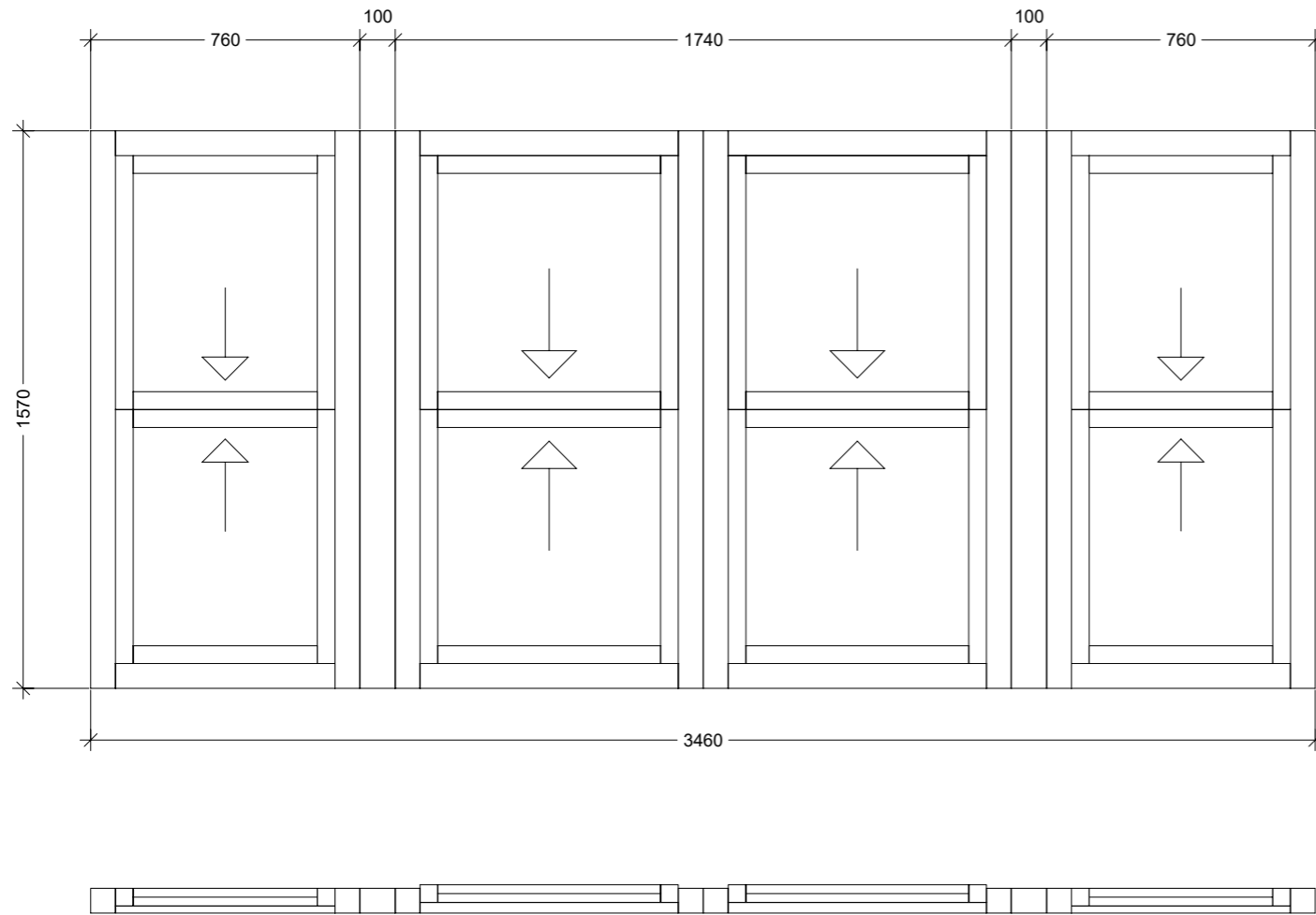
Revision Release date Drawn/Checked NOTES  
16/03/2023 CB First issue for comments

archetypes.  
design  
projects@archetypes.design | archetypes.design | 07473 949960

PROJECT 87 St Augustine's Road ADDRESS Camden, London NW1 9RR CLIENT Richard & Miki Nava  
DRAWING TITLE W - Windows schedule - Level 1  
DRAWING NO. AD22.03 SAR 3231 PURPOSE OF ISSUE TENDER

SCALE: 1:20 FORMAT: @ A3

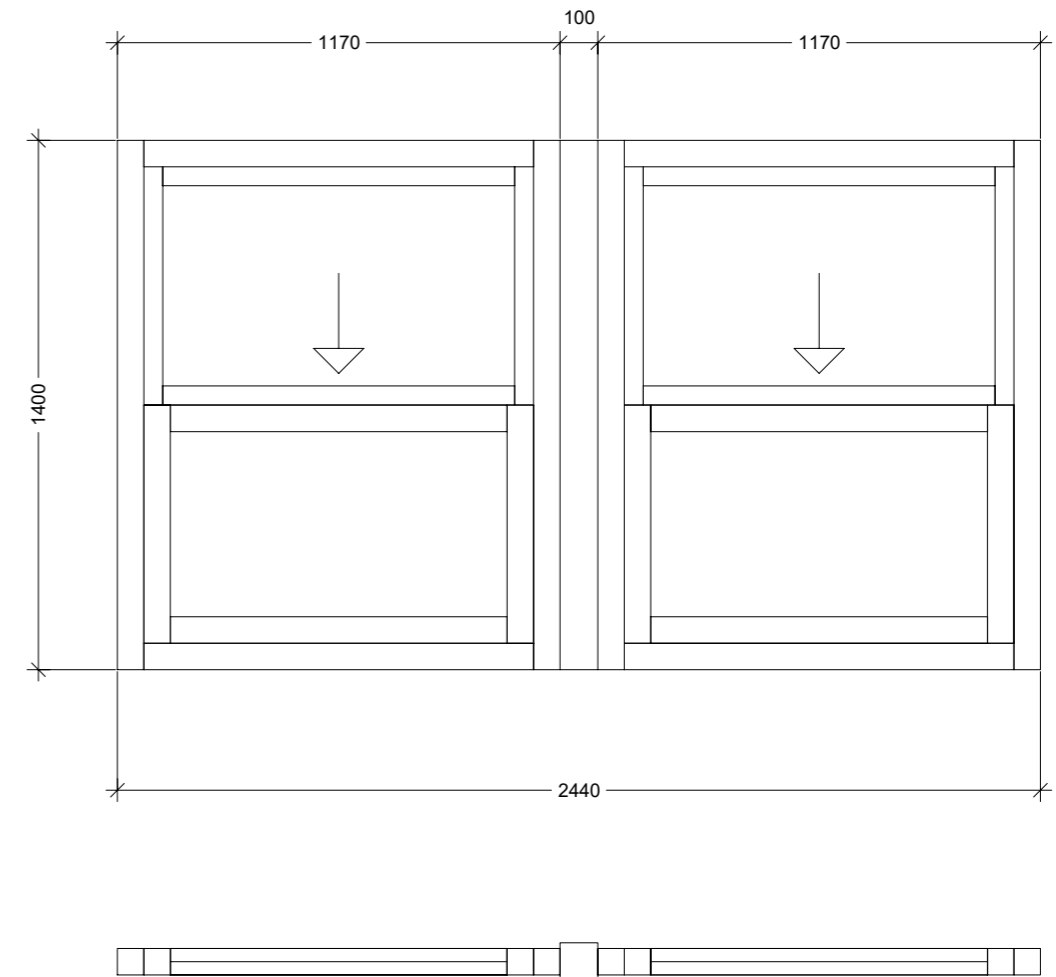




W  
2.1a

W  
2.1b

W  
2.1c



W  
2.2b

W  
2.2a

1  
3232

Windows schedule  
scale 1:20 @A3

W001-2

This drawing is for pricing purpose only. No other use is permitted. Archetypes Design do not accept any liability for decisions or actions derived from interpretation, extrapolation or use of the information shown outside of its permitted use. No measured survey by third party has been undertaken to the date of this drawing. A measured survey by third party and checking against building regulations together with approval by Building Control Inspector are required before proceeding with the development of the design to the further stages. Dimensions are for reference only. No dimensions shall be taken from this drawing. Not for Construction.

Revision	Release date	Drawn/Checked	NOTES
-	16/03/2023	CB	First issue for comments

archetypes.  
design  
projects@archetypes.design | archetypes.design | 07473 949960

PROJECT: 87 St Augustine's Road  
ADDRESS: Camden, London NW1 9RR  
CLIENT: Richard & Miki Nava  
DRAWING TITLE: W - Window shedule - Level 2  
DRAWING NO: AD22.03 SAR 3232  
PURPOSE OF ISSUE: TENDER

SCALE: 1:20  
FORMAT: @ A3