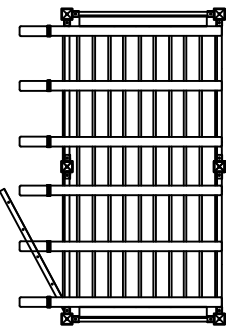
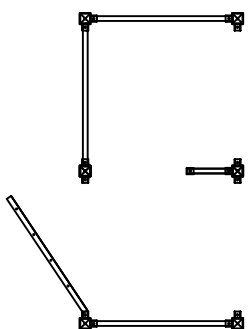


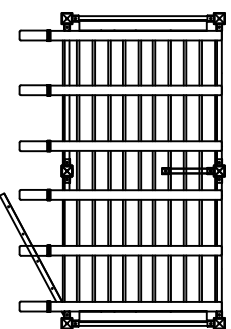
Model DSE-1 (36")



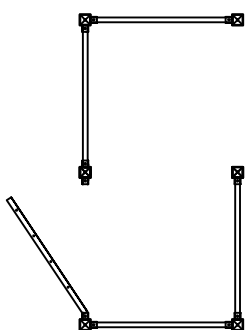
DSE-1 TOP VIEW
N.T.S.



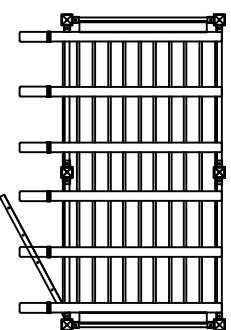
Model DSE-2 (36")



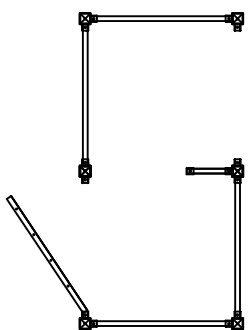
DSE-2 TOP VIEW
N.T.S.



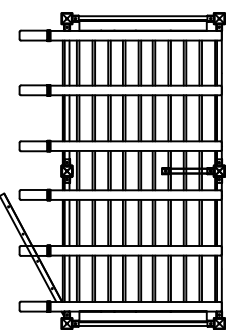
Model DSE-3 (36")



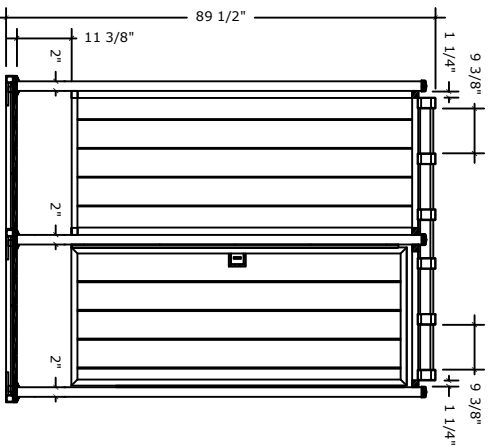
DSE-3 TOP VIEW
N.T.S.



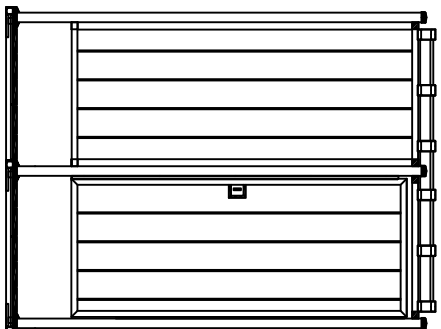
Model DSE-4 (36")



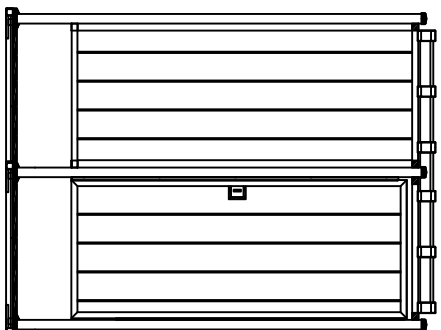
DSE-4 TOP VIEW
N.T.S.



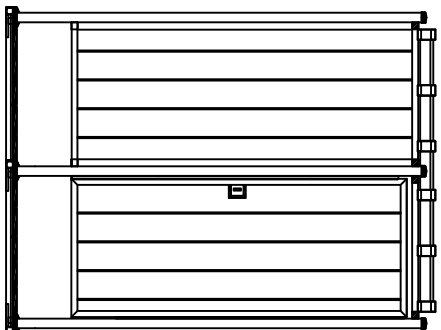
DSE-1 ELEVATION
N.T.S.



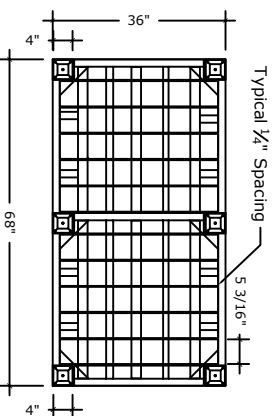
DSE-2 ELEVATION
N.T.S.



DSE-3 ELEVATION
N.T.S.



DSE-4 ELEVATION
N.T.S.



TYPICAL DOUBLE FRAME WITH DECKING
N.T.S.

Serenity Enclosures