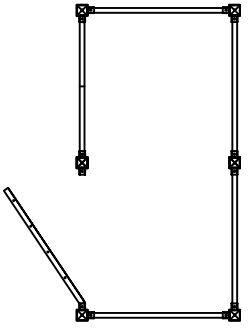
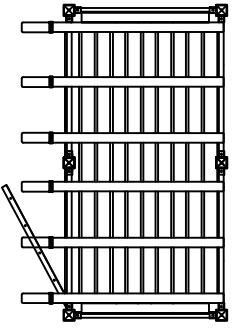


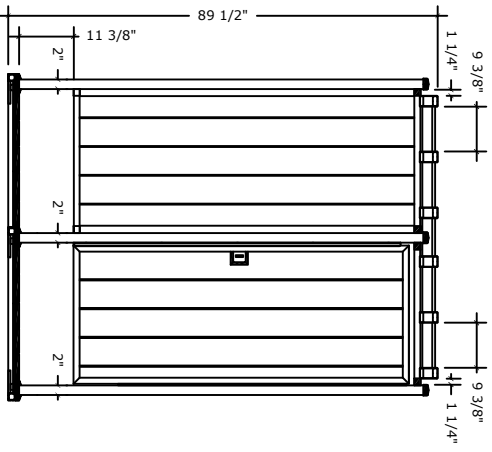
# Serenity Enclosures



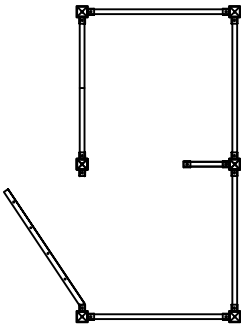
Model DSE-5 (36")



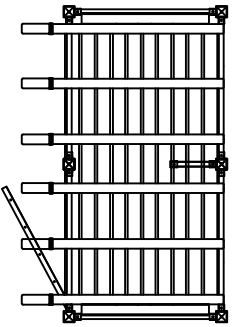
DSE-5 TOP VIEW  
N.T.S.



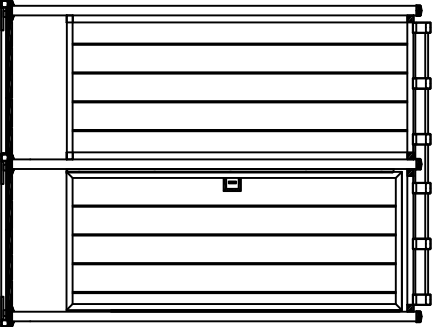
DSE-5 ELEVATION  
N.T.S.



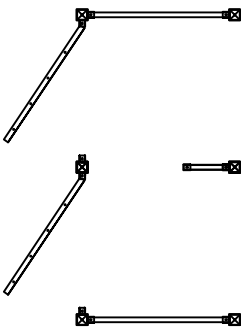
Model DSE-6 (36")



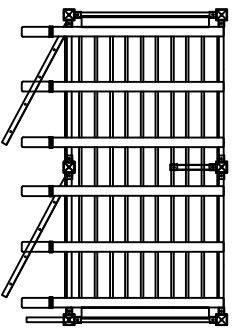
DSE-6 TOP VIEW  
N.T.S.



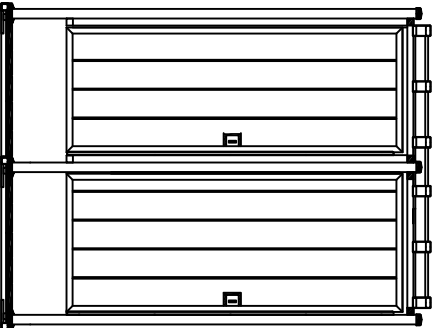
DSE-6 ELEVATION  
N.T.S.



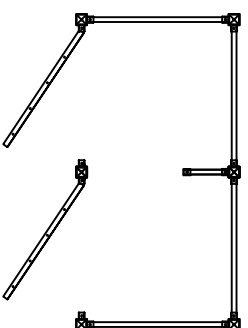
Model DSE-7 (36")



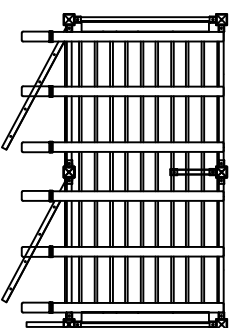
DSE-7 TOP VIEW  
N.T.S.



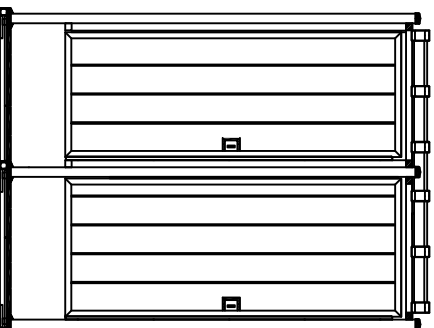
DSE-7 ELEVATION  
N.T.S.



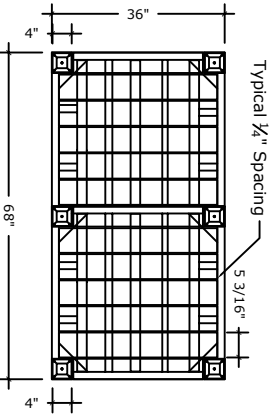
Model DSE-8 (36")



DSE-8 TOP VIEW  
N.T.S.



DSE-8 ELEVATION  
N.T.S.



TYPICAL DOUBLE FRAME WITH DECKING  
N.T.S.

Typical 1/4" Spacing

5 3/16"