



# Wolf River Basketry Fall Workshop

September 25, 26 & 27 - 2026

Wolf River Lutheran High School

W7467 River Bend Road, Shawano WI

[www.WolfRiverBasketryGuild.com](http://www.WolfRiverBasketryGuild.com)

## FRIDAY EVENING

September 25, 2026 • 5:00pm - 9:00pm

Please note skill level required. Pictures not to scale; check sizes given for each basket.

### Small Random Weave

by Anne Bowers




**Size:** 4" tall x 3" wide

**Weaving Level:** All      **Materials Fee:** \$38.

In this class, Anne will cover the basics of starting and weaving a random weave basket. These baskets are surprisingly sturdy and are a great way to use leftover reed. Variety of colors will be provided.

### Table Runner

by Gina Kieft



Friday Evening &  
Saturday

**SORRY FULL**

**Size:** 15" Length x 6" Width x 3" Height

**Weaving Level:** Advance


**Materials Fee:** \$78.

This twisting twill base is an eye-catching element in this beautiful basket. Many color options will be available to choose from. After completing the base weaving, learn a 4 x 1 twill weave up the sides of the basket. Pattern is provided with both written and graph instructions for weaving ease. Twill experience is needed to complete the basket during class hours. Shaping and spoke placement will be emphasized in class to achieve the desired shape of this basket.

**SPECIAL TOOLS NEEDED:** Spoke weight & small packing tool.

### Six Coasters

by Laura Lee Zanger



**Size:** 5" x 5"

**Weaving Level:** Intermediate      **Materials Fee:** \$60.

There are six 1-3-5 twill designs in this set of coasters. It is easier to learn & weave a twill design when you make it flat on the table. This is an exercise for learning the 1-3-5 twill technique. The coasters are secured by twinning the perimeter with waxed linen. The fringe is cut using a rotary cutter. You can make as many of the coasters in class as time allows. Your kit contains enough material for six coasters.

**SPECIAL TOOLS NEEDED:** Sm. metal spoke weight & small bent tip packing tool.

**PLEASE BRING** your basic weaving supplies—water bucket, pencil, basket scissors, packing tool, clothes pins, knife or shaving tool, spoke weight and band aids. Any special items listed in the class description's "SPECIAL TOOLS NEEDED" section. A good attitude and patience.

**Class Hours:** Friday 5:00 - 9:00;

Saturday 8:30 - 6:00; Sunday 8:30 - 3:30

**Lunch Hours:** 11:30 - 1:00

**Vendor Hours:**

Friday 5:00 - 9:00; Saturday 7:30 - 6:00;

Sunday 7:30 - 3:00

**Public Hours:** Saturday 11:30 - 1:00;

Sunday 7:30 - 3:00

Check our website for updates!  
[www.WolfRiverBasketryGuild.com](http://www.WolfRiverBasketryGuild.com)

**SATURDAY**

**September 26, 2026 • 8:30am - 6:00pm**

*Please note skill level required. Pictures not to scale; check sizes given for each basket.*

### **Egg Basket** *by Anne Bowers*




**Size:** 15" Length 12" Height

**Weaving Level:** Intermediate      **Materials Fee:** \$65.

This lovely Egg Basket is made in the traditional Appalachian way, with an 'ear' to join the 8" hoops, primary and secondary ribs (which students can choose to use dyed or natural ribs), and all of the basic techniques that allow students to make a well-shaped basket. Let Anne show you how to sight and whittle the ribs, create a smooth shape in the basket, and weave so that the basket sits well and how to decrease the weavers for a neat looking finish. Student may not complete basket in class, but will know how to complete the weaving.

**SPECIAL TOOLS NEEDED:** Pencil, sharp knife & awl.

### **Table Runner** *by Gina Kieft*



Friday Evening &  
Saturday  
**SORRY FULL**

**Size:** 15" Length x 6" Width x 3" Height

**Weaving Level:** Advance

**Materials Fee:** \$78.

This twisting twill base is an eye-catching element in this beautiful basket. Many color options will be available to choose from. After completing the base weaving, learn a 4 x 1 twill weave up the sides of the basket. Pattern is provided with both written and graph instructions for weaving ease. Twill experience is needed to complete the basket during class hours. Shaping and spoke placement will be emphasized in class to achieve the desired shape of this basket.

**SPECIAL TOOLS NEEDED:** Spoke weight & small packing tool.

### **4-Block Twill Urn** *by Laura Lee Zanger*



**Size:** 8" Long x 8" Wide x 5-6" Diameter x 13.5" Height

**Weaving Level:** Intermediate      **Materials Fee:** \$95.

This basket is all about the 4-block twill technique. The base is one block with the lightest color in the center forming a star or pinwheel. As you use the same block graph to weave the sides the same visual design appears. The weaving changes for the neck as you weave over and under the color groups of fours that allows you to shape your urn. Color choices are browns or blues. Choose one color for your class basket.

**SPECIAL TOOLS NEEDED:** Spoke weight & small packing tool.

#### **SKILL LEVELS**

Please evaluate your skill level not only for your total weaving experience, but also for your experience in the techniques offered in the class you are considering. Beginners qualify for classes labeled all levels.

#### **Advanced Beginner**

Weavers are becoming proficient in basic weaving techniques including over/under weaving, start/stop weaving, twining, and rim lashing. They are learning to control shape. They will be introduced to new pattern weaves such as twill, different twining methods, and rim and handle finish variations. If you are taking a class in a material you have never used, you are a beginner in that class.

#### **Intermediate**

Weavers are gaining proficiency in weaving techniques. They have no trouble setting up bases, twining, over/under weaves and rims using the materials offered for a class.

#### **Advanced**

Weavers are proficient or have mastered weaving techniques. They are ready to take on more challenging projects. Teachers depend on students to have achieved this skill level to attend their class. Basic skills are not reviewed due to time constraints.

**FALL WORKSHOP ACCOMMODATIONS** - Boarders Inn and Suites, W7393 River Bend Road, Shawano Wisconsin

A block of rooms is reserved for participants at Boarders Inn & Suites. Call 1-800-424-6423 or 1-715-524-9090 use code WOLF260924-230957 when reserving a room to get a reduced rate of \$145.00 (Single or Double)

**Room rates will no longer be guaranteed after August 31, 2026.**

**SUNDAY**

**September 27, 2026 • 8:30am - 3:30pm**

*Please note skill level required. Pictures not to scale; check sizes given for each basket.*

## Small Watermelon Basket

*by Anne Bowers*



**Size:** 6" Square

**Weaving Level:** Beginner

**Materials Fee:** \$50.

Made on square hoops, the ribs are pre-shaped. Handles are twill woven. Basic ribbed basket technique are used —god's eyes, sighting ribs, whittling and weaving the basket to a successful conclusion. Small (6" square) have all primary ribs. Buttons are handmade and shaped like watermelon seeds.

**SPECIAL TOOLS NEEDED:** Pencil, sharp knife & awl, shears.

## Larkspur

*by Gina Kieft*



**Size:** 10" Length x 7" Width x 6" Height 10" w/handle

**Weaving Level:** All

**Materials Fee:** \$72.

Started on a wood base with the spokes glued in prior to class, choose your favorite color to learn triple twine with a step up. Using chair cane dyed to match the twining, chase weave up the sides of the basket - the dyed chair cane adds a great marbled effect to the side. The interesting embellishment of Lark's head knots are also made with dyed chair cane. Use the dyed cane and round reed to compliment the rim. Add a handle for easy carrying.

**SPECIAL TOOLS NEEDED:** Small packing tool.

## Twill Treats

*by Laura Lee Zanger*



**Size:** 8" Length x 8" Width x 5" Height

**Weaving Level:** All

**Materials Fee:** \$65.

The Twill Treats are made using the 1-3-5 twill number rhythm. You will learn the mantra of this technique. There are twelve designs from beginner to advanced. You can choose the design for your class basket according to your comfort level. This experience will prepare you to move onto more twill basketry. The pattern includes all the graphs in order of level of difficulty.

**SPECIAL TOOLS NEEDED:** Metal spoke weight, 12 alligator clips and small bent tip packing tool.



## BRING BACK THE EDGE!

Is your gear feeling dull? Don't struggle with blunt blades—get them professionally sharpened at the **Wolf River Basketry Fall Workshop!**

### **We sharpen almost anything with a blade:**

- Craft & Garden: Basketry Shears, Scissors, Pinking Shears and Pruning Shears.
- Kitchen & Field: Kitchen Knives & Hunting Knives.
- Woodworking: Scorps, Draw Knives & Plane Knives.
- Power Tools: Chain Saw blades (must be removed from the saw).

**Pricing** - Basketry Shears & Scissors \$3.00. Chainsaw blades start at \$6.00. All other items \$1.00 per inch of blade length.

September 25, 26 & 27, 2026

Fri. 5pm-9pm; Sat. 7:30am-6pm; Sun. 7:30am-1:00pm

**WOLF RIVER LUTHERAN HIGH SCHOOL**

W7467 River Bend Road, Shawano



# Wolf River Basketry Fall Workshop



September 25, 26, & 27 • Wolf River Lutheran School

www.WolfRiverBasketryGuild.com

## 2026 REGISTRATION FORM *Please print carefully*

Name \_\_\_\_\_

Address \_\_\_\_\_

City \_\_\_\_\_ State \_\_\_\_\_ Zip \_\_\_\_\_

Phone (\_\_\_\_\_) \_\_\_\_\_ E-mail \_\_\_\_\_

Please indicate if this is your first time attending our workshop.

### REGISTRATION FEE

- \$75/3 day (Fri. Sat. & Sun.)    
 \$45/1 day (Sat. or Sun.)    
 \$20 - Friday night only  
 Make check payable to: **Wolf River Basketry Guild.**

In the spaces below, list your class choices in the order of preference for each day. Making only one choice will not guarantee you a space in that class. You must list your 3 choices per day. All classes will be filled on a first come-first served basis according to postmark.

**Registration Deadline: July 15, 2026**

### CLASS CHOICES

Teacher	Friday Eve. 5:00pm - 9:00pm	Saturday 8:30am - 6:00pm	Sunday 8:30am - 3:30pm
Anne Bowers ..... <b>AB</b>	Small Random Weave	Egg Basket	Small Watermelon Basket
<del>Gina Kieft .....</del>	<del>Table Runner</del> <small>two-day class FULL</small>		<del>Larkspur Basket FULL</del>
Laura Lee Zanger ... <b>LZ</b>	Six Coasters	4-Block Twill Urn	Twill Treats Basket

**Please label HERE with teachers INITIALS**

**Friday:** 1st Choice \_\_\_\_\_ **Saturday:** 1st Choice \_\_\_\_\_ **Sunday:** 1st Choice \_\_\_\_\_  
**Friday:** 2nd Choice \_\_\_\_\_ **Saturday:** 2nd Choice \_\_\_\_\_ **Sunday:** 2nd Choice \_\_\_\_\_  
**Friday:** 3rd Choice \_\_\_\_\_ **Saturday:** 3rd Choice \_\_\_\_\_ **Sunday:** 3rd Choice \_\_\_\_\_

Confirmation notices will be sent after July 15, 2026, via e-mail or regular mail. Once you receive verification of your classes, please send a check made out to your teacher(s), post-dated for 9/25/2026. **Lunch options will be included with your confirmation letter.**

I understand that a refund, minus \$25 processing fee, may be obtained until August 13, 2026. After this date, no refunds are issued.

I understand I cannot change classes once workshops are assigned.

Signed \_\_\_\_\_ Date \_\_\_\_\_

### CHECKLIST for your convenience

Registration Fee Enclosed Of \_\_\_\_\_

[ ] Check made payable to Wolf River Basketry Guild (registration fee)

[ ] Included a stamped self-addressed envelope for mailed confirmation.

[ ] Your class choices filled in.

**Mail this form and registration fee to:**

Eileen Johnson, 2669 Belle Plane Road, Green Bay WI 54313

**Questions please contact:** Eileen Johnson, 920-770-5258 or deweyeil5421@gmail.com