


LIFE-SAVING RULES

STAR

STAR - Stop, Think, Act, Review



- I take time to review the task I am about to undertake before starting
- I understand that I am empowered to stop work if I feel the task I am being asked to perform is unsafe or I am not competent
- I am empowered to approach and stop anyone else who is working unsafely

Underground Services

Avoiding danger from underground services



- I ensure all relevant utility plans and drawings have been obtained
- I ensure a comprehensive risk assessment & permit are in place
- I inspect the ground for any visible "scars" or marks from previous excavation work or repairs
- I ensure the CAT and Genny is used to scan the entire work area and continues to be used every 150mm of excavation.

Situational Awareness

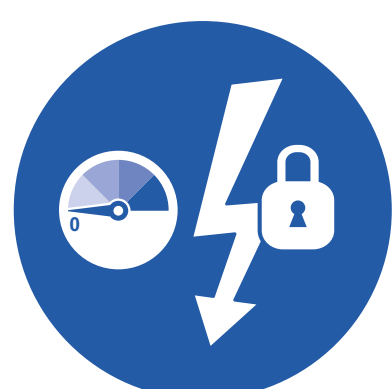
Keep yourself and others out of the line of fire



- I check my immediate 3m area, I then check my secondary 10m area to ensure I am safe
- I position myself to avoid:
 - vehicles
 - pressure releases
 - dropped objects
 - hidden services
- I verbalise critical safety tasks as I undertake them

Energy Isolation

Verify isolation and zero energy before work begins



- I have identified all energy sources, both above and below ground
- I am authorised & competent to isolate
- I confirm that hazardous energy sources have been isolated, locked, proven, and tagged
- I have checked there is zero energy and tested for residual or stored energy

Mechanical Lifting

Plan lifting operations and control the area



- I confirm that the equipment has been inspected and is fit for purpose
- The lift has been reviewed by a Bridges Lifting AP and is authorised
- I only operate equipment that I am qualified to use
- I establish and obey barriers and exclusion zones
- I never walk under a suspended load

Working at Height


Protect yourself against a fall when working at height



- I inspect my fall protection equipment before use
- I secure tools and work materials to prevent dropped objects
- I tie off 100% to approved anchor points while outside a protected area
- I only use appropriately designed equipment for working at height

Confined Space

Obtain authorisation before entering a confined space



- I confirm energy sources are isolated
- I confirm the atmosphere has been tested and is monitored
- I check and use my breathing apparatus when required
- I confirm there is an attendant standing by
- I confirm a rescue plan is in place
- I obtain authorisation to enter

Sources of Ignition or Harm

Control ignition sources and hidden causes of harm



- I identify and control ignition sources
- Before starting any hot work:
 - I confirm flammable material has been removed or isolated
 - I am not in a hazardous area
 - I obtain authorisation
- I follow safe excavation (breaking ground) procedures & identify all hidden services
- I have a valid permit in place

Driving

Follow safe driving rules



- I always wear a seatbelt
- I do not exceed the speed limit, and reduce my speed for road conditions
- I do not make calls or operate devices while driving
- I am fit, rested and fully alert while driving
- I check my vehicle particularly tyres and lights before starting my journey

Further Information

For further information on managing the above and other workplace hazards, please consult Bridges Essential Standards, Electrical & Mechanical Safety Rules or discuss with a member of the SHEQ Team
Additional information is available on the Bridges Health & Safety Intranet