

ESSENTIAL  
STANDARD  
no.11

# Temporary Oils & Chemical Storage

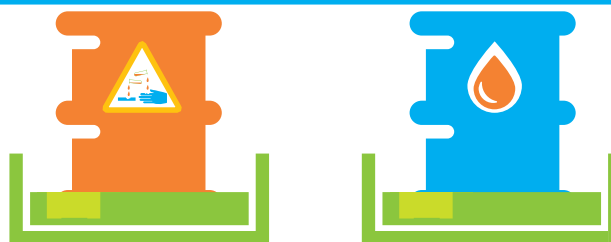
**Safe People**  
**Happy People**  
**Sustainable Business**

## KEY MESSAGES

- All substances that have the potential for harm are subject to the requirements of the Control of Substances Hazardous to Health Regulations and a COSHH assessment must be produced
- Plan for temporary storage to be situated away from the risk of vehicle damage and site drainage.
- Make sure that all temporary oil and chemical storage areas are adequately bunded.
- Regularly inspect the containers for damage and empty rainwater from bunds.
- Make sure that personnel are trained about the hazards of the chemicals and oils in temporary storage.
- Provide appropriate PPE and record its issue.
- Provide any necessary emergency equipment such as spill kits and train people how to use them correctly.


### 1. Introduction

This essential standard explains the requirements for temporary storage and handling of oils and other liquid chemicals on site. This standard does not cover the requirements for storage in bottles, small packages or fixed permanent tanks.



### 2. Hazards

There are significant hazards associated with temporary storage of oils and chemicals because of their potential for wide-scale contamination. Some oils and chemicals may also represent hazards associated with exposure by inhalation, through the skin or by ingestion. You should always refer to the Material Safety Data Sheets and COSHH assessments for information about control measures for the substance's storage, handling, use, disposal and PPE.

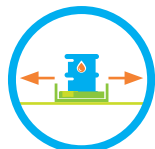


### 3. Planning

When planning temporary storage of oils and liquid chemicals, you should include the following considerations:



Temporary storage areas must be on firm and level ground.



There must be adequate access for delivery vehicles and any handling equipment.



Delivery routes must be planned in a way that minimises impact damage to containers, fixed plants and buildings.




Delivery points should not be on main carriageways through the site and must be capable of clear demarcation when in use.



The site layout should make it easy to load and offload containers to and from vehicles.



The storage location should not be at risk of damage from site traffic and mobile plant.



You might have to install barriers to prevent accidental impact with the container, the bund and other equipment.

## 4. Labelling

Make sure that all containers are clearly labelled with their contents and any relevant hazard warning labels.



## 5. Personal Protective Equipment (PPE)

Before you bring any chemicals onto site, ensure a formal assessment of the required PPE has been done. It should cover the PPE required when using the chemicals and for emergency situations. Issue, and record, the required PPE to anyone working with the oils or chemicals.

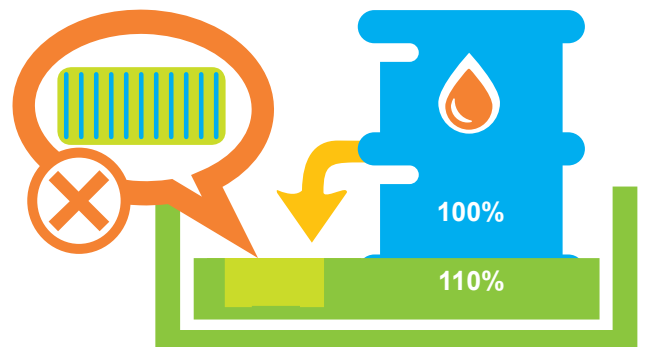
Ensure all necessary PPE and spill kits for dealing with emergencies are available at the site before chemicals are brought onto site.



Refer to *Essential Standard ES2 Personal Protective Equipment (PPE)*.

## 6. Bund Design

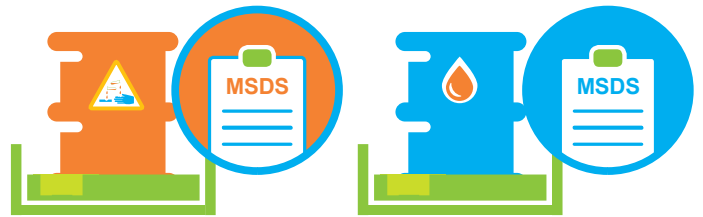
Store all temporary liquid chemical and oil containers within a bund. The bund should have a capacity of more than 110% of the largest container or combination of interconnected containers within the bund. The bund should be resistant to the chemicals being stored (it might need special resistant linings. Ensure that permanent fixed drains are not provided.



Any pipework to the storage should not pass through the bund wall. If this is not possible, ensure that the material used to seal the pipe is resistant to the chemicals being stored and if the product is flammable fireproof sealant must be used.

Keep the areas around bunds free of clutter, waste materials and other plant, etc.

Store tanks containing incompatible substances in separate bunds so that the substances don't mix if they spill. Check the Material Safety Data Sheets (MSDS) to identify incompatible substances. And ensure a specific COSHH assessment is produced for the substances stored.



## 7. Inspection

All temporary oil and chemical tanks must be regularly inspected for visual signs of deterioration such as corrosion, leaking valves, leaking joints, etc. Regularly pump rainwater out of temporary bunds to ensure that they remain effective.



## 8. Instruction and Training

Everyone who works with temporarily stored oils and chemicals must receive instruction and training that covers the following items:



the hazards of the chemicals



locations and use of spill kits



required personal protective equipment (PPE)



first aid arrangements



operating procedures

## 9. Emergency Arrangements

Ensure procedures for dealing with spills have been developed. They must cover what action must be taken and the location of any necessary equipment. Inform the relevant people in the emergency arrangements about the procedures. They must also know how to use spill kits and where to dispose of waste protecting others and the environment.

